

Moving from continuous to discrete symmetry in the 2D XY model

Nouman Butt,¹ Xiao-Yong Jin,¹ James C. Osborn,¹ and Zain H. Saleem²

¹*Computational Science Division, Argonne National Laboratory, 9700 S Cass Ave, Lemont IL 60439*

²*Mathematics and Computer Science Division, Argonne National Laboratory, 9700 S Cass Ave, Lemont IL 60439*

(Dated: August 22, 2023)

We study the effects of discretization on the $U(1)$ symmetric XY model in two dimensions using the Higher Order Tensor Renormalization Group (HOTRG) approach. Regarding the Z_N symmetric clock models as specific discretizations of the XY model, we compare those discretizations to ones from truncations of the tensor network formulation of the XY model based on a character expansion, and focus on the differences in their phase structure at low temperatures. We also divide the tensor network formulations into core and interaction tensors and show that the core tensor has the dominant influence on the phase structure. Lastly, we examine a perturbed form of the XY model that continuously interpolates between the XY and clock models. We examine the behavior of the additional phase transition caused by the perturbation as the magnitude of perturbation is taken to zero. We find that this additional transition has a non-zero critical temperature as the perturbation vanishes, suggesting that even small perturbations can have a significant effect on the phase structure of the theory.

I. INTRODUCTION

While quantum computers have the potential to allow great advances in the simulation of quantum systems, a major challenge will be making efficient use of the limited resources available in near-term hardware. For systems with continuous degrees of freedom, such as in common gauge theories, representing the continuous field in a limited set of discrete states poses a challenge. For quantum Hamiltonians, the mapping to an infinite set of discrete states can be done through second quantization, but the set of states then needs to be truncated to fit on a quantum computer. There have been several studies of methods for discretizing and truncating field representations in lattice models (both classical and quantum), including spin models [1–6], scalar fields [7–10], and gauge theories [11–21].

A similar truncation occurs when simulating these theories using tensor networks [22]. Here we use this correspondence to study the effects of truncation in two dimensional classical spin models as a proxy for mapping models to a quantum computer. The example systems we will use are the XY model and its discrete analog, the Z_N symmetric clock model. The two-dimensional XY model has a continuous $U(1)$ symmetry and exhibits a single phase transition of the Berezinskii–Kosterlitz–Thouless (BKT) type [23–25]. The simplest discretization of the XY model, using N discrete states, produces the Z_N clock-models, which break the $U(1)$ symmetry. This discretization method has a major effect on the phase structure of the theory. While the XY model is recovered in the $N \rightarrow \infty$ limit, one may need to go to very large N before the discretization effects become negligible at low temperatures.

The Z_N clock models have been studied extensively, and their phase diagrams are known to be distinctly different from the XY model. For $N \leq 4$, they exhibit a single phase transition, though due to spontaneous symmetry breaking, and not of the BKT type. For $N \geq 5$,

there is clear evidence that the models exhibit two phase transitions. The transition at higher temperature becomes the BKT transition of the XY model as $N \rightarrow \infty$. For sufficiently large, but finite N , it is also consistent with a BKT transition, even though there is only a discrete symmetry. This is an example of an emergent symmetry. An explanation for the emergent symmetry in the clock models was provided based on a mapping of the classical model to a quantum Hamiltonian [26, 27], which also suggested that the upper transition is BKT for all $N \geq 5$. However, numerical studies suggest that the $N = 5$ transition may not be the same type as for $N > 5$, though may still be related [28–30]. The nature of the lower temperature transition is also believed to be of BKT-type based on central charge arguments [31–33]. While the upper critical temperature remains fairly constant as $N \rightarrow \infty$, the lower critical temperature moves towards zero in that limit [34]. It is the existence of the lower critical temperature that largely distinguishes the Z_N models for $N \geq 5$ from the XY model.

Other discretization methods for the XY model are possible. In particular, the formulation of the XY model as a tensor network, which can be done using a character expansion, provides a convenient basis for truncation, and is manifestly $U(1)$ invariant. Similar tensor network constructions using character bases exist for gauge theories, and have been proposed to be useful for mapping gauge theories to qubits while preserving gauge invariance [35].

The differences between truncation schemes for the XY model can be better understood by examining the differences in their tensor network formulations. It was shown that the tensor network formulation of the XY model preserves the $U(1)$ symmetry through the enforcement of selection rules [36, 37]. The discrete version of the XY model, the N -state clock model, can be seen as a version of the XY model where the infinite set of states are now folded into the finite N states in a periodic manner. The periodic nature of the Z_N symmetry alters the

selection rule and modifies the symmetry of the theory. To further explore this we split the tensor construction into a core tensor, centered on sites, and an interaction matrix, which connects neighboring sites, and consider theories which mix the core and interaction from the different models. From this we find that the core tensor, which enforces the selection rule, is indeed the dominant factor on the phase structure of the theory, as opposed to the interaction matrix.

We also examine the behavior of the phase structure when moving between the XY and Z_N models. As mentioned above, one way to transition from the clock model to the XY model is to take N large. An alternative path is to introduce a symmetry breaking term into the XY model, that explicitly breaks the symmetry down to Z_N . This is equivalent to the model studied analytically by José, Kadanoff, Kirkpatrick, and Nelson (JKKN) [38, 39]. They concluded that the $U(1)$ symmetry is unstable at low temperatures in response to small values of the symmetry breaking field and the system develops a second phase transition similar to the clock models. The perturbation has the effect of smoothly transforming the XY core tensor into the Z_N clock model core tensor by the introduction of periodic terms. We are interested in studying the emergence of the phase transition at low temperatures in the XY model for small values of the symmetry breaking term. Our results suggest that even small perturbations can have a significant effect on the low temperature phase structure of the XY model. This may require caution when considering simulations of truncated models to ensure that even small perturbations, perhaps due to discretization effects or even simulation errors, don't give rise to new phases not present in the original theory.

In section II we present the tensor network representation of the XY model, its perturbed version and the Z_N clock model, and elaborate on the difference in the structure of the core tensor in each case. In section III we compare numerical results for different truncations of XY model based on the character expansion and the Z_N clock model. In section IV we show results of mixing the core tensor and interaction matrix from different models, and how it effects the phase structure. In section V we perform a detailed study of the behavior of the lower temperature phase transition of the perturbed model as the symmetry breaking field becomes smaller, to determine the effects of small symmetry breaking on the phase diagram.

II. TENSOR NETWORK FORMULATION OF XY AND Z_N SPIN MODELS

The Hamiltonians for the XY and Z_N clock models can be written in the common form

$$H = - \sum_{\langle ij \rangle} \cos(\theta_i - \theta_j) - h \sum_i \cos(\theta_i) \quad (1)$$

where the first sum is over neighboring sites on a 2D periodic lattice and h is the magnetic field. The angles, θ_i , take continuous values in $[0, 2\pi)$ for the XY model and the discrete values $2\pi k/N$ with $k \in 0, \dots, N-1$ for the N -state clock model.

The partition function for either model can be formulated as a tensor network by separating the interaction term through an expansion in some basis, then integrating (summing for Z_N) over the spin variables at each site [22, 40]. Details of this approach are given in Appendix A. The expansion produces an interaction matrix on the links of the lattice while the integration produces a core tensor on the sites of the lattice. The interaction matrix can then be factored and absorbed into the core tensor to produce a single tensor per site which describes the partition function of the system.

When defining the core tensor and interaction matrix, there is a choice of where to put the local (single-site) terms in the Hamiltonian. One choice is to keep the interaction matrix diagonal, which in the models considered here, coincides with keeping only the interaction term $H_I(\theta_i, \theta_j) = -\cos(\theta_i - \theta_j)$ in the interaction matrix. The choice of where to put the local terms has no effect on the partition function or other physical results, and is only relevant when studying the roles of the core tensor and interaction matrices on the phase structure as done in section IV.

A common basis to use for the expansion of the interaction matrix is the character basis, which, for the $U(1)$ symmetric XY model is just the phases $\exp(in\theta)$. For the XY model, this gives the core tensor and interaction matrix at inverse temperature β of

$$\begin{aligned} C_{abcd}^{XY} &= I_{a-b+c-d}(\beta h) \\ M_{ab}^{XY} &= I_a(\beta) \delta_{ab} \end{aligned} \quad (2)$$

where $I_n(x)$ is a modified Bessel function. The order of indices on the core tensor, C_{abcd}^{XY} , is such that a and b (likewise c and d) correspond to opposite directions along the same dimension. Each of the indices on the XY model core tensor extend from $-\infty$ to ∞ . In practice this needs to be truncated. Here we choose to truncate them symmetrically in the range $-S, \dots, S$ giving a total of $D = 2S + 1$ states for each index. We will study the effect of this truncation for various values of D below.

For the Z_N clock model, keeping only the interaction term $H_I(\theta_i, \theta_j)$ in the interaction matrix, gives the core tensor and interaction matrix

$$\begin{aligned} C_{abcd}^N &= \sum_{\ell=-\infty}^{\infty} I_{a-b+c-d+\ell N}(\beta h) \\ M_{ab}^N &= \sum_{k=-\infty}^{\infty} I_{a+kN}(\beta) \delta_{ab} . \end{aligned} \quad (4)$$

The indices on the clock model tensor are all finite, taking on N distinct values. Note that the difference in the XY and Z_N tensors is that the clock model has the same terms from the XY model, but they are folded around

the finite set of N states. This is a consequence of the periodic nature of the basis functions with discrete angles $\exp(in\theta_k) = \exp(in\theta_{k+N})$ for $\theta_k = 2\pi k/N$ (see Appendix A for details).

As detailed in Appendix A, the clock model tensors can also be constructed using an infinite number of states which provides convenient approach to directly compare with the XY model. In this case the tensors are

$$C_{abcd}^{N\infty} = \sum_{\ell=-\infty}^{\infty} I_{a-b+c-d+\ell N}(\beta h) \quad (6)$$

$$M_{ab}^{N\infty} = I_a(\beta)\delta_{ab}. \quad (7)$$

and the indices now extend from $-\infty$ to ∞ . This is just the interaction matrix from the XY model combined with the clock model core tensor, extended to an infinite number of states on each index. This form of the clock model provides a smooth interpolation between it and the XY model by adjusting the terms in the core tensor, which is what the perturbed XY model studied here will do.

For the perturbed XY case (JKKN model) the following term is added to the Hamiltonian

$$\delta H = -h_N \sum_i \cos(N\theta_i) \quad (8)$$

which breaks the $U(1)$ symmetry down to Z_N . This additional term modifies the core tensor, giving

$$C_{abcd}^{XYN} = \sum_{\ell=-\infty}^{\infty} I_{a-b+c-d+N\ell}(\beta h) \frac{I_\ell(\beta h_N)}{I_0(\beta h_N)}. \quad (9)$$

The normalization is chosen such that as $h_N \rightarrow \infty$ this reproduces the Z_N clock model core tensor, while at $h_N = 0$ this is equivalent to the XY model.

Given the interaction matrix and core tensor for a particular model, the site tensor can be constructed as in Appendix A. By contracting a 2D lattice network of site tensors, the partition function, Z , can be evaluated. Observables can be obtained from derivatives of the partition function, either numerically by finite differences of parameters, or by replacing a site tensor with its derivative (an impurity tensor [41]). We use the impurity tensor method to measure the magnetization. For the temperature derivatives (used in the specific heat and cross-derivative) we use the numerical derivative obtained from a local polynomial fit.

The contraction of the tensors is performed numerically using the Higher Order Tensor Renormalization Group (HOTRG) method [42]. This combines pairs of neighboring site tensors to form a new blocked site tensor. As the size of a tensor index grows above some limit, D_{cut} , we employ a Higher Order Singular Values Decomposition (HOSVD) to truncate it back to D_{cut} states. This is distinct from the initial D states in the truncation of the XY model. In all cases we perform 20 blocking steps in each direction giving a final volume of $V = 2^{20} \times 2^{20}$ sites.

III. DISCRETE APPROXIMATIONS OF CONTINUOUS SYMMETRY

Here we compare different ways to approximate the continuous XY model with a fixed number of states in the tensor network representation. In particular we compare the truncation of the XY model expanded in the character basis [22] to the Z_N clock model for the same number of states.

We first look at the effect of truncation on the specific heat, $C_V = -T\partial_T^2 F$, versus temperature, T , with varying number of states. Here, $F = -(\ln Z)/(\beta V)$ is the free energy. While the specific heat does not exhibit critical behavior in the 2D XY model, and is therefore not a reliable indicator of the location of the phase transitions, it still serves as a qualitative indicator of the phase structure of the theory. For this purpose we obtained the specific heat results at $D_{cut} = 40$, from the second derivative of a seven-point polynomial fit to the free energy. We will also consider another observable that is critical below.

In the case of the XY model, Fig. 1, for all values of the initial bond dimension D , we see a peak in C_V around $T \approx 1$ which is larger than the BKT transition temperature of $T_c^{XY} \approx 0.89$ [43–46]. The height of the $D = 3$ peak is very different from the rest ($D \geq 5$). We also see C_V rise again at low temperature. This is more pronounced at small D and the effect moves to lower temperatures for larger D . At $D = 15$, the specific heat matches that from larger D (up to $D = 39$) within 0.1% difference down to $T = 0.2$.

We can compare the results from the truncated XY model to those of the clock models for the same number of states. In Fig. 2 we show the specific heat versus temperature for the N -state clock models over the same range of N as for D before. Again we see that for three states, the behavior deviates from the rest, but it is even more enhanced in this case. For $N \geq 5$ the model develops a clear second peak in the specific heat at lower temperature. The $N = 5$ specific heat is closer to $N \geq 7$ than for $N = 3$, but still deviates fairly significantly. For $N \geq 7$ the peak around $T = 1$ remains consistent among the models with the main difference being the lower temperature peak moving towards $T = 0$ as N increases. The deviations at lower temperature are larger for the same number of states as for the truncated XY case.

In Fig. 3 and Fig. 4 we compare the behavior of the average magnetization per site, $\langle m \rangle = \partial_h F$, with a small magnetic field, $h = 10^{-4}$, between the two discretization schemes for the same number of initial states. In the case of the truncated XY model, the magnetization never saturates to unity as we lower the temperature. However in the Z_N clock models, we observe saturation at an intermediate temperature. As N increases, the saturation to unity happens at lower temperatures.

It is difficult to observe the lower temperature transition using magnetic susceptibility. Instead we use a

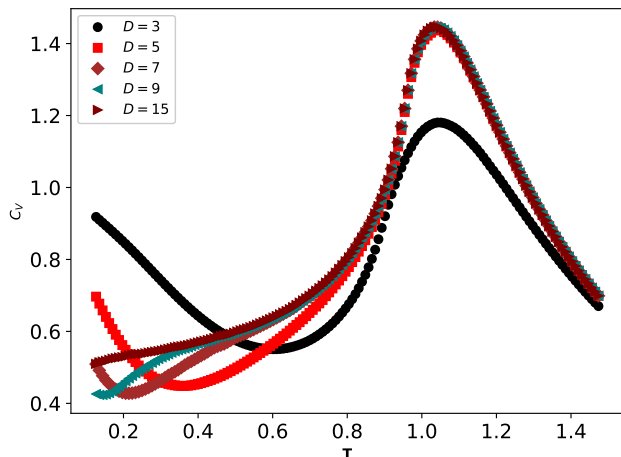


FIG. 1: Specific heat, C_V , versus temperature, T , for the truncated XY model with varying initial bond dimension D .

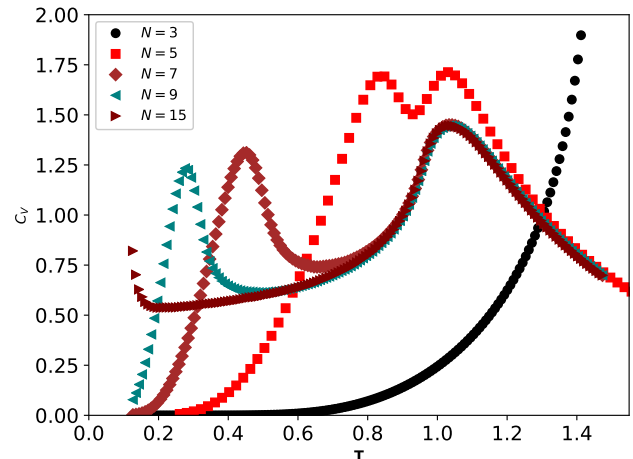


FIG. 2: Specific heat, C_V , versus temperature, T , for the Z_N clock model with varying N .

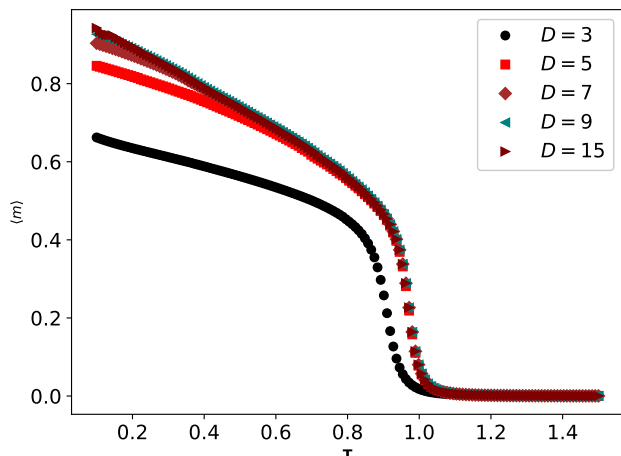


FIG. 3: Magnetization per site, $\langle m \rangle$, versus temperature, T , for the truncated XY model with magnetic field, $h = 10^{-4}$, and varying initial bond dimension D .

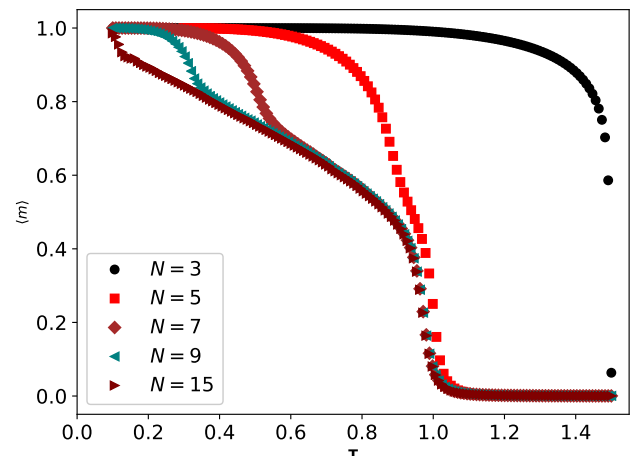


FIG. 4: Magnetization per site, $\langle m \rangle$, versus temperature, T , for the Z_N clock model with magnetic field, $h = 10^{-4}$, and varying N .

cross-derivative

$$\frac{\partial^2 F}{\partial h \partial T} = -\frac{\partial \langle m \rangle}{\partial T} \quad (10)$$

introduced in [33] to locate the lower temperature transition in the Z_N models.

The cross-derivative of the magnetization for the XY model, Fig. 5, shows only a single peak for all values of the initial number of states, as low as $D = 3$. Here the location of the $D = 3$ peak differs from $D \geq 5$, in contrast to the specific heat. This is comparable to results seen in the $S = 1$ quantum XY model [6]. For $D \geq 5$ the results are nearly identical for larger temperatures and only show small changes in the value at lower temperatures (shown in inset).

For the Z_N models, the cross-derivative of the magnetization, Fig. 6, clearly shows two peaks, indicating two

phase transitions. The peak height for the lower transition is smaller than the peak height for upper transition. As N is increased, we see that the lower peak moves towards lower temperatures. In this case it is clear that the truncated XY model using the character basis approaches the XY model behavior quicker than the discrete Z_N models for the same number of states.

IV. ROLE OF CORE TENSOR AND INTERACTION MATRIX

While both the core tensor and the interaction matrix differ between the XY and clock models, it is expected that the core tensor, which implements the selection rules responsible for charge conservation at $h = 0$, is mainly

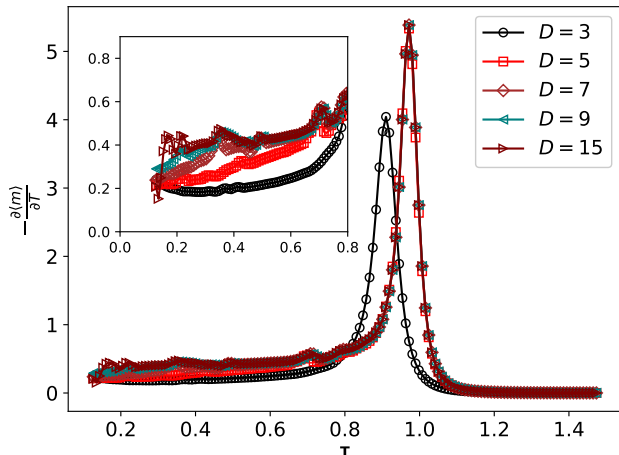


FIG. 5: Cross-derivative, $-\partial_T \langle m \rangle$, versus temperature, T , for the truncated XY model with $h = 10^{-4}$ and varying D .

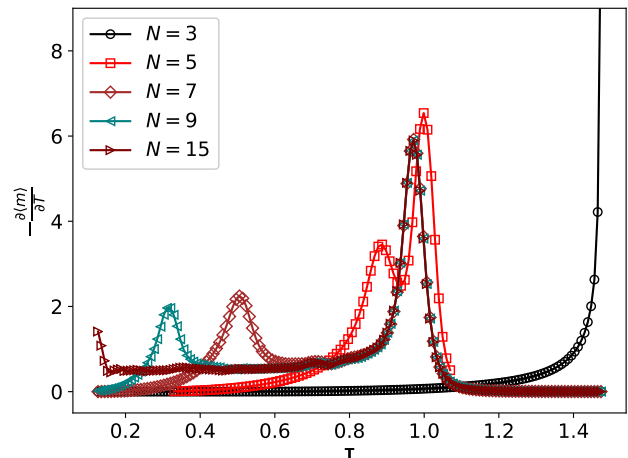


FIG. 6: Cross-derivative, $-\partial_T \langle m \rangle$, versus temperature, T , for the Z_N clock models with $h = 10^{-4}$ and varying N .

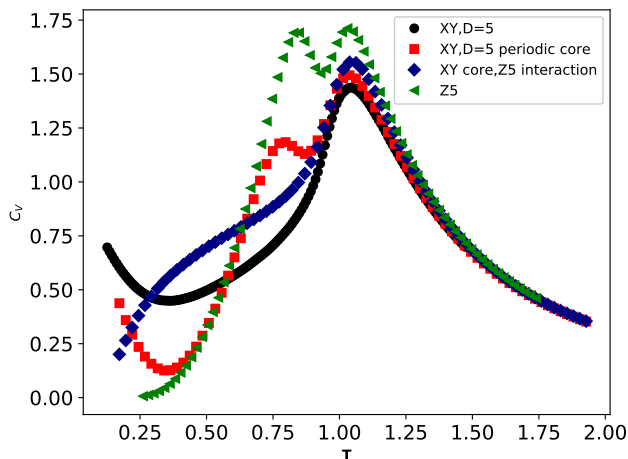


FIG. 7: Specific heat, C_V , versus temperature, T , for different combinations of core tensor and interaction matrix from the truncated XY model at $D = 5$ and the Z_5 clock model. The combination with the XY interaction matrix and Z_5 (periodic) core (squares) shows two peaks, similar to the Z_5 model (triangles), while the Z_5 interaction and XY core (diamonds) shows no sign of a second phase transition.

responsible for determining the symmetries of the theory [36]. We can check this by combining the core tensor and interaction matrix from the different theories and compare them to the original models.

In Fig. 7 we compare the different combinations of the core tensor and interaction matrix from the Z_5 clock model and the XY model at $D = 5$. The combination with the XY interaction matrix and Z_5 (periodic) core tensor clearly shows two peaks. This is similar to the Z_5 model, though the lower temperature peak in the mixed case is much smaller. The mixed model with a XY core and Z_5 interaction shows only a single peak within the

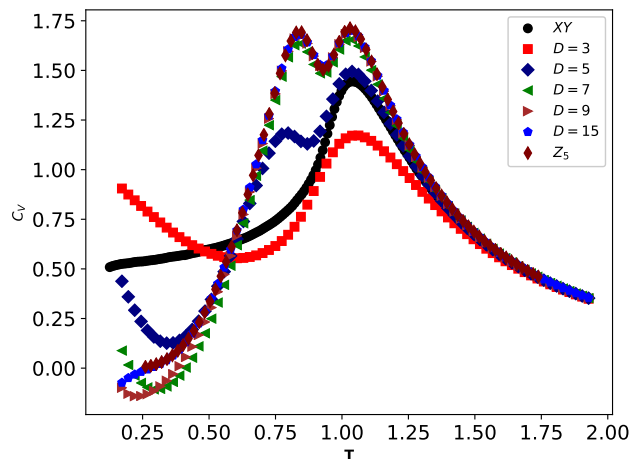


FIG. 8: Specific heat, C_V , versus temperature, T , for a mixed model with the XY interaction matrix with a Z_5 core tensor generalized to different numbers of initial states D . For $D = 5$ this corresponds to the same mixed model in Fig. 7 (squares). For large D this approaches the Z_5 clock model result (diamonds). The XY model (circles) is also shown for comparison.

calculated temperature range, similar to the XY model. For these models it is clear that the structure of the core tensor is the determining factor in the overall phase structure of the theory.

In Fig. 8 we plot the specific heat of the XY model with different numbers of initial states and a suitably generalized Z_5 periodic core tensor. For a large number of initial states the model reproduces the specific heat of Z_5 clock model, and approaches the infinite dimensional representation of the Z_N models shown in eqs. (6) and (7). For $D = 3$ there is only one peak, while for $D \geq 5$ there are two peaks. The lack of a second peak in the $D =$

3 case can be understood due to there not being enough states to fully feel the effects of the Z_5 periodicity in the core tensor. This representation of the clock models provides a basis for studying the transition between them and the XY model.

V. PERTURBED XY MODEL

In order to study the transition from the XY to clock models, we consider a perturbed model by adding an additional term, eq. (8), which has an exact Z_N symmetry. This is equivalent to the model studied by José, Kadanoff, Kirkpatrick, and Nelson (JKKN) [38, 39]. We choose a normalization, eq. (A14), for this model such that the $h_N \rightarrow \infty$ limit reproduces the Z_N clock model. For numerical purposes, we use an approximation to the core tensor in eq. (9). By writing it in the alternate form

$$C_{abcd}^{XYN} = \sum_{k\ell} I_k(\beta h) \frac{I_\ell(\beta h_N)}{I_0(\beta h_N)} \delta_{a-b+c-d+k+N\ell}, \quad (11)$$

we can evaluate this for small h by limiting the sum to $-2 \leq k \leq 2$. This form is accurate up to $O(h^2)$, which is sufficient for our purposes.

For this model, we will always set $D = D_{cut}$, so that we are no longer comparing the effects of truncation on the phase diagram. Instead we are interested in looking at the effects of a symmetry breaking perturbation on the continuous symmetry, separate from the effects of the truncation. One could also combine the two and consider smaller truncation of the perturbed XY model, but for simplicity, we do not consider that here. We note however, that the truncated XY model at $D = 5$ is already very close to the large D limit of the XY model (see e.g. Fig. 5), so we expect the main results here to carry over even down to $D = 5$.

We simulated this model at $N = 5$, which is the smallest value of N for which a second phase transition appears in the clock model. We are interested in seeing how the extra phase transition emerges for small h_5 . The HOTRG method used here requires an increasingly large D_{cut} to get stable results as we approach the continuous XY model, which limits the lower value of h_5 which we could confidently simulate with $D_{cut} = 91$. In lieu of direct simulations at very small h_5 we instead must extrapolate our results to small h_5 .

The choice of $D_{cut} = 91$ for the bulk of the simulations in this section was made from a comparison of selected results for a range of D_{cut} values. 91 was determined to be the smallest value that had acceptable errors for the quantities measured. A more detailed comparison of the errors with varying D_{cut} is given in Appendix B.

In Fig. 9 we plot the magnetization versus temperature with a small magnetic field of $h = 10^{-5}$ for different values of h_5 produced from HOTRG simulations with $D_{cut} = 40$. The magnetization profile smoothly interpolates between the XY and Z_5 models as the symmetry breaking field, h_5 , is varied in a continuous manner.

Again we will use the temperature derivative of the magnetization [33] to more clearly identify the phase transitions. The temperature derivative is obtained numerically from local polynomial fits to the magnetization. In Fig. 10 we show $-\partial_T \langle m \rangle$ versus temperature for a range of h_5 , again with $h = 10^{-5}$. Here we clearly see two peaks for all values of h_5 shown. The upper peak occurs at a temperature, T_{p2} , which shifts a little between $h_5 = \infty$ (the Z_5 clock model) and $h_5 = 1$, but is fairly stable below that. In contrast, the temperature of the lower peak, T_{p1} , continues to move towards lower temperatures, and also the peak height decreases. We will see below, however, that T_{p1} does not seem to go to zero as $h_5 \rightarrow 0$, and is consistent with having a phase transition at a temperature that is significantly away from zero as $h \rightarrow 0$, for all values of h_5 .

We obtain values for T_{p1} and the corresponding peak height from a series of fourth order polynomial fits to the magnetization versus temperature using an interval of 11 data points, which represent a range in temperatures of $\delta T = 0.04$. This range was chosen as a good compromise between smoothing out any small fluctuations in the data while preserving the sharpness of the peaks as much as possible. Values of T_{p1} are obtained from the zeros of the second derivative of the fitted polynomials. Multiple values of T_{p1} and the height are obtained by shifting the fit interval, and the values and estimated errors are taken from the average and variance among the intervals that contain the peak.

The results for T_{p1} for a range of h and h_5 values are shown in Fig. 11. All these results were obtained using a bond dimension of $D = 91$. As noted above, the HOTRG results become less consistent as we approach smaller values of h and h_5 . While we could get stable results for much smaller h_5 within the range $10^{-7} \leq h \leq 10^{-5}$, we could only confidently extract accurate peaks for h_5 down to 0.2. For $h_5 < 0.2$ the data becomes less smooth so that extracting accurate peaks becomes difficult.

h_5	T_{c1}	γ
0.2	0.750(9)	0.1257(12)
0.3	0.801(39)	0.1195(19)
0.4	0.787(24)	0.1336(20)
0.5	0.791(9)	0.1295(65)
0.7	0.812(6)	0.1315(28)
1.0	0.823(1)	0.1353(25)
∞	0.907(3)	0.1220(51)

TABLE I: Table of fit results for the lower critical temperatures, T_{c1} , from eq. (12), and peak height scaling exponent, γ , from eq. (15), versus h_5 . $h_5 = \infty$ corresponds to the Z_5 clock model. The errors are statistical for $D_{cut} = 91$. Systematic errors due to finite D_{cut} are discussed in the text and in Appendix B.

For each value of h_5 , we fit the data over the range $10^{-7} \leq h \leq 10^{-5}$ to the power-law scaling formula

$$T_{c1} - T_{p1} \propto h^\alpha. \quad (12)$$

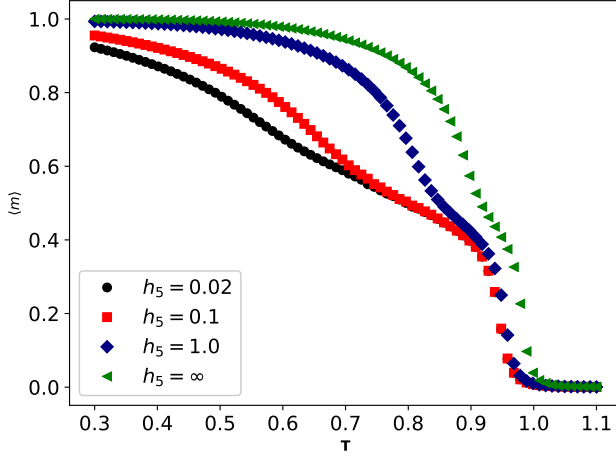


FIG. 9: Magnetization per site, $\langle m \rangle$, versus temperature, T , for the perturbed XY model with magnetic field, $h = 10^{-5}$, and varying h_5 .

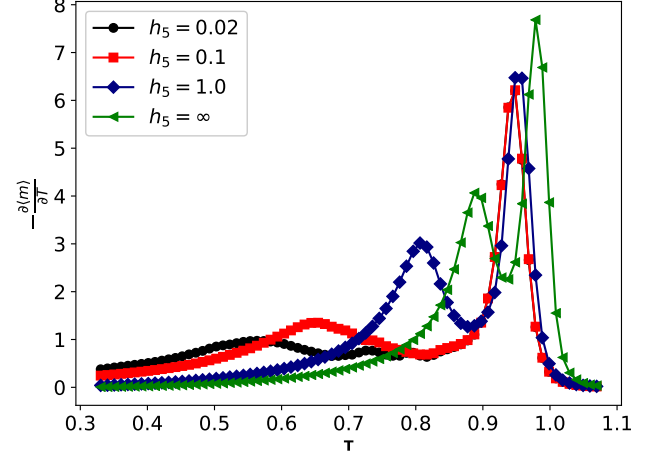


FIG. 10: Cross-derivative $-\partial_T \langle m \rangle$ versus temperature, T , for the perturbed XY model with magnetic field, $h = 10^{-5}$, and varying h_5 .

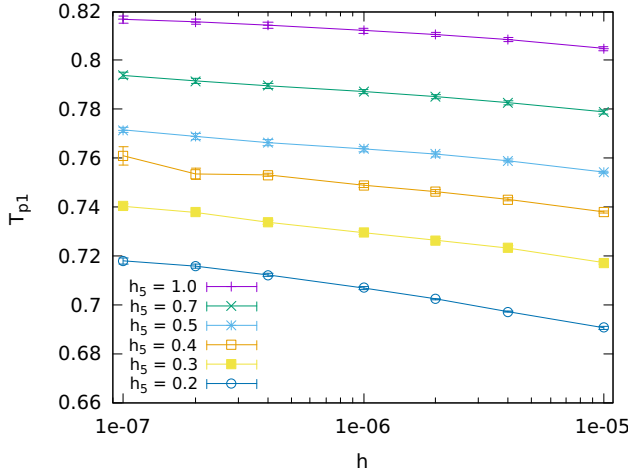


FIG. 11: Lower peak temperature, T_{p1} , versus magnetic field, h , for the perturbed XY model with varying h_5 .

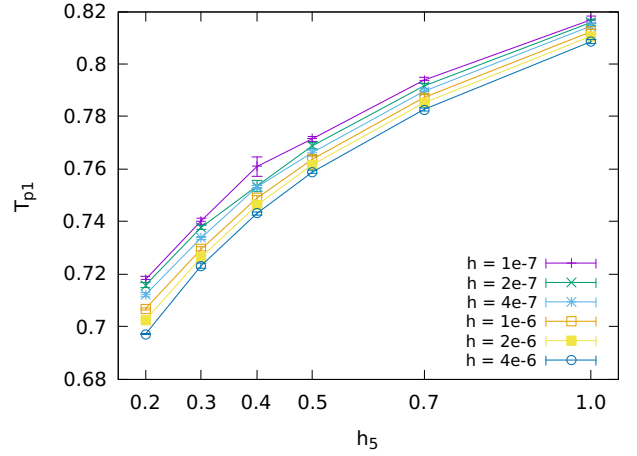


FIG. 12: Lower peak temperature, T_{p1} , versus h_5 for the perturbed XY model with varying h .

The fit values of the critical temperature, T_{c1} , are summarized in Table I. Unfortunately, the error bars are too large to reliably extrapolate this critical temperature to $h_5 = 0$.

An alternate approach is to first extrapolate $h_5 \rightarrow 0$, then take the $h \rightarrow 0$ limit. In Fig. 12 we use the same data from Fig. 11 to plot T_{p1} versus h_5 for different values of h . We fit the data at fixed h over the range $0.2 \leq h_5 \leq 1.0$ to another power-law form

$$T_{p1} - T_{p1}^* \propto h_5^a, \quad (13)$$

where T_{p1}^* is the fit result for the lower peak temperature extrapolated $h_5 \rightarrow 0$. These fits show good agreement across the whole range in h_5 .

The values of the extrapolated peak temperatures, T_{p1}^* , in the limit $h_5 \rightarrow 0$ are plotted in Fig. 13. For larger

h , the extrapolated peak temperature is consistent with zero. However for smaller h , the value of T_{p1}^* moves away from zero. A power-law fit to the form

$$T_{c1}^* - T_{p1}^* \propto h^\beta, \quad (14)$$

where T_{c1}^* is the fit result for the lower peak temperature extrapolated $h_5 \rightarrow 0$ and $h \rightarrow 0$, is shown along with the data. The extracted value of the critical temperature at $h = 0$ and $h_5 = 0$ is $T_{c1}^* = 0.44(3)$, which is about half of the XY T_c of about 0.89. A similar result was obtained even when leaving out the highest $h = 4 \times 10^{-6}$ point, so that point is not a significant factor in constraining the curvature. We also have a data point for $D_{cut} = 101$ at $h = 10^{-7}$ included in the plot. This point is nicely consistent with the $D_{cut} = 91$ point and the power-law fit.

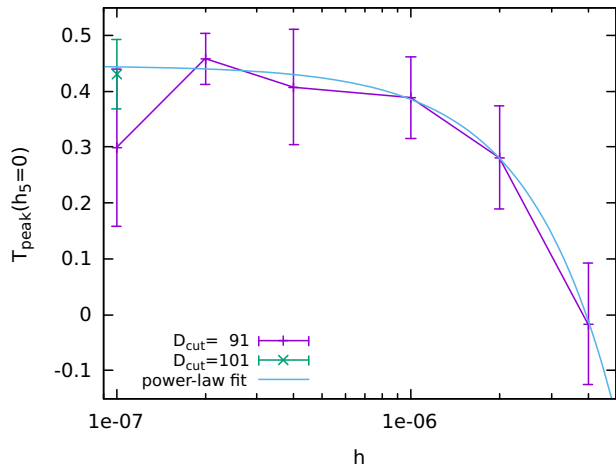


FIG. 13: Lower peak temperature extrapolated to $h_5 = 0$ (T_{p1}^* in the text) versus magnetic field, h , for the perturbed XY model. The smooth line is a fit to the power-law form in eq. (14). The smallest h value also has a result for $D_{cut} = 101$, which is consistent with the $D_{cut} = 91$ results.

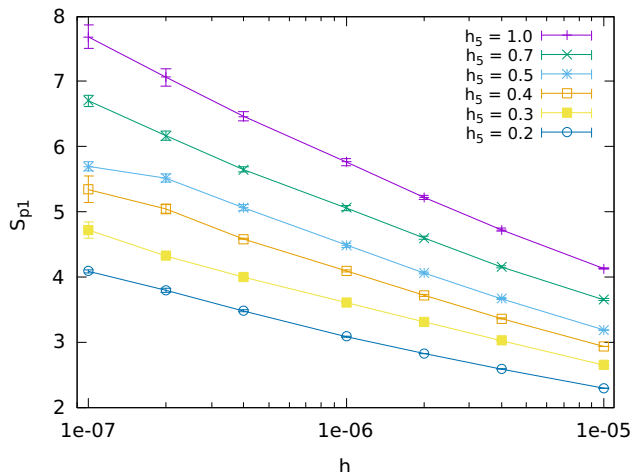


FIG. 14: Lower peak height, S_{p1} , versus magnetic field, h , for the perturbed XY model for varying h_5 .

In order to establish whether the lower peak in the cross-derivative, $-\partial_T \langle m \rangle$, corresponds to a true phase transition, we look to see if the scaling of the peak height exhibits a critical behavior. In Fig. 14 we plot the lower peak height, S_{p1} , versus h for different h_5 . We see that the heights do increase as $h \rightarrow 0$. We fit the peak height in the range $h \in [1e - 7, 4e - 6]$ to a power-law scaling form

$$S_{p1} \propto h^{-\gamma}, \quad (15)$$

The extracted exponents, γ , calculated at $D_{cut} = 91$ are listed in Table I. The values for the exponent listed there, are clearly show that the peak of the cross derivative is critical for the given values of h_5 , however there is

still a significant systematic error due to the fixed D_{cut} . To get an estimate of this, we have also calculated $\gamma = 0.1191(14)$ at $h_5 = 0.2$ with $D_{cut} = 101$. This is lower than the corresponding value with $D_{cut} = 91$, but similar to that at $h_5 = 0.3$. From the difference in the $D_{cut} = 91$ and 101 values we can estimate that there is a systematic error of at least 0.0066 that must be added to the above extrapolations. If the systematic error is no more than a few times this lower estimate then the exponents would still clearly favor a critical system.

To see that the exponent remains nonzero as h_5 goes to zero, we performed some simple fits. A linear fit to γ for $h_5 \in [0.2, 1.0]$ gives a value of $\gamma = 0.1221(34)$ at $h_5 = 0$, while a quadratic fit yields 0.1202(97). Both of these values are not consistent with zero, even when taking into account the estimate of the systematic error considered above. Thus the peaks appear to correspond to a critical phase transition even as $h_5 \rightarrow 0$. This result is in agreement with the RG analysis based conclusion from [38, 39], in which the $h_N \rightarrow 0$ limit corresponds to a phase transition with non-zero critical temperature.

VI. SUMMARY AND FUTURE DIRECTIONS

We have studied the changes in phase structure when moving between the continuous XY model and the discrete Z_N clock model in two dimensions using the Higher Order Tensor Renormalization Group approach. We compared different ways to approximate the XY model with a fixed number of states in the tensor network representation. We showed that the truncated character expansion for the XY model approaches the continuous XY model behavior quicker than than discrete Z_N model with same number of states, as the number of states increases.

We also examined the role of the core tensor and interaction matrix in determining the phase structure of the XY and Z_N models, and showed that the core tensor plays the dominant role in the phase structure of these models.

Further we explored a perturbed XY model (the JKK model) which allows us to interpolate between the XY and Z_N models via the introduction of a symmetry breaking term. This term breaks the $U(1)$ symmetry to Z_N and introduces a new phase transition (for $N \geq 5$) in addition to the well-know BKT transition. We demonstrate that the cross-derivative peak corresponding to this phase transition in the lower temperature region scales with volume, and that the critical temperature doesn't go to zero even in the limit of a vanishingly small symmetry breaking field. This suggests that even small symmetry-breaking perturbations can have a large effect on the phase structure of theories. When discretizing models, and potentially when simulating them in noisy environments, such as present quantum computers, one must be careful to avoid these possible effects.

While the perturbation considered here had an explicit

Z_N symmetry, which may have had a dominant effect on the resulting phase structure, it would also be interesting to explore the effect of perturbations with less symmetry to see how the results are modified. For example, N could be extended away from integer values as was considered in the limit of a large perturbation here [47, 48]. Determining the effect of small perturbations with varying degrees of symmetry could be important to understanding the errors inherent in simulations on resource limited and noisy near-term quantum simulators.

In this paper we have studied the XY model due to its simplicity and the fact that its group-space discretizations, the clock models, exhibit notably different phase structure. For future work it will be interesting to study the discrete truncations of other continuous models such as the Heisenberg model, $O(N)$ vector model, the compact hyperbolic spin model [49], or gauge theories. It would also be interesting to explore other expansion bases for discretization to see their effects on the phase structure and if there are alternatives that could produce better representations for a limited number of states.

Acknowledgements N.B., X.-Y.J. and J.C.O. were supported through a QuantISED grant by the U.S. Department of Energy, Office of Science, Office of High Energy Physics. Z.S. is supported by the National Science Foundation under Award No. 2037984 and DOE Q-NEXT. This research used resources of the Argonne Leadership Computing Facility, which is a DOE Office of Science User Facility supported under Contract DE-AC02-06CH11357.

Appendix A: Tensor Network construction

Here we give a general treatment on the construction of the tensor network formulation of spin model partition functions. This is a generalization of the method used for the XY model [22].

We start with a Hamiltonian that is split into a nearest neighbor interaction term, H_I , and local term, H_L , as

$$H = \sum_{\langle ij \rangle} H_I(\theta_i, \theta_j) + \sum_i H_L(\theta_i) \quad (\text{A1})$$

where the θ_i are variables on a site of the lattice that will be integrated over, and $\langle ij \rangle$ represents all pairs of neighboring sites.

Note that we can move local terms to or from the interaction term by defining

$$\begin{aligned} H'_I(\theta_i, \theta_j) &= H_I(\theta_i, \theta_j) + \frac{1}{2d} [F(\theta_i) + F(\theta_j)] \quad (\text{A2}) \\ H'_L(\theta) &= H_L(\theta) - F(\theta) \quad (\text{A3}) \end{aligned}$$

for arbitrary F . Setting $F = H_L$ would then eliminate the local term and put the whole model into the interaction term. This will be a convenient form when discussing the Z_N model below. For the XY model we will consider the original form with the simpler interaction term.

When constructing the tensor network using a complete basis set, then choice of convention for the local and interaction term does not matter. However, when truncating the basis set, the different forms can give different results.

In constructing the tensor network formulation, the main step is to separate the interacting variables by expanding the interaction term in some set of basis functions, $f_a(\theta)$ and $g_a(\theta)$, as

$$e^{-\beta H_I(\theta_i, \theta_j)} \approx \sum_{ab} M_{ab} f_a(\theta_i) g_b(\theta_j) \quad (\text{A4})$$

with M_{ab} a matrix characterizing the interaction. After collecting terms with common integration variables we are left with a tensor on each site. On a two dimensional square lattice this is given by

$$C_{abcd} = \int d\theta e^{-\beta H_L(\theta)} f_a(\theta) g_b(\theta) f_c(\theta) g_d(\theta) \quad (\text{A5})$$

where a, b and c, d are pairs of opposing directions on the lattice.

The partition function is then a contraction of neighboring core tensors, C , with the interaction matrices, M , placed in between. For convenience, one typically defines a new tensor which incorporates the interactions into the core to make evaluations simpler. One possibility is to take the SVD of the interaction matrix as $\tilde{M} = U\Lambda V$ and then combine the factors $\tilde{U} = U\sqrt{\Lambda}$ and $\tilde{V} = \sqrt{\Lambda}V$ with C to get

$$T_{abcd} = C_{ijkl} \tilde{U}_{ia} \tilde{V}_{bj} \tilde{U}_{kc} \tilde{V}_{dl} . \quad (\text{A6})$$

Note that this can be viewed as performing a change of basis functions to make M the identity. This form is not unique though due to the *gauge freedom* in tensor networks. Performing a similarity transformation on opposing pairs of indices of the tensor still produces the same partition function.

1. XY model tensors

A standard basis used for a $U(1)$ spin variables, related to the character expansion, is

$$f_a(\theta) = e^{ia\theta} \quad (\text{A7})$$

$$g_a(\theta) = e^{-ia\theta} . \quad (\text{A8})$$

If the interaction Hamiltonian is a function of $\theta_i - \theta_j$, then this basis makes M diagonal. For the standard XY model with $H_I(\theta_i, \theta_j) = -\cos(\theta_i - \theta_j)$, the interaction matrix in the Fourier basis above, eqs. (A7) and (A8), is

$$M_{ab}^{XY} = \delta_{ab} I_a(\beta) . \quad (\text{A9})$$

The core tensor for the XY model with a magnetic field and perturbation term

$$H_L(\theta) = -h \cos(\theta) - h_N \cos(N\theta) \quad (\text{A10})$$

is given by

$$C_{abcd}^{XYN} = \mathcal{N} \int d\theta e^{\beta h \cos(\theta) + \beta h_N \cos(N\theta) + i(a-b+c-d)\theta} \quad (\text{A11})$$

$$= 2\pi\mathcal{N} \sum_{k,\ell=-\infty}^{\infty} I_k(\beta h) I_\ell(\beta h_N) \delta_{a-b+c-d+k+N\ell} \quad (\text{A12})$$

$$= 2\pi\mathcal{N} \sum_{\ell=-\infty}^{\infty} I_{a-b+c-d+N\ell}(\beta h) I_\ell(\beta h_N) . \quad (\text{A13})$$

In order to match the Z_N model (given below) in the large h_N limit, we have included a normalization factor

$$\mathcal{N} = \frac{1}{2\pi I_0(\beta h_N)} . \quad (\text{A14})$$

This scales the full partition function by a factor of \mathcal{N}^V . Using the asymptotic form of the Bessel functions [50]

$$I_\ell(\beta h_N) \approx \frac{1}{\sqrt{2\pi\beta h_N}} e^{\beta h_N} , \quad (\text{A15})$$

which is independent of ℓ , we have

$$\lim_{h_N \rightarrow \infty} C_{abcd}^{XYN} = \sum_{\ell=-\infty}^{\infty} I_{a-b+c-d+N\ell}(\beta h) , \quad (\text{A16})$$

which, as we will show below, is a form of the Z_N clock model written with an infinite basis set (as opposed to the typical finite N -state basis).

2. Z_N clock model

There are several ways to construct the tensor network for the Z_N clock model. Here we present a few variations starting with N -state representations in the discrete angle basis, and then in a character basis. We also present an infinite state representation that coincides with the $h_N \rightarrow \infty$ limit of the perturbed XY model. Lastly we consider it as an approximation of the XY model using a specific basis to expand the interaction term.

a. N -state representations

The simplest way to construct the Z_N clock model tensor network is to evaluate it in the basis of the discrete angles $\omega_a^N = 2\pi a/N$. This gives an interaction matrix of

$$M_{ab} = e^{\beta \cos(\omega_a^N - \omega_b^N)} \quad (\text{A17})$$

and a core tensor of

$$C_{abcd} = e^{\beta h \cos(\omega_a^N)} \delta_{ab} \delta_{ac} \delta_{ad} . \quad (\text{A18})$$

The interaction matrix is not diagonal in this basis. For comparison with the XY model, it is convenient to make

it diagonal by rotating to the character (Fourier) basis giving

$$M_{ab}^N = \frac{1}{N^2} \sum_{k,\ell=-\infty}^{\infty} e^{i(a\omega_k^N - b\omega_\ell^N) + \beta \cos(\omega_k^N - \omega_\ell^N)} \quad (\text{A19})$$

$$= \delta_{ab} \sum_{k=-\infty}^{\infty} I_{a+kN}(\beta) . \quad (\text{A20})$$

The core tensor in this basis becomes

$$C_{abcd}^N = \frac{1}{N} \sum_{n=-\infty}^{\infty} e^{i(a-b+c-d)\omega_n^N + \beta h \cos(\omega_n^N)} \quad (\text{A21})$$

$$= \sum_{\ell=-\infty}^{\infty} I_{a-b+c-d+N\ell}(\beta h) . \quad (\text{A22})$$

The normalizations in the above expressions were chosen for convenience.

b. Infinite state representation

One can get an infinite representation of the Z_N clock model by using the same basis, eqs. (A7) and (A8), and expansion of the interaction term as that used in the XY model. This gives the same interaction matrix, eq. (A9). The core tensor is different than the XY model due to the discrete sum over angles. Instead it takes the same form as the Z_N core tensor in eq. (A22), except that all the external indices, a , b , c , and d , extend over the range $-\infty \dots \infty$ instead of just over N states.

The N -state Z_N interaction matrix contains the same set of Bessel functions as the infinite state one, just with them folded over on to N states. This is a consequence of the periodicity of the core tensor $C_{a+N,b,c,d}^N = C_{a,b,c,d}^N$, and similarly for other indices.

c. Representation as approximation of XY model

One can also view the Z_N model as an approximation of the XY model using the set of N basis functions

$$f_a(\theta) = g_a(\theta) = \chi_a^N(\theta) \quad (\text{A23})$$

with the rectangular step functions, $\chi_a^N(\theta)$, being 1 for $-\omega_{1/2}^N < \theta - \omega_a^N \leq \omega_{1/2}^N \pmod{2\pi}$ and 0 otherwise. This basis divides the angles into N disjoint parts, with each basis function being constant over one part and zero on the others.

In this case we need to consider the alternate form of the interaction term, H'_I from eq. (A2) with $F = H_L$, so that the local term is moved into the interaction. The expansion of the interaction term, eq. (A4), can be approximated using

$$M_{ab} = e^{\beta \cos(\omega_a^N - \omega_b^N) + (\beta h/4)[\cos(\omega_a^N) + \cos(\omega_b^N)]} . \quad (\text{A24})$$

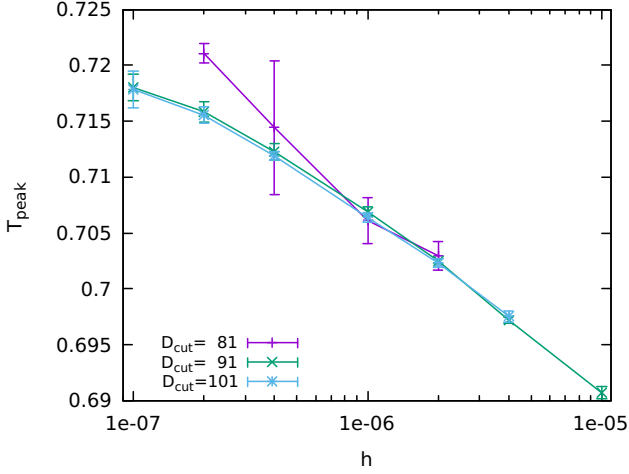


FIG. 15: Lower peak temperature, T_{peak} , versus magnetic field, h , for the perturbed XY model at $h_5 = 0.2$ for varying D_{cut} .

The core matrix in this basis is simply a copy tensor $C_{abcd} = \delta_{ab}\delta_{ac}\delta_{ad}$. This form is similar to the original form given for the clock model in eqs. (A17) and (A18), and the interaction matrix can be diagonalized using the same rotation to the character basis.

This basis provides a simple way to get a measure of the amount of error in the truncation by examining the error in the approximation of the interaction term. One could compare the error in the expansion of the interaction term among different finite basis choices. This could then be used to choose a basis with the smallest error.

Appendix B: Scaling with D_{cut}

To get an estimate of the errors due to a finite D_{cut} in the perturbed XY model, we performed calculations with a range of D_{cut} values for a few of the data points. In Figure 15 we plot the fit value for the lower peak temperature in the perturbed XY model with $h_5 = 0.2$

versus the magnetic field, h , at different values of D_{cut} . $D_{cut} = 91$ and 101 agree with each other within errors, but $D_{cut} = 81$ differs significantly at low h . From this comparison we expect that $D_{cut} = 91$ is sufficient for extracting the peak temperature with error due to D_{cut} smaller than the fit error.

We also looked at the effect of D_{cut} on the lower peak height, shown in Figure 16. Here again $D_{cut} = 81$ varies significantly from the larger values at smaller h . However, here we see a discrepancy between $D_{cut} = 91$ and 101 too. The peak height is lower in the $D_{cut} = 101$ case, although the 91 and 101 curves are both smooth and have similar slopes on the semi-log plot. The extracted exponent, γ , for $D_{cut} = 91$ is 0.1257(12) (as reported in Table I), while the value for $D_{cut} = 101$ is 0.1191(14). As discussed in section V, the difference between the $D_{cut} = 91$ and 101

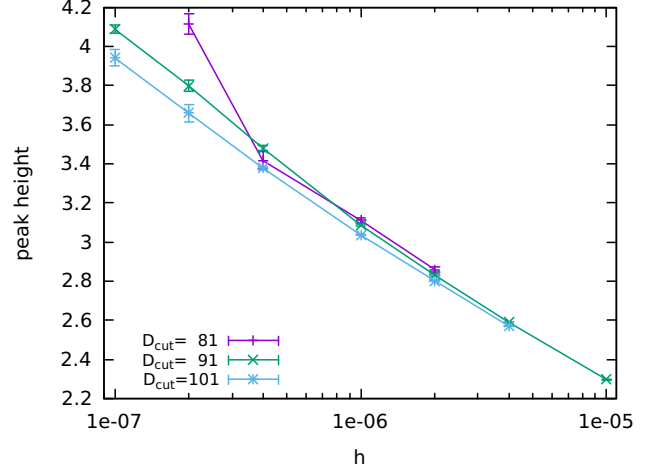


FIG. 16: Lower peak height versus magnetic field, h , for the perturbed XY model at $h_5 = 0.2$ for varying D_{cut} .

values gives a lower estimate for the systematic error. Assuming the total systematic error is no more than a few times this lower estimate, then the systematic error is not large enough to make γ consistent with zero.

[1] A. Milsted, Phys. Rev. D **93**, 085012 (2016), URL <https://link.aps.org/doi/10.1103/PhysRevD.93.085012>.
[2] A. Alexandru, P. F. Bedaque, H. Lamm, and S. Lawrence (NuQS Collaboration), Phys. Rev. Lett. **123**, 090501 (2019), URL <https://link.aps.org/doi/10.1103/PhysRevLett.123.090501>.
[3] H. Singh and S. Chandrasekharan, Phys. Rev. D **100**, 054505 (2019), URL <https://link.aps.org/doi/10.1103/PhysRevD.100.054505>.
[4] F. Bruckmann, K. Jansen, and S. Kühn, Phys. Rev. D **99**, 074501 (2019), URL <https://link.aps.org/doi/10.1103/PhysRevD.99.074501>.
[5] T. Bhattacharya, A. J. Buser, S. Chandrasekharan, R. Gupta, and H. Singh, Phys. Rev. Lett. **126**,

172001 (2021), URL <https://link.aps.org/doi/10.1103/PhysRevLett.126.172001>.
[6] J. Zhang, Y. Meurice, and S.-W. Tsai, Phys. Rev. B **103**, 245137 (2021), URL <https://link.aps.org/doi/10.1103/PhysRevB.103.245137>.
[7] S. P. Jordan, K. S. M. Lee, and J. Preskill, Science **336**, 1130 (2012), <https://www.science.org/doi/pdf/10.1126/science.1217069>, URL <https://www.science.org/doi/abs/10.1126/science.1217069>.
[8] S. P. Jordan, K. S. M. Lee, and J. Preskill, Quantum Info. Comput. **14**, 1014–1080 (2014), ISSN 1533-7146.
[9] A. Macridin, P. Spentzouris, J. Amundson, and R. Harnik, Phys. Rev. A **98**, 042312 (2018), URL <https://link.aps.org/doi/10.1103/PhysRevA.98.042312>.

- //link.aps.org/doi/10.1103/PhysRevA.98.042312.
- [10] N. Klco and M. J. Savage, Phys. Rev. A **99**, 052335 (2019), URL <https://link.aps.org/doi/10.1103/PhysRevA.99.052335>.
- [11] R. Brower, S. Chandrasekharan, S. Riederer, and U.-J. Wiese, Nuclear Physics B **693**, 149 (2004), ISSN 0550-3213, URL <https://www.sciencedirect.com/science/article/pii/S0550321304004067>.
- [12] T. Byrnes and Y. Yamamoto, Phys. Rev. A **73**, 022328 (2006), URL <https://link.aps.org/doi/10.1103/PhysRevA.73.022328>.
- [13] E. Zohar and M. Burrello, Phys. Rev. D **91**, 054506 (2015), URL <https://link.aps.org/doi/10.1103/PhysRevD.91.054506>.
- [14] B. Buyens, S. Montangero, J. Haegeman, F. Verstraete, and K. Van Acoleyen, Phys. Rev. D **95**, 094509 (2017), URL <https://link.aps.org/doi/10.1103/PhysRevD.95.094509>.
- [15] M. C. Bañuls, K. Cichy, J. I. Cirac, K. Jansen, and S. Kühn, Phys. Rev. X **7**, 041046 (2017), URL <https://link.aps.org/doi/10.1103/PhysRevX.7.041046>.
- [16] D. C. Hackett, K. Howe, C. Hughes, W. Jay, E. T. Neil, and J. N. Simone, Phys. Rev. A **99**, 062341 (2019), URL <https://link.aps.org/doi/10.1103/PhysRevA.99.062341>.
- [17] A. Alexandru, P. F. Bedaque, S. Harmalkar, H. Lamm, S. Lawrence, and N. C. Warrington (NuQS Collaboration), Phys. Rev. D **100**, 114501 (2019), URL <https://link.aps.org/doi/10.1103/PhysRevD.100.114501>.
- [18] Y. Ji, H. Lamm, and S. Zhu (NuQS Collaboration), Phys. Rev. D **102**, 114513 (2020), URL <https://link.aps.org/doi/10.1103/PhysRevD.102.114513>.
- [19] J. Bender and E. Zohar, Phys. Rev. D **102**, 114517 (2020), URL <https://link.aps.org/doi/10.1103/PhysRevD.102.114517>.
- [20] J. F. Haase, L. Dellantonio, A. Celi, D. Paulson, A. Kan, K. Jansen, and C. A. Muschik, Quantum **5**, 393 (2021), ISSN 2521-327X, URL <https://doi.org/10.22331/q-2021-02-04-393>.
- [21] A. Ciavarella, N. Klco, and M. J. Savage, Phys. Rev. D **103**, 094501 (2021), URL <https://link.aps.org/doi/10.1103/PhysRevD.103.094501>.
- [22] Y. Liu, Y. Meurice, M. P. Qin, J. Unmuth-Yockey, T. Xiang, Z. Y. Xie, J. F. Yu, and H. Zou, Phys. Rev. D **88**, 056005 (2013), 1307.6543.
- [23] V. L. Berezinskiĭ, Soviet Journal of Experimental and Theoretical Physics **32**, 493 (1971).
- [24] V. L. Berezinskiĭ, Soviet Journal of Experimental and Theoretical Physics **34**, 610 (1972).
- [25] J. M. Kosterlitz and D. J. Thouless, Journal of Physics C: Solid State Physics **6**, 1181 (1973), URL <https://doi.org/10.1088/0022-3719/6/7/010>.
- [26] G. Sun, T. Vekua, E. Cobanera, and G. Ortiz, Phys. Rev. B **100**, 094428 (2019), 1907.09082.
- [27] G. Ortiz, E. Cobanera, and Z. Nussinov, Nucl. Phys. B **854**, 780 (2012), 1108.2276.
- [28] S. K. Baek and P. Minnhagen, Phys. Rev. E **82**, 031102 (2010), URL <https://link.aps.org/doi/10.1103/PhysRevE.82.031102>.
- [29] O. Borisenko, G. Cortese, R. Fiore, M. Gravina, and A. Papa, Phys. Rev. E **83**, 041120 (2011), URL <https://link.aps.org/doi/10.1103/PhysRevE.83.041120>.
- [30] S. K. Baek, H. Mäkelä, P. Minnhagen, and B. J. Kim, Phys. Rev. E **88**, 012125 (2013), URL <https://link.aps.org/doi/10.1103/PhysRevE.88.012125>.
- [31] H. W. J. Blöte, J. L. Cardy, and M. P. Nightingale, Phys. Rev. Lett. **56**, 742 (1986), URL <https://link.aps.org/doi/10.1103/PhysRevLett.56.742>.
- [32] I. Affleck, Phys. Rev. Lett. **56**, 746 (1986), URL <https://link.aps.org/doi/10.1103/PhysRevLett.56.746>.
- [33] Y. Chen, K. Ji, Z. Y. Xie, and J. F. Yu, Phys. Rev. B **101**, 165123 (2020), URL <https://link.aps.org/doi/10.1103/PhysRevB.101.165123>.
- [34] S. Chatterjee, S. Puri, and R. Paul, Phys. Rev. E **98**, 032109 (2018), URL <https://link.aps.org/doi/10.1103/PhysRevE.98.032109>.
- [35] Y. Meurice, R. Sakai, and J. Unmuth-Yockey, Rev. Mod. Phys. **94**, 025005 (2022), URL <https://link.aps.org/doi/10.1103/RevModPhys.94.025005>.
- [36] Y. Meurice, Phys. Rev. D **100**, 014506 (2019), URL <https://link.aps.org/doi/10.1103/PhysRevD.100.014506>.
- [37] Y. Meurice, Phys. Rev. D **102**, 014506 (2020), URL <https://link.aps.org/doi/10.1103/PhysRevD.102.014506>.
- [38] J. V. José, L. P. Kadanoff, S. Kirkpatrick, and D. R. Nelson, Phys. Rev. B **16**, 1217 (1977), URL <https://link.aps.org/doi/10.1103/PhysRevB.16.1217>.
- [39] J. V. José, L. P. Kadanoff, S. Kirkpatrick, and D. R. Nelson, Phys. Rev. B **17**, 1477 (1978), URL <https://link.aps.org/doi/10.1103/PhysRevB.17.1477>.
- [40] J. Chen, H.-J. Liao, H.-D. Xie, X.-J. Han, R.-Z. Huang, S. Cheng, Z.-C. Wei, Z.-Y. Xie, and T. Xiang, Chinese Physics Letters **34**, 050503 (2017), URL <https://doi.org/10.1088/2F0256-307x/2F34/2F5/2F050503>.
- [41] H. H. Zhao, Z. Y. Xie, Q. N. Chen, Z. C. Wei, J. W. Cai, and T. Xiang, Phys. Rev. B **81**, 174411 (2010), URL <https://link.aps.org/doi/10.1103/PhysRevB.81.174411>.
- [42] Z. Y. Xie, J. Chen, M. P. Qin, J. W. Zhu, L. P. Yang, and T. Xiang, Phys. Rev. B **86**, 045139 (2012), URL <https://link.aps.org/doi/10.1103/PhysRevB.86.045139>.
- [43] M. Hasenbusch, Journal of Physics A: Mathematical and General **38**, 5869 (2005).
- [44] J. F. Yu, Z. Y. Xie, Y. Meurice, Y. Liu, A. Denblyker, H. Zou, M. P. Qin, J. Chen, and T. Xiang, Phys. Rev. E **89**, 013308 (2014), URL <https://link.aps.org/doi/10.1103/PhysRevE.89.013308>.
- [45] R. G. Jha, Journal of Statistical Mechanics: Theory and Experiment **2020**, 083203 (2020).
- [46] A. Ueda and M. Oshikawa, Physical Review B **104**, 165132 (2021).
- [47] L. Hostetler, J. Zhang, R. Sakai, J. Unmuth-Yockey, A. Bazavov, and Y. Meurice, PoS LATTICE2021, 353 (2021), 2110.05527.
- [48] L. Hostetler, J. Zhang, R. Sakai, J. Unmuth-Yockey, A. Bazavov, and Y. Meurice, Phys. Rev. D **104**, 054505 (2021), URL <https://link.aps.org/doi/10.1103/PhysRevD.104.054505>.
- [49] S. Gubser, Z. H. Saleem, S. S. Schoenholz, B. Stoica, and J. Stokes, Journal of High Energy Physics **2016**, 1 (2016).
- [50] DLMF, *NIST Digital Library of Mathematical Functions*, <http://dlmf.nist.gov/10.30.E4>, Release 1.1.5 of 2023-06-15 (2023), f. W. J. Olver, A. B. Olde Daalhuis, D. W. Lozier, B. I. Schneider, R. F. Boisvert, C. W. Clark, B. R. Miller, B. V. Saunders, H. S. Cohl, and M. A. McClain, eds., URL <https://dlmf.nist.gov>.