

MANAi - An IntelliJ Plugin for Software Energy Consumption Profiling

Andreas Schuler^{*†} and Gabriele Kotsis^{*}

^{*} Department of Telecooperation *Johannes Kepler University Linz*, Austria

[†]Advanced Information Systems and Technology (AIST) *University of Applied Sciences Upper Austria Hagenberg*, Austria
andreas.schuler@fh-hagenberg.at, gabriele.kotsis@jku.at

Abstract—Developing energy-efficient software solutions is a tedious task. We need both, the awareness that energy-efficiency plays a key role in modern software development and the tools and techniques to support stakeholders involved in the software development lifecycle. So, we present the MANAi plugin which helps to make energy consumption of unit test methods explicit by providing visual feedback as a plugin to the *Integrated Development Environment (IDE)* IntelliJ. Our tool is intended to bring software energy consumption into the limelight as an important non-functional quality aspect in software development. Furthermore, with MANAi we provide a tool that eases the process of software energy experiments for a broad range of users from academia to industry.

Index Terms—energy efficiency, software energy profiling, tool

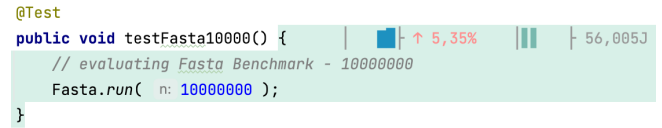
I. INTRODUCTION

Meeting sustainable design goals when developing software can play a crucial role in shaping our future. Given the ever-increasing demand for digitalization, software will continue to support or even take over different areas of our daily life. As a result, developing software faces ongoing challenges in providing sustainable and in particular energy-efficient software solutions. In supporting researchers and practitioners alike to tackle these challenges, software engineering research has provided considerable contributions to comprehend how energy is dissipated in software and how software design affects energy consumption. These contributions range from the implications of software design choices, to the development of energy optimized applications [1]–[12]. With our work, MANAi, we complement the body of existing methods with a tool that facilitates access to software energy profiling for a broad audience, ranging from computer science students and researchers to practitioners.

II. MANAi

The main goal of MANAi is to shed light on the energy implications of software design choices during development right where it is needed in the course of an IDE. MANAi shares some design considerations with the work from Liu et al. [13], mainly leveraging *Intel's Running Average Power Limit (RAPL)* at its core to obtain energy readings. However, we take the idea of *jRAPL* [13] one step further and combine data obtained via Intel's RAPL interface with the possibilities of expressive visualizations in IDEA's IntelliJ IDE. Other existing plugins like EcoAndroid by Cuoto et al. [14] or *Automated*

Android Energy-Efficiency Inspection (AEON) maintained by the Software Engineering Lab at George Mason University, targeted for the Android platform, share some design considerations regarding visual feedback right within an IDE. To give the reader an impression, of what MANAi can do, refer to the illustrative example in Fig.1. In particular, Fig.1 outlines a unit test method after MANAi has obtained energy readings during its execution. The generated inline information attributed to the method provides users with insights, not only on the current energy feedback of a method, but furthermore it allows a user to get insights how the energy characteristics of the examined method has evolved, considering it has undergone several changes.



```
@Test
public void testFasta100000() {
    // evaluating Fasta Benchmark - 100000000
    Fasta.run( n: 10000000 );
}
```

Fig. 1. Depiction of a unit test method after execution via MANAi. The method is color coded and inline diagrams provide feedback on its energy characteristics.

A. Architecture

MANAi is composed by two core modules, the *Infrastructure (IFS)* and the *Experiment Environment (ExEn)* module. The *IFS* module leverages the IntelliJ Platform SDK¹ and provides components for energy experiment definition, data acquisition, visualization and configuration. The *ExEn* module facilitates the maven-plugin mechanism² and is responsible to execute energy experiments defined and configured via the *IFS* module and report the recorded data obtained using Intel's RAPL. Through the *IFS* module, a user can configure and define energy experiments within the development environment. The module further instructs the *ExEn* module to execute defined energy experiments and report recorded energy samples back to the user, e.g. through visual inline feedback attributed to the executed method (cf. Fig.1). If required, the *ExEn* module can be used in a headless manner (i.e. without IntelliJ) to allow scenarios which are independent of the IDE, e.g. as a step in a continuous integration pipeline. Additionally, the *ExEn* module has been designed with extensibility in mind, to ease future integration of additional methods to obtain energy readings next to RAPL.

¹IntelliJ Platform SDK – <https://tinyurl.com/2p9ed8za>

²Maven Plugin Development – <https://tinyurl.com/4v637zdu>

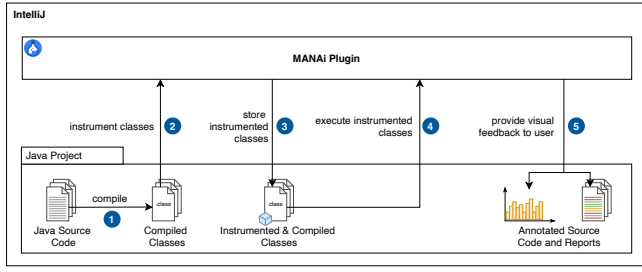


Fig. 2. Workflow from Java source code to per method attributed energy consumption data.

The general workflow behind MANAi is described in Fig. 2. MANAi hooks into the compile process of Java source code and locates unit test classes as possible candidates for obtaining energy consumption readings ①. Entry points for an energy experiment in MANAi are unit test methods. MANAi automatically detects these unit test methods inside a Java project in IntelliJ and tags them as potential energy experiment candidates. These candidates are instrumented ② to obtain energy readings during their execution. The instrumented classes are stored ③ within the currently opened project. Using IntelliJ’s internal program runner infrastructure, the instrumented classes and unit test methods are executed ④, and the energy data is being recorded. Finally, ⑤ the recorded data is being visualized within the development environment. As part of our replication package [15], we provide a short video that shows how this workflow presents itself from a user perspective.

B. Features

One of the key features of MANAi is that it offers different views and windows that provide expressive visual feedback to users about the energy characteristics of their Java projects. In what follows, we give a brief overview of these particular features:

a) *Experiment Runner*: The *Experiment Runner* facilitates IntelliJ’s internal program runner infrastructure to define and execute energy experiments from within the IDE. Defining an experiment consists of setting the sampling rate, the number of samples being collected and selecting the unit test classes and methods being executed. This allows for replication of experiments, as once an energy experiment is defined, it can be rerun multiple times.

b) *Line Annotator*: The *Line Annotator* allows for a fast and easy to comprehend visual feedback of the energy characteristics of a unit test method directly within the source code. Next to the last energy consumption recorded for a

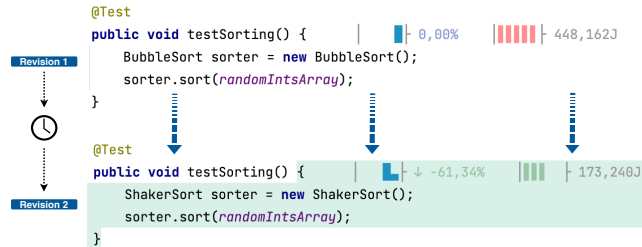


Fig. 3. The *Line Annotator* provides visual feedback on the energy characteristics of a method and its evolution amongst different revisions.

particular unit test, the inline charts highlight how the method has evolved, considering their energy attributes. This further allows comparing the energy characteristics of different unit test methods. Furthermore, users are able to inspect how a recent change to a method affects its energy consumption compared to recorded energy data of previous revisions. For example, let us assume we have a method that applies a rather naive approach to sorting an array of integer values, which we call *Revision 1* as depicted in Fig. 3. Now, if we adapt the implementation of *Revision 1* with a slightly more efficient sorting algorithm in *Revision 2*, the *Line Annotator* highlights if the applied changes led to an in- or decrease in energy consumption (cf. Fig. 3).

c) *Summary Window*: MANAi supports a detailed overview of the energy recordings, either represented as bar chart or using a contextual table view for the currently opened view. The *Summary Window* offers the possibility to compare different unit tests within the same class. The data presented consists of the initially specified sampling rate the number of samples, the recorded power and energy data. Power and energy consumption data is reported for its individual domains as specified by Intel RAPL [10], [13], [16].

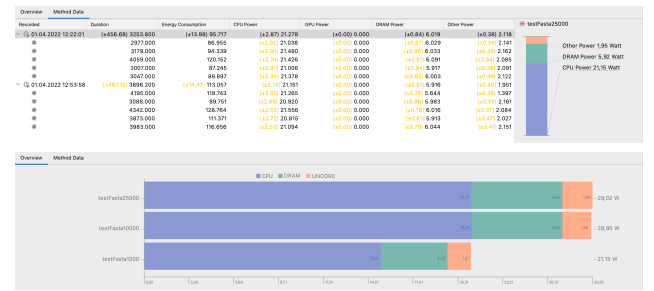


Fig. 4. Visual comparison of the energy consumption of different unit test methods via the *Summary Window*.

III. CONCLUSION

In this paper, we presented a brief overview on MANAi an IntelliJ plugin for software energy profiling. We believe that MANAi contributes to the ongoing challenges around software sustainability by making energy characteristics of individual unit test methods in code explicit by providing visual feedback within the IDE. This way, our approach is beneficial for both education and development purposes. One of MANAi’s limitations is a decrease in accuracy if an instrumented test has a duration smaller than RAPL’s update rate. However, related work on RAPL has already provided possible solutions which are worthwhile being investigated in depth [17]. An additional open challenge is the distortion of results due to RAPL’s measurement overhead (cf. Desrochers et al. [18]). MANAi is hosted on an open-source GitHub repository³. A prepackaged binary of MANAi can be obtained from [15]. For future work, we seek to extend the plugin’s support for other programming languages like Kotlin, which due to its support for Java Bytecode and raising popularity amongst developers makes it a promising candidate for integration.

³MANAi GitHub Repository – <https://github.com/aschuler84/manai>

REFERENCES

- [1] A. Hindle, A. Wilson, K. Rasmussen, E. J. Barlow, J. C. Campbell, and S. Romansky, “GreenMiner: a hardware based mining software repositories software energy consumption framework,” in *MSR 2014: Proceedings of the 11th Working Conference on Mining Software Repositories*. New York, New York, USA: ACM Press, 2014, pp. 12–21. [Online]. Available: <http://dl.acm.org/citation.cfm?doid=2597073.2597097>
- [2] A. Hindle, “Green mining: A methodology of relating software change to power consumption,” in *Proceedings of the 9th IEEE Working Conference on Mining Software Repositories*. IEEE Press, 2012, pp. 78–87. [Online]. Available: <https://ieeexplore.ieee.org/document/6224303>
- [3] A. Pathak, Y. C. Hu, M. Zhang, P. Bahl, and Y.-M. Wang, “Fine-grained power modeling for smartphones using system call tracing,” in *EuroSys ’11: Proceedings of the sixth conference on Computer systems*. New York, New York, USA: ACM Press, 2011, pp. 153–168. [Online]. Available: <http://portal.acm.org/citation.cfm?doid=1966445.1966460>
- [4] A. Pathak, Y. C. Hu, and M. Zhang, “Where is the energy spent inside my app?” in *EuroSys ’12: Proceedings of the 7th ACM european conference on Computer Systems*. New York, New York, USA: ACM Press, 2012, pp. 29–42. [Online]. Available: <http://dl.acm.org/citation.cfm?doid=2168836.2168841>
- [5] L. Cruz and R. Abreu, “Catalog of energy patterns for mobile applications,” *Empirical Software Engineering*, pp. 1–27, 2019. [Online]. Available: <https://arxiv.org/pdf/1901.03302>
- [6] S. A. Chowdhury, A. Hindle, R. Kazman, T. Shuto, K. Matsui, and Y. Kamei, “GreenBundle: An empirical study on the energy impact of bundled processing,” in *2019 IEEE/ACM 41st International Conference on Software Engineering (ICSE)*. IEEE, 2019. [Online]. Available: <http://dl.acm.org/citation.cfm?doid=ICSE.2019.00114>
- [7] G. Rocha, F. Castor, and G. Pinto, “Comprehending energy behaviors of java i/o apis,” in *2019 ACM/IEEE International Symposium on Empirical Software Engineering and Measurement (ESEM)*. IEEE, 2019, pp. 1–12. [Online]. Available: <https://ieeexplore.ieee.org/document/8870158>
- [8] W. Oliveira, R. Oliveira, F. Castor, G. Pinto, and J. P. Fernandes, “Improving energy-efficiency by recommending java collections,” *Empirical Software Engineering*, vol. 26, 2021. [Online]. Available: <https://doi.org/10.1007/s10664-021-09950-y>
- [9] S. Hasan, Z. King, M. Hafiz, M. Sayagh, B. Adams, and A. Hindle, “Energy profiles of java collections classes,” in *Proceedings of the 38th International Conference on Software Engineering - ICSE ’16*. ACM Press, 2016. [Online]. Available: <https://doi.org/10.1145/2884781.2884869>
- [10] R. Pereira, M. Couto, F. Ribeiro, R. Rua, J. Cunha, J. P. Fernandes, and J. Saraiva, “Ranking programming languages by energy efficiency,” *Science of Computer Programming*, vol. 205, 2021. [Online]. Available: <https://www.sciencedirect.com/science/article/pii/S0167642321000022>
- [11] A. Schuler and G. Kotsis, “Mining api interactions to analyze software revisions for the evolution of energy consumption,” in *2021 IEEE/ACM 18th International Conference on Mining Software Repositories (MSR)*, 2021, pp. 312–316. [Online]. Available: <https://doi.org/10.1109/MSR52588.2021.00043>
- [12] A. Schuler and G. Anderst-Kotsis, “Characterizing energy consumption of third-party api libraries using api utilization profiles,” in *Proceedings of the 14th ACM / IEEE International Symposium on Empirical Software Engineering and Measurement (ESEM)*, ser. ESEM ’20. New York, NY, USA: Association for Computing Machinery, 2020. [Online]. Available: <https://doi.org/10.1145/3382494.3410688>
- [13] K. Liu, G. H. L. Pinto, and Y. D. Liu, “Data-oriented characterization of application-level energy optimization,” in *FASE*, 2015.
- [14] M. Couto, J. Cunha, J. P. Fernandes, R. Pereira, and J. Saraiva, “GreenDroid: A tool for analysing power consumption in the android ecosystem,” in *Scientific Conference on Informatics, 2015 IEEE 13th International*. IEEE, 2015, pp. 73–78. [Online]. Available: <https://ieeexplore.ieee.org/abstract/document/7377811>
- [15] A. Schuler and G. Kotsis, “MANAi - An IntelliJ Plugin for Software Energy Consumption Profiling (ICTS’2022 Dataset),” Jan. 2021. [Online]. Available: <https://doi.org/10.5281/zenodo.6405334>
- [16] H. David, E. Gorbatov, U. R. Hanebutte, R. Khanna, and C. Le, “Rapl: Memory power estimation and capping,” in *2010 ACM/IEEE International Symposium on Low-Power Electronics and Design (ISLPED)*, 2010, pp. 189–194. [Online]. Available: <https://doi.org/10.1145/1840845.1840883>
- [17] M. Hähnel, B. Döbel, M. Völpl, and H. Härtig, “Measuring energy consumption for short code paths using rapl,” *SIGMETRICS Perform. Eval. Rev.*, vol. 40, no. 3, p. 13–17, jan 2012. [Online]. Available: <https://doi.org/10.1145/2425248.2425252>
- [18] S. Desrochers, C. Paradis, and V. M. Weaver, “A validation of dram rapl power measurements,” in *Proceedings of the Second International Symposium on Memory Systems*, ser. MEMSYS ’16. New York, NY, USA: Association for Computing Machinery, 2016, p. 455–470. [Online]. Available: <https://doi.org/10.1145/2989081.2989088>