

Generative Evolutionary Strategy For Black-Box Optimizations

Changhui Park*

Innovation Center
Samsung Electronics, Korea
hwi.park@samsung.com

Seong Ryeol Kim

Innovation Center
Samsung Electronics, Korea
sr75.kim@samsung.com

Young-Gu Kim

Innovation Center
Samsung Electronics, Korea
yg09.kim@samsung.com

Dae Sin Kim

Innovation Center
Samsung Electronics, Korea
daesin.kim@samsung.com

Abstract

Many scientific and technological problems are related to optimization. Among them, black-box optimization in high-dimensional space is particularly challenging. Recent neural network-based black-box optimization studies have shown noteworthy achievements. However, their capability in high-dimensional search space is still limited. This study investigates a novel black-box optimization method based on evolution strategy and generative neural network model. We designed the algorithm so that the evolutionary strategy and the generative neural network model work cooperatively with each other. This hybrid model enables reliable training of surrogate networks; it optimizes multi-objective, high-dimensional, and stochastic black-box functions. In this experiment, our method outperforms baseline optimization methods, including an NSGA-II and Bayesian optimization.

1 Introduction

Optimization is one of the most crucial issues in science and technology. Various simulations and experiments work as black-box functions, and there have also been innumerable optimization studies. Gradient-based optimization methods are easy choices for differentiable functions or simple convex functions. However, black-box functions are often non-differentiable and non-convex. Furthermore, they can be multi-objective and stochastic. A simple description of multi-objective black-box optimization is as follows

$$\text{Optimize}(f^1(X), \dots, f^m(X))$$

$$X \in R^N$$

The search space is defined in real space R , where N is the dimension. f^i is a single-objective function, which can be stochastic.

For practical purposes, researchers have studied optimization methods in various ways. [4] [5] [6]. Typically, Bayesian optimization [1][2][3] and evolutionary strategies [7]-[20] are widely used. Notably, the Bayesian optimization is advantageous when the cost of the target function is high and the number of function calls is limited.

*Another email address : mulduk@gmail.com

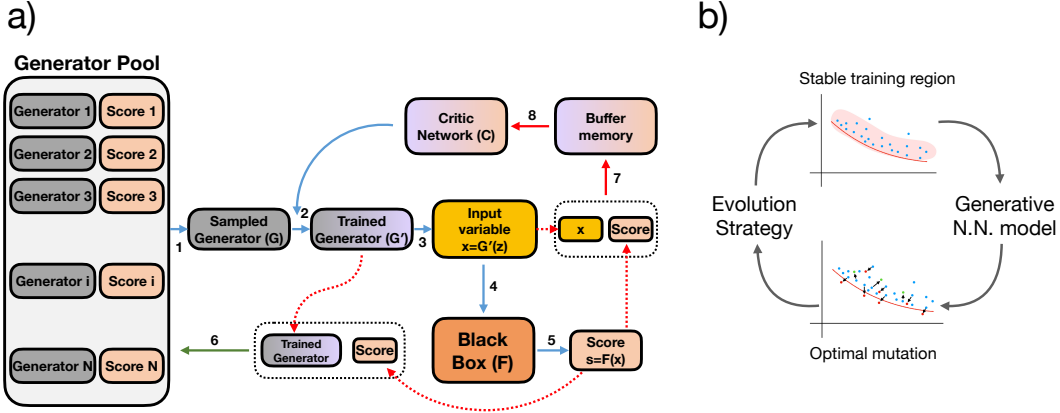


Figure 1: Schematic figures of GEO. a) GEO full algorithm. 1: Random sampling of generators. 2: Mutation (backpropagation). 3: Variables (x) generation. 4: Black-box run. 5: Data save and repeat 1-4. 6: Generator sorting with Pareto efficiency. 7: Storing search history in the buffer memory. 8: Critic network training. b) A simple description of the cooperative workflow

The estimating process of Bayesian optimization is very efficient when the number of search points is small. On the contrary, it becomes considerably inefficient when the number of search points increases. Therefore, Bayesian optimization may not be appropriate in high-dimensional problems that require a large number of function calls.

Meanwhile, evolution strategies can be better choices for aforementioned cases. In most evolution strategies, the computational cost does not drastically increase according to the number of search points. Nevertheless, it does not mean that they can avoid the *curse of dimensionality*. The optimization performance of the evolutionary strategies also decreases rapidly as the dimension of the black-box increases.

Generative neural network-based models are recent approaches. They show noteworthy performance in test function optimizations, but their capability seems to be limited to single-objective functions and to 100-dimension [21][28]. We present GEO: Generative Evolutionary Optimization, a novel method for general black-box optimizations. It is designed to optimize stochastic, multi-objective, and high-dimensional black-box problems. We show that GEO outperforms baseline methods in finding Pareto fronts of Styblinski-Tang [42], Ackley [39], Rastrigin [36][37][38], Rosenbrock [40][41], ZDT1, ZDT2, and ZDT3 [43] test functions. Also, by converting Cartpole-V1 [44] (and LeNet-5 [45]) to high-dimensional black-box problems, we show that GEO can generate optimized sequences (and images) without observing intermediate states (and without the direct gradient flow from target functions).

2 Related works

GEO is mainly influenced by Evolutionary Generative Adversarial Networks (EGAN) [22]. Like Local Generative Surrogates Optimization (L-GSO) [21], surrogate model-based optimizations are also related to GEO. This section briefly introduces the network-based black-box optimizations and EGAN to show how GEO can adapt them.

2.1 L-GSO

The black-box optimization with gradient descent method is a tricky task since the black-box does not provide gradient information directly. The L-GSO study shows that a local surrogate model can be a good solution for it. In this study, the surrogate network estimates a local shape of the objective function, and the locality is a crucial idea of L-GSO. By using local sampling of ε -cube (or ball) around a currently-optimized point, a stable surrogate model provides local gradients. Another advantage of L-GSO is that the neural network-based surrogate model naturally works in

stochastic environments. Because surrogate networks estimate distribution probabilistically, the model can suggest gradients even in a noisy function. It is shown that L-GSO outperforms baseline optimizers (Bayesian optimization and CMA-ES [9][10] in *dimension* = 10 and sub-manifold *dimension* = 100 problems). However, due to the limitation of the local sampling method, L-GSO applies only to a single-objective function.

Algorithm 1 GEO

Require: Initial generator pool $\{(G_1, s_1), (G_2, s_2), \dots, (G_p, s_p)\}$, initial critic networks $\{C^1, C^2, \dots, C^N\}$, a buffer memory $\{(x_1, s_1), (x_2, s_2), \dots, (x_B, s_B)\}$, an input seed z (pseudo random constant or random). The multi-objective function is defined as $(f^1, \dots, f^N) = F$.

while iteration **do**

while $n = N$ **do** ▷ Critic network training

Sample C^n in $\{C^1, C^2, \dots, C^N\}$

$g_c = \nabla_{\theta} \frac{1}{M} \sum_{j=0}^M \|C_{\theta}^n(x_j) - f^n(x_j)\|, x \in \text{buffer}$

$C_{\theta}^n \leftarrow \text{Optimize}(C_{\theta}^n, g_c)$

end while

while $n = N$ **do** ▷ Generator network mutation (multi-objective)

Sample C^n in $\{C^1, C^2, \dots, C^N\}$

while $m = M$ **do**

RandomSample G_i in $\{(G_1, s_1), (G_2, s_2), \dots, (G_p, s_p)\}$

$g_g = \nabla_{\phi} [-C^n(G_i, \phi(z))]$

$G_i \leftarrow \text{Optimize}(G_i, g_g)$

$x_i = G_i(z)$

$s_i = F(x_i)$

buffer.append((x_i, s_i))

pool.append((G_i, s_i))

end while

end while

pool \leftarrow ParetoEfficiency(pool) ▷ evolution

pool \leftarrow AgeEvolution(pool) ▷ (optional)

end while

2.2 EGAN

Evolutionary Generative Adversarial Networks (EGAN) is a method to increase Generative Adversarial Network (GAN) [30]-[33] performance by using the evolution strategy. The core idea of EGAN is that the evolution strategy can assume a backpropagation as a mutation. It has one discriminator and multi generators. EGAN creates mutated generators for each iteration, and it sorts generators by fitness scores. By comparing the mode collapsing results, the study shows that the evolution strategy efficiently complements the GAN algorithm. EGAN cannot be regarded as a black-box optimization because the discriminator must be trained by prepared true data (image dataset). Nevertheless, we expected that a combination of evolution strategy and GAN could be adopted in our black-box optimization algorithm.

2.3 Other approaches

Global Topology Optimization network (GLOnet) [23] is a method for designing optimized electromagnetic devices. It is an advanced study from the previous research, adjoint-based topology-optimizer (ABTO) [24]-[27]. ABTO finds the refractive index (target variables) directly from the gradient given by a device (simulator). GLOnet increases optimization performance by adding generator networks on ABTO. GLOnet is not a black-box optimizer because the gradient is given directly from the target simulator. However, we can discover an essential role of the generator network for better optimization.

GNN-ES (Evolutionary Strategies with Generative Neural Networks) [28] is a combined method of bijective neural networks and evolutions. GNN-ES assumes latent space z and bijective Generative Network (GNN) $x = g(z)$, $z = h(x)$. It optimizes latent space and bijective network, while updating latent space is carried out by evolution strategies. The study shows that GNN-ES can optimize test

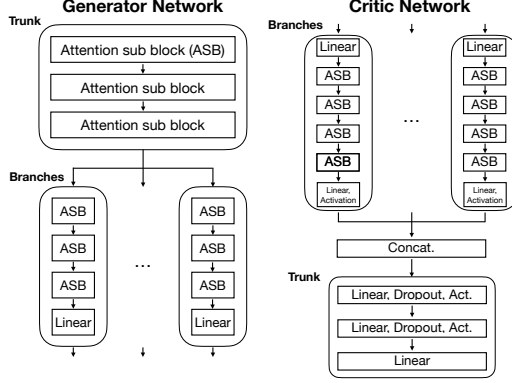


Figure 2: A trunk-branch network structure. The two-level structure is an ad hoc method to reduce memory overuse of attention networks.

functions in $\text{dimension} = 10$. GNN-ES is not a surrogate model-based optimizer and is restricted to bijective networks.

Conservative Objective Models (COMs) [29] is a surrogate model-based black-box optimization method. The key idea of COMs is regularizing the loss function of a surrogate model in training. Along with a standard supervised regression, it adds COMs-regularizer to prevent erroneously large predictions of the trained model.

3 Methods

GEO consists of two stages: evolution and surrogate (critic network) training. The evolution pool maintains a certain number of generators on the basis of the fitness score, and mutations of generators are performed by backpropagation from the critic network. This structure is similar to how evolution and mutation work in EGAN. However, for the training of the critic network (discriminator), GEO uses only searched points without prepared data. In the following sections, we take a closer look at the details of GEO.

3.1 Generative model

GEO consists of a pool of generator networks and critic networks that create backpropagations. For each iteration step, generators are randomly sampled to make mutated generators. N -critic networks are prepared to make an N -objective surrogate model, each critic network corresponds to a single objective function. The mutated generators create variables $x = G_\phi(z)$, and N -objective scores $s^i = f^i(x)$ are measured. The set of scores (x, s) , $s = (s^1, s^2, \dots, s^N)$ is stored in the buffer memory. Training of the critic network is carried out using the buffer memory. After training, critic networks mutate the generator networks in the next iteration step. The backpropagation serves optimal mutations by increasing predictions of critic networks.

$$\mathcal{M}_G = \mathbb{E}[C^i(G_\phi(z))], C^i \in C^1, \dots, C^N$$

Usually, traditional GAN generators feed random latent variables z through the input layer, while some GAN algorithms separate latent variables from the input feeds [33]. We experimented with both random variables and pseudo-random constants as input feeds z .

Since each critic network has a corresponding objective, it must be trained separately using its corresponding objective function. We used L1 loss with a single objective function f^j and a critic network C^j . The loss function is defined as follows

$$\begin{aligned} \mathcal{L}_{C^j} &= \mathbb{E}_{x \sim p_g} \|C_\theta^j(x) - f^j(x)\| \\ (f^1, \dots, f^N) &= F \end{aligned}$$

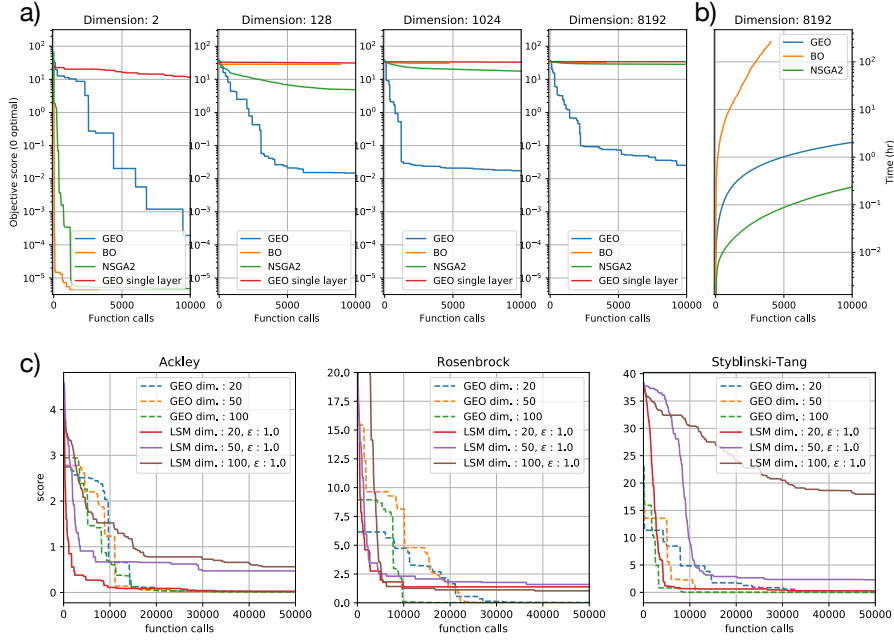


Figure 3: Performance comparisons of GEO and baseline optimizers in single-objective test functions. a) Optimization performances from 2 dimension to 8,192 dimension (Styblinski-Tang test function). b) Computational time in 8,192 dimension (real time). c) Optimization performances of GEO and LSM in single-objective functions. LSM is a modification of L-GSO.

The critic network learns variable x in a global region. Global training is essential for multi-dimensional Pareto front searches.

3.2 Evolution strategy

Each generator is stored in the pool with a corresponding fitness score $s_j = (s_j^1, \dots, s_j^N) = F(x_j)$. Score data $\{(x_j, s_j) \dots\}$ are sorted and selected by Pareto efficiency at every iteration. Optionally, age evolution can be added in the sorting part. The age evolution removes the oldest elements from the pool. Thereby, it prevents accidentally-high-scoring elements from surviving in the pool.

In GEO, evolution strategy is not just an auxiliary tool. Without an evolution strategy, the training of networks can be unstable, which leads to the failure of optimization. We discuss details in section 3.4.

3.3 Neural networks

All kinds of neural networks, including Recurrent Neural Network (RNN) [47][48][49], Convolutional Neural Network (CNN) [46], and Full Connected (FC) network can be used as generator networks and critic networks. We chose a multi-head-self-attention network [50] for operational convenience. Figure 2 shows the self-attention network we used. The overall structure is modified from the original transformer model.

Because the attention network consumes gigantic memory size, it may cause GPU out-of-memory. It was a significant problem when we optimized high-dimensional functions. When using an NVIDIA Tesla V100 32G GPU in variable space of dimension $d > 2^{11}$, the total required memory exceeds the available memory size. We devised an ad hoc trunk-branch network structure to solve this problem.

This structure has one trunk network and several branch networks, and each branch network extends from the trunk network. Branches have an identical structure with each other, and the length of the output tensor is defined by

$$n_{subvar} = n_{var} / n_{branches}$$

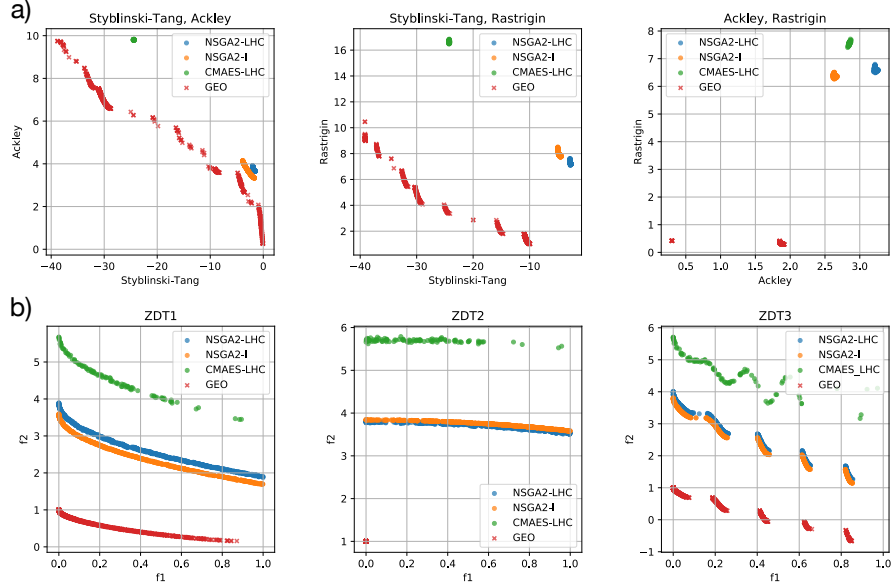


Figure 4: Pareto fronts of GEO, CMA-ES, and NSGA-II in non-stochastic-multi-objective functions. Plots show optimization results in the 8, 192 dimension, after 100,000 function calls (1,000 iterations). *LHC* indicates the latin hyper cube initial variable points, and *I* indicates the initial points which are obtained from GEO's initial points.

The split branch trick serves a memory-efficient structure, but it could be detrimental to optimization performance. Therefore, we implement the trunk-branch structure only for the sake of memory efficiency of GPU.

The baseline attention network structure includes dropout layers [51], and the dropout layers' randomness makes the generator stochastic. A random input feed z is also a source of stochastic behavior. We experimented with both stochastic generators and non-stochastic generators. However, for critic networks, we maintained the dropout layers as non-zero.

3.4 A complementary strategy of generative network and evolution

Figure 1 shows the full algorithm of GEO. Training the surrogate model (critic network) is the essential part of a surrogate model-based optimizer, but it is also the trickiest part. The point is that the training data is not prepared, and it can be only acquired through an on-the-fly search. Without prepared data, training can be unstable since outbreaks of new data make the training region fluctuate. Consequently, a poorly trained critic network creates inappropriate search points, resulting in divergence. This is the negative feedback situation that we should avoid.

The local sampling method in L-GSO can be a solution for stabilizing a surrogate network in a single-objective function. It naturally creates a local trust region in the vicinity of an optimized point. However, it can be challenging in N -objective functions. Since the Pareto front is R^{n-1} surface, it requires R^{n-1} dimensional sampling region, which cannot be local.

Therefore, we need to devise a stabilizing method for multi-objective functions. We suggest that the evolution strategy can be a good solution. Only the optimized generators survive in the evolution strategy. At the same time, it slows down the fluctuation of the pool. As a result, the training data region becomes stabilized around the Pareto front.

We expect the stabilized data region to serve as an anchor, which prevents the training data from floating. At the same time, a properly trained critic network provides backpropagation for effective mutations of generators. The interdependent cooperation of evolution strategy and surrogate model is our main idea.

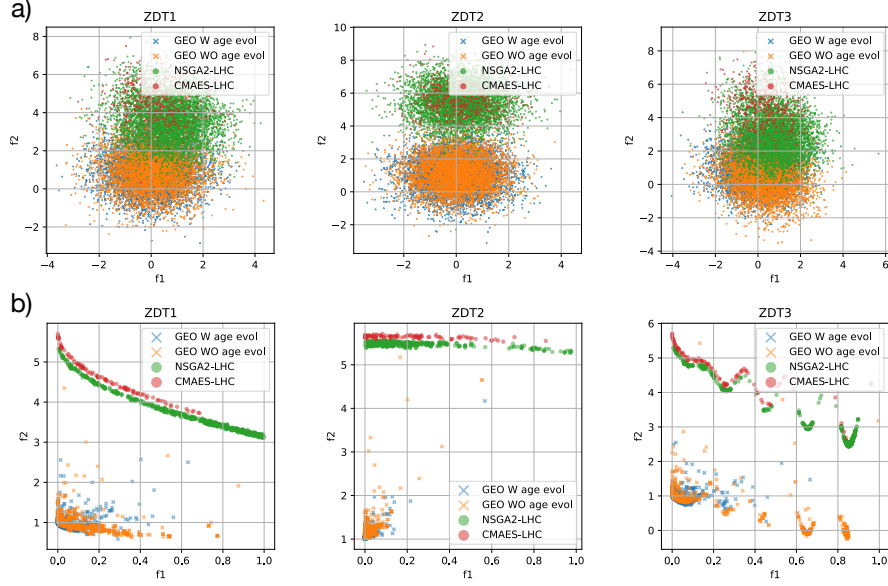


Figure 5: Pareto fronts of GEO and NSGA-II in stochastic-multi-objective functions. Plots show optimization results in the 8, 192 dimension, after 100,000 function calls (1,000 iterations). a) Plots with a noise term. b) Plots without a noise term. (The noise is restored for visualization).

4 Experimental results

In this section, we compare the black-box optimization results of GEO with baseline optimizers. We tested single and multi-objective functions, stochastic and non-stochastic functions. The baseline optimizers are Bayesian optimization (Gaussian process), NSGA-II (NSGA2) [7], and CMA-ES evolution algorithms. For the implementation of NSGA-II and CMA-ES, we used the Pymoo package [52].

4.1 Single objective functions

Figure 3a) shows performances of optimizers according to dimensions. For the single-objective test function, we used Styblinski-Tang function. At *dimension* = 2, Bayesian optimization shows the best performance. However, as the dimension increases, GEO outperforms baseline optimizers. At *dimension* = 8, 192, baseline optimizers rarely find the global minimum, while the GEO finds the global minimum faster than others.

To see how the depth of the generator network affects the performance, we also tested GEO with a single-layer generator. The single-layer generator appears to have little optimization capability. Even in the *dimension* = 2 problem, it shows a considerably slow optimization.

Bayesian optimization is a powerful method for high-cost black-box problems, but its performance can be weakened when the problem requires numerous function calls. The computational complexity of Bayesian optimization is known to be $\mathcal{O}(n^3)$ [3]. Figure 3b) shows the computational time of GEO, NSGA-II, and Bayesian optimization. Like most evolution strategies, GEO is designed to have a computational complexity of $\mathcal{O}(n)$.

Figure 3c) shows performance comparisons to a Local Surrogate Model (LSM), a modification of the L-GSO algorithm. LSM follows the general outline of L-GSO GAN implementation but adopts the self-attention network used in GEO. Finding an optimal hyperparameter set for all test functions is nearly impossible since the behavior of LSM greatly varies according to hyperparameters. Therefore we investigate relative properties of LSM according to dimensions. In the Styblinski-Tang function, LSM shows worse performance than in other functions. Also, the performance of LSM rapidly decreases as the dimension increases. On the other hand, GEO shows better optimization performance under various conditions.

Table 1: Black-box optimization of Cartpole-V1. Scores are measured in relative scale (max. score = 1.0) after 50,000 function calls.

Sequence length	32	64	128	256	512
GEO	1.0 ± 0.0	1.0 ± 0.0	1.0 ± 0.0	0.598 ± 0.05	0.305 ± 0.03
NSGA-II	1.0 ± 0.0	0.994 ± 0.01	0.516 ± 0.05	0.243 ± 0.01	0.120 ± 0.01

4.2 Multi objective functions

In this section, we show optimization performance comparisons in multi-objective problems. We only compare GEO and evolution strategies because the high-dimensional problems require immoderate function calls.

Figure 4 shows optimization results in the non-stochastic-multi-objective functions. Each figure is a Pareto front plot after 100,000 function calls. For the multi-objective test functions, ZDT functions and combined functions $F = [f^1, f^2]$ (f^i : Styblinski-Tang, Ackley and Rastrigin function) were used. A Latin Hyper Cube (LHC) [53] method is a good guess for initial states. However, GEO cannot implement LHC because it generates initial points x through the neural network. We gave two initial states in the baseline optimizer to control performance according to the initial state. *NSGA2-I* uses GEO’s initial distribution $x \in G(z)$ as its initial points, while *NSGA2-LHC* uses LHC-initial points.

In most cases, GEO outperforms baseline optimizers. The choice of initial points for NSGA-II rarely affects final results. A slightly different result appears in ZDT2. In ZDT2, GEO finds an optimal point, but it fails to find a global shape of the Pareto front.

Figure 5 shows optimization results in the stochastic-multi-objective functions. The optimization of stochastic functions is defined as follows

$$\begin{aligned}
 x^* &= \operatorname{argmin}_x \mathbb{E}[F(x)] \\
 F(x) &= (f_1, f_2) \\
 f_i &\leftarrow f_i + N_i(\mu, \sigma)
 \end{aligned}$$

We set $\mu = 0.0$ and $\sigma = 1.0$. Figure 5 shows optimization result of stochastic-multi-objective functions. GEO outperforms baseline optimizers even in a stochastic environment, but it still has a single-point-convergence problem in the ZDT2 function.

4.3 Cartpole-v1

For the variety of test functions, we optimized the OpenAI [54] Cartpole-V1 by converting it into a black-box problem. Cartpole-V1 is a test package that is mainly used in reinforcement learning [34][35]. In the reinforcement learning perspective, its action space is regarded as two-dimensional and time-sequential. Reinforcement learning is trained by continuously observing rewards and states for actions during learning. However, in the black-box problem, the entire input sequence is assumed as one large input, and only the final score is measured without observing the intermediate rewards and states.

The final score is measured in a relative score to the sequence length. (If the Cartpole is alive for m -length in n -sequences, the score is m/n .) Therefore, the maximum and minimum score set to 1.0 and 0.0. GEO outperforms NSGA-II from 32 to 512 dimensions in the experiment (Table 1).

4.4 LeNet-5

We also optimized LeNet-5, which is trained with the MNIST dataset. The optimization goal is to generate an image that makes the LeNet-5 predict a target number with a maximum score (maximum prediction score = 1.0). The LeNet-5 is regarded as a non-differentiable black-box. After 50,000 function calls, the final scores of generated images reach very close to the maximum score. However, the generated 28×28 images are far from human intuitive inference (Figure 6).

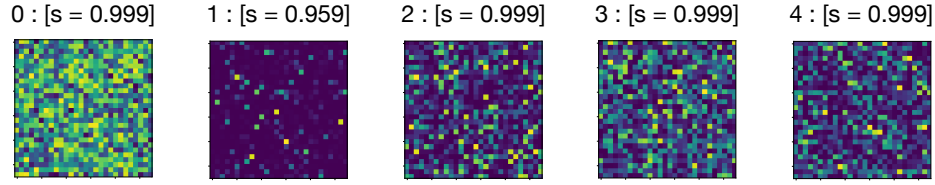


Figure 6: Black-box optimization of LeNet-5 (MNIST-trained). Each score corresponds to a prediction of LeNet-5 for a target number. After optimizations, scores get close to the maximum score (1.0). 0: 0.999, 1: 0.959, 2: 0.999, 3: 0.999, 4: 0.999. However, human intuition can hardly infer exact scores by observing the final 28×28 images.

5 Discussion

Often, a neural network’s learning mechanism is likened to learning manifolds in a high-dimensional space. Similarly, we guess that the critic network in GEO learns low-dimensional manifolds in the high-dimensional space. Therefore finding the global or local optima with critic networks would be effective if they live in low-dimensional manifolds. We consider that it is why GEO with single-layer generators does not work properly.

Stabilization of critic network training is another key. Although we implemented the evolution strategy in this study, any other methods which can stabilize the training process would be helpful.

6 Conclusion

We suggest a novel method for stochastic-multi-objective black-box optimization. We devised GEO, an interdependent cooperation method of generative neural networks and evolution strategy. In GEO, the evolution strategy provides a stable training region for critic networks, and the critic networks provide efficient mutations to the evolution strategy. As our design intent, GEO seems to work appropriately in stochastic and high-dimensional multi-objective test functions. It can optimize not only general test functions, but also sequential type and image type black-boxes. We presume that these results come from the manifold searching ability of neural networks. Meanwhile, the Pareto front collapsing problem, shown in ZDT2, is an important issue to be dealt with. Another limitation of GEO is the GPU memory consumption problem. Excessive memory consumption of attention networks limits its search space to around 10,000 dimensions. In future research, we can discuss CNNs, RNNs, and other memory-efficient networks to solve this problem.

We hope that this study can contribute to various black-box optimization researches in the science and technology field.

Acknowledgments and Disclosure of Funding

We gratefully acknowledge Kyunghyun Cho, Changwook Jeong, Moon-Hyun Cha, Dae Young Park, and Yujin Hwang for valuable help and discussions. This work was supported by Samsung Electronics Co., Ltd. (IO200626-07474-01)

References

- [1] Snoek, J., Larochelle, H., & Adams, R. P. (2012). Practical bayesian optimization of machine learning algorithms. *Advances in neural information processing systems*, 25.
- [2] Frazier, P. I. (2018). A tutorial on Bayesian optimization. *arXiv preprint arXiv:1807.02811*.
- [3] Lan, G., Tomczak, J. M., Roijers, D. M., & Eiben, A. E. (2022). Time efficiency in optimization with a bayesian-evolutionary algorithm. *Swarm and Evolutionary Computation*, 69, 100970.

- [4] Nelder, J. A., & Mead, R. (1965). A simplex method for function minimization. *The computer journal*, 7(4), 308-313.
- [5] Kennedy, J., & Eberhart, R. (1995, November). Particle swarm optimization. In *Proceedings of ICNN'95-international conference on neural networks* (Vol. 4, pp. 1942-1948). IEEE.
- [6] Hooke, R., & Jeeves, T. A. (1961). "Direct Search" Solution of Numerical and Statistical Problems. *Journal of the ACM (JACM)*, 8(2), 212-229.
- [7] Deb, K., Pratap, A., Agarwal, S., & Meyarivan, T. A. M. T. (2002). A fast and elitist multiobjective genetic algorithm: NSGA-II. *IEEE transactions on evolutionary computation*, 6(2), 182-197.
- [8] Deb, K., & Sundar, J. (2006, July). Reference point based multi-objective optimization using evolutionary algorithms. In *Proceedings of the 8th annual conference on Genetic and evolutionary computation* (pp. 635-642).
- [9] Hansen, N., & Ostermeier, A. (2001). Completely derandomized self-adaptation in evolution strategies. *Evolutionary computation*, 9(2), 159-195.
- [10] Hansen, N. (2006). The CMA evolution strategy: a comparing review. *Towards a new evolutionary computation*, 75-102.
- [11] Price, K., Storn, R. M., & Lampinen, J. A. (2006). *Differential evolution: a practical approach to global optimization*. Springer Science & Business Media.
- [12] Runarsson, T. P., & Yao, X. (2000). Stochastic ranking for constrained evolutionary optimization. *IEEE Transactions on evolutionary computation*, 4(3), 284-294.
- [13] Runarsson, T. P., & Yao, X. (2005). Search biases in constrained evolutionary optimization. *IEEE Transactions on Systems, Man, and Cybernetics, Part C (Applications and Reviews)*, 35(2), 233-243.
- [14] Deb, K., & Jain, H. (2013). An evolutionary many-objective optimization algorithm using reference-point-based nondominated sorting approach, part I: solving problems with box constraints. *IEEE transactions on evolutionary computation*, 18(4), 577-601.
- [15] Blank, J., Deb, K., & Roy, P. C. (2019, March). Investigating the normalization procedure of NSGA-III. In *International Conference on Evolutionary Multi-Criterion Optimization* (pp. 229-240). Springer, Cham.
- [16] Seada, H., & Deb, K. (2015). A unified evolutionary optimization procedure for single, multiple, and many objectives. *IEEE Transactions on Evolutionary Computation*, 20(3), 358-369.
- [17] Vesikar, Y., Deb, K., & Blank, J. (2018, November). Reference point based NSGA-III for preferred solutions. In *2018 IEEE symposium series on computational intelligence (SSCI)* (pp. 1587-1594). IEEE.
- [18] Carvalho, R. D., Saldanha, R. R., Gomes, B. N., Lisboa, A. C., & Martins, A. X. (2012). A multi-objective evolutionary algorithm based on decomposition for optimal design of Yagi-Uda antennas. *IEEE Transactions on Magnetics*, 48(2), 803-806.
- [19] Li, K., Chen, R., Fu, G., & Yao, X. (2018). Two-archive evolutionary algorithm for constrained multiobjective optimization. *IEEE Transactions on Evolutionary Computation*, 23(2), 303-315.
- [20] Panichella, A. (2019, July). An adaptive evolutionary algorithm based on non-Euclidean geometry for many-objective optimization. In *Proceedings of the Genetic and Evolutionary Computation Conference* (pp. 595-603).
- [21] Shirobokov, S., Belavin, V., Kagan, M., Ustyuzhanin, A., & Baydin, A. G. (2020). Black-box optimization with local generative surrogates. *Advances in Neural Information Processing Systems*, 33, 14650-14662.
- [22] Wang, C., Xu, C., Yao, X., & Tao, D. (2019). Evolutionary generative adversarial networks. *IEEE Transactions on Evolutionary Computation*, 23(6), 921-934.
- [23] Jiang, J., & Fan, J. A. (2019). Global optimization of dielectric metasurfaces using a physics-driven neural network. *Nano letters*, 19(8), 5366-5372.
- [24] Yang, J., Sell, D., & Fan, J. A. (2018). Freeform metagratings based on complex light scattering dynamics for extreme, high efficiency beam steering. *Annalen der Physik*, 530(1), 1700302.
- [25] Hughes, T. W., Minkov, M., Williamson, I. A., & Fan, S. (2018). Adjoint method and inverse design for nonlinear nanophotonic devices. *ACS Photonics*, 5(12), 4781-4787.
- [26] Jensen, J. S., & Sigmund, O. (2011). Topology optimization for nano-photonics. *Laser & Photonics Reviews*, 5(2), 308-321.
- [27] Molesky, S., Lin, Z., Piggott, A. Y., Jin, W., Vucković, J., & Rodriguez, A. W. (2018). Inverse design in nanophotonics. *Nature Photonics*, 12(11), 659-670.
- [28] Faury, L., Calauzenes, C., Fercq, O., & Krichen, S. (2019). Improving evolutionary strategies with generative neural networks. *arXiv preprint arXiv:1901.11271*.

- [29] Trabucco, B., Kumar, A., Geng, X., & Levine, S. (2021, July). Conservative objective models for effective offline model-based optimization. In *International Conference on Machine Learning* (pp. 10358-10368). PMLR.
- [30] Goodfellow, I., Pouget-Abadie, J., Mirza, M., Xu, B., Warde-Farley, D., Ozair, S., ... & Bengio, Y. (2014). Generative adversarial nets. *Advances in neural information processing systems*, 27.
- [31] Karras, T., Aila, T., Laine, S., & Lehtinen, J. (2017). Progressive growing of gans for improved quality, stability, and variation. *arXiv preprint arXiv:1710.10196*.
- [32] Karras, T., Laine, S., & Aila, T. (2019). A style-based generator architecture for generative adversarial networks. In *Proceedings of the IEEE/CVF conference on computer vision and pattern recognition* (pp. 4401-4410).
- [33] Donahue, J., Krähenbühl, P., & Darrell, T. (2016). Adversarial feature learning. *arXiv preprint arXiv:1605.09782*.
- [34] Mnih, V., Kavukcuoglu, K., Silver, D., Graves, A., Antonoglou, I., Wierstra, D., & Riedmiller, M. (2013). Playing atari with deep reinforcement learning. *arXiv preprint arXiv:1312.5602*.
- [35] Mnih, V., Badia, A. P., Mirza, M., Graves, A., Lillicrap, T., Harley, T., ... & Kavukcuoglu, K. (2016, June). Asynchronous methods for deep reinforcement learning. In *International conference on machine learning* (pp. 1928-1937). PMLR.
- [36] Rastrigin, L. A. (1974) Systems of extremal control. Mir, Moscow.
- [37] Hoffmeister, F., & Bäck, T. (1990, October). Genetic algorithms and evolution strategies: Similarities and differences. In *International Conference on Parallel Problem Solving from Nature* (pp. 455-469). Springer, Berlin, Heidelberg.
- [38] Mühlenbein, H., Schomisch, M., & Born, J. (1991). The parallel genetic algorithm as function optimizer. *Parallel computing*, 17(6-7), 619-632.
- [39] Ackley, D. (2012). *A connectionist machine for genetic hillclimbing* (Vol. 28). Springer Science & Business Media.
- [40] Rosenbrock, H. (1960). An automatic method for finding the greatest or least value of a function. *The Computer Journal*, 3(3), 175-184.
- [41] Dixon, L. C. W., & Mills, D. J. (1994). Effect of rounding errors on the variable metric method. *Journal of Optimization Theory and Applications*, 80(1), 175-179.
- [42] Styblinski, M. A., & Tang, T. S. (1990). Experiments in nonconvex optimization: stochastic approximation with function smoothing and simulated annealing. *Neural Networks*, 3(4), 467-483.
- [43] Deb, K., Thiele, L., Laumanns, M., & Zitzler, E. (2002, May). Scalable multi-objective optimization test problems. In *Proceedings of the 2002 Congress on Evolutionary Computation. CEC'02 (Cat. No. 02TH8600)* (Vol. 1, pp. 825-830). IEEE.
- [44] Kumar, S. (2020). Balancing a CartPole System with Reinforcement Learning—A Tutorial. *arXiv preprint arXiv:2006.04938*.
- [45] LeCun, Y., Bottou, L., Bengio, Y., & Haffner, P. (1998). Gradient-based learning applied to document recognition. *Proceedings of the IEEE*, 86(11), 2278-2324.
- [46] LeCun, Y., Boser, B., Denker, J. S., Henderson, D., Howard, R. E., Hubbard, W., & Jackel, L. D. (1989). Backpropagation applied to handwritten zip code recognition. *Neural computation*, 1(4), 541-551.
- [47] Rumelhart, D. E., Hinton, G. E., & Williams, R. J. (1986). Learning representations by back-propagating errors. *nature*, 323(6088), 533-536.
- [48] Hochreiter, S., & Schmidhuber, J. (1997). Long short-term memory. *Neural computation*, 9(8), 1735-1780.
- [49] Cho, K., Van Merriënboer, B., Bahdanau, D., & Bengio, Y. (2014). On the properties of neural machine translation: Encoder-decoder approaches. *arXiv preprint arXiv:1409.1259*.
- [50] Vaswani, A., Shazeer, N., Parmar, N., Uszkoreit, J., Jones, L., Gomez, A. N., ... & Polosukhin, I. (2017). Attention is all you need. *Advances in neural information processing systems*, 30.
- [51] Srivastava, N., Hinton, G., Krizhevsky, A., Sutskever, I., & Salakhutdinov, R. (2014). Dropout: a simple way to prevent neural networks from overfitting. *The journal of machine learning research*, 15(1), 1929-1958.
- [52] Blank, J., & Deb, K. (2020). Pymoo: Multi-objective optimization in python. *IEEE Access*, 8, 89497-89509.
- [53] Iman, R. L., Davenport, J. M., & Zeigler, D. K. (1980). *Latin hypercube sampling (program user's guide)*. [LHC, in FORTRAN] (No. SAND-79-1473). Sandia Labs., Albuquerque, NM (USA).
- [54] Brockman, G., Cheung, V., Pettersson, L., Schneider, J., Schulman, J., Tang, J., & Zaremba, W. (2016). Openai gym. *arXiv preprint arXiv:1606.01540*.