

Towards Real-time Traffic Sign and Traffic Light Detection on Embedded Systems

Oshada Jayasinghe, Sahan Hemachandra, Damith Anhetigama, Shenali Kariyawasam, Tharindu Wickremasinghe, Chalani Ekanayake, Ranga Rodrigo and Peshala Jayasekara

Abstract—Recent work done on traffic sign and traffic light detection focus on improving detection accuracy in complex scenarios, yet many fail to deliver real-time performance, specifically with limited computational resources. In this work, we propose a simple deep learning based end-to-end detection framework, which effectively tackles challenges inherent to traffic sign and traffic light detection such as small size, large number of classes and complex road scenarios. We optimize the detection models using TensorRT and integrate with Robot Operating System to deploy on an Nvidia Jetson AGX Xavier as our embedded device. The overall system achieves a high inference speed of 63 frames per second, demonstrating the capability of our system to perform in real-time. Furthermore, we introduce CeyRo, which is the first ever large-scale traffic sign and traffic light detection dataset for the Sri Lankan context. Our dataset consists of 7984 total images with 10176 traffic sign and traffic light instances covering 70 traffic sign and 5 traffic light classes. The images have a high resolution of 1920 x 1080 and capture a wide range of challenging road scenarios with different weather and lighting conditions. Our work is publicly available at https://github.com/oshada_jay/CeyRo.

I. INTRODUCTION

Traffic signs and traffic lights play a vital role in regulating the traffic by providing necessary information to drivers to safely maneuver on roads. Thus detection of these two elements becomes a fundamental perception task involved in the development of autonomous vehicles and advanced driver assistance systems (ADAS). Developing robust detection algorithms can be a challenging task due to several reasons. Traffic signs and traffic lights usually occupy a small area of a typical street view image. It can be hard to differentiate traffic signs from other similar objects such as billboards and advertisement boards. The algorithms should be robust to occlusions, illumination changes, varying weather conditions and the deterioration of traffic signs with time. While addressing these challenges, it is essential for a detection system to deliver real-time performance with limited computational resources.

Initial work done on traffic sign and traffic light detection [4], [6], [11], [17], [21], [24] mainly focus on traditional image processing based techniques and machine learning

based algorithms. Recent deep learning based approaches [3], [5], [18], [19], [33], [35] have been able to outperform these classical approaches, especially in challenging and complex road scenarios. However, most of these implementations are carried out on high-end graphics processing units (GPUs) and less attention is given to delivering real-time performance on embedded systems, which is crucial for both autonomous vehicles and ADAS implementations.

In this work, we propose an end-to-end, deep learning based traffic sign and traffic light detection framework, which is robust to challenging road scenarios, and demonstrates real-time performance on an embedded system. We first create the CeyRo traffic sign and traffic light dataset consisting of 7984 total images belonging to 70 traffic sign and 5 traffic light classes. Our dataset comprises 10176 traffic sign and traffic light instances and covers a wide variety of challenging urban, sub-urban and rural road scenarios.

Our traffic sign and traffic light detection pipeline consists of two stages: 1. Detection or localization of the traffic sign or the traffic light in the original image considering the superclass. 2. Classification of each detection to its respective class. We train and evaluate the performance of two state-of-the-art object detectors, Faster R-CNN [28] and SSD [20] for the detection task and a separate ResNet-18 [13] classifier is trained for the classification task.

We then optimize both our detector and classifier models using TensorRT and integrate with Robot Operating System (ROS) [26] to deploy as a traffic sign and traffic light detection system on an Nvidia Jetson AGX Xavier device. The overall system is well capable of delivering real-time performance with a high inference speed of 63 frames per second (FPS). In summary, our contributions are three-fold:

- We introduce CeyRo: the first ever large-scale dataset for traffic sign and traffic light detection within the Sri Lankan context.
- We evaluate the approach of utilizing a two-staged convolutional neural network based model architecture for the traffic sign and traffic light detection task, and provide results in terms of speed and accuracy.
- We demonstrate the capability of our detection framework to perform in real-time, by deploying the trained and optimized models on an embedded system, integrated with the ROS ecosystem.

II. RELATED WORK

Traditional image processing based algorithms, as well as deep learning based approaches, have been used for

Department of Electronic and Telecommunication Engineering, University of Moratuwa, Sri Lanka

© 2022 IEEE. Personal use of this material is permitted. Permission from IEEE must be obtained for all other uses, in any current or future media, including reprinting/republishing this material for advertising or promotional purposes, creating new collective works, for resale or redistribution to servers or lists, or reuse of any copyrighted component of this work in other works.

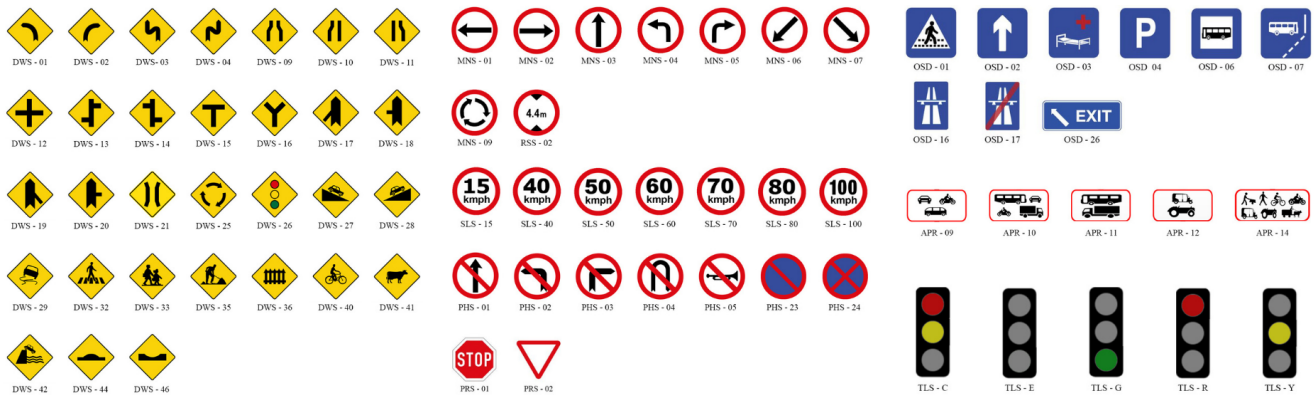


Fig. 1: The 70 traffic sign classes and the 5 traffic light classes of the CeyRo dataset.

TABLE I: Traffic sign detection benchmark datasets.

Dataset	Year	Annotations	Classes	Location
LISA [22]	2012	7855	47	USA
GTSDB [14]	2013	852	43	Germany
TT100K [35]	2016	26349	221	China
MTSD [7]	2020	325172	313	Worldwide

both traffic sign detection and traffic light detection tasks. The availability of large-scale, high quality visual datasets has become a critical factor for the development of these algorithms, especially with deep learning. A summary of widely used publicly available traffic sign detection and traffic light detection datasets are presented in Table I and Table II, respectively.

Traditional image processing based approaches like colour, ratio and shape based filtering and hand-craft feature extraction have been used in [24] and [6] for traffic sign detection and recognition. Similarly, for traffic lights, distinct features of traffic lights such as colour and shape have been used in [11], while [4] uses HOG features. Machine learning based techniques such as support vector machines (SVMs) and random forests have been used for traffic sign classification in [21] and [6]. Hidden Markov models and SVMs have been used as machine learning based techniques for traffic light detection and classification in [11] and [17]. Even though these methods are less computationally complex, they have limited usage scenarios and do not perform well in challenging environments when compared with recent deep learning based approaches.

A robust end-to-end convolutional neural network is proposed in [35], which outperforms state-of-the-art object detectors for their TT100K dataset, particularly with small traffic sign detection. The traffic sign detection and recognition problem becomes complex with the increased number of classes. In [33], this problem is addressed to detect and recognize around 200 traffic sign classes following the Mask R-CNN [12] architecture. A semantic segmentation based approach is followed in Seg-U-NET [18], where two state-of-the-art segmentation architectures are combined for

TABLE II: Traffic light detection benchmark datasets.

Dataset	Year	Annotations	Classes	Location
Bosch [5]	2017	24242	15	Germany
DriveU [9]	2018	232039	344	Germany

detecting traffic signs and a separate classifier is used for the recognition part. A perceptual generative adversarial network (GAN), which consists of a generator network and a discriminator network, is used in [19] to detect small traffic signs with higher accuracy. Considering deep learning based approaches for traffic light detection, [5] has introduced a YOLO [27] based detection network and a small classification network to accurately detect and classify traffic lights. A Fast R-CNN [10] based network architecture has been used in [3] for traffic light detection with the DriveU [9] dataset.

High-end computational platforms have been used for almost all of the above mentioned algorithms, and implementation of traffic sign and traffic light detection systems on embedded systems is not a widely researched field. A colour based detection algorithm has been used in [30] to identify regions of interest and classify road signs into four categories using a Xilinx Spartan-3A DSP FPGA device. An Artix-7 FPGA device is used in [34] to implement a parallelism optimized AdaBoost based detection algorithm for real-time traffic light detection. Both of these approaches rely on classical techniques, which often have limited usage scenarios when compared with modern deep learning based approaches. Nvidia Jetson TX1 and TX2 devices are used in [23] for traffic light detection, which achieves an inference speed of 10 FPS. Their approach also uses a heuristic colour based candidate region selection module for identifying regions of interest, and a lightweight convolution neural network (CNN) has been used only for the classification part.

III. BENCHMARK DATASET

A. Data Collection

Most of the publicly available traffic sign and traffic light datasets are created using footage captured from cameras mounted on vehicles [5], [14] or images extracted from

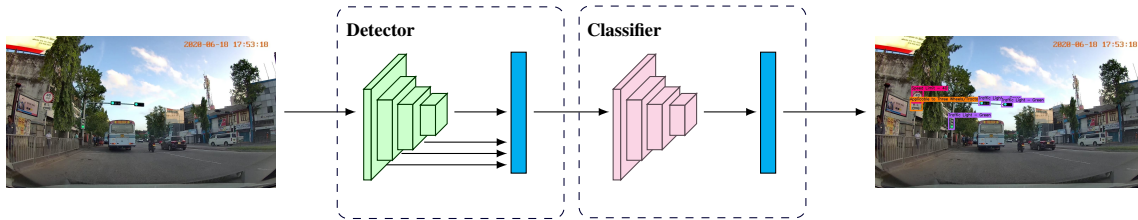


Fig. 2: Traffic sign and traffic light detection model architecture. Faster-RCNN-ResNet50 [13], [28] and SSD-MobileNet-v2 [20], [31] are evaluated as object detectors to first detect the traffic signs and traffic lights as bounding boxes under their superclasses. Then a ResNet-18 [13] classifier is used to classify the detections into their respective classes.

TABLE III: Number of instances for each superclass in the CeyRo dataset.

Superclass	Train	Test	Total
Danger Warning Signs (DWS)	2833	809	3642
Mandatory Signs (MNS)	453	128	581
Prohibitory Signs (PHS)	650	195	845
Priority Signs (PRS)	115	26	141
Speed Limit Signs (SLS)	735	237	972
Other Signs Useful for Drivers (OSD)	1619	498	2117
Additional Regulatory Signs (APR)	377	123	500
Traffic Light Signs (TLS)	1075	303	1378
Total	7857	2319	10176

street view services such as Google or Tencent [35]. For the creation of our dataset, we collect video footage from two cameras mounted inside four vehicles and the frames containing traffic signs or traffic lights are manually extracted. We cover a wide range of challenging scenarios in urban, rural and expressway conditions in Sri Lanka, which include different weather and lighting conditions, occlusions and deteriorated signs.

B. Data Annotation

We use the LabelImg [1] image annotation tool to manually annotate the traffic signs and traffic lights present in the extracted images as bounding boxes. For each image, an XML file is created in the PASCAL VOC [8] format containing the bounding box annotations of the traffic sign and traffic light instances.

C. Dataset Statistics

Our benchmark dataset consists of 7984 total images with a resolution of 1920×1080 . The dataset is divided into the train set and the test set, comprising 6143 images and 1841 images, respectively. The dataset covers 70 different traffic sign classes and 5 traffic light classes which are visualized in Fig. 1. There is an inherent class imbalance in the dataset since some traffic sign and traffic light classes are not found very often. Classes which have less than 25 total instances have been excluded from the test set. The traffic sign and traffic light classes can be further categorized into 8 superclasses and the number of instances present in each superclass is shown in Table III.

D. Evaluation Metric

We use F_1 -score as the evaluation metric of our traffic sign and traffic light dataset. Each prediction with an intersection over union (IoU) higher than 0.3 with the ground truth is considered as a true positive. The precision, recall and F_1 -score can be then calculated as follows where TP , FP , FN denotes the total number of true positives, false positives and false negatives, respectively.

$$precision = \frac{TP}{TP + FP} \quad (1)$$

$$recall = \frac{TP}{TP + FN} \quad (2)$$

$$F_1\text{-score} = \frac{2 \times precision \times recall}{precision + recall} \quad (3)$$

IV. METHODOLOGY

A. Model Architecture

The proposed traffic sign and traffic light detection model architecture is shown in Fig. 2. A state-of-the-art object detector model is used to first detect the traffic signs and traffic lights present in the input image as bounding boxes under their 8 superclasses. Then a separate classifier model is used to classify each detection into its respective class.

We evaluate the performance of two state-of-the-art object detectors for the traffic sign and traffic light detection task. Faster R-CNN [28] is used as a two stage object detector and SSD [20] is used as a single stage object detector. ResNet-50 [13] is used as the backbone of the Faster R-CNN model while MoblieNet-v2 [15] is used as the backbone of the SSD model. The input resolution is set to 512×512 in both object detector models.

A ResNet-18 [13] classifier is trained for the traffic sign and traffic light classification task. The input image resolution is set to 100×100 and the number of output classes is set to 75, which includes the 70 traffic sign classes and the 5 traffic light classes. The traffic sign and traffic light instances present in the train set of our dataset are cropped and extracted out to create the train set for the classifier.

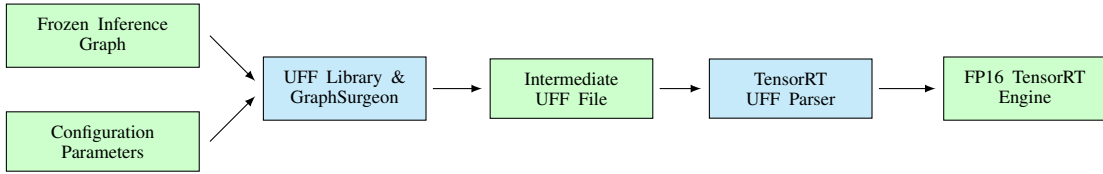


Fig. 3: TensorRT conversion and quantization process of the detector model trained using TensorFlow Object Detection API.



Fig. 4: TensorRT conversion and quantization process of the classifier model trained using PyTorch.

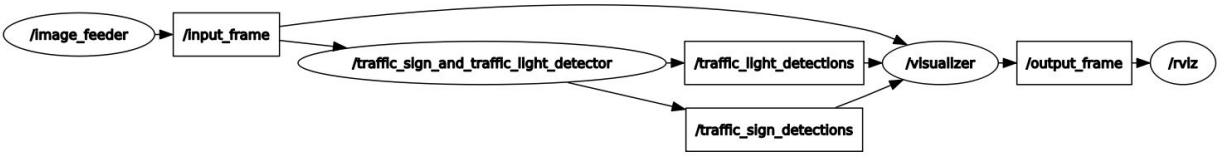


Fig. 5: RQT graph for the implementation of the traffic sign and traffic light detection system in the ROS ecosystem.

B. Model Training

We use TensorFlow Object Detection API [16] to train the two object detector models. For training the SSD-MobileNet-v2 [20], [31] model, RMSProp [29] optimization is used with an initial learning rate of 0.004 and a momentum of 0.9, and the batch size is set to 24. For training the Faster-RCNN-ResNet50 [13], [28] model, SGD with momentum [32] optimization is used with an initial learning rate of 0.0003 and a momentum of 0.9, and the batch size is set to 8.

The ResNet-18 [13] classifier is trained for 30 epochs using PyTorch [25]. The cross entropy loss is used as the loss function and SGD algorithm with a learning rate of 0.01 and a momentum of 0.9 is used as the optimization function. The batch size is set to 512. We use a computational platform with an Intel Core i9-9900K CPU and an Nvidia RTX-2080 Ti GPU to train our models.

C. Data Augmentation

To reduce the effect of the class imbalance problem, we use data augmentation techniques to increase the number of instances of less frequent traffic signs and traffic lights. Random horizontal flip is used as an augmentation technique when training both detector and classifier models to mirror the traffic signs and traffic lights and create new instances where applicable. Furthermore, colour jitter augmentation technique is used when training the classifier to randomly change the brightness, contrast, saturation and hue of the input images.

D. Embedded System Implementation

We use an Nvidia Jetson AGX Xavier as the embedded device to deploy our traffic sign and traffic light detection sys-

tem. The detector and classifier models have comparatively low speeds when directly inferred on the embedded device due to its resource constrained nature. Thus, we optimize the trained models using TensorRT optimization with half-precision floating-point (FP16) quantization to effectively utilize the CUDA and Tensor cores present in the device. We use the SSD-MobileNet-v2 [20], [31] model as the detector for the embedded system implementation, since it is much faster than the Faster-RCNN-ResNet50 [13], [28] model.

The traffic sign and traffic light detection model trained using the TensorFlow Object Detection API [16] can be optimized using TensorRT as shown in Fig. 3. First, the frozen inference graph and the configuration parameters of the model are used to generate an intermediate file in the UFF format using graphsurgeon and UFF libraries. Second, the intermediate file is quantized into a FP16 TensorRT engine using the UFF Parser in the TensorRT Python API. The classifier model which was trained using PyTorch [25] can be optimized using torch2trt [2] as shown in Fig. 4. A direct conversion of the trained PyTorch model in .pth file format to a FP16 quantized TensorRT engine is facilitated by torch2trt which utilizes the TensorRT Python API.

We implement our traffic sign and traffic light detection system in the Robot Operating System (ROS) [26] ecosystem as shown in Fig. 5. The *image_feeder* node retrieves each frame from a given video file and publishes them to the *input_frame* topic. The *traffic_sign_and_traffic_light_detector* node detects traffic signs and traffic lights in the current frame using the generated TensorRT engines. The detections are then published to the *traffic_sign_detections* and *traffic_light_detections* topics respectively. The *visualizer* node marks the detected traffic signs and traffic lights in the current frame and the resultant image is published to the

TABLE IV: Traffic sign and traffic light detection results. For each of the detection models, class-wise F_1 -scores, overall precision, overall recall, overall F_1 -score and the inference speed in frames per second (FPS) are listed.

Label	SSD-512	FRCNN-512	Label	SSD-512	FRCNN-512	Label	SSD-512	FRCNN-512
DWS-01	0.9583	0.9863	MNS-06	0.9529	0.9302	SLS-100	0.9706	1.0000
DWS-02	0.9774	0.9778	MNS-07	0.8571	0.8696	SLS-15	0.8421	0.8571
DWS-03	0.9737	1.0000	MNS-09	0.9091	0.8571	SLS-40	0.9242	0.9624
DWS-04	1.0000	0.9895	OSD-01	0.9394	0.8502	SLS-50	0.8684	0.8608
DWS-10	0.9630	0.9434	OSD-02	0.7273	0.5714	SLS-60	0.8889	0.8889
DWS-11	1.0000	0.9412	OSD-03	1.0000	0.9524	SLS-70	0.9615	0.9600
DWS-12	1.0000	0.9444	OSD-04	0.8400	0.8679	SLS-80	0.9333	0.9492
DWS-13	1.0000	0.9412	OSD-06	0.9845	0.9731	APR-09	0.9032	0.7931
DWS-14	1.0000	1.0000	OSD-07	0.9111	0.8542	APR-10	0.9091	0.7692
DWS-17	0.9765	0.9827	OSD-16	0.8696	0.8462	APR-11	0.8824	0.7742
DWS-18	0.9412	0.9412	OSD-17	0.8000	0.8421	APR-12	0.8919	0.7761
DWS-19	0.9412	0.9346	OSD-26	0.9524	0.8205	APR-14	0.9286	0.8571
DWS-21	0.9545	0.9778	PHS-01	0.9268	0.8421	TLS-C	0.6154	0.4000
DWS-25	0.9474	0.8421	PHS-02	0.9600	0.8800	TLS-E	0.5714	0.4421
DWS-26	0.9825	0.9483	PHS-03	0.9412	0.8846	TLS-G	0.8176	0.7673
DWS-32	0.9677	0.9579	PHS-04	0.8679	0.8679	TLS-R	0.7407	0.7143
DWS-33	0.9573	0.9836	PHS-09	0.9600	0.9630	TLS-Y	0.6769	0.7576
DWS-35	0.9677	0.8387	PHS-23	0.9587	0.9000	Precision	0.9670	0.9259
DWS-40	1.0000	0.9744	PHS-24	0.9355	0.9524	Recall	0.8848	0.8676
DWS-41	0.9630	1.0000	PRS-01	0.8444	0.7451	F1-score	0.9241	0.8958
MNS-01	0.8571	0.8000	RSS-02	0.9091	1.0000	FPS	83	34

output_frame topic. The RViz visualization tool can be used to visualize the traffic sign and traffic light detections in real-time.

V. RESULTS

The traffic sign and traffic light detection results of the two trained models are tabulated in Table IV, including the F_1 -scores for the 59 classes in the test set, overall precision, overall recall, overall F_1 -score and the inference speed on the workstation with the Nvidia RTX-2080 Ti GPU. The inference speed is calculated as the average FPS for the 1841 test images.

It can be observed that the SSD-MobileNet-v2 [20], [31] model detects traffic signs and traffic lights more accurately than the Faster-RCNN-ResNet50 [13], [28] model. This is contrary to the general belief that two stage object detectors perform better than single stage object detectors. The SSD-MobileNet-v2 [20], [31] model also achieves a higher inference speed of 83 FPS than the Faster-RCNN-ResNet50 [13], [28] model. F_1 -score values for some traffic sign and traffic light classes are comparatively low, which could be mainly due to the lower number of instances of those classes in the train set.

The results of the TensorRT optimization process are shown in Table V. Each row indicates whether the detector model is optimized, whether the classifier model is optimized and the resulting F_1 -score and the inference speed on the Nvidia Jetson AGX Xavier device. It can be observed that with a slight drop in accuracy, the inference speed can be increased significantly by optimizing and quantizing both detector and classifier models through TensorRT.

Some of the qualitative results of the traffic sign and traffic light detection task obtained by the SSD-MobileNet-v2 [20], [31] model are visualized in Fig. 6 including urban, rural,

TABLE V: TensorRT optimization results. For each combination, resulting F_1 -score and the inference speed are listed.

Optimization		F1-score	FPS
Detector	Classifier		
✗	✗	0.9214	13
✗	✓	0.9214	16
✓	✗	0.9193	38
✓	✓	0.9193	63

expressway, dazzle light and occlusion conditions. Examples for false detections and undetected instances have also been included.

VI. CONCLUSION

In this work, we proposed a simple, end-to-end, deep learning based two-staged detection pipeline for real-time traffic sign and traffic light detection in an embedded system. Furthermore, we introduced the CeyRo traffic sign and traffic light dataset covering a wide range of challenging road scenarios in Sri Lanka. Our benchmark contains 7984 total images and 10176 traffic sign and traffic light instances belonging to 70 traffic sign classes and 5 traffic light classes. The effectiveness of the proposed framework is justified using both qualitative and quantitative results. We further demonstrated the capability of our system to deliver real-time performance in an embedded system using an Nvidia Jetson AGX Xavier device. The detection models were optimized using TensorRT and integrated with Robot Operating System to deploy as a traffic sign and traffic light detection system which achieves a high inference speed of 63 FPS. We believe this is a promising step towards real-time traffic sign and traffic light detection in challenging road scenarios with limited computational resources.

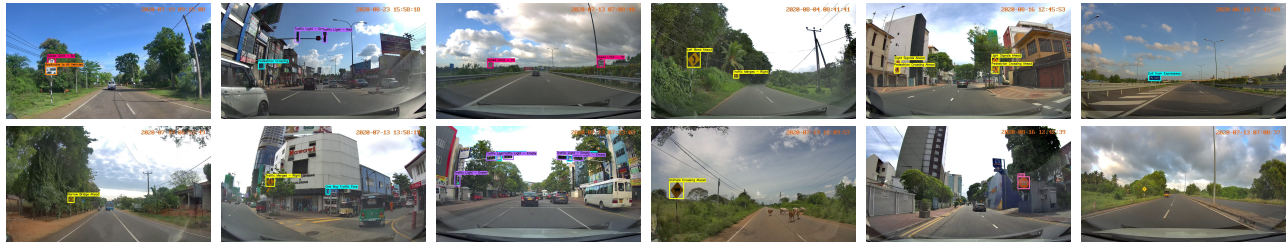


Fig. 6: Visualization of traffic sign and traffic light detection results. The first ten images show accurate detections in different road scenarios while the last two images show failure cases including false detections and undetected instances.

REFERENCES

- [1] LabelImg. <https://github.com/tzutalin/labelImg>.
- [2] torch2trt. <https://github.com/NVIDIA-AI-IOT/torch2trt>.
- [3] M. Bach, D. Stumper, and K. Dietmayer. Deep convolutional traffic light recognition for automated driving. In *21st International Conference on Intelligent Transportation Systems*, pages 851–858, 2018.
- [4] D. Barnes, W. Maddern, and I. Posner. Exploiting 3d semantic scene priors for online traffic light interpretation. In *IEEE Intelligent Vehicles Symposium (IV)*, pages 573–578, 2015.
- [5] K. Behrendt, L. Novak, and R. Botros. A deep learning approach to traffic lights: Detection, tracking, and classification. In *IEEE International Conference on Robotics and Automation (ICRA)*, pages 1370–1377, 2017.
- [6] A. Ellahyani, M. E. Ansari, I. E. Jaafari, and S. Charfi. Traffic sign detection and recognition using features combination and random forests. *International Journal of Advanced Computer Science and Applications*, 7, 2016.
- [7] C. Ertler, J. Mislej, T. Ollmann, L. Porzi, G. Neuhold, and Y. Kuang. The mapillary traffic sign dataset for detection and classification on a global scale. In *European Conference on Computer Vision (ECCV)*, pages 68–84, 2020.
- [8] M. Everingham, S. M. A. Eslami, L. V. Gool, C. K. I. Williams, J. Winn, and A. Zisserman. The pascal visual object classes challenge: A retrospective. *International Journal of Computer Vision*, 111(1):98–136, 2015.
- [9] A. Fregin, J. Muller, U. Krebel, and K. Dietmayer. The driveu traffic light dataset: Introduction and comparison with existing datasets. In *IEEE International Conference on Robotics and Automation (ICRA)*, pages 3376–3383, 2018.
- [10] R. Girshick. Fast r-cnn. In *IEEE International Conference on Computer Vision (ICCV)*, pages 1440–1448, 2015.
- [11] A. E. Gomez, F. A. R. Alencar, P. V. Prado, F. S. Osório, and D. F. Wolf. Traffic lights detection and state estimation using hidden markov models. In *IEEE Intelligent Vehicles Symposium (IV)*, pages 750–755, 2014.
- [12] K. He, G. Gkioxari, P. Dollár, and R. Girshick. Mask r-cnn. In *2017 IEEE International Conference on Computer Vision (ICCV)*, pages 2980–2988, 2017.
- [13] K. He, X. Zhang, S. Ren, and J. Sun. Deep residual learning for image recognition. In *IEEE Conference on Computer Vision and Pattern Recognition (CVPR)*, pages 770–778, 2016.
- [14] S. Houben, J. Stallkamp, J. Salmen, M. Schlipsing, and C. Igel. Detection of traffic signs in real-world images: The German Traffic Sign Detection Benchmark. In *International Joint Conference on Neural Networks*, 2013.
- [15] A. G. Howard, M. Zhu, B. Chen, D. Kalenichenko, W. Wang, T. Weyand, M. Andreetto, and H. Adam. Mobilenets: Efficient convolutional neural networks for mobile vision applications. *arXiv preprint arXiv:1704.04861*, 2017.
- [16] J. Huang, V. Rathod, C. Sun, M. Zhu, A. Korattikara, A. Fathi, I. Fischer, Z. Wojna, Y. Song, S. Guadarrama, and K. Murphy. Speed/accuracy trade-offs for modern convolutional object detectors. In *IEEE Conference on Computer Vision and Pattern Recognition (CVPR)*, pages 7310–7311, 2017.
- [17] M. Jensen, M. Phillipsen, Chris C. H. Bahnsen, A. Møgelmoose, T. Moeslund, and M. Trivedi. Traffic light detection at night: Comparison of a learning-based detector and three model-based detectors. In *International Symposium on Visual Computing*, pages 774–783, 2015.
- [18] U. Kamal, T. I. Tonmoy, S. Das, and M. K. Hasan. Automatic traffic sign detection and recognition using segu-net and a modified tversky loss function with l1-constraint. *IEEE Transactions on Intelligent Transportation Systems*, 21(4):1467–1479, 2020.
- [19] J. Li, X. Liang, Y. Wei, T. Xu, J. Feng, and S. Yan. Perceptual generative adversarial networks for small object detection. In *IEEE Conference on Computer Vision and Pattern Recognition (CVPR)*, pages 1951–1959, 2017.
- [20] W. Liu, D. Anguelov, D. Erhan, C. Szegedy, S. Reed, C.-Y. Fu, and A. C. Berg. Ssd: Single shot multibox detector. In *European Conference on Computer Vision (ECCV)*, pages 21–37, 2016.
- [21] S. Maldonado-Bascon, S. Lafuente-Arroyo, P. Gil-Jimenez, H. Gomez-Moreno, and F. Lopez-Ferreras. Road-sign detection and recognition based on support vector machines. *IEEE Transactions on Intelligent Transportation Systems*, 8(2):264–278, 2007.
- [22] A. Mogelmoose, M. M. Trivedi, and T. B. Moeslund. Vision-based traffic sign detection and analysis for intelligent driver assistance systems: Perspectives and survey. *IEEE Transactions on Intelligent Transportation Systems*, 13(4):1484–1497, 2012.
- [23] Z. Ouyang, J. Niu, Y. Liu, and M. Guizani. Deep cnn-based real-time traffic light detector for self-driving vehicles. *IEEE Transactions on Mobile Computing*, 19(2):300–313, 2020.
- [24] G. Overett and L. Petersson. Large scale sign detection using hog feature variants. In *IEEE Intelligent Vehicles Symposium (IV)*, pages 326–331, 2011.
- [25] A. Paszke, S. Gross, F. Massa, A. Lerer, J. Bradbury, G. Chanan, T. Killeen, Z. Lin, N. Gimelshein, L. Antiga, A. Desmaison, A. Kopf, E. Yang, Z. DeVito, M. Raison, A. Tejani, S. Chilamkurthy, B. Steiner, L. Fang, J. Bai, and S. Chintala. Pytorch: An imperative style, high-performance deep learning library. In *Advances in Neural Information Processing Systems*, pages 8024–8035, 2019.
- [26] M. Quigley, K. Conley, B. P. Gerkey, J. Faust, T. Foote, J. Leibs, R. Wheeler, and A. Y. Ng. Ros: An open-source robot operating system. In *ICRA Workshop on Open Source Software*, 2009.
- [27] J. Redmon, S. Divvala, R. Girshick, and A. Farhadi. You only look once: Unified, real-time object detection. In *IEEE Conference on Computer Vision and Pattern Recognition (CVPR)*, pages 779–788, 2016.
- [28] S. Ren, K. He, R. Girshick, and J. Sun. Faster r-cnn: Towards real-time object detection with region proposal networks. *IEEE Transactions on Pattern Analysis and Machine Intelligence*, 39(6):1137–1149, 2017.
- [29] S. Ruder. An overview of gradient descent optimization algorithms. *arXiv preprint arXiv:1609.04747*, 2016.
- [30] S. S. M. Sallah, F. A. Hussin, and M. Z. Yusoff. Road sign detection and recognition system for real-time embedded applications. In *International Conference on Electrical, Control and Computer Engineering (InECCE)*, pages 213–218, 2011.
- [31] M. Sandler, A. Howard, M. Zhu, A. Zhmoginov, and L.-C. Chen. Mobilenetv2: Inverted residuals and linear bottlenecks. In *IEEE Conference on Computer Vision and Pattern Recognition (CVPR)*, pages 4510–4520, 2018.
- [32] I. Sutskever, J. Martens, G. Dahl, and G. Hinton. On the importance of initialization and momentum in deep learning. In *30th International Conference on Machine Learning*, pages 1139–1147, 2013.
- [33] D. Tabernik and D. Skočaj. Deep learning for large-scale traffic-sign detection and recognition. *IEEE Transactions on Intelligent Transportation Systems*, 21(4):1427–1440, 2020.
- [34] X.-H. Wu, R. Hu, and Y.-Q. Bao. Parallelism optimized architecture on fpga for real-time traffic light detection. *IEEE Access*, 7:178167–178176, 2019.
- [35] Z. Zhu, D. Liang, S. Zhang, X. Huang, B. Li, and S. Hu. Traffic-sign detection and classification in the wild. In *IEEE Conference on Computer Vision and Pattern Recognition (CVPR)*, pages 2110–2118, 2016.