

Towards Robust and Semantically Organised Latent Representations for Unsupervised Text Style Transfer

Sharan Narasimhan Suvodip Dey Maunendra Sankar Desarkar

Indian Institute of Technology Hyderabad, India

sharan.n21@gmail.com suvodip15@gmail.com maunendra@cse.iith.ac.in

Abstract

Recent studies show that auto-encoder based approaches successfully perform language generation, smooth sentence interpolation, and style transfer over unseen attributes using unlabelled datasets in a zero-shot manner. The latent space geometry of such models is organised well enough to perform on datasets where the style is “coarse-grained” i.e. a small fraction of words alone in a sentence are enough to determine the overall style label. A recent study uses a discrete token-based perturbation approach to map “similar” sentences (“similar” defined by low Levenshtein distance/ high word overlap) close by in latent space. This definition of “similarity” does not look into the underlying nuances of the constituent words while mapping latent space neighbourhoods and therefore fails to recognise sentences with different style-based semantics while mapping latent neighbourhoods. We introduce EPAAEs (Embedding Perturbed Adversarial AutoEncoders) which completes this perturbation model, by adding a finely adjustable noise component on the continuous embeddings space. We empirically show that this (a) produces a better organised latent space that clusters stylistically similar sentences together, (b) performs best on a diverse set of text style transfer tasks than similar denoising-inspired baselines, and (c) is capable of fine-grained control of Style Transfer strength. We also extend the text style transfer tasks to NLI datasets and show that these more complex definitions of style are learned best by EPAAE. To the best of our knowledge, extending style transfer to NLI tasks has not been explored before. *

1 Introduction

The Text Style transfer (TST) task is a form of controlled language generation. The goal is to produce

*Our code, data and outputs are available at <https://github.com/sharan21/EPAAE>

fluent style-altered sentences from a given base sentence, while also preserving its style-independent content. The definition of “style” depends on the class labels of the end task. Our work focuses on the unsupervised scenario i.e. performing the training on completely unlabelled corpora. By inducing the latent space organization through input perturbation, TST can be performed using a simple vector arithmetic method (discussed in Section 6).

Background. Several well-known architectures use auxiliary objectives that serve as regularizers to ensure that the latent space geometry is smoothly interpolatable and learns high-level semantic features (refer Appendix D). Inspired by successes in denoising approaches in vision (Creswell and Bharath, 2019; Vincent et al., 2008), we look at input perturbation based approaches for unsupervised style transfer. Unlike text, in vision, freedom exists to finely control the degree of Gaussian “blur” on the continuous input image space. We conjecture that this notion of “controlling blur” may be useful in the text domain as well, serving as our motivation for our chosen model for Input Perturbation. Shen et al. (2020) map “similar” (defined by low Levenshtein distance/ high word overlap) sentences together in the latent space by introducing a simple denoising objective over an underlying Adversarial

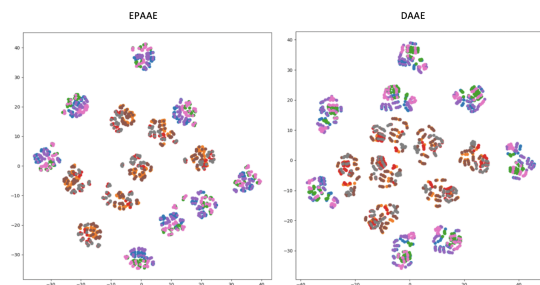


Figure 1: A TSNE plot of encoded latent vectors for all 1950 sentences in the Toy Dataset. EPAAE shows tighter and more organised clustering. Refer to B.1 and B.2 for larger plots with legend.

Autoencoder (AAE) (Makhzani et al., 2015). This noise model includes simple token manipulation (token dropout and substitution) with some probability p , to reconstruct the original sentences from the perturbed inputs. We can reason intuitively that discrete word dropout allows sentences with high word overlap (or low Levenshtein distance) to have a higher chance of being perturbed into one another, thereby mapping them close in the latent space during the training time. However, this method allows for stylistically dissimilar sentences, albeit with high word overlap, to be mapped together in the latent space.

Idea. We argue that this negatively impacts the quality of final latent geometry and the results of the subsequent style transfer task. As an alternative, we explore Embedding Perturbation, where a noise vector is sampled, appropriately scaled and added to the embeddings of each input sentence, such that the resultant embeddings are constrained to live inside an E -dimensional hypersphere. The radius of this hypersphere is controllable using a tune-able hyper-parameter ζ . This hypersphere constraint is partially inspired by concepts in adversarial robustness and ensures that each resultant noised word embedding is not altered to the extent of causing the underlying semantics of the sentence to change. We argue that this allows sentences with stylistically similar constituent embeddings to be mapped together, also encouraging the formation of style-preserving latent neighbourhoods (more on this in Section 4). The resulting latent representation from “embedding-perturbed” autoencoders consequently are better semantically organized and stylistically robust, enabling us to perform TST using an inductive method i.e. simple vector arithmetic on latent vectors.

Contributions. We show that this extended model of input perturbation with both discrete and continuous components, allows for overall better quality text style transfer, particularly in its ability to preserve style-independent “content” information. To expand the traditional definitions of styles such as Polarity, Formality, which are based on simple “intra-sentence” attributes, we introduce the “Discourse Style Transfer Task” by salvaging NLI datasets in which the flow of logic between sentences are captured using “Entailment”, “Contradiction”, and “Neutral” labels. This enables interesting applications such as discourse manipulation in which a pair of sentences agreeing with each

other can be made to contradict, and vice versa. We also test our model on fine-grained styles present in the Style-PTB dataset. We empirically show that our model performs the best on a diverse set of datasets with styles ranging from coarse-grained styles (like sentiment) to fine-grained styles (like tenses) and complex inter-sentence styles (like discourse or flow of logic).

2 Related work

Seminal work in TST. Autoencoder based approaches for TST on labelled non-parallel datasets are quite well explored (Shen et al., 2017; Fu et al., 2018). Some techniques involve implicit Style-Content disentanglement of the latent space using Back Translation (Prabhumoye et al., 2018) and adversarial learning (John et al., 2019). Li et al. (2018) achieve disentanglement using simple keyword replacement. Most studies look at simple non-parallel classification datasets, defining their style to be the class label. Studies also look at Syntax-Semantic disentanglement of the latent space (Chen et al., 2019; Bao et al., 2019). A λ_1 penalty is imposed on the log variance of the perturbations to prevent it from vanishing. The latent vacancy problem (Xu et al., 2020) of the β -VAE is mitigated by introducing auxiliary losses and provided for one of the earliest methods for unsupervised TST. Similar to our work, Rubenstein et al. (2018) introduces the Latent noised AAE (LAAE), Gaussian perturbation is instead added to latent encodings to promote organization. Unsupervised work includes using a language model as a discriminator for a richer feedback mechanism (Yang et al., 2018), allowing it to increase performance in word substitution decipherment, sentiment modification, and related language translation. More seminal work related to autoencoders in the context of Style Transfer is mentioned in Appendix D.

Contemporary work in TST. More recent work, treat the style transfer problem as paraphrase generation and fine-tune pre-trained language models (Krishna et al., 2020). Malmi et al. (2020) trains masked language models or MLMs on the source and target domains to identify input tokens to be removed and replace them with tokens from the target MLM in an unsupervised manner. Liu et al. (2020) uses gradient-based update rules in the continuous latent space z from style and content predictor networks, enabling the transfer of fine-grained styles without using an adversarial approach. Reid

and Zhong (2021) performs TST on sentiment and politeness datasets using token editing methods (similar to Li et al. (2018)) using Levenshtein editing operations. Lee et al. (2021) also focuses on enhancing content preservation by introducing a method to remove style at the token level using reverse attention and fuse this content representation with style using a conditional layer normalization technique. Riley et al. (2021) adapts the T5 model (Raffel et al., 2020) for few shot text style transfer by extracting a style representation and performing conditioned decoding, using only a handful of examples at inference time.

3 Method

The underlying language model is a generative auto-encoder which models an input distribution $p(\mathbf{x})$ assumed to be from an underlying latent distribution $p(\mathbf{z})$. A deterministic encoder E representing the distribution $q(\mathbf{z}|\mathbf{x})$, in the form of an RNN, whose output is reparameterized by another distribution $z_i \sim \mathcal{N}(\mu_i(\mathbf{x}), \sigma_i(\mathbf{x}))$ to give the aggregated posterior distribution $q(\mathbf{z})$. Various auxiliary loss functions are used to enforce the learned prior $q(\mathbf{z})$ to match $p(\mathbf{z})$. The Generator G representing $p(\mathbf{x}|\mathbf{z})$, also in the form of an RNN, decodes back the sample from the learnt prior $q(\mathbf{z})$ into its corresponding input from $p(\mathbf{x})$. Gradient descent is applied on the reconstruction loss of the autoencoder given by:

$$\mathcal{L}_{\text{rec}}(\theta_E, \theta_G) = \mathbb{E}_{p_{\text{data}}(x)}[-\log p_G(x|E(x))] \quad (1)$$

We use the AAE (Makhzani et al., 2015) as our choice for the underlying generative autoencoder over which the input perturbation techniques were applied. AAE uses a discriminator D to enforce $q(\mathbf{z})$ to match $p(\mathbf{z})$, a standard Gaussian, by learning to distinguish between samples from the two different distributions. This adversarial loss serves as a regularizer for the latent space, giving it the ability to organize itself better for smooth sentence interpolation.

$$\mathcal{L}_{\text{adv}}(\theta_E, \theta_D) = \mathbb{E}_{p(z)}[-\log D(z)] + \mathbb{E}_{p_{\text{data}}(x)}[-\log(1 - D(E(x)))] \quad (2)$$

The final min-max objective is a sum of the reconstruction loss (given below) and λ weighted adversarial loss:

$$\min_{E, G} \max_D \mathcal{L}_{\text{rec}}(\theta_E, \theta_G) - \lambda \mathcal{L}_{\text{adv}}(\theta_E, \theta_D) \quad (3)$$

We found empirically that AAEs performed well and were stable during training. On the other hand, β -VAEs required careful tuning of the β hyperparameter to prevent posterior collapse and did not perform as well.

3.1 Finely-controlled continuous noise on embedding space

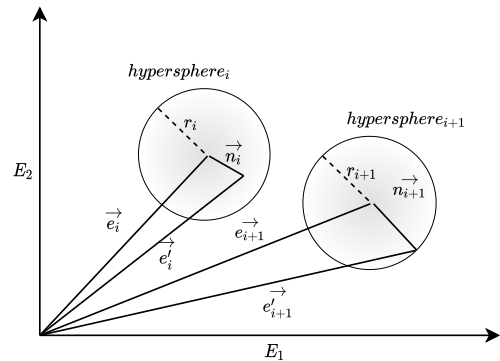


Figure 2: An abstract representation of the continuous embedding noise approach for two arbitrary embeddings e_i and e_{i+1} on an embedding space $E \in \mathbb{R}^2$

To further organize the latent geometry of the underlying AAE to encode style-based semantic similarity among sentences, we propose a perturbation-based approach on the continuous embedding space. Word embeddings of dimensionality E , of each input token x_i are denoted as e_i . Consider an input sentence of length l containing tokens x_0, \dots, x_{l-1} having embeddings e_0, \dots, e_{l-1} respectively. Our objective is to blur every embedding vector e_i by adding some appropriately scaled noise vector n_i to produce a resultant noised embedding vector e'_i , such that e'_i does not lie too far away from e_i to not change the underlying semantics of the word completely. We do this by ensuring that each new e'_i lives inside an E -dimensional hypersphere. The center of the hypersphere is the original embedding e_i and its radius is defined as $|e_i| * s_i$, where $s_i \in \mathbb{R}^1$ is a random variable sampled from a distribution $P(s)$. $P(s)$ is probability distribution of the form $\mathcal{Y}(\mu = 0, \sigma)$ where \mathcal{Y} is some arbitrarily chosen distribution and σ as function of hyperparameter $\zeta \in \mathbb{R}$. This distribution $P(s)$ parameterized by Y, ζ models the probability density cloud inside the embedding hypersphere, controlling its radius and interior densities. Figure 1 neatly summarizes the aforementioned embedding perturbation mechanism for a simple example with only two individual word embeddings. In

practice, we use a vectorized representation of the above mechanism to blur the embeddings of a mini-batch of sentences of size L in constant $O(1)$ time. The embedding perturbation method is summarized below in a vectorized form:

$$\begin{aligned}
 z &\sim \mathcal{N}(\mu, \sigma^2) \\
 \hat{z} &= z/|z| \\
 s &\sim Y(\mu = 0, \sigma^2 = (\zeta/3)^2) \\
 n &= (s \odot |e|)^T \hat{z} \\
 e' &= e + n \\
 r &= \zeta * |e|
 \end{aligned} \tag{4}$$

where z , \hat{z} , s , n and e are vectorized representations of z_i , \hat{z}_i , s_i , n_i and e_i respectively for a mini-batch of sentences of size l . \odot and $*$ denote element wise and scalar multiplication respectively. $|x|$ denotes the magnitude of a vector/batch of vectors x . r is the vectorized mini-batch representation of r_i , the expected radius of *hypersphere* _{i} . We choose the Gaussian distribution as our choice of the probability distribution \mathcal{Y} , as on testing it produced the best results[†]. To couple the radius r_i of *hypersphere* _{i} to our hyperparameter ζ to enable fine-grained control using ζ , we constrain the probability density of Y to live inside the hypersphere within three standard deviations. To achieve this, we equate 3σ to ζ , and consequently set the variance σ^2 of \mathcal{Y} to be $(\zeta/3)^2$.

3.2 Discrete word dropout probability

The ‘‘Denoising Autoencoder’’ or DAAE (Shen et al., 2020) considered discrete token-level perturbations such as token masking, substitution and deletion. We consider token deletion as discrete noise. Drop probability $p = 0.3$ is found to be the best in both their experiments and ours.

Token deletion is the only type of input perturbation that can alter the number of tokens in a sentence. Any continuous model for input noise cannot mathematically generalize the effects of this kind of discrete word dropout. Furthermore, during our experiments, we find that for some datasets, both discrete and continuous noise components are required to produce the overall best model. In such a case, we first perform token deletion and then subject the leftover token embeddings to perturbation. We refer to this generalized noise model as

[†]We also tried the uniform distribution with varying values for ζ

‘‘Embeddings-Perturbed Adversarial Autoencoder’’ or ‘‘EPAAE’’ parameterized by ζ and p .

4 Semantic Similarity in Latent Space Neighbourhoods

We contrast and compare the resultant latent space neighbourhoods of DAAEs and EPAAEs.

4.1 Preliminary reasoning

Here, we first investigate the question - *Does token deletion during training group truly put semantically similar sentences together in latent space Z ?*. Intuitively we can reason that the answer may be in the affirmative if the drop probability is small. For example, the sentences ‘‘The food was good’’ and ‘‘The food was superb’’ might get perturbed into a common version, i.e. ‘‘The food was’’ and therefore be mapped nearby in Z during training. As analysed and concluded in (Shen et al., 2020), latent neighbourhoods in the latent space of DAAEs successfully cluster sentences with high word overlap (low Levenshtein/Edit distance) together. However, the Levenshtein distance metric is not an accurate measure of the true semantic similarity between sentences. A pair of sentences with high word overlap might convey different ideas w.r.t the underlying style-based semantics of the dataset. For example, in the context of the Yelp dataset, the sentences ‘‘The food was good’’ and ‘‘The food was bad’’ are stylistically opposing (style being polarity in this case) and yet still get mapped close by in Z for DAAEs.

4.2 Testing the hypothesis with a Toy Dataset

We conduct specifically curated experiments on a synthetic dataset to verify our hypothesis that EPAAEs map stylistically similar sentences together.

Details of Toy dataset: Inspired by Yelp, each sentence in this dataset either represents a positive or negative sentiment. It also contains different sentiment independent components, such as the identity of the person and the subject of the review. Each sentence is of the format: ‘‘The *<identity_token>* said the *<subject_token>* is *<decision_token>*’’ where *identity*, *subject* and *decision* token classes are the only variable parameters in each sentence. The entire set of all permutations of these token classes forms the dataset. For example, the decision class is further subdivided into two subclasses, i.e. positive/negative sentiment,

Token Class	Sub Classes	Token Options
(0) Identity	(0) Male	boy, man, husband, boyfriend, waiter
	(1) Female	girl, woman, wife, girlfriend, waitress
(1) Subject	(0) Food	food, meal, dinner, breakfast, lunch, pasta, chicken
	(1) Others	service, staff, experience, atmosphere, location, place
(2) Decision	(0) Positive	good, great, excellent, decent, amazing, wonderful, reasonable
	(1) Negative	bad, worst, horrible, spicy, bland, expensive, disgusting, mediocre

Table 1: Structure of token classes and division of subclasses with token options used to create Toy Dataset

DAAE ($p = 0.3$)	L2 Norm	EPAAE ($\zeta = 3.0$)	L2 Norm
the man said the pasta is spicy	0	the man said the pasta is spicy	0
the man said the pasta is good	2.79	the man said the staff is spicy	2.62
the girl said the pasta is spicy	2.88	the man said the pasta is bad	2.69
the man said the pasta is wonderful	2.89	the man said the pasta is bland	2.77
the man said the service is spicy	3	the girl said the pasta is spicy	2.84
the man said the pasta is bad	3.02	the husband said the pasta is spicy	2.89

Table 2: Nearest Neighbour experiment performed on EPAAE and DAAE. Sentences in red indicate dissimilarity in semantics with respect to cluster center

each subclass containing 7 and 8 choosable tokens, respectively. The resultant dataset consisted of 1950 sentences. The details of the subclasses and the representative tokens inside each subclass are shown in Table 1. We produce output labels for each sentence by using a 3-bit representation, one bit for each of three token classes, where the values of each bit represent the token label subclass within that class. For example, a label of 5 is encoded as 101 corresponding to a sentence with *Female*, *Food* and *Negative* labels. There are $2^3 = 8$ labels in total labelled 0-7.

Qual. Analysis of Latent space. We consider two models, DAAE with token deletion probability $p = 0.3$ and EPAAE with $\zeta = 2.5$. Both models are initially pre-trained over the unlabelled Yelp dataset. The synthetic dataset is used during inference time only. We encode all 1950 sentences into their respective latent space vectors and use TSNE plots to visualise the latent space of each model (Figure 1). We pick a random *query* sentence, e.g.

Dataset	Model	Mean L2 Norm for Label Flip	Mean Hops for Label Flip
Toy Dataset	DAAE	5.725	14.979
	EPAAE	4.324	19.587
Yelp	DAAE	9.386	5.850
	EPAAE	8.211	6.513
SNLI	DAAE	9.794	3.185
	EPAAE	10.373	3.528
DNLI	DAAE	9.320	6.027
	EPAAE	11.681	4.882
SciTail	DAAE	10.224	5.750
	EPAAE	10.676	6.253
PP Removal	DAAE	8.195	6.722
	EPAAE	8.774	7.409
Tenses	DAAE	7.686	8.802
	EPAAE	10.924	5.426
Voices	DAAE	6.805	8.367
	EPAAE	9.657	8.726

Table 3: Quantitative metrics to capture model’s ability to preserve style-based semantics inside Latent Neighbourhoods. Bold indicates model with higher value for that corresponding metric in that specific dataset, which is suggestive of ability to better preserve style-based semantics.

“The man said the pasta is spicy”, and encode it into Z . We then retrieve the top five nearest encoding to the query and observe their decoded outputs to check for the preservation of style-based semantics (Table 2) around the query. We find that the EPAAE maps the latent neighbourhood such that stylistically similar (positive/negative sentiment in this context) are grouped. This is not the case with the DAAE, evident from Table 2 in which neighbours 1 and 3 have a differing sentiment from the query. This offers an explanation as to why the DAAE is not able to produce tightly confined clusters.

Quant. Analysis of Latent space. To further validate our hypothesis that EPAAEs better preserve style-based semantics in latent neighbours, we generate useful quantitative metrics over a k-nearest neighbours experiment, done on the test split across all datasets. We document these metrics in Table 3. Column 3 conveys the mean distance to the closest neighbour with the opposite label. Column 4 conveys the mean number of hops to reach to the closest neighbour with opposite labels. In all but a few datasets, the DAAE reports a smaller “mean hops for label flip”, supporting our hypothesis that stylistically dissimilar sentences are mapped closer together in the latent neighbour than our proposed model. We also see this trend mostly holds true for the “Mean L2 Norm for Label Flip” metric in Column 4 as well, providing further evidence to our hypothesis.

5 Setup, Datasets and Metrics

5.1 Experimental Setup

Baselines. This work focuses on simple denoising approaches for Unsupervised TST and subsequently constrains our choice of baselines to follow these criteria. We consider three other autoencoder based models for our experimentation, i.e. Denoising AAE (DAAE), Latent-Noised AAE (LAAE) and the β -VAE.

Hyperparameters and Setup. Details on hyperparameter selection can be found in A.2. Other common hyperparameters (detailed in A.1) related to encoder/decoder architectures remained identical across all models. Training is completely unsupervised, and labels are only used during inference time. Details on computation time, number of parameters and infrastructure used can be found in Appendix. E.

5.2 Datasets

In this section, we briefly describe the different kinds of datasets used for experimentation. Further details is provided in in Appendix C.

Complexity of Styles in Datasets: Current studies mainly focus on high-level styles to validate the approaches. To validate our hypothesis that the EPAAE can perform fine-grained style transfer due to semantics learnt from embeddings, we consider three tasks: sentiment, discourse and fine-grained text style transfer. As preprocessing, we remove non-essential special characters and lowercase all sentences. Except for the Yelp dataset, no pruning is done based on sentence length.

Sentiment Style Datasets: We use the preprocessed version from (Shen et al., 2017) of the Yelp dataset. The sentiment labels (positive, negative) were considered as style.

Discourse Style Datasets: To check for the model’s ability to alter the discourse or *flow of logic* between two sentences we make use of NLI datasets such as SNLI, DNLI, and Scitail. Each instance in the SNLI dataset (Bowman et al., 2015) consists of two sentences that either contradict, entail (agree) or are neutral towards each other. Similarly, the DNLI dataset (Welleck et al., 2019) consists of contradiction, entailment and neutrality labelled instances. Scitail (Khot et al., 2018) is an entailment dataset created from multiple-choice science exams and the web, in a two-sentence format similar to SNLI and DNLI. The first sentence is formed from a question and answer pair from

science exams and the second sentence is either a supporting (entailment) or non-supporting (neutrality) premise.

Fine-grained Style Datasets: The Style-PTB dataset (Lyu et al., 2021) consists of 21 styles/labels with themes ranging from syntax, lexical, semantic and thematic transfers as well as compositional transfers which consist of transferring more than one of the aforementioned fine-grained styles. To check whether the EPAAE can capture fine-grained styles better by leveraging its better organised latent space, we make use of three styles i.e. Tenses, Voices (Active or Passive) and Syntactic PP tag removal (PPR). In the Tenses dataset, each sentence is labelled with “Present”, “Past”, and “Future”. The Voices dataset contains “Active” and “Passive” voices labels and the PPR dataset contains “PP removed” and “PP not removed” labels.

5.3 Automatic Evaluation metrics

Evaluation for text style transfer includes checking for a) Style Transfer accuracy, b) Content preservation metrics and c) Fluency of output sentences. Recent studies show that automatic Evaluation metrics are still an open problem and can be gamed (Xu et al., 2020).

Style Transfer Measure: A pre-trained classifier is used to check the presence of the target label in the output sentence. (Mir et al., 2019) introduces the notion of checking the style transfer intensity apart from just the presence of the target label. While we find this notion intriguing, we wish to first accomplish the style transfer task convincingly for the current set of tasks before assuming a more complex metric.

Content Preservation: In recent work, we observe that models typically struggle more in content preservation and the ability to preserve the contextual meaning of the base sentence. The BLEU score alone does not suffice to correlate strongly with actual qualitative results. To truly validate our hypothesis that EPAAE’s are better able to preserve content better, we augment the bucket of standard content preservation metrics[‡]. Apart from the standard of using BLEU between sentences of source and target styles, we borrow evaluation techniques from fields similar to Text Style Transfer such as Machine Translation and Text Summarization, such as METEOR (Banerjee and Lavie, 2005),

[‡]To generate all our content preservation metrics, we use the nlg-eval package from: <https://github.com/Maluuba/nlg-eval>

ROUGE-L (Lin, 2004), CIDEr (Vedantam et al., 2015) which have been shown to correlate more strongly with human judgement. Following the study of (Sharma et al., 2017), in which they show BLEU does not necessarily correlate with human evaluations in dialogue response generation, we also adopt Embedding Average, Vector Extrema (Forgues et al., 2014) and Greedy matching score (Rus and Lintean, 2012).

Fluency of generations: Past work measures the perplexity using a pre-trained language model to gauge the fluency or grammatical correctness of the style transferred outputs. (Mir et al., 2019) argues such perplexity calculations for style transfer tasks may not necessarily correlate with a human judgement of fluency. Adversarial classifiers in the form of logistic regression networks are trained with the goal of distinguishing between human-produced and machine produced sentences. These classifiers are then used to score the naturalness of the output sentences. We follow this metric during our evaluation of fluency or naturalness [§]

6 Experiments

In this section, we look at the quantitative and quantitative results for the text style transfer task for four autoencoder models in seven datasets. We use the vector arithmetic method on latent space representations, inspired by (Mikolov et al., 2013) where it showed that word embeddings learnt can capture linguistic relationships using simple vector arithmetic. Analogous to the standard example where “King” - “Man” + “Woman” \approx “Queen”, we manipulate an arbitrary sentence encoding z_x of Style X to Style Y [¶]:

$$z_x = z_y + k \left(\frac{1}{N_y} \sum_{i=0}^{N_y} z_y^i - \frac{1}{N_x} \sum_{i=0}^{N_x} z_x^i \right) \quad (5)$$

where z_y^i, z_x^i denotes the latent vector of the i^{th} sentence in style y and x respectively and N_x and N_y represent the number of encoding present in the corpus for style x and y respectively. k is a scaling parameter used to control the style transfer strength.

[§]We use code and pretrained models from <https://github.com/passeul/style-transfer-model-evaluation> to measure naturalness.

[¶]Simply put, the difference of the means of all vectors in Style Y and X is computed and scaled by a factor k , then added to any arbitrary latent vector with style Y to convert it to style X.

The resultant latent vector is passed through the decoder to produce the output sentence.

6.1 Quantitative Analysis

TST accuracy, content preservation and naturalness were computed on the converted sentences (shown in Table 4, 5, 6). Content preservation metrics can be found from Column 4 onwards. We consider two versions of the EPAAE i.e. only continuous embedding noise, continuous embedding noise + token deletion, and find that in some cases a mixture of both is required for optimal performance. We find that a slightly lowered value p for the EPAAE combined with its optimal ζ parameter outperforms other models as well.

6.1.1 Sentiment TST

Table 4 summarises the results of TST on the Yelp dataset. On visual inspection, there appears to be a general tradeoff between TST% and content preservation metrics. For example, the β -VAE achieves the best TST% but suffers from bad content preservation capability. In this case, we observe that EPAAE ($\zeta = 2.0, p = 0.1$) has the best content preservation capabilities across all metrics and achieves a reasonable tradeoff of TST%=77.1 as well.

6.1.2 Discourse TST

Table 5 summarises the results on four NLI datasets. Similar to the sentiment task, we see that EPAAEs have the best content preservation capabilities as well as the naturalness metric. It achieves this while achieving a comparable TST% as well. β -VAE shows best TST% but again suffers in content preservation. DAAE also display reasonable TST% vs Content preservation tradeoffs but overall cannot match the tradeoffs achieved by EPAAEs. Human evaluations on the SNLI dataset (Table 8) confirm this as well. The TST% achieved by any model in any task peaks at only 60.4% compared to 81.9% in sentiment task, a significant difference that hints at the fact that the Discourse TST task might be intrinsically more complex than sentiment style. Future work that aims to increase performance on the NLI task will be beneficial.

6.1.3 Style-PTB TST

Table 6 summarises the results on three datasets from the Style-PTB benchmark. (Lyu et al., 2021) produces a hierarchy of styles based on transfer difficulty measured by the average token-level ham-

Model	Naturalness	TST Acc.	BLEU-2	METEOR	ROUGE-L	CIDER	Embedding Average	Vector Extrema	Greedy Matching Score
β -VAE ($\beta = 0.15$)	0.792	0.819	0.064	0.079	0.212	0.271	0.773	0.445	0.600
LAAE ($\lambda_1 = 0.05$)	0.763	0.782	0.056	0.072	0.182	0.232	0.756	0.436	0.583
DAAE ($p = 0.3$)	0.711	0.812	0.167	0.134	0.339	0.775	0.810	0.531	0.674
EPAAE ($\zeta = 2.0$)	0.822	0.749	0.142	0.125	0.320	0.609	0.800	0.491	0.651
EPAAE ($\zeta = 2.0, p = 0.3$)	0.708	0.808	0.193	0.145	0.368	0.838	0.824	0.542	0.688
EPAAE ($\zeta = 2.0, p = 0.1$)	0.718	0.771	0.218	0.170	0.396	1.017	0.827	0.571	0.707

Table 4: Quantitative results of TST experiments on Yelp Dataset

Dataset	Model	Naturalness	TST Acc.	BLEU-2	METEOR	ROUGE-L	CIDER	Embedding Average	Vector Extrema	Greedy Matching Score
SNLI	β -VAE ($\beta = 0.15$)	0.983	0.523	0.424	0.257	0.541	2.288	0.948	0.615	0.814
	LAAE ($\lambda_1 = 0.05$)	0.946	0.522	0.036	0.051	0.158	0.026	0.824	0.318	0.593
	DAAE ($p = 0.3$)	0.980	0.519	0.415	0.254	0.534	2.062	0.950	0.650	0.838
	EPAAE ($\zeta = 2.5$)	0.979	0.480	0.534	0.316	0.655	3.615	0.958	0.688	0.857
	EPAAE ($\zeta = 2.5, p = 0.3$)	0.983	0.513	0.388	0.240	0.504	1.783	0.948	0.626	0.826
	EPAAE ($\zeta = 2.5, p = 0.1$)	0.978	0.511	0.461	0.281	0.582	2.492	0.953	0.674	0.854
DNLI	β -VAE ($\beta = 0.15$)	0.927	0.578	0.243	0.144	0.356	0.654	0.905	0.503	0.722
	LAAE ($\lambda_1 = 0.05$)	0.935	0.604	0.205	0.128	0.319	0.384	0.897	0.475	0.704
	DAAE ($p = 0.3$)	0.933	0.597	0.416	0.237	0.522	2.269	0.934	0.616	0.803
	EPAAE ($\zeta = 2.5$)	0.939	0.513	0.440	0.253	0.557	2.573	0.943	0.635	0.818
	EPAAE ($\zeta = 2.5, p = 0.3$)	0.927	0.574	0.397	0.225	0.506	2.064	0.933	0.606	0.798
	EPAAE ($\zeta = 2.5, p = 0.1$)	0.934	0.579	0.457	0.260	0.559	2.912	0.941	0.636	0.636
Scitail	β -VAE ($\beta = 0.15$)	0.770	0.570	0.095	0.065	0.173	0.142	0.796	0.387	0.643
	LAAE ($\lambda_1 = 0.05$)	0.832	0.497	0.196	0.124	0.287	0.752	0.874	0.489	0.712
	DAAE ($p = 0.3$)	0.792	0.454	0.325	0.199	0.413	1.560	0.913	0.611	0.805
	EPAAE ($\zeta = 2.5$)	0.839	0.422	0.367	0.222	0.471	2.022	0.930	0.647	0.827
	EPAAE ($\zeta = 2.5, p = 0.3$)	0.813	0.495	0.276	0.171	0.355	1.241	0.906	0.560	0.770
	EPAAE ($\zeta = 2.5, p = 0.1$)	0.827	0.440	0.352	0.215	0.455	1.931	0.932	0.635	0.818

Table 5: Quantitative results of TST experiments on NLI datasets

ming distance between the base and converted sentence. According to this hierarchy Tense inversion, PP removal/addition and Voice change are labelled in ascending order as easy, medium and hard respectively. Our results seem to partially validate this observation, in that the max TST% is obtained on the Tenses dataset (100%). Generally speaking, we also observe that TST has much better performance on fine-grained Style-PTB datasets than sentiment and discourse styles. Similar to before, the EPAAE shows best content preservation at competitive values of TST% as well.

It is also noteworthy to consider the direction of style transfer, particularly in the case of complex styles such as Discourse styles present in NLI datasets. Results and analysis on direction-specific metrics for Discourse TST are presented in Appendix B.2.2.

6.2 Qualitative Analysis

Samples of Output. For qualitative analysis, sample outputs by DAAE and EPAAE for the Yelp, SNLI and Tenses dataset are given in Table B.4. For a full list of qualitative examples on all datasets along with setup details, please refer to Appendix B.2.1.

Varying k for Fine-Grained TST. By varying the value of k in Equation 5, it is possible to finely control the strength of Text Style transfer. We show

examples of this for the Yelp (Table B.9) and the SNLI (Table 7) dataset, for the baseline DAAE ($p = 0.3$) and the proposed model EPAAE. For the proposed EPAAE model, the best performing models (specifically in content preservation metrics) were chosen i.e. $\zeta = 2.0, p = 0.1$ for the Yelp dataset and $\zeta = 2.5$ for the SNLI dataset. The chosen qualitative examples highlight the EPAAEs slight superiority in performing fine-grained TST compared to the baseline.

Smooth Interpolation. Sentence interpolation experiments are reported in Appendix B.1, in which latent space points in an interpolation along a specific direction are decoded to gauge the smoothness of the space and its ability to generate coherent sentences

6.3 Human Evaluations

Each human annotator was given a set of base sentences and asked to vote for which model produced the most appropriate corresponding style inverted sentences. Please refer to Appendix A.3 for full details on the setup. Results are shown in Table 8. We observe that the proposed EPAAE model was overall more preferred across all three chosen datasets. This margin was most significant in the case of the SNLI dataset.

Dataset	Model	Naturalness	TST Acc.	BLEU-2	METEOR	ROUGE-L	CIDER	Embedding Average	Vector Extrema	Greedy Matching Score
Voices	β -VAE ($\beta = 0.15$)	0.779	0.985	0.144	0.108	0.204	0.728	0.765	0.426	0.593
	LAAE ($\lambda_1 = 0.05$)	0.789	0.988	0.095	0.080	0.162	0.426	0.746	0.390	0.560
	DAAE ($p = 0.3$)	0.783	0.981	0.243	0.182	0.300	1.488	0.811	0.523	0.670
	EPAAE ($\zeta = 2.5$)	0.806	0.993	0.176	0.134	0.260	0.919	0.795	0.468	0.634
	EPAAE ($\zeta = 2.5, p = 0.3$)	0.785	0.975	0.174	0.133	0.237	0.978	0.777	0.457	0.616
	EPAAE ($\zeta = 2.5, p = 0.1$)	0.796	0.991	0.253	0.187	0.318	1.491	0.819	0.532	0.681
PPR	β -VAE ($\beta = 0.15$)	0.735	0.949	0.197	0.202	0.391	1.291	0.808	0.536	0.706
	LAAE ($\lambda_1 = 0.05$)	0.748	0.940	0.149	0.143	0.302	0.846	0.772	0.467	0.643
	EPAAE ($p = 0.3$)	0.730	0.948	0.261	0.279	0.486	1.797	0.842	0.615	0.774
	EPAAE ($\zeta = 2.5$)	0.757	0.932	0.282	0.283	0.510	1.982	0.857	0.631	0.789
	EPAAE ($\zeta = 2.5, p = 0.3$)	0.728	0.955	0.236	0.257	0.448	1.586	0.829	0.585	0.749
	EPAAE ($\zeta = 2.5, p = 0.1$)	0.747	0.938	0.293	0.301	0.525	2.105	0.861	0.645	0.799
Tenses	β -VAE ($\beta = 0.15$)	0.803	0.999	0.110	0.089	0.198	0.513	0.766	0.403	0.583
	LAAE ($\lambda_1 = 0.05$)	0.807	1.000	0.086	0.072	0.169	0.388	0.749	0.377	0.563
	DAAE ($p = 0.3$)	0.774	0.999	0.263	0.200	0.363	1.684	0.822	0.540	0.686
	EPAAE ($\zeta = 2.5$)	0.798	1.000	0.358	0.274	0.483	2.305	0.861	0.631	0.757
	EPAAE ($\zeta = 2.5, p = 0.3$)	0.776	0.999	0.302	0.234	0.408	2.023	0.834	0.574	0.711
	EPAAE ($\zeta = 2.5, p = 0.1$)	0.785	1.000	0.339	0.254	0.456	2.279	0.852	0.604	0.739

Table 6: Quantitative results of TST experiments on Style-PTB datasets

	DAAE ($p = 0.3$)	EPAAE ($\zeta = 2.0, p = 0.1$)
Input	the dog sits by a snowdrift . a dog out in the snow	the dog sits by a snowdrift . a dog out in the snow
$k = 1$	the dog stands in the snow . a dog stands in the snow	the dog sits under a fallen tree dog . a dog resting in the snow
$k = 1.5$	the dog stands in the snow . a dog swims in the snow	the dog sits under a fallen tree dog . a dog resting in the snow
$k = 2$	the dog stands in the snow . a dog swims in the snow	the dog sits under a fallen tree dog . a dog resting in the snow
$k = 2.5$	the dog stands in the snow . a dog swims in the snow	the dog sits under a fallen tree dog . a dog resting in the snow at the porch
$k = 3$	the dog leaps across the snow . a dog swims in the snow in the snow	the dog sits under a fallen tree dog . a dog resting in the snow at the porch
Input	a man enjoys some extravagant artwork . a man is making art	a man enjoys some extravagant artwork . a man is making art
$k = -1$	a man makes a strange art that says unk . a man is making clothing	a man examines an art unk stall . a man is making art
$k = -1.5$	a man makes a strange art that says unk . a man is making clothing	a man examines an art unk by . a man is making art
$k = -2$	a man makes a strange art that says unk . a man is making clothing	a man examines an art unk by . a man is making art
$k = -2.5$	a man makes a strange art that says art . a man is making clothing	a man examines an art gallery unk . a man is making art
$k = -3$	a man makes a strange art that says art . a man is making clothing	a man examines an art gallery unk . a man is making art

Table 7: Qualitative examples of Fine-grained TST on the SNLI Dataset (Entailment to Contradiction)

Dataset	DAAE better	EPAAE better	Both Good	Both Bad	No Agreement
Yelp	34	47	16	75	28
SNLI	52	90	4	35	19
Tenses	45	59	17	63	16

Table 8: Human Evaluations for Text Style Transfer on Yelp, SNLI and Tenses datasets. Bold indicates model with highest votes

7 Conclusion

We introduce the ‘‘Embedding Perturbed AAE’’ or EPAAE and show that it best captures underlying style-based semantic features in the latent space in an unsupervised manner compared to its baselines. By inducing robust latent space organization through embedding perturbation in an unsupervised manner, we also demonstrate the possibility of fine-grained TST, where we can control the strength of the target style. Using a diverse set of datasets with varying formulations and complexities of style, we empirically that EPAAE performs overall best in the text style transfer task, particularly in its ability to preserve style-independent content across all datasets.

8 Future Work and Limitations

Regarding work in TST. We wish to augment existing state of the art methods with embedding perturbation to check if doing so aids performance. We see degrading TST performance in the Entailment to Contradiction Task across all models. Future work will focus on methods to improve this task.

Generally. It is also interesting to further analyse the effects of embedding perturbation to latent representations and resultant properties. A theoretical analysis would be beneficial to cement the use of embedding perturbation in a more general setting. There also remain more important questions that need answering for, e.g. ‘‘What if you apply continuous perturbation to hidden states instead of embeddings?’’, ‘‘What is the relation between this type of perturbation and techniques like dropout?’’. We wish to explore these important questions in the future.

9 Ethics Statement

Any TST model can be used for nefarious purposes, e.g. performing a ‘‘Non-toxic to toxic’’ modification of text in a real-world setting and

causing social harm. Therefore, it is important we keep in mind a code of ethics (e.g. <https://www.acm.org/code-of-ethics>) for usage, research and development in this type of research. We have made all our code open-source and provided all details of experimentation and implementation to the best of our knowledge.

10 Acknowledgements

We would like to thank the reviewers whose feedback we believe substantially increased the quality of this work. We would like to thank the human annotators for their participation.

References

- Satanjeev Banerjee and Alon Lavie. 2005. **METEOR: An automatic metric for MT evaluation with improved correlation with human judgments**. In *Proceedings of the ACL Workshop on Intrinsic and Extrinsic Evaluation Measures for Machine Translation and/or Summarization*, pages 65–72, Ann Arbor, Michigan. Association for Computational Linguistics.
- Yu Bao, Hao Zhou, Shujian Huang, Lei Li, Lili Mou, Olga Vechtomova, Xin-yu Dai, and Jiajun Chen. 2019. **Generating sentences from disentangled syntactic and semantic spaces**. In *Proceedings of the 57th Annual Meeting of the Association for Computational Linguistics*, pages 6008–6019, Florence, Italy. Association for Computational Linguistics.
- Samuel R. Bowman, Gabor Angeli, Christopher Potts, and Christopher D. Manning. 2015. **A large annotated corpus for learning natural language inference**. In *Proceedings of the 2015 Conference on Empirical Methods in Natural Language Processing*, pages 632–642, Lisbon, Portugal. Association for Computational Linguistics.
- Samuel R. Bowman, Luke Vilnis, Oriol Vinyals, Andrew Dai, Rafal Jozefowicz, and Samy Bengio. 2016. **Generating sentences from a continuous space**. In *Proceedings of The 20th SIGNLL Conference on Computational Natural Language Learning*, pages 10–21, Berlin, Germany. Association for Computational Linguistics.
- Mingda Chen, Qingming Tang, Sam Wiseman, and Kevin Gimpel. 2019. **A multi-task approach for disentangling syntax and semantics in sentence representations**. In *Proceedings of the 2019 Conference of the North American Chapter of the Association for Computational Linguistics: Human Language Technologies, Volume 1 (Long and Short Papers)*, pages 2453–2464, Minneapolis, Minnesota. Association for Computational Linguistics.
- Antonia Creswell and Anil Anthony Bharath. 2019. **Denosing adversarial autoencoders**. *IEEE Transactions on Neural Networks and Learning Systems*, 30(4):968–984.
- Gabriel Forgues, Joelle Pineau, Jean-Marie Larchevêque, and Réal Tremblay. 2014. **Bootstrapping dialog systems with word embeddings**. In *Nips, modern machine learning and natural language processing workshop*, volume 2.
- Zhenxin Fu, Xiaoye Tan, Nanyun Peng, Dongyan Zhao, and Rui Yan. 2018. **Style transfer in text: Exploration and evaluation**. *Proceedings of the AAAI Conference on Artificial Intelligence*, 32(1).
- Vineet John, Lili Mou, Hareesh Bahuleyan, and Olga Vechtomova. 2019. **Disentangled representation learning for non-parallel text style transfer**. In *Proceedings of the 57th Annual Meeting of the Association for Computational Linguistics*, pages 424–434, Florence, Italy. Association for Computational Linguistics.
- Tushar Khot, Ashish Sabharwal, and Peter Clark. 2018. **Scitail: A textual entailment dataset from science question answering**. *Proceedings of the AAAI Conference on Artificial Intelligence*, 32(1).
- Diederik P. Kingma and Max Welling. 2014. **Auto-encoding variational bayes**. In *2nd International Conference on Learning Representations, ICLR 2014, Banff, AB, Canada, April 14-16, 2014, Conference Track Proceedings*.
- Kalpesh Krishna, John Wieting, and Mohit Iyyer. 2020. **Reformulating unsupervised style transfer as paraphrase generation**. In *Proceedings of the 2020 Conference on Empirical Methods in Natural Language Processing (EMNLP)*, pages 737–762, Online. Association for Computational Linguistics.
- Dongkyu Lee, Zhiliang Tian, Lanqing Xue, and Nevin L. Zhang. 2021. **Enhancing content preservation in text style transfer using reverse attention and conditional layer normalization**. In *Proceedings of the 59th Annual Meeting of the Association for Computational Linguistics and the 11th International Joint Conference on Natural Language Processing (Volume 1: Long Papers)*, pages 93–102, Online. Association for Computational Linguistics.
- Juncen Li, Robin Jia, He He, and Percy Liang. 2018. **Delete, retrieve, generate: a simple approach to sentiment and style transfer**. In *Proceedings of the 2018 Conference of the North American Chapter of the Association for Computational Linguistics: Human Language Technologies, Volume 1 (Long Papers)*, pages 1865–1874, New Orleans, Louisiana. Association for Computational Linguistics.
- Chin-Yew Lin. 2004. **ROUGE: A package for automatic evaluation of summaries**. In *Text Summarization Branches Out*, pages 74–81, Barcelona, Spain. Association for Computational Linguistics.

- Dayiheng Liu, Jie Fu, Yidan Zhang, Chris Pal, and Jiancheng Lv. 2020. [Revision in continuous space: Unsupervised text style transfer without adversarial learning](#). *Proceedings of the AAAI Conference on Artificial Intelligence*, 34(05):8376–8383.
- Yiwei Lyu, Paul Pu Liang, Hai Pham, Eduard Hovy, Barnabás Póczos, Ruslan Salakhutdinov, and Louis-Philippe Morency. 2021. [StylePTB: A compositional benchmark for fine-grained controllable text style transfer](#). In *Proceedings of the 2021 Conference of the North American Chapter of the Association for Computational Linguistics: Human Language Technologies*, pages 2116–2138, Online. Association for Computational Linguistics.
- Alireza Makhzani, Jonathon Shlens, Navdeep Jaitly, and Ian J. Goodfellow. 2015. [Adversarial autoencoders](#). *CoRR*, abs/1511.05644.
- Eric Malmi, Aliaksei Severyn, and Sascha Rothe. 2020. [Unsupervised text style transfer with padded masked language models](#). In *Proceedings of the 2020 Conference on Empirical Methods in Natural Language Processing (EMNLP)*, pages 8671–8680, Online. Association for Computational Linguistics.
- Tomas Mikolov, Wen-tau Yih, and Geoffrey Zweig. 2013. [Linguistic regularities in continuous space word representations](#). In *Proceedings of the 2013 Conference of the North American Chapter of the Association for Computational Linguistics: Human Language Technologies*, pages 746–751, Atlanta, Georgia. Association for Computational Linguistics.
- Remi Mir, Bjarke Felbo, Nick Obradovich, and Iyad Rahwan. 2019. [Evaluating style transfer for text](#). In *Proceedings of the 2019 Conference of the North American Chapter of the Association for Computational Linguistics: Human Language Technologies, Volume 1 (Long and Short Papers)*, pages 495–504, Minneapolis, Minnesota. Association for Computational Linguistics.
- Shrimai Prabhumoye, Yulia Tsvetkov, Ruslan Salakhutdinov, and Alan W Black. 2018. [Style transfer through back-translation](#). In *Proceedings of the 56th Annual Meeting of the Association for Computational Linguistics (Volume 1: Long Papers)*, pages 866–876, Melbourne, Australia. Association for Computational Linguistics.
- Colin Raffel, Noam Shazeer, Adam Roberts, Katherine Lee, Sharan Narang, Michael Matena, Yanqi Zhou, Wei Li, and Peter J. Liu. 2020. [Exploring the limits of transfer learning with a unified text-to-text transformer](#). *Journal of Machine Learning Research*, 21(140):1–67.
- Machel Reid and Victor Zhong. 2021. [LEWIS: Levenshtein editing for unsupervised text style transfer](#). In *Findings of the Association for Computational Linguistics: ACL-IJCNLP 2021*, pages 3932–3944, Online. Association for Computational Linguistics.
- Parker Riley, Noah Constant, Mandy Guo, Girish Kumar, David Uthus, and Zarana Parekh. 2021. [TextSETTR: Few-shot text style extraction and tunable targeted restyling](#). In *Proceedings of the 59th Annual Meeting of the Association for Computational Linguistics and the 11th International Joint Conference on Natural Language Processing (Volume 1: Long Papers)*, pages 3786–3800, Online. Association for Computational Linguistics.
- Paul K. Rubenstein, Bernhard Schölkopf, and Ilya O. Tolstikhin. 2018. [On the latent space of wasserstein auto-encoders](#). *ArXiv*, abs/1802.03761.
- Vasile Rus and Mihai Lintean. 2012. [A comparison of greedy and optimal assessment of natural language student input using word-to-word similarity metrics](#). In *Proceedings of the Seventh Workshop on Building Educational Applications Using NLP*, pages 157–162, Montréal, Canada. Association for Computational Linguistics.
- Shikhar Sharma, Layla El Asri, Hannes Schulz, and Jeremie Zumer. 2017. [Relevance of unsupervised metrics in task-oriented dialogue for evaluating natural language generation](#). *CoRR*, abs/1706.09799.
- Tianxiao Shen, Tao Lei, Regina Barzilay, and Tommi Jaakkola. 2017. [Style transfer from non-parallel text by cross-alignment](#). In *Proceedings of the 31st International Conference on Neural Information Processing Systems, NIPS’17*, page 6833–6844, Red Hook, NY, USA. Curran Associates Inc.
- Tianxiao Shen, Jonas Mueller, Regina Barzilay, and Tommi Jaakkola. 2020. [Educating text autoencoders: Latent representation guidance via denoising](#). *ICML’20*. JMLR.org.
- I. Tolstikhin, O. Bousquet, S. Gelly, and B. Schölkopf. 2018. [Wasserstein auto-encoders](#). In *6th International Conference on Learning Representations (ICLR)*.
- Ramakrishna Vedantam, C. Lawrence Zitnick, and Devi Parikh. 2015. [Cider: Consensus-based image description evaluation](#). *2015 IEEE Conference on Computer Vision and Pattern Recognition (CVPR)*, pages 4566–4575.
- Pascal Vincent, H. Larochelle, Yoshua Bengio, and Pierre-Antoine Manzagol. 2008. [Extracting and composing robust features with denoising autoencoders](#). In *ICML ’08*.
- Sean Welleck, Jason Weston, Arthur Szlam, and Kyunghyun Cho. 2019. [Dialogue natural language inference](#). In *Proceedings of the 57th Annual Meeting of the Association for Computational Linguistics*, pages 3731–3741, Florence, Italy. Association for Computational Linguistics.
- Peng Xu, Jackie Chi Kit Cheung, and Yanshuai Cao. 2020. [On variational learning of controllable representations for text without supervision](#). In *Proceedings of the 37th International Conference on Machine Learning, ICML’20*. JMLR.org.

Zichao Yang, Zhiting Hu, Chris Dyer, Eric P Xing, and Taylor Berg-Kirkpatrick. 2018. [Unsupervised text style transfer using language models as discriminators](#). In *Advances in Neural Information Processing Systems*, volume 31. Curran Associates, Inc.

Appendix

A Additional details on Text Style Transfer Experiments

A.1 Model Architecture

All baseline models were trained with all underlying architectures apart from their individual objective losses. Bi-directional GRUs were used for the encoder and decoder with input embeddings of size 300, a hidden representation of size 256 and a latent space of size 128. For all models using AAEs as the underlying autoencoder, the discriminator was a single-layered perceptron with 512 units. The ADAM optimiser with β_1, β_2 as 0.5, 0.999 and a learning rate of 0.001. All models were trained for 30 epochs as any more training steps caused the reconstruction loss to dominate and decrease overall performance on the TST task. All input perturbations were disabled in inference time.

A.2 Hyperparameter Selection

For the hyperparameters p , λ_l , and β for the DAAE, LAAE and β -VAE, we fixed the values as 0.3, 0.05, 0.15 respectively. This decision was aligned with the results in [Shen et al. \(2020\)](#), which showed that these values produced the best reconstruction vs BLEU trade-off. We found this to be the case during subjective manual testing as well. λ_{adv} was set to 10 for all models having AAEs as the underlying architecture. For EPAAE, we found that $\zeta \in [2.0, 3.0]$ overall showed the best results across all datasets. Therefore a manual search around this range was conducted to determine the optimal ζ for each dataset.

A.3 Human Evaluations

TST outputs of two models, the baseline DAAE and the proposed EPAAE model, on the Yelp, SNLI and Tenses dataset were considered. The best performing EPAAE was chosen according to the results in [Table 4, 5 and 6](#), particularly with respect to the content preservation metrics (Since TST% were similar across all models). Two hundred sentences (hundred from each base style) were randomly sampled from the test split of each dataset and style inverted (with scaling factor $k = 2$). Six hundred

instances (each instance being a base and converted sentence pair) were equally split between three human evaluators. Each evaluator was given the task of labelling all two hundred instances from each dataset. The models were anonymous to evaluators and randomly named as "Model 1" and "Model 2". Each instance was to be labelled by an evaluator with four possible decision outcomes, i.e. "1 is best", "2 is best", "All are bad" and "All are good". For each instance, the majority of three votes from each of the three annotators were taken as the final decision for that corresponding instance. Instances without a majority were marked as "NA". The evaluation guidelines was formulated to consider which model a) successfully transferred the target style b) preserved the style-independent content and c) was overall fluent and grammatically coherent.

B Additional Experiments:

B.1 Sentence Interpolation in Latent Space - Qualitative Examples

We perform sentence interpolation using DAAE and EPAAE, starting from the same input sentence, incrementally moving along the same direction in the latent space in five fixed-size steps. We see that both the baseline and proposed model are able to produce fluent and coherent sentences, indicative of a smoothly populated latent space.

B.2 Text Style Transfer

B.2.1 Qualitative Examples

TST with scaling factor $k = 2$ was performed on DNLI, Scitail datasets as seen in [B.5](#) and [B.6](#) respectively. Similarly, it was also performed on Voices and PP Removal datasets from the Style-PTB benchmark as shown in [B.7](#) and [B.8](#) respectively. The proposed model for each dataset, was chosen to be the EPAAE with best performance in the content preservation metrics (shown in [Table 4, 5 and 6](#)). Samples were specifically selected in which at least one of the models was able to generate the ideal, style converted sentence with near-perfect content preservation and coherence. This was done by human evaluators, where both the models were anonymized.

B.2.2 Direction specific Discourse Transfer metrics

Particularly in the case of Discourse Style, it is natural to speculate that the difficulty of style transfer might be sensitive to the direction i.e.

two blond women are hugging one another the women are sleeping	two blond women are hugging one another the women are sleeping
two blond women are hugging one another the women are sleeping	two blond women are hugging one another the women are sleeping
three dogs affectionately playing the dogs are sleeping	three dogs affectionately playing the dogs are sleeping
two dogs are playing and wrestling with each other two cats are chasing each other through the house	two dogs are playing and wrestling with each other two cats are chasing each other through the house
two men in wheelchairs crash and they reach for the ball the men are sleeping	two men in wheelchairs crash and they reach for the ball the men are sleeping
three dogs in different shades of brown and white biting and licking each other the dogs are fighting	three dogs in different shades of brown and white biting and licking each other the dogs are fighting

Table B.1: Sentence Interpolation on sentence from SNLI dataset (**Left:** EPAAE, **Right:** DAAE)

the report will follow five consecutive declines	the report will follow five consecutive declines
the report will follow five consecutive declines	the report will follow five consecutive declines
the report will follow five consecutive declines in full monthly figures	the report follows five consecutive declines
the report followed five consecutive declines	the report followed five consecutive declines
the report follows five consecutive declines	the report will follow five consecutive declines in full monthly figures
the index hits its low 20297 off 2042 points	the report follows five consecutive declines in full monthly figures

Table B.2: Sentence Interpolation performed on the **Voices** dataset (**Left:** EPAAE, **Right:** DAAE)

the soviets had a world leading space program the guests noted	the soviets had a world leading space program the guests noted
the soviets had a world leading space program the guests noted	the soviets had a world leading space program the guests noted
the challengers had a big price advantage	the plant had a hairy stem that produced flowers and diminutive seeds
the expansion set off a marketing war	the japanese used 00 of the world s ivory
the uaw was seeking a hearing by the full 14 judge panel	the diplomat added that mr krenz had several things going for him
total return was price changes plus interest income	the japanese used 40 of the world s ivory

Table B.3: Sentence Interpolation performed on the **Tenses** dataset (**Left:** EPAAE, **Right:** DAAE)

Yelp		Negative to Positive		Positive to Negative	
Base	i had high hopes and they simply could n't have fallen farther	probably wo n't stay here again	the food is always flavorful and filling	food was excellent and service was fast	
Converted (DAAE)	the italian flavors and amazing and all really impressive !	certainly here !	the food is not cooked and it was appealing .	food was not the waitress and was slow .	
Converted (EPAAE)	i had great prices and everything is exquisite !	definitely stay here !	the food is n't just extremely bland .	food was ok. service was slow and disappointed	
SNLI		Entailment to Contradiction		Contradiction to Entailment	
Base	a man and lady standing on a seesaw at a park . a man and woman are on a seesaw outside	a dog is jumping through the water . the animal is in the water	a young child in a green shirt is on a carousel . the young child is wearing a blue shirt	three people shopping in an isle in a foreign grocery store . three people look at clothes in the mall	
Converted (DAAE)	a man and a woman are on a seesaw at a beach. a man and woman are on a seesaw	a dog is running through the water the animal is running through the water	a young child in a blue shirt is wearing a red shirt and a blue hat a child is on a swing	three people in shopping carts in a shopping mall. three people shopping in a store	
Converted (EPAAE)	a man and a woman are sitting on a seesaw at a park. a man and a woman are sitting on a couch	a dog is jumping through the water the animal is flying through the air	a young child in a red shirt is on a green slide. the child is wearing a shirt	three people shopping in a shopping mall in a foreign city. three people shopping in the mall	
Tenses		Future to Past		Past to Future	
Base	miller brewing co and general motors will be included by clients	i will see a possibility of going to 2200 this month	spiegel was 80 controlled	mr deaver had reopened a public relations business	
Converted (DAAE)	miller brewing co and general motors were included	i was a math major but i was going at this	42 will be advanced	mr breeden will not be public relations business will say	
Converted (EPAAE)	miller brewing co and general motors was included by clients	i saw a possibility of going to 2200 this year	spiegel will be 80 controlled	mr deaver will have reopened a public relations business	

Table B.4: Qualitative examples of TST task by DAAE and EPAAE on Yelp, SNLI and Tenses dataset

DNLI				
Models	Entailment to Contradiction		Contradiction to Entailment	
	Example 1	Example 2	Example 1	Example 2
Base	i work in a cubicle . i have a hectic job	i have 3 kids . i am the proud parent of 2 boys and 1 girl	i work as a contractor for a cab company . i am a travel agent	i am a ballet dancer . i work as a trauma surgeon
DAAE	i work as a cashier in a supermarket . i am a cashier	i have a wife and two kids . i am a proud us sailor	i work for a online company . i do not have a job	i am a ballet dancer . i work at home editing
EPAAE	i work in a cubicle . i am a skilled craftsman	i have 3 kids . i am a proud mother of two	i work for a cab company . i have been working for many years	i am a ballet dancer . i took ballet lessons when i was a kid

Table B.5: TST task performed on DNLI dataset

Scitail				
Models	Entailment to Neutrality		Neutrality to Entailment	
	Example 1	Example 2	Example 1	Example 2
Base	most amphibians such as frogs live part of their lives on land and return to water to breed . frogs are amphibians that live part of the time in fresh water and live rest of the time on land	reptiles are found on every continent worldwide with the exception of the polar antarctica . modern members of the reptiles group live in many different habitats and are found on every continent except antarctica	respiratory rate is 40 150 breaths per minute . the normal respiratory rate per minute in adult humans is 12 18 breaths	and was the goddess of earth and sky moon and sun . the sun and the moon appear to be about the same size in the sky because the moon is smaller in diameter and is closer to earth than the sun
DAAE	most amphibians have dual habitats and the remainder on land and live in the first decade of fish and live in the first living things have the time of fresh water and live rest	many species are the most common ancestor in the unk of the same species of birds and mammals have the same species of birds	cardiac output is the amount of breaths per minute the normal respiratory rate per minute the normal respiratory rate per minute in adult humans is 12 18 breaths	the sun and the moon is the closest planet to the sun and the moon is the closest planet to the sun the sun is the closest star
EPAAE	most species live on land and breed on land frogs are amphibians that live part of the time to live in the ocean	reptiles are found on every continent except antarctica the majority of species live in the pacific continent except antarctica and birds are found on every continent except antarctica	respiratory rate is a series of breaths per minute in the normal respiratory rate per minute in adult humans is 12 18 breaths	earth and moon is about 400 times of the earth and that it is about 400 times of the sun and the moon appear to be about the same size in the sky because

Table B.6: TST task performed on the SciTail dataset

Voices				
Models	Active to Passive		Passive to Active	
	Example 1	Example 2	Example 1	Example 2
Base	he will make his remarks to a plo gathering in baghdad	accounting problems will raise more knotty issues	one stuck to old line business traditions while the change was embraced by the other	the only time it is had by the violin is right at the end
DAAE	he will be told by him as a sewage treatment plant he will say	transportation services will be provided by accounting problems	outside i spotted two young exchange the company s own microprocessor said	the soviets eavesdropping pays off however because the contract they say
EPAAE	his remarks will be made by him from a plo gathering in baghdad	more knotty issues will be raised by accounting problems	one stuck to old line business traditions while the other embraced the change	the only time the violin has it s right to the end

Table B.7: TST task performed on Voices dataset

PP				
Models	PP Removal		Information Addition	
	Example 1	Example 2	Example 1	Example 2
Base	the problems will be magnified by the june killings	the senate will not vote on six lesser charges	membership will have since swelled	the dispute will pit two groups
DAAE	the problems will be	the senate will come	membership will have since swelled to between 20 of smaller creditors	the dispute will pit two groups of claimants against each other of each other
EPAAE	the problems will be magnified	the senate will not vote	membership will have since swelled to at least 21 since friday	the dispute will pit two groups of claimants against the two of japan

Table B.8: TST task performed on PP dataset

	DAAE ($p = 0.3$)	EPAAE ($\zeta = 2.0, p = 0.1$)
Input	very disappointed they ran out of average things in the menu	very disappointed they ran out of average things in the menu
$k = 1$	very nice and ran out of the food !	very disappointed and all in out of the menu .
$k = 1$	very nice and varied with the quality menu !	very disappointed and all great flavors in the menu .
$k = 2$	very nice and varied selection of food !	very prepared and great flavors in the menu .
$k = 2.5$	very nice locally and varied menu ! !	very delicious flavors and great flavors in the
$k = 3$	very great selection and great seafood !	very delicious flavors and great fish selections .
Input	food was excellent and service was fast	food was excellent and service was fast
$k = -1$	food was excellent and the service was fast	food was excellent and service was fast .
$k = -1.5$	food was excellent and the service was fast .	food was excellent and service was fine but service
$k = -2$	food was not the waitress and was slow .	food was undercooked and service was fine but delivery .
$k = -2.5$	it was not the waitress , but was slow .	food was undercooked and service was not fine at food .
$k = -3$	it was not ignored the service , but was slow .	!

Table B.9: Qualitative examples of Fine-grained TST on the Yelp Dataset

is it Contradiction/Neutrality to Entailment or vice versa. Intuitively, this makes sense as the Entailment to Contradiction/Neutrality tasks can be achieved simply by randomly editing either the subject or predicate or both, in any one sentence, to trigger a contradiction/neutrality between the two. However, in the reverse task, the edited part must be carefully chosen to precisely match the context of the other sentence to trigger entailment.

To analyze this, direction-specific quantitative metrics for Discourse TST are conducted for the SNLI (B.10), DNLI (B.11) and SciTail (B.12) datasets. We notice a disparity in performances in fact, does exist, mainly highlighted by the differences in the TST% metric. This sensitivity to direction is present in all models across all datasets but is most significant in the SNLI dataset in which TST% goes as low as 20.6% for the Contradiction to Entailment task and as high as 83.7% for the opposite task. Future work can focus on trying to specifically improve the Contradiction to Entailment task, as doing so will be a measure of a model’s ability to detect and carefully align the content of one sentence to match another.

C Details on Datasets

Here we provide some additional details of all the datasets used in this work.

Complexity of Styles in Datasets: As discussed in Section 5.2, we consider three tasks- sentiment, discourse and fine-grained text style transfer. As preprocessing, we remove non-essential special characters and lowercase all sentences. Except for the Yelp dataset, no pruning is done based on sentence length. The vocab size during training was limited at 25k unless mentioned otherwise.

Sentiment Style Datasets: We use the preprocessed version from (Shen et al., 2017) of the Yelp

dataset. It contains 200k, 10k, 10k sentences in the train, dev and test split respectively. The sentiment labels (positive, negative) were considered as style.

Discourse Style Datasets: We used three NLI datasets - SNLI, DNLI, and Scitail. Each instance in the SNLI dataset (Bowman et al., 2015) consists of two sentences. These sentences either contradict, entail (agree) or are neutral towards each other. The resultant dataset contained 341k, 18k, 18k in the train, dev, test splits respectively. The DNLI dataset (Welleck et al., 2019) consists of contradiction, entailment and neutrality labelled instances instead in the form of a first-person dialogue like representation. The dataset contains 208k, 11k, 11k sentences in train, dev and test respectively. Scitail (Khot et al., 2018) is an entailment dataset created from multiple-choice science exams and the web, in a two-sentence format similar to SNLI and DNLI. The first sentence is formed from a question and answer pair from science exams and the second sentence is either a supporting (entailment) or non-supporting (neutrality) premise obtained from the internet. The dataset contained 24k, 1.3k, 1.3k sentences in the train, dev, test splits respectively. For SNLI and DNLI, all instances with the “neutrality” label were removed. Style transfer task performed from “contradict” to “entail” and vice versa. For SciTail (Khot et al., 2018), the transfer task was from “neutral” to “entail” and vice versa.

Fine-grained Style Datasets: We used StylePTB dataset (Lyu et al., 2021) for fine-grained style. It consists of 21 styles/labels with themes ranging from syntax, lexical, semantic and thematic transfers as well as compositional transfers which consist of transferring more than one of the aforementioned fine-grained styles. To check whether the EPAAE can capture fine-grained styles better by leveraging its better organized latent space, we make use of three styles i.e. Tenses, Voices (Active

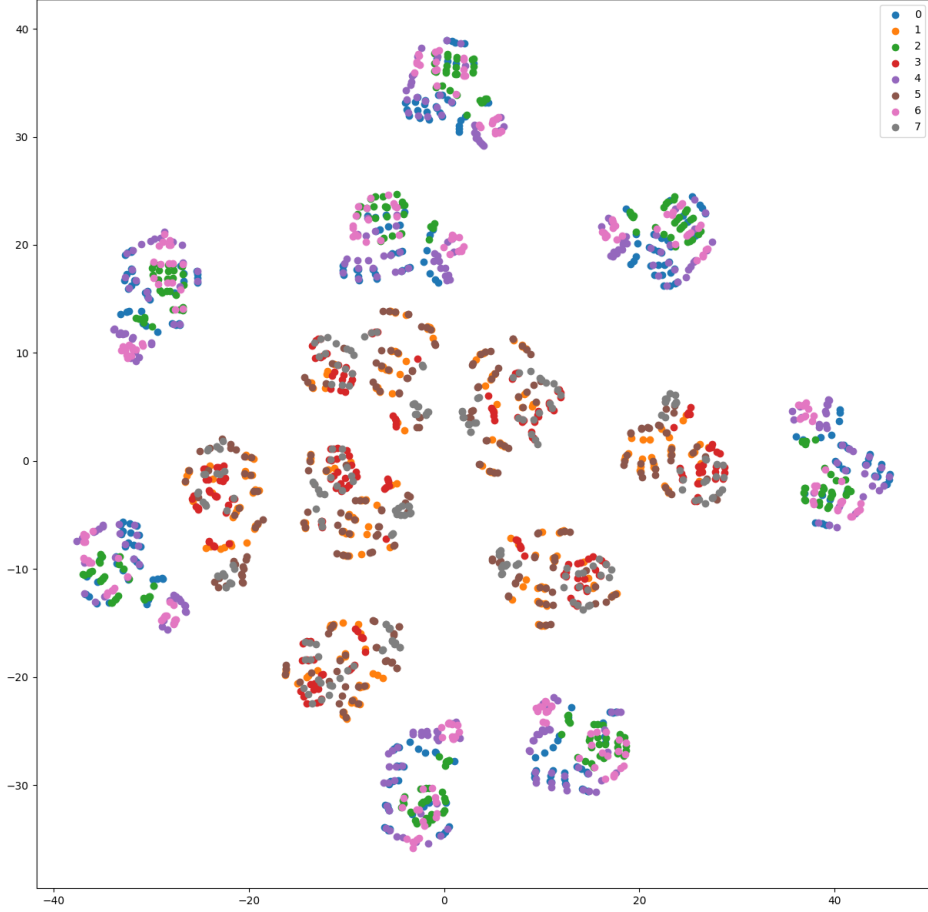


Figure B.1: A TSNE plot of encoded latent vectors for all 1950 sentences in the Toy Dataset for the DAAE model.

Dataset	Model	Naturalness	TST Acc.	BLEU-2	METEOR	ROUGE-L	CIDEr	Embedding Average	Vector Extrema	Greedy Matching Score
SNLI (E to C)	β -VAE ($\beta = 0.15$)	0.982	0.806	0.438	0.270	0.555	2.455	0.950	0.630	0.823
	LAAE ($\lambda_l = 0.05$)	0.947	0.837	0.036	0.050	0.160	0.027	0.818	0.320	0.591
	DAAE ($p = 0.3$)	0.979	0.745	0.453	0.275	0.562	2.410	0.954	0.679	0.854
	EPAAE ($\zeta = 2.5$)	0.975	0.743	0.524	0.312	0.641	3.266	0.956	0.682	0.856
	EPAAE ($\zeta = 2.5, p = 0.3$)	0.975	0.749	0.497	0.300	0.606	2.845	0.956	0.698	0.866
	EPAAE ($\zeta = 2.5, p = 0.1$)	0.982	0.749	0.405	0.256	0.522	1.983	0.951	0.648	0.838
SNLI (C to E)	β -VAE ($\beta = 0.15$)	0.985	0.239	0.411	0.244	0.527	2.121	0.947	0.599	0.805
	LAAE ($\lambda_l = 0.05$)	0.945	0.206	0.035	0.052	0.157	0.025	0.829	0.316	0.594
	DAAE ($p = 0.3$)	0.982	0.292	0.378	0.233	0.506	1.714	0.946	0.622	0.823
	EPAAE ($\zeta = 2.5$)	0.979	0.227	0.488	0.289	0.615	2.860	0.956	0.659	0.843
	EPAAE ($\zeta = 2.5, p = 0.1$)	0.982	0.271	0.425	0.262	0.557	2.140	0.951	0.650	0.842
	EPAAE ($\zeta = 2.5, p = 0.3$)	0.984	0.277	0.370	0.225	0.486	1.582	0.945	0.603	0.815

Table B.10: Direction-wise TST metrics for the SNLI dataset. "Entailment" and "Contradiction" are denoted by "E" and "C" respectively.

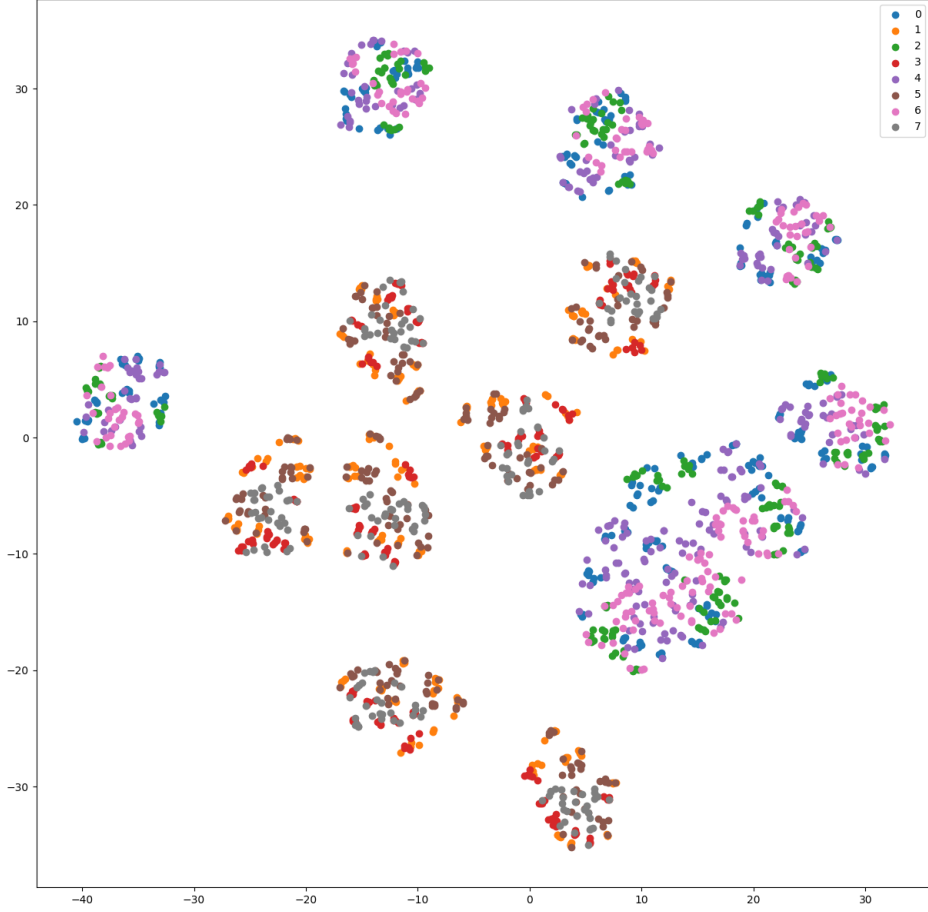


Figure B.2: A TSNE plot of encoded latent vectors for all 1950 sentences in the Toy Dataset for the EPAAE model.

Dataset	Model	Naturalness	TST Acc.	BLEU-2	METEOR	ROUGE-L	CIDEr	Embedding Average	Vector Extrema	Greedy Matching Score
DNLI (E to C)	β -VAE ($\beta = 0.15$)	0.922	0.645	0.241	0.142	0.350	0.619	0.902	0.500	0.720
	LAAE ($\lambda_l = 0.05$)	0.923	0.667	0.203	0.127	0.314	0.376	0.893	0.473	0.701
	DAAE ($p = 0.3$)	0.937	0.687	0.399	0.223	0.496	2.128	0.925	0.593	0.790
	EPAAE ($\zeta = 2.5$)	0.934	0.536	0.441	0.252	0.554	2.694	0.941	0.636	0.818
	EPAAE ($\zeta = 2.5, p = 0.1$)	0.927	0.638	0.433	0.243	0.533	2.732	0.934	0.617	0.809
	EPAAE ($\zeta = 2.5, p = 0.3$)	0.923	0.665	0.390	0.218	0.492	2.048	0.925	0.590	0.790
DNLI (C to E)	β -VAE ($\beta = 0.15$)	0.948	0.516	0.245	0.146	0.363	0.689	0.908	0.507	0.724
	LAAE ($\lambda_l = 0.05$)	0.932	0.546	0.208	0.129	0.323	0.391	0.900	0.477	0.707
	DAAE ($p = 0.3$)	0.930	0.514	0.433	0.251	0.547	2.411	0.943	0.639	0.817
	EPAAE ($\zeta = 2.5$)	0.934	0.492	0.438	0.253	0.560	2.451	0.945	0.635	0.818
	EPAAE ($\zeta = 2.5, p = 0.1$)	0.928	0.519	0.482	0.277	0.585	3.092	0.947	0.654	0.830
	EPAAE ($\zeta = 2.5, p = 0.3$)	0.945	0.490	0.403	0.233	0.520	2.081	0.940	0.621	0.806

Table B.11: Direction-wise TST metrics for the DNLI dataset. "Entailment" and "Contradiction" are denoted by "E" and "C" respectively.

Dataset	Model	Naturalness	TST Acc.	BLEU-2	METEOR	ROUGE-L	CIDEr	Embedding Average	Vector Extrema	Greedy Matching Score
SciTail (E to N)	β -VAE ($\beta = 0.15$)	0.783	0.672	0.086	0.060	0.163	0.106	0.799	0.376	0.640
	LAAE ($\lambda_1 = 0.05$)	0.838	0.550	0.173	0.111	0.261	0.624	0.870	0.459	0.695
	DAAE ($p = 0.3$)	0.804	0.514	0.300	0.185	0.383	1.375	0.918	0.579	0.792
	EPAAE ($\zeta = 2.5$)	0.842	0.479	0.351	0.210	0.445	1.941	0.931	0.618	0.816
	EPAAE ($\zeta = 2.5, p = 0.1$)	0.834	0.493	0.328	0.198	0.421	1.775	0.929	0.601	0.803
EPAAE ($\zeta = 2.5, p = 0.3$)	0.829	0.571	0.234	0.149	0.314	0.905	0.899	0.517	0.747	
SciTail (N to E)	β -VAE ($\beta = 0.15$)	0.748	0.397	0.103	0.069	0.183	0.178	0.792	0.399	0.647
	LAAE ($\lambda_1 = 0.05$)	0.823	0.408	0.219	0.138	0.314	0.881	0.878	0.519	0.729
	DAAE ($p = 0.3$)	0.772	0.352	0.349	0.213	0.444	1.745	0.909	0.644	0.817
	EPAAE ($\zeta = 2.5$)	0.833	0.327	0.384	0.233	0.497	2.104	0.929	0.676	0.839
	EPAAE ($\zeta = 2.5, p = 0.1$)	0.816	0.351	0.375	0.231	0.488	2.087	0.934	0.669	0.834
EPAAE ($\zeta = 2.5, p = 0.3$)	0.786	0.368	0.317	0.194	0.397	1.577	0.913	0.603	0.792	

Table B.12: Direction-wise TST metrics for the SciTail dataset. "Entailment" and "Neutrality" are denoted by "E" and "N" respectively

or Passive) and Syntactic PP tag removal (PPR). In the Tenses dataset, each sentence is labelled with "Present", "Past" and "Future". The Voices dataset contains "Active" and "Passive" voices labels and the PPR dataset contains "PP removed" and "PP not removed" labels. The resultant sizes of the test, dev, test splits were 71k,8.8k,8.8k (tenses), 90k,11k,11k (PPR) and 44k,5.5k,5.5k (voices).

D More details on related work

Bowman et al. (2016) extend Variational Auto-Encoders (Kingma and Welling, 2014) for text generation and address the posterior collapse problem wherein the decoder completely ignores the latent channel leading to poor generation. Adversarial auto-encoders (Makhzani et al., 2015) substitute the KL loss with an adversarial approach to enforce the latent Gaussian prior. On the other hand, AAEs are shown to naturally avoid the posterior collapse problem and promote strong coupling between the encoder and decoder. Wasserstein autoencoders (Tolstikhin et al., 2018) introduce a family of regularized autoencoders that learn a flexible prior by solving an optimal transport problem to match $P(z)$ and $Q(z)$ using an adversarial approach. Adversarially regularised autoencoders (ARAEs) follow the Wasserstein Autoencoder framework to learn a learnt prior unlike AAEs, which assume the prior to be a fixed standard Gaussian distribution.

E Computational Expense and Infrastructure used

The most parameter-heavy EPAAE model was from the SNLI dataset and we therefore report statistics for this model. The model has 13 million parameters and each epoch took approximately 60 seconds to train on an Nvidia V100-SMX2 GPU and an Intel(R) Xeon(R) E5-2698 CPU. For

complete details, please refer to the log.txt files present in each model's directory present in <https://github.com/sharan21/EPAAE>.