

Two loop mass renormalization in heterotic string theory: NS states

Ritabrata Bhattacharya

Chennai Mathematical Institute, H1, SIPCOT IT Park, Siruseri, Kelambakkam 603103, India

ritabratab@cmi.ac.in

Abstract

In this work computation of the renormalized mass at two loop order for the NS sector of heterotic string theory is attempted. We identify the 1PI region of the moduli space after a choice of gluing compatible local coordinates around the external punctures, for a genus 2 Riemann surface with 2 punctures. We then present a prescription for choosing a section avoiding the spurious poles due to the presence of a required number of picture changing operators. In practice this amounts to breaking up the region of integration over the moduli space into different parts and carrying out the vertical integration procedure near the spurious poles. This requires moving around the PCO locations. We identify the co-dimension 2 subspace of the moduli space where the spurious poles lie and hence we know which arrangements of PCOs to avoid. We are unable to perform the integration over moduli space in this note and hope to report on it in a later instalment.

Contents

1	Introduction and Summary	2
2	Conventions and necessary results	5
2.1	Ghost CFT	5
2.2	Matter CFT	7
2.3	Vertex operators	9
2.4	Vertical integration procedure	10
3	NS 2 point function on genus 2 Riemann surface	12
3.1	Choice of local coordinates	12
3.2	Choice of section avoiding spurious poles	14
4	Renormalized mass for the first massive level	17
4.1	Vertex operator for the massive states	17
4.2	Ghost contribution for different parts	18
5	Discussion	20
A	Graviton 2 point function at 2-loop	21

1 Introduction and Summary

For string theory in critical dimensions conformal invariance plays a crucial role. Demanding conformal invariance we get the on-shell condition for the string states $k_i^2 = -m_i^2$ with m_i as the *tree level* mass for the i -th mass level of the strings. On the other hand defining S-matrix elements via the LSZ prescription imposes the constraint $k_i^2 = -m_{Ri}^2$ where m_{Ri} denotes the renormalized mass of that state. Since conformal invariance implies manifest UV finiteness, hence renormalized masses in string theory are finite unlike in the case of ordinary quantum field theory. For states whose masses are protected against quantum corrections we have $m_{Ri} = m_i$ and S-matrix elements can be defined without any problem. But for generic states in string theory we have $m_{Ri} \neq m_i$ and for them there is an apparent conflict and usual string amplitudes do not compute S-matrix beyond tree level in such cases.

One needs an off-shell formulation of string theory to resolve this apparent conflict because once we have a definition of the off-shell amplitudes we can then use the standard LSZ prescription to compute S-matrix elements. An ad hoc definition of off-shell amplitudes can be given [1–7], and has been fully developed in the context of bosonic string theory. Off-shell

amplitudes however depend on spurious data encoded in the choice of local coordinates around the punctures due to the external vertex operators. So the result for such amplitudes are ambiguous. In [8, 9] it was shown that the renormalized masses and S-matrix elements computed using off-shell amplitudes do not depend on the spurious data provided we restrict the choice of local coordinates to within a special class – those satisfying the requirement of gluing compatibility. Gluing compatibility implies that near the boundary of the moduli space where the punctured Riemann surface Σ degenerates to two separate punctured Riemann Surfaces Σ_1 and Σ_2 glued at one each of their punctures by standard plumbing fixture prescription, the choice of local coordinate at the external punctures of Σ must agree with those induced from the choice of local coordinates at the punctures of Σ_1 and Σ_2 . Restricting the choice of local coordinates within this class guarantees that the result for all physical quantities are independent of the coordinate choice.

For bosonic string theory one can talk about an underlying string field theory [10] [11]. Off-shell amplitudes computed from this field theory in Siegel gauge fall within the general class of off-shell amplitudes discussed in [1], and automatically provides a set of gluing compatible coordinate system [12]. All physical quantities computed from the general system of gluing compatible coordinates thus agree with those computed from string field theory. The generalisation to the case of superstring theory was carried out in [13] (see also [14–27]). Computation of on-shell superstring amplitudes using superconformal coordinates on super-Riemann surfaces have been the topic of much research [28–33]. The final result in this language is expressed as integrals over supermoduli space of super-Riemann surfaces instead of ordinary moduli space of Riemann surfaces.

A more practical approach to compute such physical quantities with a proper definition of off-shell amplitudes in superstring theory was presented in [34] using the formalism involving picture changing operators(PCO) [35], [36]. In this formalism the spurious data resides in the choice of local bosonic coordinates and the locations of the PCOs. So the final result is an integral over the ordinary moduli space of Riemann surfaces. Since [36] it is known that the choice of PCO locations correspond to the choice of gauge of the gravitino field. It is impossible to make a global choice of gauge for the gravitino [33] and this breakdown of a global gauge choice shows up in the PCO formalism as spurious singularities of the integration measure appearing in a real co-dimension 2 subspace of the moduli space. The practical approach of computing physical quantities is to specify a choice of section avoiding these spurious singularities using the so called “vertical integration” procedure as described in [34]. Although actual computation of renormalized mass consistent with this procedure exists only upto one loop i.e. the two point amplitude on the torus [37, 38].

In this paper we attempt to compute the renormalized mass at two loop for heterotic string theory which is relatively simpler to compute. The relevant amplitude one needs to consider in this case is the two point amplitude on a genus 2 Riemann surface. For this one needs to integrate a 10 form over the moduli space of a genus 2 Riemann surface with 2 punctures which has 10 real or 5 complex dimensions. But to get the renormalized mass we must integrate over only a part of the full moduli space which is called the 1 particle irreducible (1PI) subspace in the literature [8], [9]. This follows from our usual intuition in QFT that the loop corrected propagator is obtained by summing over diagrams given by joining 1PI amplitudes by tree

level propagators (see figure 1). Writing the propagator as $(k^2 + m^2)^{-1}$ and the amputated

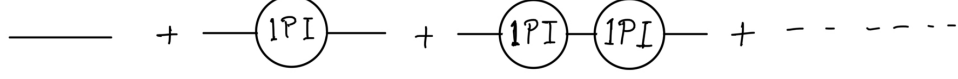


Figure 1: Loop corrected propagator.

1PI amplitude as $\mathcal{F}(k)$ we get the loop corrected propagator as,

$$\begin{aligned} & \frac{1}{k^2 + m^2} + \frac{1}{k^2 + m^2} \mathcal{F}(k) \frac{1}{k^2 + m^2} + \frac{1}{k^2 + m^2} \mathcal{F}(k) \frac{1}{k^2 + m^2} \mathcal{F}(k) \frac{1}{k^2 + m^2} + \dots \\ \Rightarrow & \frac{1}{k^2 + m^2} \left(1 - \frac{\mathcal{F}(k)}{k^2 + m^2} \right)^{-1} \Rightarrow \frac{1}{k^2 + m^2 - \mathcal{F}(k)} \end{aligned} \quad (1)$$

implying that the renormalized mass is given by, $\delta m^2 = -\mathcal{F}(k)$. As for the integration over moduli space of genus 2 Riemann surface with two punctures this means we leave out the region where the surface degenerates into two tori each with one extra puncture as in figure 2.

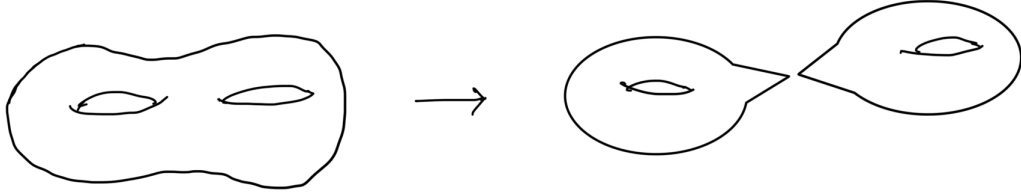


Figure 2: Genus 2 Riemann surface degenerating into two genus 1 surface, each with 1 extra puncture.

In terms of Feynman diagrams this amounts to dropping diagrams which are 1 particle reducible. We will see how to do this explicitly in section 3. Although we are unable to carry out the integration over the moduli space, we do give,

1. An explicit prescription for breaking up the integral into different parts so as to carry out the vertical integration procedure to avoid spurious poles. One can now compute each of these parts and add them up to get the full answer without worrying about encountering spurious divergences.
2. We identify the co-dimension two subspace of the moduli space on which the spurious singularities lie. This is necessary since the vertical integration procedure requires moving around the PCO locations and we need to know which configurations to avoid.

The rest of the paper is organised as follows. In section 2 we set up our conventions and briefly review some results in the literature which will be necessary for our purpose. The results of the ghost and matter conformal field theories are collected in 2.1 and 2.2 respectively. In 2.4 we briefly review the so called vertical integration procedure. In section 3 we give the prescription of breaking up the moduli space integral and avoiding the spurious poles using the results of 2.4. There we first specify a gluing compatible choice of local coordinates around the punctures along with the transition functions by doing a pair of pants decomposition in 3.1. Then in 3.2 we provide explicit decomposition of the integral avoiding the spurious poles. Finally in section 4 we address the mass renormalization of the first massive level or the lowest massive states in the NS sector of the $SO(32)$ heterotic string theory. After that we end with some discussions.

2 Conventions and necessary results

In this section we specify the conventions that we will be using throughout this paper and quote the results that we will need in later sections. Let us emphasise here again that we will be working with the $SO(32)$ Heterotic strings to keep our analysis simple. So we have world sheet supersymmetry for only the right moving part hence there are no $\bar{\beta}, \bar{\gamma}$ (which are left moving) in this case. All through the paper we set $\alpha' = 1$.

2.1 Ghost CFT

We will use the standard ξ, η, ϕ CFT to describe the super-conformal $\beta - \gamma$ ghost system as in [34],

$$\beta = \partial\xi e^{-\phi}, \quad \gamma = \eta e^{\phi} . \quad (2)$$

The (ghost no., picture no., GSO parity) assignment of different ghost fields including the usual conformal ghosts are given by,

$$\begin{aligned} c, \bar{c} : (1, 0, +), \quad b, \bar{b} : (-1, 0, +), \quad \gamma : (1, 0, -), \quad \beta : (-1, 0, -), \\ \xi : (-1, 1, +), \quad \eta : (1, -1, +), \quad e^{q\phi} : (0, q, (-1)^q) . \end{aligned} \quad (3)$$

Thus $e^{\pm\phi}$ are fermionic i.e. they have odd GSO parity. The conformal weights (\bar{h}, h) of these fields are,

Fields	Conformal weights
c, \bar{c}	$(0, -1), (-1, 0)$
b, \bar{b}	$(0, 2), (2, 0)$
β	$(0, 3/2)$
γ	$(0, -1/2)$
ξ	$(0, 0)$
η	$(0, 1)$
$e^{q\phi}$	$(0, -q(q+2)/2)$

(4)

Let us now give the relevant OPEs of the different ghost fields (we give the holomorphic ones and the anti-holomorphic ones are exactly same with \bar{z} and \bar{w}),

$$\begin{aligned}
c(z)b(w) &= (z-w)^{-1} + \dots, & \xi(z)\eta(w) &= (z-w)^{-1} + \dots, \\
\partial\phi(z)\partial\phi(w) &= -(z-w)^{-2} + \dots, \\
e^{q_1\phi}(z)e^{q_2\phi}(w) &= (z-w)^{-q_1q_2}e^{(q_1+q_2)\phi}(w) + \dots,
\end{aligned}
\tag{5}$$

$$\Rightarrow \quad \beta(z)\gamma(w) = -(z-w)^{-1} + \dots \tag{6}$$

The \dots denote terms which are regular. The BRST charge, Q_B is given by,

$$Q_B = \oint dz j_B(z) + \oint d\bar{z} \bar{j}_B(\bar{z}), \tag{7}$$

with,

$$\bar{j}_B(\bar{z}) = \bar{c}(\bar{z})\bar{T}_m(\bar{z}) + \bar{b}(\bar{z})\bar{c}(\bar{z})\bar{\partial}\bar{c}(\bar{z}) \tag{8}$$

$$j_B(z) = c(z)(T_m(z) + T_{\beta,\gamma}(z)) + \gamma(z)T_F(z) - b(z)c(z)\partial c(z) - \frac{1}{4}\gamma(z)^2b(z) \tag{9}$$

where T_m and $T_{\beta,\gamma}$ are the world-sheet matter and the β, γ energy momentum tensors respectively. T_F is the world-sheet matter super-current. With these definitions at our disposal we now define the Picture Changing Operator (PCO) which in terms of the ξ, η, ϕ fields is given by,

$$\chi(z) = \{Q_B, \xi(z)\} = c\partial\xi(z) + e^\phi T_F(z) - \frac{1}{4}\partial\eta e^{2\phi}b(z) - \frac{1}{4}\partial(\eta e^{2\phi}b(z)). \tag{10}$$

It is a dimension zero primary operator with picture number 1 satisfying $[Q_B, \chi(z)] = 0$.

The correlation function of ξ, η, ϕ in the large Hilbert space on a genus g Riemann surface

can be found in [36] and is given by,

$$\begin{aligned}
& \left\langle \prod_{i=1}^{n+1} \xi(x_i) \prod_{j=1}^n \eta(y_j) \prod_{i=1}^m e^{q_k \phi(z_k)} \right\rangle_{\delta} \\
&= \frac{\prod_{j=1}^n \vartheta[\delta] \left(-\vec{y}_j + \sum \vec{x} - \sum \vec{y} + \sum q \vec{z} - 2\vec{\Delta} \right)}{\prod_{i=1}^{n+1} \vartheta[\delta] \left(-x_i + \sum \vec{x} - \sum \vec{y} + \sum q \vec{z} - 2\vec{\Delta} \right)} \frac{\prod_{i < i'} E(x_i, x_{i'}) \prod_{j < j'} E(y_j, y_{j'})}{\prod_{i,j} E(x_i, y_j) \prod_{k < l} E(z_k, z_l)^{q_k q_l} \prod_k \sigma(z_k)^{2q_k}} , \\
& \text{with } \sum_{k=1}^m q_k = 2(g-1) .
\end{aligned} \tag{11}$$

Here $\vartheta[\delta]$ denotes the theta functions on higher genus Riemann surface with spin structure δ^1 . The function $E(x, y)$ is called the prime form which has a zero only at $x = y$ and behaves like $E(x, y) \sim (x - y)$ in the limit $x \rightarrow y$. $\sigma(z)$ is a $\frac{1}{2}g$ differential with no zeros or poles, representing the conformal anomaly of the ghost system and $\vec{\Delta}$ is the Riemann class characterising the divisor of zeros of the theta function. For a more elaborate definition of these quantities we refer the reader to [36], [39]. $\sum \vec{x}$, $\sum \vec{y}$ and $\sum q \vec{z}$ denote respectively $\sum_{i=1}^{n+1} \vec{x}_i$, $\sum_{j=1}^n \vec{y}_j$ and $\sum_{k=1}^m q_k \vec{z}_k$ with

$$\vec{x} \equiv \int_p^x \vec{\omega} , \tag{12}$$

where $\vec{\omega}$ is a g -dimensional vector of holomorphic one forms on the Riemann surface (also called abelian differentials) and p is an arbitrary point on the Riemann surface and this dependence on p is compensated by the p -dependence of $\vec{\Delta}$.

The fact that (11) is a correlation function on the large Hilbert space is corroborated by the fact that we have one extra number of ξ than the number of η^2 .

Note: To get the correlation functions in the small Hilbert space we need to consider a correlation function in the large Hilbert space where all but one ξ has a derivative acting on them. Then we have the following result,

$$\langle \xi(z_0)(\dots) \rangle_{\text{large}} \rightarrow \text{independent of } z_0.$$

Thus we have the following prescription for obtaining the correlation function on the small Hilbert space,

$$\langle \xi(z_0)(\dots) \rangle_{\text{large}} \equiv \langle (\dots) \rangle_{\text{small}} \tag{13}$$

2.2 Matter CFT

We know that superstring theory in 10 dimensions is described by the ghost and matter CFT together with total central charge being 0. So along with the ghost CFT described in the previous subsection we also need the matter sector which we describe now.

¹*e.g.* For genus $g = 1$ they are the elliptic theta functions on the torus.

²In the large Hilbert space there is a ξ zero mode on any Riemann surface that needs to be soaked up.

The primary operators of the matter CFT in the heterotic string are, $\partial X^\mu, \bar{\partial} X^\mu, \psi^\mu$ ($\mu = 0, \dots, 9$) and $e^{ik \cdot X^3}$ with conformal weights (\bar{h}, h) given by,

Fields	Conformal weights	
$\partial X^\mu, \bar{\partial} X^\mu$	$(0, 1), (1, 0)$	
ψ^μ	$(0, 1/2)$	(14)
$e^{ik \cdot X}$	$(k^2/4, k^2/4)$	

All the matter fields have ghost no.= picture no.= 0. As for the GSO parity, only ψ^μ are GSO odd(-), all other fields are GSO even(+). Finally we need the OPE of these fields and we provide the ones which are singular (again we give only the holomorphic ones)⁴,

$$\partial X^\mu(z) \partial X^\nu(w) = -\frac{\eta^{\mu\nu}}{2(z-w)^2} + \dots, \quad \psi^\mu(z) \psi^\nu(w) = \frac{\eta^{\mu\nu}}{2(z-w)} + \dots, \quad (15)$$

$$\partial X^\mu(z) e^{ik \cdot X(w, \bar{w})} = -\frac{ik^\mu}{2(z-w)} e^{ik \cdot X(w, \bar{w})} + \dots \quad (16)$$

Let us also give the expression of T_F here as it will be needed for later analysis.

$$T_F(z) = i\sqrt{2} \psi_\rho \partial X^\rho. \quad (17)$$

For the case of genus 2, the correlation function of the different chiral matter fields were provided in [31] and the result for non-chiral X^μ can be found in [36]. Let us first state some necessary definitions.

- Prime form :-

$$E(x, y) = \frac{\vartheta[\delta_1](\int_y^x \vec{\omega} | \Omega)}{\zeta(x)^{1/2} \zeta(y)^{1/2}} \sim (x-y) dx^{-1/2} dy^{-1/2} \text{ (for } x \sim y), \quad (18)$$

where, δ_1 denotes the odd spin structure i.e. $\vartheta[\delta_1](0|\Omega) = 0$, $\partial_{z_i} \vartheta[\delta_1](0|\Omega) \neq 0$. $\zeta(x)$ is given by,

$$\sum_{i=1}^2 \partial_{z_i} \vartheta[\delta_1](0|\Omega) \omega_i(x).$$

If we label the the four non contractible cycles of the genus 2 surface by, a_1, b_1 and a_2, b_2 then,

$$\int_{a_i} \omega_j = \delta_{ij}, \quad \Omega_{ij} = \int_{b_i} \omega_j, \quad \forall i = 1, 2$$

defines the period matrix Ω with a fixed normalisation.

³We also have $\bar{\psi}^\mu$ along with the others for the type II string theories.

⁴The factor of 1/2 in the ψ, ψ OPE is taken so that $\Psi = \psi^\mu + i\psi^\nu$, $\bar{\Psi} = \psi^\mu - i\psi^\nu$ ($\nu = \mu + 1$), has the OPE $\Psi(z) \bar{\Psi}(w) \sim (z-w)^{-1}$. In [41] no such factor is there so $\Psi, \bar{\Psi}$ OPE will have a factor of 2.

- Szego Kernel :-

$$S_\delta(x, y) = \frac{\vartheta[\delta](\int_y^x \vec{\omega}|\Omega)}{\vartheta[\delta](0|\Omega)E(x, y)} \sim \frac{1}{x-y} dx^{1/2} dy^{1/2} \text{ (for } x \sim y\text{)}. \quad (19)$$

Here δ denotes the even spin structures i.e. $\vartheta[\delta](0|\Omega) \neq 0$.

With these definitions we have the following correlation functions on genus 2 for the matter sectors,

$$\langle X^\mu(z_1, \bar{z}_1) X^\nu(z_2, \bar{z}_2) \rangle_{p_k} = -\frac{\eta^{\mu\nu}}{2} \ln |E(z_1, z_2)|^2 + 2\pi p^\mu \cdot \text{Im}(\vec{z}_{12}) p^\nu \cdot \text{Im}(\vec{z}_{12}) , \quad (20)$$

$$\langle \psi^\mu(z_1) \psi^\nu(z_2) \rangle = -\frac{1}{2} S_\delta(z_1, z_2) , \quad (21)$$

$$\left\langle \prod_j : e^{ik_j \cdot X(z_j, \bar{z}_j)} : \right\rangle = C_{g=2}^X (2\pi)^{10} \delta^{10} \left(\sum_j k_j \right) \prod_{i < j} \left| \frac{E(z_i, z_j)}{\partial_z E(0)} \right|^{k_i \cdot k_j} e^{-2\pi k_i^\mu p_\mu \cdot \text{Im}(\vec{z}_{ij}) k_j^\nu p_\nu \cdot \text{Im}(\vec{z}_{ij})} \quad (22)$$

where p_k^μ denotes the loop momenta along the b_k cycle with $k = 1, 2$ for a genus 2 surface. They are related to the determinant of imaginary part of the period matrix. Also we have,

$$\text{Im}(\vec{z}_{ij}) = \frac{1}{2i} \left(\int_{z_i}^{z_j} \vec{\omega} - \int_{\bar{z}_i}^{\bar{z}_j} \vec{\bar{\omega}} \right) \Rightarrow p^\mu \cdot \text{Im}(\vec{z}_{ij}) \equiv \frac{1}{2i} \sum_{k=1}^2 \left(\int_{z_i}^{z_j} p_k^\mu \omega_k - \int_{\bar{z}_i}^{\bar{z}_j} p_k^\mu \bar{\omega}_k \right) .$$

Finally $C_{g=2}^X$ is the normalisation due to the matter partition function and the $\partial_z E(0)$ in the denominator is due to the self contractions. The correlation function for the vertex fields can be found by generalising the torus result given in [41]. With these, all other correlation functions (for the NS states)⁵ can be determined as in the case of torus, [37, 38, 40].

2.3 Vertex operators

Let us now consider the full matter ghost CFT and define a subspace \mathcal{H}_0 of the off-shell NS string states with picture number -1 by,

$$|\Psi\rangle \in \mathcal{H}_0 \text{ if } (b_0 - \bar{b}_0)|\Psi\rangle = 0, \quad (L_0 - \bar{L}_0)|\Psi\rangle = 0, \quad \eta_0|\Psi\rangle = 0, \quad \text{Picture no.}(|\Psi\rangle) = -1. \quad (23)$$

The $\eta_0|\Psi\rangle = 0$ condition implies that we are working in the small Hilbert space [35]. Let us also define $\mathcal{H}_1 \subset \mathcal{H}_0$ containing off-shell states with ghost number 2 in the Siegel gauge,

$$|\Psi\rangle \in \mathcal{H}_1 \text{ if } |\Psi\rangle \in \mathcal{H}_0, \quad (b_0 + \bar{b}_0)|\Psi\rangle = 0, \quad \text{Ghost no.}(|\Psi\rangle) = 2. \quad (24)$$

Since our ultimate goal is to compute the renormalized mass of the on-shell string states, let us give the on-shell vertex operators for the SO(32) Heterotic theory, which for non-zero momentum has the general form,

$$V_i(z, \bar{z}) = c\bar{c}e^{-\phi}W_i(z, \bar{z}), \quad \Rightarrow \text{On-shell states} := |V_i\rangle = V_i(0, 0)|0\rangle \in \mathcal{H}_1 \quad (25)$$

⁵For R sector we also need the correlation function for the spin fields which we do not discuss.

where $W_i(z, \bar{z})$ are some dimension $(1, 1/2)$ super-conformal primary with odd GSO parity so that $V_i(z, \bar{z})$ is GSO even. By $|0\rangle$ we denote the $SL(2, \mathbb{C})$ invariant vacuum of the CFT. In section 4 we will consider explicit forms of W_i at the first massive level of heterotic string theory.

2.4 Vertical integration procedure

Unlike the case in bosonic string theory, an additional subtlety that one has to take into account while computing amplitudes in superstring theory is the presence of spurious poles (i.e. divergences occurring even when no two external vertices are coming close to each other) which can occur in the following cases:

- The PCOs colliding with the vertex operators.
- Two or more PCOs colliding with each other.
- In case of higher genus surfaces there some special points where the theta functions vanish even if no operators collide with each other. For example, in equation (11) the $\vartheta[\delta]$ has a divisor of g zeros due to the Riemann vanishing theorem so whenever the denominator vanishes we get a spurious pole.

In the language of super-moduli space the source of these poles are the breakdown of supersymmetry gauge choices in different regions of the moduli space. The remedy then, is to make different gauge choice in different patches and appropriate matching at the boundary.

However there exists a more practical approach to avoid the spurious poles by moving the PCOs as described in [34]. It is this approach we are going to follow for our computation and here we summarise the main results. The starting point is to consider the PCO locations as fibre directions over the moduli space on top of the choice local coordinates and transition functions. So the choice of section now includes the PCO locations as well. Whenever we are near a spurious pole during the integration over a section, we move along the fibre directions specifying the PCO locations i.e. we move the PCO from its current location (y_0) to some other point (y') keeping everything else fixed (see figure 3).

So the final result is obtained by integrating over $\tilde{S} \cup C \cup \tilde{S}'$. Suppose now that we are moving a single PCO and t parametrises the fibre direction of the PCO location then the integration over the cylinder C yields,

$$N_\pi \int \prod_{m=1}^{6g-6+2n-1} (\wedge d\tilde{t}_m) \wedge \int dt \langle \prod_{m=1}^{6g-6+2n-1} B_m B_t \prod_{\alpha} \chi(y_\alpha) V_1 \dots V_n \rangle, \quad (26)$$

where $N_\pi = (-2\pi i)^{-(3g-3+n)}$ and B_t is given by,

$$B_t = \sum_s \oint_{C_s} \frac{\partial F_s}{\partial t} b(\sigma_s) d\sigma_s + \sum_s \oint_{C_s} \frac{\partial \bar{F}_s}{\partial t} \bar{b}(\bar{\sigma}_s) d\bar{\sigma}_s - \frac{1}{\chi(y)} \frac{\partial y}{\partial t} \partial \xi(y(t)) = -\frac{1}{\chi(y)} \frac{\partial y}{\partial t} \partial \xi(y(t))$$

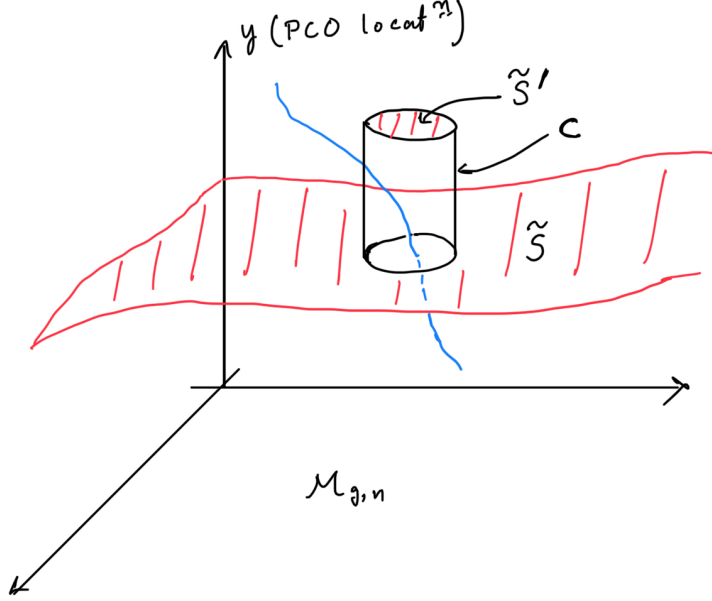


Figure 3: Vertical integration procedure to avoid spurious poles lying on a co-dimension 2 subspace (blue line).

since none of the transition functions F_s, \bar{F}_s depend on t . As result, using the fact that $\partial\xi$ is a total derivative of the field ξ in the large Hilbert space we get,

$$N_\pi \int \prod_{m=1}^{6g-6+2n-1} (\wedge d\tilde{t}_m) \left\langle (\xi(y_0) - \xi(y')) \prod_{m=1}^{6g-6+2n-1} B_m \prod_{\alpha} \chi(y_\alpha) V_1 \dots V_n \right\rangle, \quad (27)$$

When we have to move more than one PCO, we move them one at a time but since changing the order in which we move them results in different paths (figure 4). As a result we have a hole over a point in the moduli space which we need to fill. We give here the result of moving two PCOs, for moving more number of PCOs the result easily generalises. Following the case of moving one PCO we now have for moving two PCOs,

$$N_\pi \int \prod_{m=1}^{6g-6+2n-1} (\wedge d\tilde{t}_m) \wedge \int dt_1 \wedge dt_2 \left\langle \prod_{m=1}^{6g-6+2n-1} B_m B_{t_1} B_{t_2} \prod_{\alpha} \chi(y_\alpha) V_1 \dots V_n \right\rangle \quad (28)$$

where t_1 and t_2 parametrise the direction of the two PCO location y_1 and y_2 , and B_{t_1}, B_{t_2} are given by,

$$B_{t_1} = -\frac{1}{\chi(y_1)} \frac{\partial y_1}{\partial t_1} \partial \xi(y_1(t_1)) ; \quad B_{t_2} = -\frac{1}{\chi(y_2)} \frac{\partial y_2}{\partial t_2} \partial \xi(y_2(t_2)) .$$

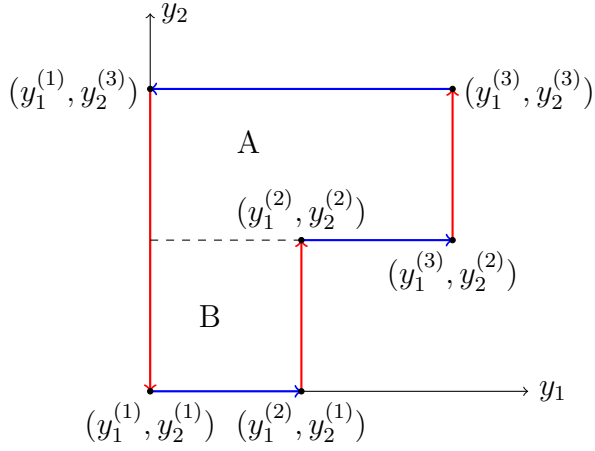


Figure 4: Vertical hole over a point in the moduli space.

The final result after filling this 2d vertical hole we have,

$$\int \prod_{m=1}^{6g-6+2n-1} (\wedge d\tilde{t}_m) \int_{A+B} dy_1 \wedge dy_2 \left\langle \partial\xi(y_1) \partial\xi(y_2) \dots \right\rangle =$$

$$\left\langle \left\{ (\xi(y_1^{(3)}) - \xi(y_1^{(1)})) (\xi(y_2^{(3)}) - \xi(y_2^{(2)})) + (\xi(y_1^{(2)}) - \xi(y_1^{(1)})) (\xi(y_2^{(2)}) - \xi(y_2^{(1)})) \right\} \dots \right\rangle \quad (29)$$

3 NS 2 point function on genus 2 Riemann surface

To compute the 2 loop renormalized mass we need to first determine the 1 particle irreducible (1PI) subspace of the section over which we want to integrate a $6g-6+2n$ form. For the genus 2 case, $g = 2$ and $n = m + r$ with m number of NS and r number of R punctures. Our case of interest in this work will be, $m = 2$, $r = 0$. We know that string amplitudes can be given a Feynman diagrammatic interpretation owing to the fact that all physical divergences of the string amplitude come from some degeneration limit (i.e. some plumbing fixture parameter going to 0) of the world-sheet Riemann surface. In light of this interpretation, restricting ourselves to the 1PI subspace is equivalent to dropping diagrams which are 1 particle reducible (1PR), as shown in figure 6. In the next two subsection we will first specify a choice of local coordinates around the punctures and the transition functions relating different coordinate patches, and then we choose a section of this fibre bundle with the same dimensionality as the base moduli space.

3.1 Choice of local coordinates

We know that the genus two Riemann surface with 2 NS punctures can be thought of as a union of $n = 2$ Disks around the two punctures, $2g - 2 + n = 4$ spheres with 3 holes each,

joined at $3g - 3 + 2n = 7$ circles (As in figure 5). We also have,

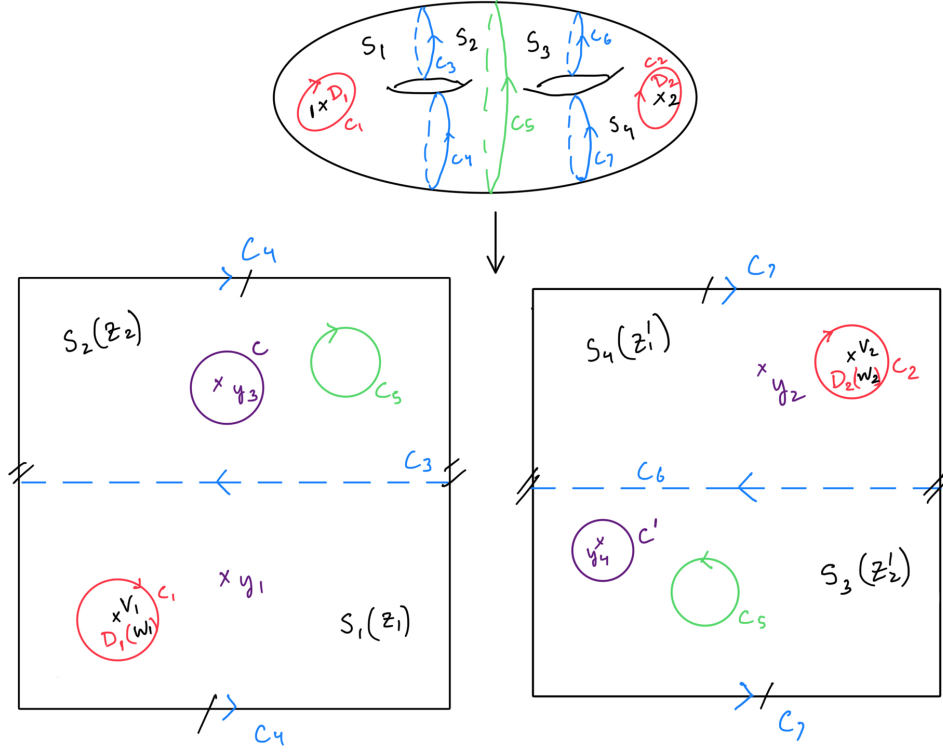


Figure 5: Pair of pants decomposition for genus 2 with 2 punctures

$$\text{Moduli space } \mathcal{M}_{2,2,0} := 6g - 6 + 2n = 10 \text{ real i.e. 5 complex dimensions,} \quad (30)$$

$$\text{Required no. of PCOs} := 2g - 2 + n = 4. \quad (31)$$

We call the coordinate on S_1 as z_1 , on S_2 as z_2 , on S_3 as z_2' and on S_4 as z_1' . The coordinate on the disk D_1 around the first puncture is w_1 such that the location of the puncture in this coordinate is $w_1 = 0$. Similarly, the coordinate on the disk D_2 around the second puncture is w_2 with the location of the puncture at $w_2 = 0$. We depict these choice of coordinates on the right in figure 5.

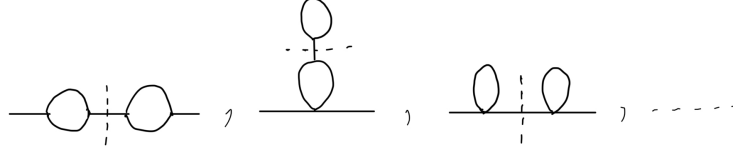


Figure 6: Types of diagram which are 1PR ($0 \leq |q| < 1$ region).

With this choice of local coordinates we write down the transition functions as,

$$z_1 = w_1 + \zeta_1 \quad \text{on } C_1, \quad (32)$$

$$z_1 = z_2 \quad \text{on } C_3, \quad (33)$$

$$z_2 = -\frac{q}{z'_2} \quad \text{on } C_5 \text{ (with } |q| \geq 1), \quad (34)$$

$$z'_2 = z'_1 \quad \text{on } C_6, \quad (35)$$

$$z'_1 = w_2 + \zeta_2 \quad \text{on } C_2, \quad (36)$$

$$z_1 = z_2 - \tau_1 \quad \text{on } C_4, \quad (37)$$

$$z'_2 = z'_1 - \tau_2 \quad \text{on } C_7. \quad (38)$$

Here $\tau_1, \tau_2, \zeta_1, \zeta_2, q$ are 5 complex parameters accounting for the 5 complex moduli that are required. Let us remark here once more that the fibre directions over the base moduli space also contain the locations of the PCOs. The violet points denote the locations of the 4 PCOs at y_1, y_2, y_3 and y_4 . For the actual calculation we will need to specify all the PCO locations to choose the section over which we integrate.

One can check easily that the above choice of local coordinates around the punctures along with the transition functions is manifestly gluing compatible. Thus imposing the condition $|q| \geq 1$ precisely drops the 1PR contribution since in the limit $|q| \rightarrow 0$ the genus 2 surface degenerates to a pair of tori, each with one extra puncture⁶. As the vertex locations are integrated over, from different regions in the moduli space we get the different types of diagram depicted in figure 6 in the $|q| \rightarrow 0$ limit.

3.2 Choice of section avoiding spurious poles

Let us fix the PCO locations first to choose a particular section (away from spurious poles) over which we will integrate the form $\Omega_{10}^{(2,2,0)}(V_1, V_2)$. We make the following choice of the

⁶One can instead choose $|q| \geq \epsilon$ for some finite non zero ϵ but this can be interpreted as a different choice of section and we know that the on-shell amplitudes are independent of the choice of section.

PCO locations.

$$\begin{aligned} y_1 &\rightarrow 0 \text{ (in } w_1 \text{ coordinates), } & y_2 &\rightarrow 0 \text{ (in } w_2 \text{ coordinates),} \\ y_3, y_4 &= \text{fixed (in } z_2 \text{ and } z'_2 \text{ coordinates respectively).} \end{aligned} \quad (39)$$

Due to this choice the vertex operators at $w_1 = 0$ and $w_2 = 0$ become zero picture vertex operators (denoted by $V_i^{(0)}$) and y_3 and y_4 are fixed at well separated points. When we are near spurious singularity i.e. there is a possibility of 2 PCOs colliding with each other we will move them and this will define our choice of section near the spurious singularity. We will give the conditions which determine the locations of the spurious singularities explicitly in 4.2 and that determines the disallowed points on the genus 2 surface for locating the PCOs.

To get an invariant measure for integrating over this section we need the so called Beltrami differentials B_m for each moduli variable \tilde{t}_m . For the superstring case they are defined as

$$B_m = \sum_s \oint_{C_s} \frac{\partial F_s}{\partial \tilde{t}_m} b(\sigma_s) d\sigma_s + \sum_s \oint_{C_s} \frac{\partial \bar{F}_s}{\partial \tilde{t}_m} \bar{b}(\bar{\sigma}_s) d\bar{\sigma}_s - \frac{1}{\chi(y)} \frac{\partial y}{\partial \tilde{t}_m} \partial \xi(y(\tilde{t}_m)), \quad (40)$$

where $\sigma_s = F_s(\tau_s)$ defines the transition function between the coordinate patches σ_s and τ_s on the circle C_s . For our choice of local coordinates and transition functions (32)-(38) the Beltrami differentials are given by (the PCO locations being independent of the the moduli parameters),

$$B_{\tau_1} = - \oint_{C_4} b(z_1) dz_1, \quad B_{\bar{\tau}_1} = - \oint_{C_4} \bar{b}(\bar{z}_1) d\bar{z}_1 \quad (41)$$

$$B_{\tau_2} = - \oint_{C_7} b(z'_2) dz'_2, \quad B_{\bar{\tau}_2} = - \oint_{C_7} \bar{b}(\bar{z}'_2) d\bar{z}'_2 \quad (42)$$

$$B_{\zeta_1} = \oint_{C_1} b(w_1) dw_1, \quad B_{\bar{\zeta}_1} = \oint_{C_1} \bar{b}(\bar{w}_1) d\bar{w}_1 \quad (43)$$

$$B_{\zeta_2} = \oint_{C_2} b(w_2) dw_2, \quad B_{\bar{\zeta}_2} = \oint_{C_2} \bar{b}(\bar{w}_2) d\bar{w}_2 \quad (44)$$

$$B_q = \oint_{C_5} q^{-1} z_2 b(z_2) dz_2, \quad B_{\bar{q}} = \oint_{C_5} \bar{q}^{-1} \bar{z}_2 \bar{b}(\bar{z}_2) d\bar{z}_2 \quad (45)$$

Now we are ready to write the 2 loop 2 point amplitude $A_2^{(g=2)}$. First we will write the general form of the amplitude for on-shell external states (i.e. the vertices, V_1, V_2 are super-conformal primaries of dimension (0,0) along with $L_0^- |V_i\rangle = b_0^- |V_i\rangle = 0, \forall i = 1, 2$) in the NS sector (i.e. -1 picture number). Then we specify a choice of section both near and away from the spurious singularities by breaking it up into several parts.

$$\begin{aligned} A_2^{(2)} &= (-2\pi i)^{-5} \int d\tau_1 \wedge d\bar{\tau}_1 \wedge d\tau_2 \wedge d\bar{\tau}_2 \wedge d\zeta_1 \wedge d\bar{\zeta}_1 \wedge d\zeta_2 \wedge d\bar{\zeta}_2 \wedge dq \wedge d\bar{q} \\ &\quad \left\langle B_{\tau_1} B_{\bar{\tau}_1} B_{\tau_2} B_{\bar{\tau}_2} B_{\zeta_1} B_{\bar{\zeta}_1} B_{\zeta_2} B_{\bar{\zeta}_2} B_q B_{\bar{q}} \prod_{\alpha=1}^4 \chi(y_\alpha) f_1 \circ V_1(0) f_2 \circ V_2(0) \right\rangle \end{aligned} \quad (46)$$

First specify a circle C around the PCO at $z_1 = y_3$ and another circle C' around the PCO at $z_1 = -q/y_4$ (i.e. $z'_2 = y_4$). The integral can now be broken into several parts which we list below (we will denote by $\mathcal{B}_6 = B_{\tau_1} B_{\bar{\tau}_1} B_{\tau_2} B_{\bar{\tau}_2} B_q B_{\bar{q}}$):-

1. a) When the vertex V_1 and V_2 are outside both C and C' and also V_1 is outside C_2 we have,

$$(-2\pi i)^{-5} \int d\tau_1 \wedge d\bar{\tau}_1 \wedge d\tau_2 \wedge d\bar{\tau}_2 \wedge d\zeta_1 \wedge d\bar{\zeta}_1 \wedge d\zeta_2 \wedge d\bar{\zeta}_2 \wedge dq \wedge d\bar{q} \left\langle \mathcal{B}_6 B_{\zeta_1} B_{\bar{\zeta}_1} B_{\zeta_2} B_{\bar{\zeta}_2} V_1^{(0)}(\zeta_1, \bar{\zeta}_1) \chi(y_3) \chi(-q/y_4) V_2^{(0)}(-q/\zeta_2, -\bar{q}/\bar{\zeta}_2) \right\rangle. \quad (47)$$

- b) When the vertex V_1 and V_2 are outside both C and C' but V_1 is on C_2 we have (y'_1 is away from y_3, y_4),

$$(-2\pi i)^{-5} \int d\tau_1 \wedge d\bar{\tau}_1 \wedge d\tau_2 \wedge d\bar{\tau}_2 \wedge d\zeta_2 \wedge d\bar{\zeta}_2 \wedge dq \wedge d\bar{q} \wedge ds_2 \left\langle \mathcal{B}_6 B_{\zeta_2} B_{\bar{\zeta}_2} B_{s_2} (\xi(\zeta_1(s_2)) - \xi(y'_1)) V_1(\zeta_1(s_2)) \chi(y_3) \chi(-q/y_4) V_2^{(0)}(-q/\zeta_2, -\bar{q}/\bar{\zeta}_2) \right\rangle, \quad (48)$$

here s_2 parametrizes the circle C_2 and we have using chain rule of differentiation,

$$B_{s_2} = \sum_t \oint_{C_t} \frac{\partial F_t}{\partial s_2} b(\sigma_t) d\sigma_t + \sum_t \oint_{C_t} \frac{\partial \bar{F}_t}{\partial s_2} \bar{b}(\bar{\sigma}_t) d\bar{\sigma}_t = \frac{\partial \zeta_1}{\partial s_2} B_{\zeta_1} + \frac{\partial \bar{\zeta}_1}{\partial s_2} B_{\bar{\zeta}_1}$$

- c) When the vertex V_1 and V_2 are outside both C and C' and V_1 is inside C_2 we have,

$$(-2\pi i)^{-5} \int d\tau_1 \wedge d\bar{\tau}_1 \wedge d\tau_2 \wedge d\bar{\tau}_2 \wedge d\zeta_1 \wedge d\bar{\zeta}_1 \wedge d\zeta_2 \wedge d\bar{\zeta}_2 \wedge dq \wedge d\bar{q} \left\langle \mathcal{B}_6 B_{\zeta_1} B_{\bar{\zeta}_1} B_{\zeta_2} B_{\bar{\zeta}_2} \chi(y'_1) V_1(\zeta_1, \bar{\zeta}_1) \chi(y_3) \chi(-q/y_4) V_2^{(0)}(-q/\zeta_2, -\bar{q}/\bar{\zeta}_2) \right\rangle. \quad (49)$$

2. a) When V_1 is outside C' but on C . Now both vertices can come close to y_3 or as V_1 comes close to y_3 , V_2 comes close to y_4 . So to avoid spurious singularities we have to move 2 PCOs one at a time and the result after filling the vertical hole in the section we have (y'_2 is away from y_3, y_4 and y'_1),

$$(-2\pi i)^{-5} \int d\tau_1 \wedge d\bar{\tau}_1 \wedge d\tau_2 \wedge d\bar{\tau}_2 \wedge d\zeta_2 \wedge d\bar{\zeta}_2 \wedge dq \wedge d\bar{q} \wedge ds \left\langle \mathcal{B}_6 B_{\zeta_2} B_{\bar{\zeta}_2} B_s (\xi(\zeta_1(s)) - \xi(y'_1)) (\xi(-q/\zeta_2) - \xi(y'_2)) V_1(\zeta_1(s)) \chi(y_3) \chi(-q/y_4) V_2(-q/\zeta_2, -\bar{q}/\bar{\zeta}_2) \right\rangle, \quad (50)$$

here s parametrizes the circle C and again we have $B_s = \frac{\partial \zeta_1}{\partial s} B_{\zeta_1} + \frac{\partial \bar{\zeta}_1}{\partial s} B_{\bar{\zeta}_1}$.

b) When V_1 is outside C but on C' we have a similar possibilities of encountering spurious poles. So carrying out the vertical integration procedure we get a similar looking result,

$$(-2\pi i)^{-5} \int d\tau_1 \wedge d\bar{\tau}_1 \wedge d\tau_2 \wedge d\bar{\tau}_2 \wedge d\zeta_2 \wedge d\bar{\zeta}_2 \wedge dq \wedge d\bar{q} \wedge ds' \left\langle \mathcal{B}_6 B_{\zeta_2} B_{\bar{\zeta}_2} B_{s'} \right. \\ \left. (\xi(\zeta_1(s')) - \xi(y'_1))(\xi(-q/\zeta_2) - \xi(y'_2)) V_1(\zeta_1(s')) \chi(y_3) \chi(-q/y_4) V_2(-q/\zeta_2, -\bar{q}/\bar{\zeta}_2) \right\rangle, \quad (51)$$

here s' parametrizes the circle C' and again we have $B_{s'} = \frac{\partial \zeta_1}{\partial s'} B_{\zeta_1} + \frac{\partial \bar{\zeta}_1}{\partial s'} B_{\bar{\zeta}_1}$.

3. Finally we have to consider the contributions when V_1 lies inside C and when V_1 lies inside C' . Let us denote the region inside C by \mathcal{S} and the region inside C' by \mathcal{S}' , then the total contribution can be written as,

$$(-2\pi i)^{-5} \int_{(\zeta_1, \bar{\zeta}_1) \in \mathcal{S} + \mathcal{S}'} d\tau_1 \wedge d\bar{\tau}_1 \wedge d\tau_2 \wedge d\bar{\tau}_2 \wedge d\zeta_1 \wedge d\bar{\zeta}_1 \wedge d\zeta_2 \wedge d\bar{\zeta}_2 \wedge dq \wedge d\bar{q} \\ \left\langle \mathcal{B}_6 B_{\zeta_1} B_{\bar{\zeta}_1} B_{\zeta_2} B_{\bar{\zeta}_2} \chi(y'_1) V_1(\zeta_1, \bar{\zeta}_1) \chi(y_3) \chi(-q/y_4) \chi(y'_2) V_2(-q/\zeta_2, -\bar{q}/\bar{\zeta}_2) \right\rangle. \quad (52)$$

The full amplitude is given by the sum of these 6 contributions (47)+(48)+(49)+(50)+(51)+(52). Using this prescription we will compute the renormalized mass for the massive level in the next subsection. But apart from that as a consistency check we show in appendix A, that the 2 loop renormalized mass of the graviton vanishes as expected from general coordinate invariance.

4 Renormalized mass for the first massive level

4.1 Vertex operator for the massive states

In section 2.2 we introduced the general form of the on-shell vertex operators (for non-zero momentum) in heterotic string theory. At any given mass level which in our case is the lowest massive states (first excited state) all states which differ from each other by different right moving parts are related to each other by spacetime supersymmetry and hence undergo the same mass renormalization [37], [38]. It is sufficient to consider any one of these states and we consider the following vertex operators [38],

$$V_1 = c\bar{c}e^{-\phi}\psi^1\psi^2\psi^3(\bar{\partial}X^+)^2e^{ik^0X^0} \quad \text{and} \quad V_2 = c\bar{c}e^{-\phi}\psi^1\psi^2\psi^3(\bar{\partial}X^-)^2e^{-ik^0X^0}. \quad (53)$$

The corresponding 0 - picture vertices are obtained by acting the PCO $\chi(z)$ on the -1 picture vertex and considering their OPE. In the limit $z \rightarrow w$ the only non zero contribution comes

from the piece (using (17)),

$$\begin{aligned}
& e^\phi T_F(z) c e^{-\phi} \psi^1 \psi^2 \psi^3(w) \bar{c} (\bar{\partial} X^+)^2(\bar{w}) e^{ik^0 X^0(w, \bar{w})} \\
& \sim c(w) \bar{c}(\bar{w}) (z-w) \left\{ \frac{\partial X^1 \psi^2 \psi^3(w) - \partial X^2 \psi^1 \psi^3(w) + \partial X^3 \psi^1 \psi^2(w)}{2(z-w)} + \frac{i(k^0 \psi^0) \psi^1 \psi^2 \psi^3(w)}{2(z-w)} \right\} \\
& \quad \times (\bar{\partial} X^+(\bar{w}))^2 e^{ik^0 X^0(w, \bar{w})}. \tag{54}
\end{aligned}$$

Thus the 0 picture vertices are given by,

$$V_1^{(0)} = \frac{i}{\sqrt{2}} c \bar{c} (\partial X^1 \psi^2 \psi^3 - \partial X^2 \psi^1 \psi^3 + \partial X^3 \psi^1 \psi^2 + i(k^0 \psi^0) \psi^1 \psi^2 \psi^3) (\bar{\partial} X^+)^2 e^{ik^0 X^0} \tag{55}$$

$$V_2^{(0)} = \frac{i}{\sqrt{2}} c \bar{c} (\partial X^1 \psi^2 \psi^3 - \partial X^2 \psi^1 \psi^3 + \partial X^3 \psi^1 \psi^2 - i(k^0 \psi^0) \psi^1 \psi^2 \psi^3) (\bar{\partial} X^-)^2 e^{-ik^0 X^0}. \tag{56}$$

Due to overall momentum conservation the non-zero two point function is that of V_1 and V_2 .

4.2 Ghost contribution for different parts

Let us consider each of the parts (47)-(52) separately to determine the contributions from the ξ, η, ϕ system. One can then use (11) and (20),(21),(22) to determine the full correlation function. For convenience we will use the following notations in the remainder of this section. We denote,

$$\chi_\xi(z) = c \partial \xi(z), \tag{57}$$

$$\chi_{\eta\phi}(z) = -\frac{1}{4} \partial \eta e^{2\phi} b(z) - \frac{1}{4} \partial (\eta e^{2\phi} b(z)) \tag{58}$$

$$\Rightarrow \chi(z) = \chi_\xi(z) + \chi_{\eta\phi}(z) + e^\phi T_F(z) \tag{59}$$

Also we denote $(\zeta'_2, \bar{\zeta}'_2) = (-q/\zeta_2, -\bar{q}/\bar{\zeta}_2)$ and $y'_4 = -q/y_4$. For each contribution one can find the locations of all possible spurious poles from either two PCOs colliding with each other or from theta functions in the denominator vanishing due to Riemann vanishing theorem. These conditions give the co-dimension 2 surface on which all spurious poles lie. We choose the locations y_3, y'_4, y'_1 and y'_2 of the PCOs so that we avoid the co-dimension 2 surface. We will denote by $\bar{\Delta}_\delta$ the divisor of zeros for a given spin structure δ . Of course to get the full correlation function we have to sum over all the spin structures.

Part 1 (47) :- This part has contribution from the following two pieces keeping in mind that in the small Hilbert space we must always have equal number of ξ and η in a correlation function to get a non-zero answer.

$$\left\langle \mathcal{B}_6 B_{\zeta_1} B_{\bar{\zeta}_1} B_{\zeta_2} B_{\bar{\zeta}_2} V_1^{(0)}(\zeta_1, \bar{\zeta}_1) \left(\chi_\xi(y_3) \chi_{\eta\phi}(y'_4) + \chi_{\eta\phi}(y_3) \chi_\xi(y'_4) \right) V_2^{(0)}(\zeta'_2, \bar{\zeta}'_2) \right\rangle \tag{60}$$

and

$$\left\langle \mathcal{B}_6 B_{\zeta_1} B_{\bar{\zeta}_1} B_{\zeta_2} B_{\bar{\zeta}_2} V_1^{(0)}(\zeta_1, \bar{\zeta}_1) e^\phi T_F(y_3) e^\phi T_F(y'_4) V_2^{(0)}(\zeta'_2, \bar{\zeta}'_2) \right\rangle. \tag{61}$$

For these contributions from we have spurious poles at (using the notation (12)),

$$\vec{y}_3 - \vec{y}'_4 + 2\vec{y}'_4 = \vec{\Delta}_\delta \quad \text{and} \quad \vec{y}'_4 - \vec{y}_3 + 2\vec{y}_3 = \vec{\Delta}_\delta \quad \Rightarrow \quad \vec{y}_3 + \vec{y}'_4 = \vec{\Delta}_\delta \quad (62)$$

And since we keep y_3 and y'_4 well separated from the beginning we don't need to worry about the pole at $y_3 \rightarrow y'_4$.

Part 2 (48) :- To write down this contribution we note that although ξ is in the large Hilbert space, the difference $\xi(z_1) - \xi(z_2)$ is in the small Hilbert space since it is just $\int_{z_1}^{z_2} dz \partial \xi(z)$. So we get the following contribution,

$$\left\langle \mathcal{B}_6 B_{\zeta_2} B_{\bar{\zeta}_2} B_{s_2} (\xi(\zeta_1(s_2)) - \xi(y'_1)) V_1(\zeta_1(s_2)) \left(e^\phi T_F(y_3) \chi_{\eta\phi}(y'_4) + \chi_{\eta\phi}(y_3) e^\phi T_F(y'_4) \right) V_2^{(0)}(\zeta'_2, \bar{\zeta}'_2) \right\rangle. \quad (63)$$

In this case the spurious pole locations are,

$$\vec{y}'_1 + \vec{y}'_4 + \vec{y}_3 - \vec{\zeta}_1(s_2) = \vec{\Delta}_\delta. \quad (64)$$

Since we choose $y_3 \neq y'_1 \neq y'_4$ we need not worry about the poles due to the PCOs hitting each other.

Part 3 (49) :- Here again we have two types of contributions,

$$\left\langle \mathcal{B}_6 B_{\zeta_1} B_{\bar{\zeta}_1} B_{\zeta_2} B_{\bar{\zeta}_2} e^\phi T_F(y'_1) V_1(\zeta_1, \bar{\zeta}_1) e^\phi T_F(y_3) e^\phi T_F(y'_4) V_2^{(0)}(\zeta'_2, \bar{\zeta}'_2) \right\rangle \quad (65)$$

and

$$\left\langle \mathcal{B}_6 B_{\zeta_1} B_{\bar{\zeta}_1} B_{\zeta_2} B_{\bar{\zeta}_2} V_1(\zeta_1, \bar{\zeta}_1) \left(e^\phi T_F(y'_1) \chi_\xi(y_3) \chi_{\eta\phi}(y'_4) + \dots \text{perm} \dots \right) V_2^{(0)}(\zeta'_2, \bar{\zeta}'_2) \right\rangle. \quad (66)$$

By ...perm... we mean all permutations of $e^\phi T_F$, χ_ξ and $\chi_{\eta\phi}$ keeping the order of y'_1, y_3 and y'_4 fixed. Since V_1 is GSO even we do not pick up any sign from moving the $\chi(y'_1)$ across it. As for the locations of spurious poles we have,

$$\vec{y}'_1 + \vec{y}'_4 + \vec{y}_3 - \vec{\zeta}_1 = \vec{\Delta}_\delta. \quad (67)$$

This is the same as the condition for the previous part with the only difference being the region over which ζ_1 is allowed to vary. Together this cover the full region around ζ'_2 including and bounded by the circle C_2 . One can explicitly check that the condition for the spurious divergence that we get are exactly same for both type of contributions as well as all the permutations.

Part 4 and 5 (50) and (51) :- These two parts have similar contributions the only difference is on which circle we are integrating V_1 over. The contributions are given by,

$$\left\langle \mathcal{B}_6 B_{\zeta_2} B_{\bar{\zeta}_2} B_{s'} (\xi(\zeta_1(s')) - \xi(y'_1)) (\xi(\zeta'_2) - \xi(y'_2)) V_1(\zeta_1(s')) \chi_{\eta\phi}(y_3) \chi_{\eta\phi}(y'_4) V_2(\zeta'_2, \bar{\zeta}'_2) \right\rangle \quad (68)$$

and

$$\left\langle \mathcal{B}_6 B_{\zeta_2} B_{\bar{\zeta}_2} B_{s'} (\xi(\zeta_1(s')) - \xi(y'_1)) (\xi(\zeta'_2) - \xi(y'_2)) V_1(\zeta_1(s')) \chi_{\eta\phi}(y_3) \chi_{\eta\phi}(y'_4) V_2(\zeta'_2, \bar{\zeta}'_2) \right\rangle \quad (69)$$

Part 6 (52) :- Finally the last part has three types of contributions which are,

$$\left\langle \mathcal{B}_6 B_{\zeta_1} B_{\bar{\zeta}_1} B_{\zeta_2} B_{\bar{\zeta}_2} V_1(\zeta_1, \bar{\zeta}_1) \left(e^{\phi} T_F(y'_1) e^{\phi} T_F(y_3) \chi_{\xi}(y'_4) \chi_{\eta\phi}(y'_2) + \dots \text{perm} \dots \right) V_2(\zeta'_2, \bar{\zeta}'_2) \right\rangle, \quad (70)$$

$$\left\langle \mathcal{B}_6 B_{\zeta_1} B_{\bar{\zeta}_1} B_{\zeta_2} B_{\bar{\zeta}_2} V_1(\zeta_1, \bar{\zeta}_1) \left(\chi_{\xi}(y'_1) \chi_{\xi}(y_3) \chi_{\eta\phi}(y'_4) \chi_{\eta\phi}(y'_2) + \dots \text{perm} \dots \right) V_2(\zeta'_2, \bar{\zeta}'_2) \right\rangle, \quad (71)$$

and

$$\left\langle \mathcal{B}_6 B_{\zeta_1} B_{\bar{\zeta}_1} B_{\zeta_2} B_{\bar{\zeta}_2} V_1(\zeta_1, \bar{\zeta}_1) e^{\phi} T_F(y'_1) e^{\phi} T_F(y_3) e^{\phi} T_F(y'_4) e^{\phi} T_F(y'_2) V_2(\zeta'_2, \bar{\zeta}'_2) \right\rangle. \quad (72)$$

Again ...perm... denotes all possible permutations of the relevant operators keeping the order of the arguments fixed. For the parts 4,5 and 6 we again have the same condition for spurious divergences with different allowed regions for ζ_1 to vary. Together they cover the regions around y_3 and y'_4 including and bounded by C and C' respectively. As for the spurious pole conditions we have,

$$\vec{y}'_1 + \vec{y}'_2 + \vec{y}_3 + \vec{y}'_4 - \vec{\zeta}_1 - \vec{\zeta}'_2 = \vec{\Delta}_{\delta}. \quad (73)$$

Notice that we may also have, conditions of the form $\vec{y}'_2 + \vec{y}'_4 + \vec{y}_3 - \vec{\zeta}'_2 = \vec{\Delta}_{\delta}$ and $\vec{y}'_1 + \vec{y}'_4 + \vec{y}_3 - \vec{\zeta}_1 = \vec{\Delta}_{\delta}$. But they don't give any new spurious poles and only reflects the fact that we could move the two PCOs in different orders. As long as we choose y'_1 and y'_2 so that it is away from each other, y_3 , y'_4 and the solutions of (67) and (73) then we are guaranteed to avoid spurious poles.

5 Discussion

In this work we have looked at the two loop two point amplitude for the heterotic string theory which is calculated using the CFT correlation function of two vertex operators corresponding to the string states in NS sector on a genus 2 Riemann surface. Since our goal is to compute mass renormalization of the string states we need to restrict the integration over the moduli space of a genus 2 Riemann surface with 2 punctures, to a subspace known as the 1PI subspace. The region of the moduli space that is left out corresponds to the region where the genus 2 surface degenerates into two genus 1 surfaces each having one extra puncture.

For the case of R sector states the choice of local coordinates used in this work will readily apply although one needs to be careful about the locations of the PCOs especially when one of the plumbing fixture goes to zero (apart from q). The 1PI subspace is identified in the same way as in the NS sector case so the only change that may take place is in the choice of section we made in section 3.2.

Let us again emphasise that we have not been able to do the integration over the moduli space also we have not given the explicit expression for the different correlation functions that appears but were able to provide all the necessary ingredients. This is due to the fact that although we can estimate the spurious pole locations due to the small Hilbert space correlation functions from the large Hilbert space one, the exact expression we were unable

to derive which is necessary to write the expression of the correlation function explicitly. So this we leave as a future direction to this work.

Lastly let us mention again that as a consistency check of the result we obtained, we showed that the mass renormalization due to the graviton vanishes in the appendix. The proof for heterotic strings is quite simple.

In the case of type II strings the choice of section will involve vertical integration for both the left and right moving parts and hence we have many more parts or regions in which the integral has to be broken but the main principle remains the same. Although the vanishing of the graviton two point function in that case requires a bit more work.

Acknowledgements

I would like to thank Prof. Ashoke Sen for his lectures on “Superstring Perturbation Theory” in ICTS, Bangalore, March 2022 [43], a version of which was also given in LACES, GGI Florence, December 2021 [42]. This work is supported in parts by the Infosys grant to Chennai Mathematical Institute.

A Graviton 2 point function at 2-loop

In this appendix we consider the 2 loop 2 point function of the graviton. The vertex operator for the graviton in the -1 picture is,

$$V_g(z, \bar{z}) = \varepsilon_{\mu\nu} c \bar{c} e^{-\phi} \psi^\mu(z) \bar{\partial} X^\nu(\bar{z}) e^{ik \cdot X(z, \bar{z})}, \quad \text{with } k^2 = 0, \quad k^\mu \varepsilon_{\mu\nu} = k^\nu \varepsilon_{\mu\nu} = 0. \quad (74)$$

To get the 0 - picture vertex we simply look at the OPE of $\chi(z)$ with $V_g(w, \bar{w})$, and the only contributing term i.e. the term which is non vanishing in the $z \rightarrow w$ limit is given by,

$$\begin{aligned} e^\phi T_F(z) V_g(w, \bar{w}) &\sim i\sqrt{2} \varepsilon_{\mu\nu} c \bar{c} (z - w) \left(\frac{\partial X^\mu(w)}{2(z - w)} - \frac{ik \cdot \psi}{2(z - w)} \psi^\mu(w) \right) \bar{\partial} X^\nu(\bar{w}) e^{ik \cdot X(w, \bar{w})} \\ \Rightarrow V_g^{(0)}(w, \bar{w}) &= \frac{i}{\sqrt{2}} \varepsilon_{\mu\nu} c \bar{c} (\partial X^\mu(w) - i(k \cdot \psi) \psi^\mu(w)) \bar{\partial} X^\nu(\bar{w}) e^{ik \cdot X(w, \bar{w})}. \end{aligned} \quad (75)$$

Notice that all the different types of correlation functions that occur in the different regions of integration in (47)-(52) have a common anti-holomorphic part since we are considering the heterotic string theory. From the above expression of -1 and 0 picture vertices of the graviton we have the matter anti-holomorphic part given by,

$$\varepsilon_{\mu\nu}^{(1)} \varepsilon_{\rho\sigma}^{(2)} \bar{\partial} X^\nu(\bar{\zeta}_1) \bar{\partial} X^\sigma(\bar{\zeta}'_2) e^{ik_1 \cdot X(\zeta_1, \bar{\zeta}_1)} e^{ik_2 \cdot X(\zeta'_2, \bar{\zeta}'_2)}, \quad (76)$$

with $(\zeta'_2, \bar{\zeta}'_2) \equiv (-q/\zeta_2, -\bar{q}/\bar{\zeta}_2)$ as in section 4.2. Now from the correlation function of the $e^{ik \cdot X}$ factors we get an overall momentum conserving delta function $(2\pi)^{10} \delta^{10}(k_1 + k_2)$ which is why we can set $k_2 = -k_1$. Now since $k_1^2 = k_2^2 = 0$ we have $|E(\zeta_1, \zeta'_2)|^{-k_1^2} = 1$ from (22). So all the poles come from the contraction of $\bar{\partial} X$ with another $\bar{\partial} X$ or $e^{ik \cdot X}$.

From Cauchy's residue theorem we need to consider only terms with single poles (in the variables over which we integrate) to get a non zero answer. We know that the full correlation function is a product of the holomorphic and anti-holomorphic part, so let us focus on the anti-holomorphic contribution first. From [40] one can conclude that there are three types of contributions i.e. a double pole, a single pole and a regular piece in $\bar{\zeta}_1$. We should emphasise that in [40] the authors considered a torus. In our case the actual expressions will involve the prime form $E(x, y)$ (instead of $\vartheta_{11}(z, \tau)$) and the determinant of the imaginary part of the genus 2 period matrix (instead of τ_2) but the fact that the pole structures will be similar is justified by the OPEs of these fields and also the way the authors prove this result. The key point is that the single pole contribution is proportional to k_1^ν or $k_2^\sigma (= -k_1^\sigma)$, so we get the following single pole contribution upto over all factors ($z_{12'} = \zeta_1 - \zeta_2'$),

$$\begin{aligned} \sim -\varepsilon_{\mu\nu}^{(1)}\varepsilon_{\rho\sigma}^{(2)} & \left(k_1^\nu k_2^\gamma (p_\gamma \cdot \vec{\omega}(z_{12'})) (p^\sigma \cdot \text{Im}(\vec{z}_{12'})) \bar{\partial}_{\zeta_1} \ln \bar{E}(\bar{\zeta}_1, \bar{\zeta}_2') \right. \\ & \left. + k_2^\sigma k_1^\gamma (p_\gamma \cdot \vec{\omega}(z_{12'})) (p^\nu \cdot \text{Im}(\vec{z}_{12'})) \bar{\partial}_{\zeta_2'} \ln \bar{E}(\bar{\zeta}_1, \bar{\zeta}_2') \right) \end{aligned} \quad (77)$$

Thus by the on-shell condition (74), these contributions vanish giving us the expected result.

References

- [1] P. C. Nelson, "Covariant Insertion of General Vertex Operators," Phys. Rev. Lett. 62, 993 (1989).
- [2] C. Vafa, "Operator Formulation on Riemann Surfaces," Phys. Lett. B 190, 47 (1987).
- [3] C. Vafa, "Conformal Theories and Punctured Surfaces," Phys. Lett. B 199, 195 (1987).
- [4] A. G. Cohen, G. W. Moore, P. C. Nelson and J. Polchinski, "An Off-Shell Propagator for String Theory," Nucl. Phys. B 267, 143 (1986); "Semi Off-shell String Amplitudes," Nucl. Phys. B 281, 127 (1987).
- [5] L. Alvarez Gaume, C. Gomez, G. Moore and C. Vafa, "Strings in the operator formalism", Nucl. Phys. B 303, 455 (1988).
- [6] L. Alvarez Gaume, C. Gomez, P. Nelson, G. Sierra and C. Vafa, "Fermionic strings in the operator formalism", Nucl. Phys. B 311, 333 (1988).
- [7] J. Polchinski, "Factorization of Bosonic String Amplitudes," Nucl. Phys. B 307, 61 (1988).
- [8] R. Pius, A. Rudra and A. Sen, "Mass Renormalization in String Theory: Special States," doi:10.1007/JHEP07(2014)058 [arXiv:1311.1257 [hep-th]].
- [9] R. Pius, A. Rudra and A. Sen, "Mass Renormalization in String Theory: General States," arXiv:1401.7014 [hep-th].

- [10] E. Witten, “Noncommutative Geometry and String Field Theory,” Nucl. Phys. B 268, 253 (1986).
- [11] B. Zwiebach, “Closed string field theory: Quantum action and the B-V master equation”, Nucl. Phys. B, doi:10.1016/0550-3213(93)90388-6 [arXiv: hep-th/9206084].
- [12] L. Rastelli and B. Zwiebach, “The Off-shell Veneziano amplitude in Schnabl gauge,” JHEP 0801, 018 (2008) [arXiv:0708.2591 [hep-th]].
- [13] A. Sen, “BV Master Action for Heterotic and Type II String Field Theory”,doi: 10.1007/JHEP02(2016)087 JHEP 02, 2016 [arXiv:1508.05387 [hep-th]].
- [14] E. Witten, “Interacting Field Theory of Open Superstrings,” Nucl. Phys. B 276, 291 (1986).
- [15] R. Saroja and A. Sen, “Picture changing operators in closed fermionic string field theory,” Phys. Lett. B 286, 256 (1992) [hep-th/9202087].
- [16] N. Berkovits, “SuperPoincare invariant superstring field theory,” Nucl. Phys. B 450 (1995) 90 [Erratum-ibid. B 459 (1996) 439] [hep-th/9503099].
- [17] N. Berkovits, “The Ramond sector of open superstring field theory,” JHEP 0111 (2001) 047 [hep-th/0109100].
- [18] Y. Okawa and B. Zwiebach, “Heterotic string field theory,” JHEP 0407 (2004) 042 [hep-th/0406212].
- [19] N. Berkovits, Y. Okawa and B. Zwiebach, “WZW-like action for heterotic string field theory,” JHEP 0411 (2004) 038 [hep-th/0409018].
- [20] M. Kroyter, Y. Okawa, M. Schnabl, S. Torii and B. Zwiebach, “Open superstring field theory I: gauge fixing, ghost structure, and propagator,” JHEP 1203 (2012) 030 [arXiv:1201.1761 [hep-th]].
- [21] B. Jurco and K. Muenster, “Type II Superstring Field Theory: Geometric Approach and Operadic Description,” JHEP 1304 (2013) 126 [arXiv:1303.2323 [hep-th]].
- [22] Y. Iimori, T. Noumi, Y. Okawa and S. Torii, “From the Berkovits formulation to the Witten formulation in open superstring field theory,” JHEP 1403 (2014) 044 [arXiv:1312.1677 [hep-th]].
- [23] T. Erler, S. Konopka and I. Sachs, “Resolving Witten’s superstring field theory,” JHEP 1404 (2014) 150 [arXiv:1312.2948 [hep-th]]; “NS-NS Sector of Closed Superstring Field Theory,” arXiv:1403.0940 [hep-th].
- [24] H. Kunitomo, “The Ramond Sector of Heterotic String Field Theory,” PTEP 2014 4, 043B01 [arXiv:1312.7197 [hep-th]].
- [25] H. Kunitomo and Y. Okawa, “Complete action for open superstring field theory”, PTEP 2016 (2016) 2, 023B01 [arXiv: 1508.00366 [hep-th]].

- [26] C. de Lacroix, H. Erbin, S.P. Kashyap, A. Sen and M. Verma “Closed Superstring Field Theory and its Applications”, *Int. J. Mod. Phys. A* 32, no.28n29, 1730021 (2017) doi:10.1142/S0217751X17300216 [arXiv:1703.06410 [hep-th]].
- [27] S. F. Moosavian, A. Sen, M. Verma, “Superstring field theory with open and closed strings”, *JHEP* 01 (2020) 183 [arXiv:1907.10632[hep-th]].
- [28] E. Witten, “Superstring Perturbation Theory Revisited,” arXiv:1209.5461 [hep-th].
- [29] A. Belopolsky, “De Rham cohomology of the supermanifolds and superstring BRST cohomology,” *Phys. Lett. B* 403, 47 (1997) [hep-th/9609220]; “New geometrical approach to superstrings,” hep-th/9703183.
- [30] A. Belopolsky, “Picture changing operators in supergeometry and superstring theory,” hep-th/9706033.
- [31] E. D’Hoker and D. H. Phong, “Two loop superstrings. I. Main formulas,” *Phys. Lett. B* 529, 241 (2002) [hep-th/0110247]. “II. The Chiral measure on moduli space,” *Nucl. Phys. B* 636, 3 (2002) [hep-th/0110283]. “III. Slice independence and absence of ambiguities,” *Nucl. Phys. B* 636, 61 (2002) [hep-th/0111016]. “IV: The Cosmological constant and modular forms,” *Nucl. Phys. B* 639, 129 (2002) [hep-th/0111040]. “V. Gauge slice independence of the N-point function,” *Nucl. Phys. B* 715, 91 (2005) [hep-th/0501196]. “VI: Non-renormalization theorems and the 4-point function,” *Nucl. Phys. B* 715, 3 (2005) [hep-th/0501197]. “VII. Cohomology of Chiral Amplitudes,” *Nucl. Phys. B* 804, 421 (2008) [arXiv:0711.4314 [hep-th]].
- [32] E. Witten, “Notes On Supermanifolds and Integration,” arXiv:1209.2199 [hep-th]; “Notes On Super Riemann Surfaces And Their Moduli,” arXiv:1209.2459 [hep-th]; “Notes On Holomorphic String And Superstring Theory Measures Of Low Genus,” arXiv:1306.3621 [hep-th].
- [33] R. Donagi and E. Witten, “Supermoduli Space Is Not Projected,” arXiv:1304.7798 [hep-th]; “Super Atiyah classes and obstructions to splitting of supermoduli space,” arXiv:1404.6257 [hep-th].
- [34] A. Sen, “Off-shell Amplitudes in Superstring Theory”, *Fortsch.Phys.* 63 (2015) 149-188 [arXiv: 1408.0571 [hep-th]].
- [35] D. Friedan, E. J. Martinec and S. H. Shenker, “Conformal Invariance, Supersymmetry and String Theory,” *Nucl. Phys. B* 271, 93 (1986).
- [36] E. Verlinde and H. Verlinde, “Multiloop Calculations in Covariant Superstring Theory”, *Phys. Lett. B* 192 (1987) 95-102.
- [37] A. Sen, “S-duality Improved Superstring Perturbation Theory”, *JHEP* 11 (2013) 029 [arXiv:1304.0458] [INSPIRE].
- [38] A. Sen, “One loop mass renormalization of unstable particles in superstring theory”, *JHEP* 11 (2016) 050 [arXiv:1607.06500] [INSPIRE].

- [39] E. P. Verlinde and H. L. Verlinde, “Chiral Bosonization, Determinants and the String Partition Function,” Nucl. Phys. B 288, 357 (1987).
- [40] Joseph J. Atick and Ashoke Sen, “Covariant One Loop Fermion Emission Amplitudes in Closed String Theories”, Nucl. Phys. B 10.1016/0550-3213(87)90075-7
- [41] J. Polchinski, “String theory. Vol. 1: An introduction to bosonic string”, Cambridge University Press.
J. Polchinski, “String theory. Vol. 2: Superstring theory and beyond”, Cambridge University Press.
- [42] A. Sen, Lectures on “Superstring Perturbation Theory”, LACES, GGI Florence,
<https://www.youtube.com/playlist?list=PLbcx3dKCUhgZv6nW1OiritN2rhfHoVXS4>
- [43] A. Sen, Lectures on “Superstring Perturbation Theory”, ICTS Bangalore,
<https://www.youtube.com/watch?v=tQguOOdsVHo>