

Biographical: A Semi-Supervised Relation Extraction Dataset

Alistair Plum
RGCL,
University of Wolverhampton, UK
a.j.plum@wlv.ac.uk

Tharindu Ranasinghe
RGCL,
University of Wolverhampton, UK
tharindu.ranasinghe@wlv.ac.uk

Spencer Jones
History, Politics and War Studies,
University of Wolverhampton, UK
spencer.jones@wlv.ac.uk

Constantin Orăsan
Centre for Translation Studies,
University of Surrey, UK
c.orasan@surrey.ac.uk

Ruslan Mitkov
RGCL,
University of Wolverhampton, UK
r.mitkov@wlv.ac.uk

ABSTRACT

Extracting biographical information from online documents is a popular research topic among the information extraction (IE) community. Various natural language processing (NLP) techniques such as text classification, text summarisation and relation extraction are commonly used to achieve this. Among these techniques, RE is the most common since it can be directly used to build biographical knowledge graphs. RE is usually framed as a supervised machine learning (ML) problem, where ML models are trained on annotated datasets. However, there are few annotated datasets for RE since the annotation process can be costly and time-consuming. To address this, we developed *Biographical*, the first semi-supervised dataset for RE. The dataset, which is aimed towards digital humanities (DH) and historical research, is automatically compiled by aligning sentences from Wikipedia articles with matching structured data from sources including Pantheon and Wikidata. By exploiting the structure of Wikipedia articles and robust named entity recognition (NER), we match information with relatively high precision in order to compile annotated relation pairs for ten different relations that are important in the DH domain. Furthermore, we demonstrate the effectiveness of the dataset by training a state-of-the-art neural model to classify relation pairs, and evaluate it on a manually annotated gold standard set. *Biographical* is primarily aimed at training neural models for RE within the domain of digital humanities and history, but as we discuss at the end of this paper, it can be useful for other purposes as well.

CCS CONCEPTS

• **Computing methodologies** → **Information extraction; Language resources.**

KEYWORDS

Biographical Information Extraction, Relation Extraction, Transformers

Permission to make digital or hard copies of all or part of this work for personal or classroom use is granted without fee provided that copies are not made or distributed for profit or commercial advantage and that copies bear this notice and the full citation on the first page. Copyrights for components of this work owned by others than ACM must be honored. Abstracting with credit is permitted. To copy otherwise, or republish, to post on servers or to redistribute to lists, requires prior specific permission and/or a fee. Request permissions from permissions@acm.org.

SIGIR '22, July 11–15, 2022, Madrid, Spain

© 2022 Association for Computing Machinery.

ACM ISBN 978-1-4503-8732-3/22/07...\$15.00

<https://doi.org/10.1145/3477495.3531742>

ACM Reference Format:

Alistair Plum, Tharindu Ranasinghe, Spencer Jones, Constantin Orăsan, and Ruslan Mitkov. 2022. Biographical: A Semi-Supervised Relation Extraction Dataset. In *Proceedings of the 45th International ACM SIGIR Conference on Research and Development in Information Retrieval (SIGIR '22)*, July 11–15, 2022, Madrid, Spain. Madrid, Spain, 10 pages. <https://doi.org/10.1145/3477495.3531742>

1 INTRODUCTION

As web technology continues to thrive, documents containing biographical information are continuously generated and published online in large numbers [16]. These online documents contain essential facts or events related to the life of well-known and lesser-known individuals, which can be used to populate structured biographical databases [25, 28]. These databases are capable of supporting many interesting studies in humanities, and related areas [38] as we describe in Section 5. However, manually extracting information from a massive document collection is impossible, given the amount of information available online. Therefore, NLP methods can be used to process these documents automatically.

Previous studies have used many NLP techniques including text classification [10, 19], named entity recognition (NER) [12] and summarisation [39] to perform biographical information extraction, which we describe thoroughly in Section 2. However, a major weakness in these studies is that they can not be used directly to populate a database. Instead, they need to be combined with other NLP techniques to extract the structured information required for databases. A different approach, which we employ in this study, is to design biographical information extraction as a relation extraction (RE) task.

RE is the task of extracting semantic relationships between entities from a document, which can in turn be used to populate a database with relational facts contained in a piece of text. Consider the following two text pieces on two different people.

Text 1: William Shakespeare was born and raised in Warwickshire. At the age of 18, he married Anne Hathaway, with whom he had three children: Susanna Hall and twins Hamnet Shakespeare and Judith Quiney.

Text 2: Henry Baynton (23 September 1892 in Warwickshire – 2 January 1951 in London) was a British Shakespearean actor of the early 20th century.

For the texts shown above, the RE model can extract triples, which can be represented as edges in a knowledge graph, such as <William Shakespeare, *Spouse*, Anne Hathaway>. Table 1 shows some of the relationship triples that can be extracted from the above two text pieces. Combining such triples, a system can produce a knowledge graph of relational facts between persons, occupations, and locations in the text. A knowledge graph derived from the relationships in Table 1 is shown in Figure 1.

Object	Relation	Object
William Shakespeare	<i>Birth Place</i>	Warwickshire
William Shakespeare	<i>Spouse</i>	Anne Hathaway
William Shakespeare	<i>Child</i>	Susanna Hall
William Shakespeare	<i>Child</i>	Hamnet Shakespeare
William Shakespeare	<i>Child</i>	Judith Quiney
William Shakespeare	<i>Occupation</i>	Actor
William Shakespeare	<i>Occupation</i>	Playwright
Henry Baynton	<i>Occupation</i>	Actor
Henry Baynton	<i>Birth Place</i>	Warwickshire

Table 1: Example Biographical Relationship Triples

Knowledge graphs are commonly used by companies to provide information to end-users and understand relationships between various types of entities. Several machine learning models including recurrent neural networks (RNN) [7, 31], convolutional neural networks (CNN) [23, 37], graph neural networks (GNN) [3, 32] and transformers [13, 17] have been proposed to automatically extract relationships from texts. These machine learning models use a supervised paradigm where the models require a dataset similar to Table 1 to train. Therefore, the NLP community has a growing interest in producing datasets capable of training machine learning models to perform RE. Several datasets in this area, such as NYT24 [9], and TACRED [38] have been released for this purpose. However, all of these datasets are manually annotated, which makes it difficult to expand RE to different genres and languages. In this paper, we propose a novel approach for producing RE datasets that is semi-supervised and can be expanded easily to other domains and languages. As far as we know, an approach such as this has not yet been proposed. We develop the first dataset of this kind and evaluate its usefulness. If the approach does prove to be useful, it will significantly reduce the burden on the manual annotation process, as well as language and domain-specific expertise.

The main contributions of this paper are the following:

- (1) We introduce Biographical; the first and the largest dataset for biographical RE built in a semi-supervised manner with ten relationship categories. We also produce a manually annotated subset that can be used for evaluation¹.
- (2) We evaluate four machine learning models to perform biographical RE, based on state-of-the-art transformer models such as BERT [6].
- (3) We provide important resources to the community: the dataset, the code, and the pre-trained models are made available to everyone interested in working on biographical RE using the same methodology.

¹The dataset is available at <https://plumaj.github.io/biographical/>

The rest of the paper is structured as follows. Section 2 presents an overview of related work. Section 3 describes the data compilation process involved in this study. In Section 4 we explain the experiments carried out, as well as an evaluation of the experiments. Finally, the paper outlines an intended future study and provides conclusions.

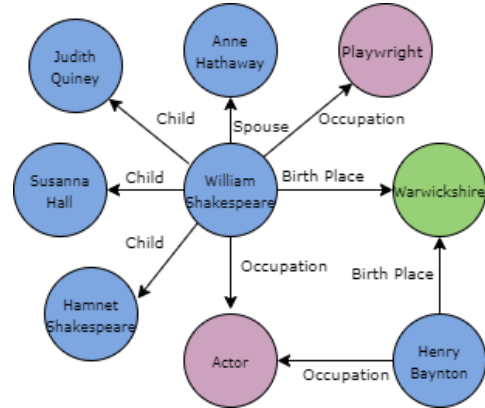


Figure 1: Example Knowledge Graph

2 RELATED WORK

Extracting biographical information from documents is a popular research area in the NLP community. Most of these studies use different NLP techniques on open and free resources such as Wikipedia.

Text classification is one of the first NLP techniques used to extract biographical information. Biadisy et al. [4] used an unsupervised sentence classification framework to extract biographies from Wikipedia articles. In more recent work, Palmero Aprosio and Tonelli [19] have trained various machine learning classifiers to detect biographical sections in Wikipedia texts using a supervised approach. In a different work, Hogue et al. [10] use Wikipedia page traffic data to determine sentences of importance in Wikipedia articles.

Text summarisation is another popular NLP technique that has been used to extract biographical information. Biadisy et al. [4] use Wikipedia articles together with the TDT4 news corpus² to train an unsupervised multi-document summariser for biographical information. They used a support vector machine model and achieved state-of-the-art performance at the time on the DUC2004 dataset [18]. The approach is based on the one proposed by Zhou et al. [39] who similarly used Wikipedia data to develop a system for summarisation using a Naive Bayes architecture. Chisholm et al. [5] combine Wikipedia text and Wikidata information to generate one-sentence summaries from structured biographical information. First, the approach identifies potential biographical candidates from Wikidata, then learns to generate the short summaries by mapping structured information to the first sentence of the matching article in Wikipedia. Thus follows the mostly standardised pattern of the

²<https://catalog.ldc.upenn.edu/LDC2005S11>

first sentence of a Wikipedia article containing most of the relevant information about a person.

However, none of these approaches can be used directly to create a knowledge graph. Therefore, more recent work in biographical information extraction has modelled the task as a RE problem. Several ML models have been developed to perform RE. Early approaches for RE were based on traditional machine learning models such as support vector machines [14], and decision trees [24]. But with the introduction of word embeddings and the success of neural network architectures in different areas, the NLP community has used a wide range of neural network architectures for the RE task. Zeng et al. [37] have used a CNN architecture and a synonym dictionary to integrate semantic knowledge into the neural network. In a different approach, Zeng et al. [37] use lexical features with the word embeddings [26] fed into a CNN to perform RE. RNNs have also been popularly used in RE. Miwa and Bansal [15] utilised a Tree Long Short-Term Memory (LSTM) network to perform RE. Zhou et al. [40] used an attention-based bi-directional LSTM network on the SemEval-2010 relation classification task [8] and show that it provides good results. The current state-of-the-art in RE, also used for this research, is based on neural transformers [3]. These transformer models are trained using a language modelling task such as masked language modelling or next sentence prediction and then have been used to perform RE as a downstream NLP task. Results on recent RE datasets show that transformers outperform the previous architectures based on RNNs and CNNs [3, 33].

All the ML models for RE mentioned above follow a supervised paradigm where an annotated dataset is required to train the ML model. The most common datasets used for this are NYT24 [9], NYT29 [22] and TACRED [38]. All these datasets have been created using manual annotation. As we mentioned before, since the annotation process is expensive, these datasets are limited in size. For example, TACRED, the largest RE dataset, has only 106,264 instances. This can prove not enough to train data-driven methods, especially those based on neural networks. Furthermore, the manual annotation process limits the expansion of RE research to different domains and languages. To address this problem, we propose a semi-supervised approach to create RE datasets using a similar approach to Chisholm et al. [5] which we describe in the next section.

3 DATA COMPILATION

The data compilation process is divided into two steps. The first step involves the selection of our data sources, which are one of the most fundamental aspects of the approach (Section 3.1). Our approach requires a source of textual data and a source of structured information that is related to the textual data. The second step concerns the processing of the different data sources, as well as matching operations that allow for the automatic labelling process (Section 3.2). These steps lead to the final dataset consisting of sentences, marked entities and their respective relation.

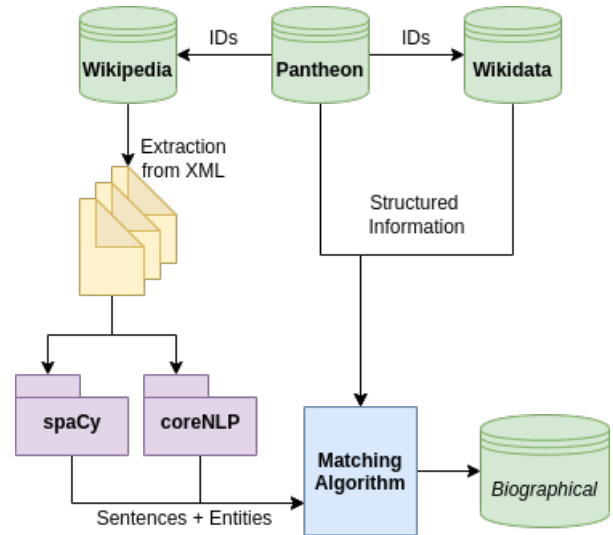


Figure 2: System Architecture

3.1 Data Sources

Our semi-supervised approach combines data from three different sources: Wikipedia³, Wikidata⁴ and Pantheon⁵ [36]. Wikipedia serves as the main source of textual data, in the form of sentences taken from specific articles. Pantheon and Wikidata serve as our sources of structured information. We also use Pantheon to select our initial set of biographical articles from Wikipedia. We target specific biographical articles in Wikipedia that are confirmed by the Pantheon dataset. Next, we iterate over the sentences of each article and tag the named entities, including locations and dates, using spaCy⁶ and Stanford CoreNLP⁷. Finally, we augment the structured data from the Pantheon dataset with information from Wikidata. This expanded dataset is matched to sentences in Wikipedia, allowing us to label each sentence according to the type of relation. We discuss each of the data sources in more detail in the following sections.

3.1.1 Wikipedia. Wikipedia is a free, online encyclopedia that contains a large amount of information about people, and as such, serves as the backbone of our approach. It is a vast resource of textual data, that is linked to a number of different projects that relay the contained information in a structured way. The next steps in our approach will focus on connecting the structured data with the textual data.

For processing Wikipedia textual data, we follow a previously established workflow [20] which has proved to be efficient. We work with Wikipedia database backup dumps, which are an exact copy of all Wikipedia articles of a given language at a specific point in time. We use the *enwiki-20190420* dump, which corresponds to the content of English Wikipedia on 20th of April 2019. Once

³<https://www.wikipedia.org/>

⁴https://www.wikidata.org/wiki/Wikidata:Main_Page

⁵<https://pantheon.world/>

⁶<https://spacy.io/>

⁷<https://stanfordnlp.github.io/CoreNLP/>

downloaded, we extract articles corresponding to the entries in the Pantheon dataset, which is done via the Wikipedia IDs. Extracting the text can be a complex task in itself, since the structure of the XML file is not uniform, as well as including certain XML parts that have to be expanded. Since the extraction of text from Wikipedia is not our main goal and could warrant a separate project, we use an existing tool for the extraction process. The `wikiextractor`⁸ package for Python converts articles to plain text. We observed some extraction problems, such as XML-tag artefacts, mismatched quotation marks, and incomplete or illegible sentences, which we remove at the processing stage with regular expressions.

3.1.2 Pantheon. In order to determine which articles in Wikipedia are biographical, i.e. containing information that pertains to a person, we use the Pantheon dataset [36]. According to its creators, "*Pantheon [is] focused on biographies with a presence in 15 different languages in Wikipedia*" and consists of roughly 85,000 entries. While it was initially created mostly by hand, its later iterations have used a classifier to determine and extract further entries. One particular characteristic of this dataset is that each article has to contain unambiguous links to the respective Wikipedia and Wikidata pages. This allows us to identify which articles from Wikipedia contain the relevant information. While this could be done just using Wikidata, Pantheon has been (at least partly) manually verified. Because Pantheon only includes persons whose articles are available in 15 different languages, this ensures that a person is somewhat well-known, in turn making a longer Wikipedia article more likely.

In addition, each entry includes basic information, which we match to sentences from the corresponding Wikipedia articles. This mainly includes information such as dates of birth and death, places of birth and death, and main occupation. The included information allows us to label the *birthdate*, *deathdate*, *birthplace*, *deathplace* and *occupation* relations, while also allowing us to confirm the name of a person. As these relations are only half of the relations we target, we use the included Wikidata ID to obtain the other half of the relations (introduced next).

3.1.3 Wikidata. Wikidata is described as a "*free, collaborative, multilingual, secondary database*" that "*provides support for Wikipedia [...]*" [27]. Wikidata ties in well with the two other sources of data that we use. Since it provides most of the information from a Wikipedia page (and often more) in a structured format, we use it to augment the Pantheon dataset. Since the Pantheon dataset provides distinct identifiers for Wikipedia and Wikidata, selecting the correct entity is a straight-forward task. Using the corresponding entries, we add the *educatedAt*, *ofParent*, *sibling* and *hasChild* relations, as well as *other*. In the case of the last relation, we use this to categorise any relation that is not explicitly targeted here and make sure that the information matched is not part of any of the nine other relations.

3.2 Automatic Labelling

The next step in the approach is the automatic labelling of sentences. Once we have extracted the text of each Wikipedia article, we begin processing the texts, using `spaCy` NER to tag persons,

locations, organisations, dates, as well as Stanford CoreNLP Entity information to tag occupations in each article. It should be noted that we run `spaCy` at runtime, but we carried out one full annotation run with Stanford CoreNLP on all articles, which we store and subsequently only access. This is because we found Stanford CoreNLP too slow for multiple runs.

Each sentence of an article is processed in order to determine whether it is about the main person of the article. To accomplish this, the script matches the name with the person tags in the sentence, and also allows some substring matches, such as first and last name excluding any other titles, or last name only. If a match is found, the sentence is regarded as containing some information about that person. This is ensured because the sentence is taken from that person's article and it includes that person's name.

After a positive match is made within a sentence, we check the other tagged entities in the sentence (locations, organisations, dates and occupations) against the information provided by the Pantheon dataset and respective Wikidata entry. Each matched pair, for instance a *name* and a *location*, is then marked with `<eN>` (begin) and `</eN>` (end) tags, where N is either 1 or 2, depending on the position of the entity (i.e. first or last). This is followed by the respective relation tag. The following text box shows an example of this. We estimate that this approach could be extended to all relations where it would be possible match the information in a sentence in this way.

Text 1: `<e1>`William Shakespeare`</e1>` was born and raised in `<e2>`Warwickshire`</e2>`.

We hypothesise that this simple combination of named entity tagging and string matching works because of the controlled circumstances, which were mentioned at the beginning of this section. We only allow matches involving the person who is the main subject of an article, ensuring that statements made in sentences are most likely to be about this person. This may sound quite obvious at first. However, sentences taken from articles at random, matching random people, do not necessarily contain statements about that person. If the subject of the Wikipedia article is a certain person, most, if not all, statements made mentioning that person are likely to directly relate to that person.

Another control mechanism involves the structure of Wikipedia. Often we find a number of opening paragraphs containing the most important information about a person (or other entity). First mentions of certain facts are likely to be the main information, such as the first date mentioned usually being the date of birth, first mentioned locations being the places of death and/or birth, job titles usually the corresponding (and main) occupation of the person and so on. It should be mentioned, however, that this structure can cause problems, as will be elaborated on in section 4.2.

It is important to note that not every relation is always found for every entity. We therefore tried different processing approaches for the textual data, detailed in Section 4.1. A breakdown of the number of relations per set is presented in Section 4.2. Each relation also requires slightly different handling depending on the type of information. Tasks include date normalisation, partial matching for occupations, and exact location name matching. Exact details are presented in the following sections.

⁸<https://github.com/attardi/wikiextractor>

3.2.1 Date-based Relations. This set of relations includes *birthdate* (date of birth) and *deathdate* (date of death). In order to match these relations, the system checks for a *DATE* entity in the sentence, which is normalised to *YYYY-MM-DD* format. We use the `dateparser`⁹ package and use the date of processing as a relative date (for rare cases such as *tomorrow* or *today*). Furthermore, we use the first match for both relations, discarding subsequent matches. This mode of processing aligns with our restrictive approach, which assumes most pertinent information to mentioned towards the beginning of a Wikipedia article, rather than towards the end.

3.2.2 Name-based Relations. This set of relations includes *offParent*, *sibling* and *hasChild*, as well as *educatedAt* (the place of education). For these name-based relations, the system checks a sentence for *PER* and *ORG* tags. It is ensured that only full matches are accepted, even though it may seem favourable to accept partial matches, at least for anything concerning persons. This is because with persons, it can be reasonable to allow just the first or last name to match. However, we found during the manual annotation process (Section 4.2) that too many false matches occurred, caused by different persons having the same name.

3.2.3 Entity Information Relations. Only the *occupation* relation is included in this group. Since `spaCy`'s NER capabilities do not include any tags such as *title* or *job*, we opted to use `Stanford CoreNLP`'s entity information processing to add this relation. We could have trained the `spaCy` model to include a new entity type for this step. In the end, we used `CoreNLP` as we felt training a new relation could potentially introduce another layer of errors.

The system lookup for this relation functions in a similar way to the previous set of relations, only that instead the `CoreNLP` information is accessed for matching. As mentioned, we run the initial `CoreNLP` processing separately due to the increased run time. Again, we only allow the complete first match to be annotated. Potentially, this relation set could be extended by using further occupation information from Wikidata, which in most cases lists a number of different occupations for a person, rather than the one main occupation listed in Pantheon.

3.2.4 Other Relations. This class of relations, labelled as *other* in the dataset, is used for all other relations. It is essentially the zero class, that is labelled when all other lookups in a sentence have failed. The *other* label is then applied to an entity pair that does not appear to be part of any of the other nine relations matched. Since we obtain more sentence from this class than all the other nine combined, we randomly select sentences and balance according to the total number of all other sentences containing relations. We balance the *other* relation class to make it equivalent in size with the remaining nine relations combined.

If in future more relations are added to the dataset, it would be vital to ensure that these *Other* labelled sentences do not contain the new relations, since they could conceivably be anything.

4 EXPERIMENTS

We carried out multiple experiments to estimate the quality and usefulness of this dataset. First, we examined the effects of different

⁹<https://dateparser.readthedocs.io/en/latest/>

processing approaches for the article texts. Next, we manually annotated a small sub-set of sentences to pinpoint potential problems and to create a gold-standard set for evaluation purposes. After re-running the compilation process, taking into account certain observations and minor processing improvements after manual annotation, we trained a number of state-of-the-art ML models using the training datasets, and evaluate the performance using the gold set.

4.1 Labelling Approaches

For the process of automatically labelling each entity pair with a corresponding relation, we work at the document and sentence levels of a relevant Wikipedia article. At the document level we carry out all the NLP processing, such as NER, and then split the article into its sentences, to process each sentence. However, we wanted to assess the effect of two further approaches of processing the articles: First, we wanted to see how well co-reference resolution performs on the Wikipedia texts, and whether it would yield more annotated sentences (Section 4.1.1). Next, we looked into addressing sentence diversity, by implementing an approach that skips the first sentence of an article (Section 4.1.2).

4.1.1 Coref Set. We hypothesise that replacing co-referential entity mentions will allow the matching algorithm to find more matches overall. This would be due to the fact that more names would be matched because of the increased presence. Detecting more names could then potentially lead to more relation matches overall. For this, we used `spaCy`'s built-in co-reference resolution capabilities to automatically replace entity mentions with the most probable entity. The matching step is carried out using the text where all the entities have been replaced.

Table 2 shows the number of relations found across each of the sets we compiled: normal, coref, which is described here, and skip, which is described in the next section. The last line of the table shows the total number of relations found per set.

	normal	coref	skip
birthdate	52,083	48,004	45,366
birthplace	50,396	46,552	19,746
deathdate	17,376	14,505	87,93
deathplace	19,055	20,444	11,202
occupation	41,469	41,469	17,642
offParent	6,503	10,301	6,022
educatedAt	5,738	9,430	5,694
hasChild	2,343	4,042	2,215
sibling	2,189	3,618	2,098
other	197,952	199,165	119,578
Total	395,104	397,530	238,356

Table 2: Number of relations in each set: normal uses the normal processing method, coref uses automatic coreference resolution and skip skips the first sentence of each article.

If we compare the overall counts of the relations of the normal and coref sets, we observe a small increase. However, looking at the counts of the different relation types, we see that it is not a simple increase across the board. In fact, we see fewer matches

in certain cases. Upon further inspection, we found that this was mainly due to the automatic replacement process producing illegible sentences through incorrect replacements. The two main problems were entities that are scrambled and sentences being unintelligible because every single entity mention was replaced with one main entity, that was often also too long.

The main problems are demonstrated in the two examples below. In the first sentence, an entity has been replaced many times, including an opening bracket. Cases like these were observed frequently, and with more characters added. These cases introduced matching errors in the set. In the second example, we see a nested replacement, which similarly causes matching problems.

Replaced: Born in <e1>Évreux</e1>, Eure, a great fan of **Paris Saint-Germain Paris Saint-Germain** since <e2>**Bernard Mendy**</e2> (childhood, **Bernard Mendy** (achieved **Bernard Mendy** (ambitions in 2000 when **Bernard Mendy** (joined PSG from SM Caen.

Original: Born in <e1>Évreux</e1>, Eure, a great fan of Paris Saint-Germain since his childhood, he achieved his ambitions in 2000 when he joined PSG from SM Caen.

Replaced: The hundreds of volumes contained **Queen Victoria's Queen** <e1>**Victoria**</e1>'s personal views of [...]

Original: The hundreds of volumes contained **Queen Victoria's** personal views of [...]

To understand better why this approach does not work well, we carried out a manual annotation of 100 randomly selected sentences per relation from this set, which is described in Section 4.2. We also trained a neural model using this dataset, the evaluation of this is detailed in Section 4.3.

4.1.2 Skip Set. The *skip set* was compiled to study the effects of leaving out the first sentence of an article from Wikipedia. One problem with using Wikipedia texts stems from the first sentence of an article, or rather the structure of the first sentence of an article, is seen in the following example.

William Shakespeare (bapt. 26 April 1564 – 23 April 1616) was an English playwright, poet and actor, widely regarded as the greatest writer in the English language and the world's greatest dramatist.

We see that the date of birth (and death) occur within parentheses after the name, in addition to the fact that the sentence usually contains a large amount of summarised information. This type of sentence structure (and content) is not only extremely frequent, but also quite specific to Wikipedia, suggesting that unnatural behaviour could be learned by a machine learning model. This was observed by Chisholm et al. [5] who exploited this for their benefit. However, for this approach, we wanted to achieve as many natural matches as we could. Therefore, we compiled a dataset that follows the previously described methodology, but skips the first sentence of each article. The hypothesis is that this forces more matches elsewhere in the article, where more natural sentences occur.

Table 2 shows the total and individual counts for each relation, as referred to previously. We see that overall, the skip set has much fewer matches than the other two sets, and it never has the highest

number of individual counts in any category, although the numbers are comparable in some categories to the normal set. Regardless, some of the generally larger categories, such as *birthplace* and *birthdate* are significantly smaller than the other two sets, generally pointing towards the fact that the identification is successful, as this information is extremely common in the first sentence. It is not always certain that this information will appear later on in an article, therefore leading to a smaller number of matches.

As with the previous set, we present a manual evaluation of 100 randomly selected sentences per relation from this set in Section 4.2, and the results of a trained neural model using this dataset in Section 4.3.

4.2 Manual Annotation

We assessed the quality of our semi-supervised datasets before using it to train machine learning models by means of manual annotation. This was important in order to find areas where the approach fails to match data accurately, where processing methods do not work, and any other similar problems. In addition, we needed a gold standard test set for benchmarking our neural models.

As pointed out in previous sections, we extracted 100 sentences per relation across the three datasets, equalling 3000 sentences in total that we manually annotated and refer to as the gold set. The data was annotated by two persons, one native English speaker and one non-native but fluent English speaker, both postgraduate students. For each sentence, the task was to look at the relation assigned by our matching algorithm and add the correct relation if it had been labelled incorrectly. We used one of the nine indicative labels where appropriate, and the *other* label if a different relation was expressed. Our annotation guideline was that a human should understand by reading the sentence which relation is expressed, regardless of prior knowledge. This is demonstrated by the following examples.

The first example shows a sentence that clearly mentions the *occupation* E2 of the entity E1. The second example shows an implicit relation. Although it is not directly stated, the word *orphaned* in relation to entity E2 with the statement that E1 *died*, implies that E1 is the *parent* of E2. In the final example, the algorithm labels the sentence as expressing the *parent* relation between the two entities. Although this may indeed be the case, and the annotator may have prior knowledge of this, or it has been expressed in a different sentence, it is not clearly stated in this sentence.

Explicit: <e1>**Renate Künast**</e1> (born 15 December 1955) is a German <e2>**politician**</e2> of Bündnis 90/Die Grünen.

Implicit: A few months later <e1>**Apollo Korzeniowski**</e1> died, leaving <e2>**Conrad**</e2> orphaned at the age of eleven.

Unclear: Thus, <e1>**Janaka**</e1> tries to find the best husband for <e2>**Sita**</e2>.

The Cohen's Kappa for the inter-annotator agreement is 0.908 which indicates a very high agreement between our annotators. The annotations allowed us to make a number of observations. First, we notice that two very similar relations work very differently. While *birthplace* works extremely well across sets, *deathplace* does not.

	normal	coref	skip
birthdate	51,524	47,977	45,211
birthplace	50,226	46,551	17,537
deathdate	17,197	14,500	5,925
deathplace	18,944	20,430	10,790
occupation	18,114	18,111	8,716
ofParent	6,352	10,291	5,596
educatedAt	5,639	9,415	3,858
hasChild	2,209	4,053	2,123
sibling	2,083	3,601	1,997
Other	173,969	175,916	103,248
Total	346,257	350,845	205,001

Table 3: Relations per Set after Processing Improvements

Upon further examination, we found that the first mention of the place where someone died often was also the place where a person lived. In future, cases like these may warrant a different approach to processing by our algorithm, but for now we leave it unchanged. Second, we observed that many relations in the coref set were incoherent and probably incorrect, due to imprecise replacements by the coreference resolution algorithm.

While Wikidata as a source does work quite well, categories can sometimes be ambiguous, such as the *educatedAt* and *parent* relations. Here, we observed that the Wikidata entries contained information at odds with our interpretation of the type of entry, such as *educatedAt* containing a University that is the place of work, or *parent* containing a person that the target entry is a parent of rather *has*. Since this did not occur often in our manual evaluation, we did not implement a strategy to solve this problem.

Finally, we found a number of simple processing errors that we solved by improving our regular expressions for text cleaning. We also adjusted the matching procedure for the *occupation* relation, to avoid matches where the occupation mentioned belonged to a different entity. This leads to a slightly smaller number of relations overall, with a detailed overview shown in Table 3.

Overall, we have formed the following impressions for each set. The normal approach works well, while not offering a very diverse set of sentences. As alluded to earlier, it is clear that this approach matches mainly the standard Wikipedia first sentence, as described in previous sections. The coref set, while seemingly the largest set, must also include the most unusable sentences and bad examples. During the course of evaluating the sentences we found this set to be imprecise, not explicit and difficult to understand due to bad replacements. Finally, we found the skip set to be very mixed in terms of success. While for some relations it seems that none of the matching has returned usable results, other relations seem to have worked very well, offering in addition a wide variety of different sentences demonstrating the desired effects.

In order to determine the performance of the matching algorithm, we present the evaluation metrics for the gold set. For this, we compared the labels produced by the automatic matching algorithm to our manually produced labels. We removed 100 sentences from the gold set that contained processing errors caused by conversion to plain text, automatic replacement of coreferences and spaCy tagging errors. Since these would all have been annotated

as "Other", we decided to remove these sentences since they could have caused an imbalanced test set. Table 4 shows the results of the evaluation for each set. We observe that most of the matches found are correct, indicated by high precision and recall scores. However, the problem with *deathplace* we observed during the evaluation is confirmed here. In addition, recall drops significantly for the *Other* class, mainly due to the fact that this was increased because of incorrect classifications by the matching algorithm.

4.3 Neural Models

The machine learning model we used to perform relationship classification is based on transformers. Since their introduction, transformer models have shown excellent results in various NLP tasks [6] such as text classification [21], NER [11] and question answering [35] including RE [2, 13, 30, 34]. In this research, we utilised the architecture introduced by Baldini Soares et al. [3].

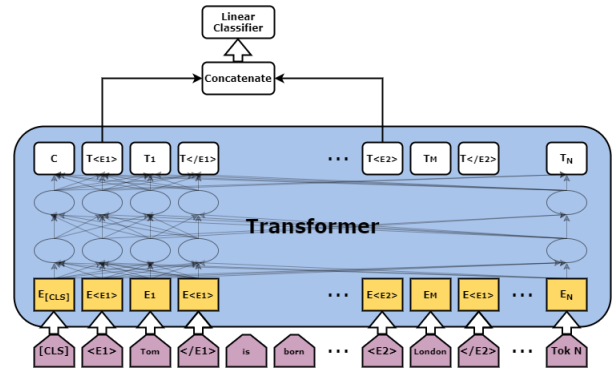


Figure 3: Neural Network Architecture

The input to the transformer models is the sentence with “[E1]” and “[E2]” markers marking the positions of their respective entities. Then the output hidden states of transformer at the “[E1]” and “[E2]” token positions are concatenated as the final output representation of the relationship. Finally, a linear classifier is stacked on top of the output representation. The architecture diagram is visualised in Figure 3.

We fine-tune all the parameters from the transformer as well as the linear classifier jointly by maximising the log-probability of the correct label. For all the experiments we optimised parameters (with AdamW) using a learning rate of $7e-5$, a maximum sequence length of 512, and a batch size of 32 samples. The models were trained using a 24 GB RTX 3090 GPU over five epochs. As the pre-trained transformer model, we used the *bert-base-uncased* model available in HuggingFace [29].

For training the BERT-based classifier, we used each of the three sets separately, as well as a combination of the three sets we refer to as *all*, where we remove any duplicates that might be caused by the combination. We did not focus on producing the best possible results, and rather on indicating whether the produced dataset is even suitable for training a model. Table 5 shows the evaluation results of the models trained on the four different sets. While largely the results of the matching algorithm are echoed, we observe that some other relations, including *hasChild*, *ofParent* and *sibling* seem to

	normal			coref			skip		
	P	R	F1	P	R	F1	P	R	F1
birthdate	1.0	1.0	1.0	0.99	1.0	0.99	1.0	1.0	1.0
birthplace	0.84	0.9	0.87	0.86	0.88	0.87	0.79	0.83	0.81
deathdate	1.0	0.99	1.0	0.98	1.0	0.99	0.94	0.99	0.96
deathplace	0.37	0.95	0.53	0.31	1.0	0.48	0.36	0.97	0.53
occupation	0.8	1.0	0.89	0.9	1.0	0.85	0.68	1.0	0.81
educatedAt	0.88	1.0	0.94	0.92	0.99	0.95	0.96	0.99	0.97
ofParent	0.77	0.99	0.87	0.73	1.0	0.85	0.8	1.0	0.89
hasChild	0.8	0.99	0.88	0.64	1.0	0.78	0.63	1.0	0.77
sibling	0.75	0.95	0.84	0.62	1.0	0.77	0.7	0.92	0.8
other	0.97	0.37	0.54	0.98	0.36	0.53	0.96	0.33	0.49
macro avg.	0.82	0.91	0.83	0.79	0.92	0.81	0.78	0.9	0.8

Table 4: Evaluation of Manual Annotations on Gold Set

score quite low in terms of recall. When comparing to the counts per set (See Table 3) these relations are quite low in number compared to the others, possibly explaining the results.

5 PROPOSED APPLICATION

The availability of compiled datasets for historical research is more important than ever. While NLP methods in domains such as biomedical and news continue to be expanded greatly, smaller areas of research such as specific historical (biographical) research inherently lack these opportunities. Being able to compile datasets to train neural extraction models with relative ease, as described here, is crucial for future research. In this section, we highlight this by example of the Army List in the United Kingdom, a study that we plan to embark on in the coming months.

The Army List [1] is a biographical compendium of officers serving in the British Army. It was first published in 1840 and volumes were subsequently published annually, although this varied during wartime. Each volume lists the name and rank of every serving officer in the British Army, along with important biographical details including length of service, past roles, and current position held. The Army List is an essential starting point for any research about the careers of military officers in the period.

Despite its importance to historical research, the Army List can prove difficult to access. Copies are held by a handful of specialist archives in the United Kingdom and there has been no systematic attempt to digitise them or apply data processing to them. Each Army List contains a wealth of information that invites cross-referencing and comparison to learn more about professional and social links amongst the officer class. However, the sheer number of biographical entries, amounting to several thousand per volume, made this an impossible task for historians in the pre-digital age. Digital processing offers a solution to this problem and opens the possibility of being able to map connections in new and illuminating ways. For example, it would allow the identification of professional networks based on age, shared roles, unit associations, and overseas service. A dataset based upon it would be of enormous value to historians, and it would open exciting new avenues for research and would contribute to ongoing historiographical debates on the professional bonds of the officer class.

To enable the kind of research described above, there is clearly a need for datasets like *Biographical* so that systems can be trained to extract large amounts of information quickly and efficiently. Not only could the dataset we present here be used itself, but also new datasets, compiled with the method we present here. Both the dataset and method therefore present significant opportunities for application, enabling research in under-resourced areas.

6 CONCLUSION

We have presented *Biographical*, a relation extraction dataset that is semi-supervised, and described its compilation process in detail. Furthermore, we carried out a number of experiments to understand the dataset better. This included different processing approaches, a manual annotation task and the training of different neural models. Not only have these experiments investigated different ways of optimising the compilation of the dataset for different goals, they have also validated the results in terms of machine learning.

In more general terms, this work marks an exciting first step at applying data processing to historical documentation. Archival digitisation in the United Kingdom and other countries remains hesitant and inconsistent, and there has been very little data processing of that which is available. The application of more computational resources to mine the data would be of immense value to historians and those working in related fields.

In the future, we would like to address a number of different aspects concerning this dataset. First, the optimisation of the compilation process for even more precise results will be focused on. Next, we would like to extend the number of relations, and demonstrate how simple this could be. As mentioned in the previous section, we also intend to test this approach on real-world texts in collaboration with historians.

REFERENCES

- [1] 1913. The quarterly army list for the quarter ending April 1914.
- [2] Christoph Alt, Marc Hübner, and Leonhard Hennig. 2019. Improving Relation Extraction by Pre-trained Language Representations. In *Automated Knowledge Base Construction (AKBC)*. <https://openreview.net/forum?id=BJgrxbp67>
- [3] Livio Baldini Soares, Nicholas FitzGerald, Jeffrey Ling, and Tom Kwiatkowski. 2019. Matching the Blanks: Distributional Similarity for Relation Learning. In *Proceedings of ACL 2019*. ACL, Florence, Italy, 2895–2905. <https://aclanthology.org/P19-1279>

	normal			coref			skip			all		
	P	R	F1	P	R	F1	P	R	F1	P	R	F1
birthdate	1.0	0.99	1.0	1.0	0.99	0.99	0.87	0.92	0.89	1	0.99	0.99
birthplace	0.85	0.77	0.81	0.8	0.8	0.8	0.81	0.74	0.8	0.88	0.8	0.83
deathdate	1.0	0.95	0.97	1.0	0.98	0.99	0.98	0.86	0.91	1.0	0.98	0.99
deathplace	0.73	0.53	0.62	0.79	0.52	0.62	0.82	0.42	0.55	0.81	0.48	0.6
occupation	1.0	0.99	1.0	1.0	1.0	1.0	1.0	0.98	0.99	1.0	0.99	1.00
educatedAt	0.98	0.87	0.92	0.97	0.91	0.94	0.98	0.83	0.9	1.0	0.87	0.93
ofParent	0.92	0.54	0.66	0.82	0.57	0.67	0.78	0.51	0.61	0.88	0.6	0.7
hasChild	0.96	0.36	0.42	0.92	0.43	0.55	0.97	0.39	0.5	0.98	0.39	0.49
sibling	0.92	0.45	0.57	0.94	0.43	0.55	0.87	0.45	0.55	0.93	0.46	0.57
other	0.38	0.95	0.54	0.41	0.94	0.57	0.38	0.93	0.54	0.39	0.95	0.56
macro avg.	0.9	0.73	0.76	0.89	0.75	0.78	0.87	0.7	0.74	0.92	0.74	0.78

Table 5: Evaluation Metrics for Relations in each Set

- [4] Fadi Biadisy, Julia Hirschberg, and Elena Filatova. 2008. An Unsupervised Approach to Biography Production Using Wikipedia. In *Proceedings of ACL 2008: HLT*. 807–815.
- [5] Andrew Chisholm, Will Radford, and Ben Hachey. 2017. Learning to generate one-sentence biographies from Wikidata. *CoRR abs/1702.0* (2017). <http://arxiv.org/abs/1702.06235>. eprint: 1702.06235.
- [6] Jacob Devlin, Ming-Wei Chang, Kenton Lee, and Kristina Toutanova. 2019. BERT: Pre-training of Deep Bidirectional Transformers for Language Understanding. In *Proceedings of NAACL 2019: HLT*. ACL, Minneapolis, Minnesota, 4171–4186. <https://www.aclweb.org/anthology/N19-1423>
- [7] Matthew R. Gormley, Mo Yu, and Mark Dredze. 2015. Improved Relation Extraction with Feature-Rich Compositional Embedding Models. In *Proceedings of EMNLP 2015*. ACL, Lisbon, Portugal, 1774–1784. <https://aclanthology.org/D15-1205>
- [8] Iris Hendrickx, Su Nam Kim, Zornitsa Kozareva, Preslav Nakov, Diarmuid Ó Séaghdha, Sebastian Padó, Marco Pennacchiotti, Lorenza Romano, and Stan Szpakowicz. 2010. SemEval-2010 Task 8: Multi-Way Classification of Semantic Relations between Pairs of Nominals. In *Proceedings of the 5th International Workshop on Semantic Evaluation*. ACL, Uppsala, Sweden, 33–38. <https://aclanthology.org/S10-1006>
- [9] Raphael Hoffmann, Congle Zhang, Xiao Ling, Luke Zettlemoyer, and Daniel S. Weld. 2011. Knowledge-Based Weak Supervision for Information Extraction of Overlapping Relations. In *Proceedings of ACL 2011: HLT*. ACL, Portland, Oregon, USA, 541–550. <https://aclanthology.org/P11-1055>
- [10] Alexander Hogue, Joel Nothman, and James R Curran. 2014. Unsupervised Biographical Event Extraction Using Wikipedia Traffic. In *Proceedings of the Australasian Language Technology Association Workshop 2014*. 41–49.
- [11] Chen Jia, Yuefeng Shi, Qinrong Yang, and Yue Zhang. 2020. Entity Enhanced BERT Pre-training for Chinese NER. In *Proceedings of EMNLP 2020*. ACL, Online, 6384–6396. <https://doi.org/10.18653/v1/2020.emnlp-main.518>
- [12] Jing Jiang. 2012. *Information Extraction from Text*. Springer US, Boston, MA, 11–41. https://doi.org/10.1007/978-1-4614-3223-4_2
- [13] Mandar Joshi, Danqi Chen, Yinhan Liu, Daniel S. Weld, Luke Zettlemoyer, and Omer Levy. 2020. SpanBERT: Improving Pre-training by Representing and Predicting Spans. *Transactions of ACL* 8 (2020), 64–77. <https://aclanthology.org/2020.tacl-1.5>
- [14] Yudong Liu, Zhongmin Shi, and Anoop Sarkar. 2007. Exploiting Rich Syntactic Information for Relation Extraction from Biomedical Articles. In *Proceedings of NAACL 2007: HLT (Rochester, New York) (NAACL-Short '07)*. Association for Computational Linguistics, USA, 97–100.
- [15] Makoto Miwa and Mohit Bansal. 2016. End-to-End Relation Extraction using LSTMs on Sequences and Tree Structures. In *Proceedings of ACL 2016*. Association for Computational Linguistics, Berlin, Germany, 1105–1116. <https://doi.org/10.18653/v1/P16-1105>
- [16] Zara Nasar, Syed Waqar Jaffry, and Muhammad Kamran Malik. 2021. Named Entity Recognition and Relation Extraction: State-of-the-Art. *ACM Comput. Surv.* 54, 1, Article 20 (feb 2021), 39 pages. <https://doi.org/10.1145/3445965>
- [17] Tapas Nayak and Hwee Tou Ng. 2020. Effective Modeling of Encoder-Decoder Architecture for Joint Entity and Relation Extraction. *Proceedings of the AAAI Conference on Artificial Intelligence* 34, 05 (Apr. 2020), 8528–8535. <https://ojs.aaai.org/index.php/AAAI/article/view/6374>
- [18] Paul Over and James Yen. 2004. An introduction to DUC-2004. *National Institute of Standards and Technology* (2004).
- [19] Alessio Palmero Aprosio and Sara Tonelli. 2015. Recognizing Biographical Sections in Wikipedia. In *Proceedings of EMNLP 2015*. ACL, Lisbon, Portugal, 811–816. <https://aclanthology.org/D15-1095>
- [20] Alistair Plum, Marcos Zampieri, Constantin Orăsan, Eveline Wandl-Vogt, and Ruslan Mitkov. 2019. Large-scale Data Harvesting for Biographical Data. In *Proceedings of (BD-2019)*.
- [21] Tharindu Ranasinghe and Marcos Zampieri. 2020. Multilingual Offensive Language Identification with Cross-lingual Embeddings. In *Proceedings of EMNLP 2020*. ACL, Online, 5838–5844. <https://doi.org/10.18653/v1/2020.emnlp-main.470>
- [22] Sebastian Riedel, Limin Yao, and Andrew McCallum. 2010. Modeling Relations and Their Mentions without Labeled Text. In *Machine Learning and Knowledge Discovery in Databases*, José Luis Balcázar, Francesco Bonchi, Aristides Gionis, and Michèle Sebag (Eds.). Springer Berlin Heidelberg, Berlin, Heidelberg, 148–163.
- [23] Yatian Shen and Xuanjing Huang. 2016. Attention-Based Convolutional Neural Network for Semantic Relation Extraction. In *Proceedings of COLING 2016: Technical Papers*. Osaka, Japan, 2526–2536. <https://aclanthology.org/C16-1238>
- [24] Ayush Singhal, Michael Simmons, and Zhiyong Lu. 2016. Text mining for precision medicine: automating disease-mutation relationship extraction from biomedical literature. *J Am Med Inform Assoc* 23, 4 (April 2016), 766–772.
- [25] Alisa Smirnova and Philippe Cudré-Mauroux. 2018. Relation Extraction Using Distant Supervision: A Survey. *ACM Comput. Surv.* 51, 5, Article 106 (nov 2018), 35 pages. <https://doi.org/10.1145/3241741>
- [26] Joseph Turian, Lev-Arie Ratinov, and Yoshua Bengio. 2010. Word Representations: A Simple and General Method for Semi-Supervised Learning. In *Proceedings of the 48th Annual Meeting of the Association for Computational Linguistics*. ACL, Uppsala, Sweden, 384–394. <https://aclanthology.org/P10-1040>
- [27] Denny Vrandečić and Markus Krötzsch. 2014. Wikidata: a free collaborative knowledgebase. *Commun. ACM* 57, 10 (2014), 78–85.
- [28] Hailin Wang, Guoming Lu, Jin Yin, and Ke Qin. 2021. Relation Extraction: A Brief Survey on Deep Neural Network Based Methods. In *2021 The 4th International Conference on Software Engineering and Information Management (Yokohama, Japan) (ICSEIM 2021)*. ACM, New York, NY, USA, 220–228. <https://doi.org/10.1145/3451471.3451506>
- [29] Thomas Wolf, Lysandre Debut, Victor Sanh, Julien Chaumond, Clement Delangue, Anthony Moi, Pierric Cistac, Tim Rault, Remi Louf, Morgan Funtowicz, Joe Davison, Sam Shleifer, Patrick von Platen, Clara Ma, Yacine Jernite, Julien Plu, Canwen Xu, Teven Le Scao, Sylvain Gugger, Mariama Drame, Quentin Lhoest, and Alexander Rush. 2020. Transformers: State-of-the-Art Natural Language Processing. In *Proceedings of EMNLP 2020: System Demonstrations*. ACL, Online, 38–45. <https://aclanthology.org/2020.emnlp-demos.6>
- [30] Shanchan Wu and Yifan He. 2019. Enriching Pre-Trained Language Model with Entity Information for Relation Classification. In *Proceedings of the 28th ACM International Conference on Information and Knowledge Management (Beijing, China) (CIKM '19)*. Association for Computing Machinery, New York, NY, USA, 2361–2364. <https://doi.org/10.1145/3357384.3358119>
- [31] Minguang Xiao and Cong Liu. 2016. Semantic Relation Classification via Hierarchical Recurrent Neural Network with Attention. In *Proceedings of COLING 2016: Technical Papers*. Osaka, Japan, 1254–1263. <https://aclanthology.org/C16-1119>
- [32] Fuzhao Xue, Aixin Sun, Hao Zhang, and Eng Siong Chng. 2021. GDPNet: Refining Latent Multi-View Graph for Relation Extraction. *Proceedings of the AAAI Conference on Artificial Intelligence* 35, 16 (May 2021), 14194–14202. <https://ojs.aaai.org/index.php/AAAI/article/view/17670>
- [33] Kui Xue, Yangming Zhou, Zhiyuan Ma, Tong Ruan, Huanhuan Zhang, and Ping He. 2019. Fine-tuning BERT for Joint Entity and Relation Extraction in Chinese Medical Text. In *2019 IEEE International Conference on Bioinformatics and Biomedicine (BIBM)*. 892–897. <https://doi.org/10.1109/BIBM47256.2019.8983370>

- [34] Ikuya Yamada, Akari Asai, Hiroyuki Shindo, Hideaki Takeda, and Yuji Matsumoto. 2020. LUKE: Deep Contextualized Entity Representations with Entity-aware Self-attention. In *Proceedings of EMNLP 2020*. ACL, Online, 6442–6454. <https://doi.org/10.18653/v1/2020.emnlp-main.523>
- [35] Wei Yang, Yuqing Xie, Aileen Lin, Xingyu Li, Luchen Tan, Kun Xiong, Ming Li, and Jimmy Lin. 2019. End-to-End Open-Domain Question Answering with BERTserini. In *Proceedings of NAACL 2019*. ACL, Minneapolis, Minnesota, 72–77. <https://doi.org/10.18653/v1/N19-4013>
- [36] Amy Zhao Yu, Shahar Ronen, Kevin Hu, Tiffany Lu, and César A Hidalgo. 2016. Pantheon 1.0, a Manually Verified Dataset of Globally Famous Biographies. *Scientific data* 3, 1 (2016), 1–16.
- [37] Daojian Zeng, Kang Liu, Siwei Lai, Guangyou Zhou, and Jun Zhao. 2014. Relation Classification via Convolutional Deep Neural Network. In *Proceedings of COLING 2014: Technical Papers*. Dublin City University and ACL, Dublin, Ireland, 2335–2344. <https://aclanthology.org/C14-1220>
- [38] Yuhao Zhang, Victor Zhong, Danqi Chen, Gabor Angeli, and Christopher D. Manning. 2017. Position-aware Attention and Supervised Data Improve Slot Filling. In *Proceedings of EMNLP 2017*. ACL, Copenhagen, Denmark, 35–45. <https://aclanthology.org/D17-1004>
- [39] Liang Zhou, Miruna Ticea, and Eduard Hovy. 2004. Multi-Document Biography Summarization. In *Proceedings of EMNLP 2004*. ACL, Barcelona, Spain, 434–441. <https://aclanthology.org/W04-3256>
- [40] Peng Zhou, Wei Shi, Jun Tian, Zhenyu Qi, Bingchen Li, Hongwei Hao, and Bo Xu. 2016. Attention-Based Bidirectional Long Short-Term Memory Networks for Relation Classification. In *Proceedings of ACL 2016*. ACL, Berlin, Germany, 207–212. <https://doi.org/10.18653/v1/P16-2034>