

# Robust Fine-tuning via Perturbation and Interpolation from In-batch Instances

Shoujie Tong<sup>1\*</sup>, Qingxiu Dong<sup>1\*</sup>, Damai Dai<sup>1</sup>, Yifan Song<sup>1</sup>,  
Tianyu Liu<sup>2</sup>, Baobao Chang<sup>1</sup>, Zhifang Sui<sup>1</sup>

<sup>1</sup> Key Laboratory of Computational Linguistics, Peking University <sup>2</sup> Tencent Cloud Xiaowei  
{tong, dqx}@stu.pku.edu.cn {daidamai, yfsong, chbb, szf}@pku.edu.cn  
{rogertyliu}@tencent.com

## Abstract

Fine-tuning pretrained language models (PLMs) on downstream tasks has become common practice in natural language processing. However, most of the PLMs are vulnerable, e.g., they are brittle under adversarial attacks or imbalanced data, which hinders the application of the PLMs on some downstream tasks, especially in safe-critical scenarios. In this paper, we propose a simple yet effective fine-tuning method called MATCH-TUNING to force the PLMs to be more robust. For each instance in a batch, we involve other instances in the same batch to interact with it. To be specific, regarding the instances with other labels as a perturbation, MATCH-TUNING makes the model more robust to noise at the beginning of training. While nearing the end, MATCH-TUNING focuses more on performing an interpolation among the instances with the same label for better generalization. Extensive experiments on various tasks in GLUE benchmark show that MATCH-TUNING consistently outperforms the vanilla fine-tuning by 1.64 scores. Moreover, MATCH-TUNING exhibits remarkable robustness to adversarial attacks and data imbalance.<sup>1</sup>

## 1 Introduction

Pretrained language models (PLMs) have contributed to striking success in natural language processing (NLP). Simultaneously, fine-tuning has been a common practice to employ PLMs for downstream natural language understanding tasks. However, recent work shows that vanilla fine-tuning methods may lead to vulnerable models [Aghajanyan *et al.*, 2021]. This long-standing problem hinders the model performance and makes fine-tuned PLMs vulnerable to adversarial attacks and spurious bias [Branco *et al.*, 2021; Clark *et al.*, 2019]. As a result, it limits the application of the PLMs on some downstream tasks, especially in some real-world scenarios where robustness is especially required.

<sup>\*</sup>Equal contribution.

<sup>1</sup>Our code is available at <https://github.com/tongshoujie/MATCH-TUNING>

To alleviate this problem, various fine-tuning approaches have been proposed. For instance, SMART [Jiang *et al.*, 2020] and R3F [Aghajanyan *et al.*, 2021] introduce regularizations to the noise applied to the original pretrained representations. ChildTuning [Xu *et al.*, 2021] updates the child network during fine-tuning via strategically masking out the gradients of the non-child network. However, most of them focus on improving the generalizing robustness or the adaptive robustness, while the robustness to adversarial attacks and spurious correlations remains challenging.

Inspired by contrastive learning with in-batch instances [Gao *et al.*, 2021; Fan *et al.*, 2021], we propose MATCH-TUNING that utilizes in-batch instances dynamically for robust fine-tuning. In MATCH-TUNING, we convert each instance representation in a batch by fusing the representations of other instances in the same batch. More concretely, MATCH-TUNING first calculates the similarities between the PLM outputs of instances in a batch to form a matching matrix. Then, we fuse the PLM representations according to the matching matrix to form new representations for this batch. Finally, we use the new representations for prediction.

MATCH-TUNING works by adaptively determining how to utilize the in-batch instances during the whole training procedure. As shown in Fig. 1, at the beginning of training, regarding the instances with other labels as a perturbation, MATCH-TUNING urges the PLM to converge to a more flat local minimum for better robustness. While nearing the end, MATCH-TUNING focuses more on performing an interpolation among the instances with the same label for better generalization. In this manner, MATCH-TUNING reduces the vulnerability of models and improves their general performance.

We conduct a comprehensive evaluation of MATCH-TUNING on the GLUE benchmark. The results show that our method outperforms the vanilla fine-tuning by 1.64 scores on average. In addition, our method outperforms vanilla fine-tuning by 4.11 average scores on advGLUE, and yields a great improvement for label noise or data imbalance, which shows our overwhelming robustness over vanilla fine-tuning.

Our main contributions are summarized as follows:

- We propose an adaptive fine-tuning method called MATCH-TUNING to train robust models, where instances in the same batch will interact with each other.
- MATCH-TUNING reduces the vulnerability of models

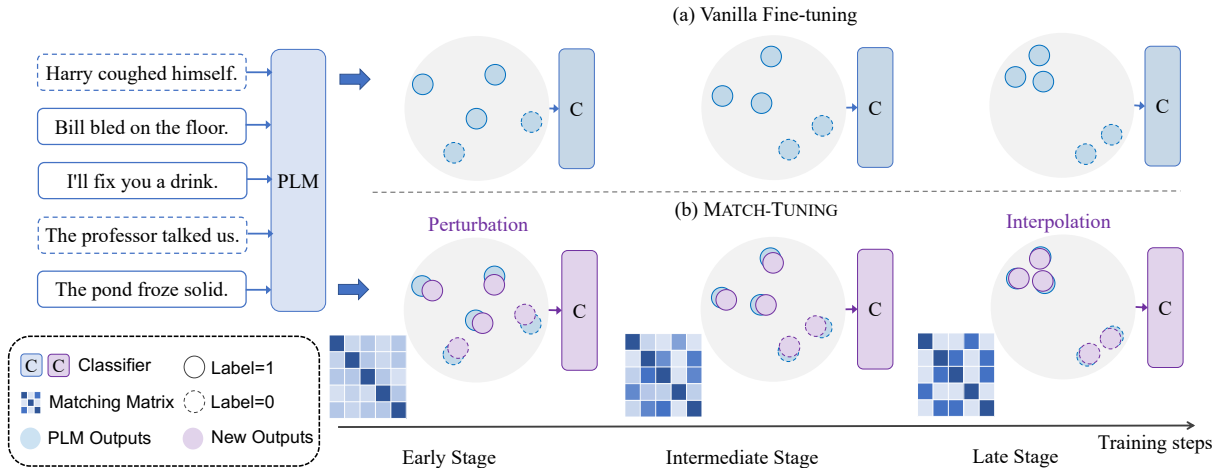


Figure 1: Illustration of MATCH-TUNING. Compared with the vanilla fine-tuning (a), MATCH-TUNING (b) works by adaptively determining how to utilize the in-batch instances during the training procedure. At first, all elements in the matching matrix except the diagonal elements are nearly random, i.e., in-batch instances work as random perturbations. While as the training progresses, the matrix elements corresponding to different-label instances will become smaller, and MATCH-TUNING will gradually tend to perform interpolation.

and outperforms the vanilla fine-tuning by 1.64 scores on the GLUE benchmark.

- Our method manifests extraordinary robustness to various scenarios, including adversarial attacks, spurious biases, and data imbalance.

## 2 Related Work

The vanilla fine-tuning simply adapts PLMs to the task-specific inputs and outputs, and fine-tunes all the parameters in an end-to-end manner [Devlin *et al.*, 2019; Liu *et al.*, 2019a]. The token representations or the representation of a special token (e.g., [CLS]) is directly fed into an output layer for tagging or classification, respectively. This manner has been shown to produce biased models that are vulnerable to adversarial attacks and noisy data [Aghajanyan *et al.*, 2021; Clark *et al.*, 2019].

In the past years, numerical variants like ChildTuning and R3F are proposed to conduct more trustworthy and effective fine-tuning [Lee *et al.*, 2020; Xu *et al.*, 2021; Aghajanyan *et al.*, 2021]. FreeLB [Zhu *et al.*, 2019] adds perturbations to continuous word embedding by using a gradient method and minimizes the resultant adversarial risk. Moreover, Jiang *et al.* [2020] introduce a regularization to encourage the model output not to change much when injecting a small perturbation to the input. Aghajanyan *et al.* [2021] simply regularize the model against the parametric noise. The literature provides strong insights that proper perturbation on the PLM outputs has great potential in enforcing the model smoothness and robustness.

Recently, in-batch learning successes in many fields. Liu *et al.* [2019b]; Yao *et al.* [2021] suggest that the unsupervised instances are helpful to learning the classifier in computer vision tasks. For NLP, contrastive learning with in-batch instances also improves the task-specific representation [Gao *et al.*, 2021] and adversarial robustness [Fan *et al.*, 2021].

Inspired by this, we propose MATCH-TUNING to utilize in-batch instances dynamically for robust fine-tuning. Different from previous work, MATCH-TUNING no longer needs label information or the specification of negative and positive instances in advance. It performs automatic instance interaction, which applies to most existing pretrained models.

## 3 Method

MATCH-TUNING derives a composite representation for each instance in a batch by fusing the representations of other instances in the same batch, which are deemed as adaptive noise. From experiments, we find that the adaptive noise functions as an in-batch perturbation in the initial stage of training, and then gradually transits to an in-batch interpolation among “positive” instances that share the same label. In addition, we show that MATCH-TUNING helps the model to escape the sharp local minima through qualitative analysis.

### 3.1 Overview of MATCH-TUNING

In the batched gradient descent, the data points in a batch are formulated as  $\{(x_i, y_i) | i = 1, \dots, n\}$ , where  $n$  denotes the batch size. Throughout our paper,  $x_i$  represents a textual input, e.g., a single sentence or a sentence pair, while  $y_i$  denotes a discrete label or a continuous number for classification and regression tasks, respectively. We use  $h$  and  $\theta$  to represent a PLM that extracts contextualized features from  $x_i$  and its parameters. Similarly, the task-specific classifier and its parameters are denoted by  $f$  and  $\psi$ . Letting  $L$  denote the task-specific loss function, we compute the mini-batch gradient  $\mathbf{g}$  in the vanilla fine-tuning as follows:

$$\mathbf{g} = \frac{1}{n} \nabla_{\theta, \psi} \sum_{i=1}^n L(f(h(x_i); \theta); \psi, y^{(i)}). \quad (1)$$

To apply adaptive weights to the instances in a batch, we introduce the matching matrix  $M$ , where each element indi-

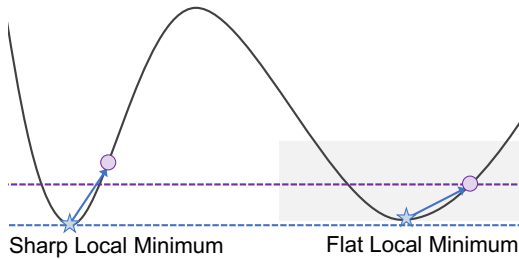


Figure 2: In this illustration of the loss function, vanilla fine-tuning prefers the sharp local minimum with lower loss rather than the flat local minimum (the blue line demonstrates the comparison). However, in MATCH-TUNING, the in-batch perturbation brings random noise and pushes the PLMs to search out the flat local minimum for better robustness and generalization.

ates the pair-level similarity between in-batch instance representations given by a PLM. The matrix  $M$  is given by

$$M_{i,j} = \frac{\exp(h(x^{(i)}; \theta)h(x^{(j)}; \theta))}{\sum_{k=1}^n \exp(h(x^{(i)}; \theta)h(x^{(k)}; \theta))}. \quad (2)$$

Note that the overhead to compute  $M_{i,j}$  is small since we can directly reuse  $h(x; \theta)$ , the outputs of the PLM. Then, to produce a robust representation for an instance, we derive a composite representation  $\mathbf{z}^{(i)}$  from  $h(x^{(i)}; \theta)$ :

$$\mathbf{z}^{(i)} = \sum_{j=1}^n M_{i,j} h(x^{(j)}; \theta). \quad (3)$$

Then,  $\mathbf{z}^{(i)}$  serves as a drop-in replacement is simple and easy-to-use. for  $h(x^{(i)}; \theta)$  in the vanilla fine-tuning and the minibatch gradient  $\mathbf{g}'$  in MATCH-TUNING is computed as follows:

$$\mathbf{g}' = \frac{1}{n} \nabla_{\theta, \psi} \sum_{i=1}^n L(f(\mathbf{z}^{(i)}; \psi), y^{(i)}). \quad (4)$$

### 3.2 Qualitative Understanding of MATCH-TUNING

According to our observations in the experiments, MATCH-TUNING converges faster and reaches a better global minima compared with vanilla fine-tuning<sup>2</sup>. We provide a qualitative viewpoint to understand how MATCH-TUNING works stemming from the notions of perturbation and interpolation.

We first introduce the shape of local minima. The loss surface of deep neural networks tends to have various local minima as illustrated in Fig. 2. Sharp local minima are where the loss in a small neighborhood increase rapidly while flat local minima are where the loss varies slowly in a relatively large neighborhood. Sufficient literature has proved that flat local minima usually lead to better generalization [Hochreiter and Schmidhuber, 1995; Dinh *et al.*, 2017]. In addition, under a Bayesian perspective, the noise in gradient could drive model away from sharp minima [Smith *et al.*, 2018].

<sup>2</sup>The comparison of training loss is provided in Appendix D

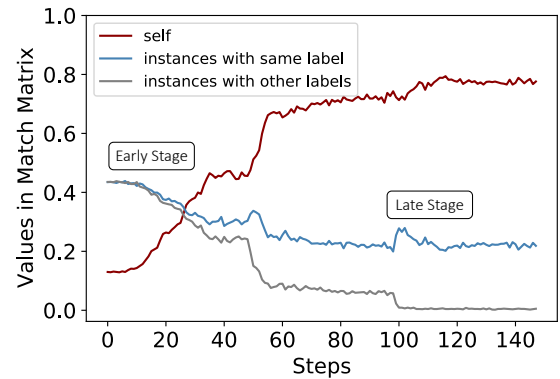


Figure 3: The change of match matrix values for the target (self), positive (same label) and negative (other labels) instances as training proceeds. The effects of MATCH-TUNING transit from in-batch perturbation to in-batch interpolation by adding adaptive noise to the instance representation. Details can be found in Sec 3.2.

MATCH-TUNING follows this gradient noise addition routine, but in a different way. To better understand the mechanism of MATCH-TUNING, we visualize the values of the “positive” instances (with the same label) and “negative” instances (with other labels) in the matching matrix. Fig. 3 depicts the change of matching matrix in MATCH-TUNING. We sum up the values of all instances with the same label and show the cumulative values for “positive” instances on Fig. 3. The “negative” instances share the same setting.

**In-batch Perturbation** In the initial stage, MATCH-TUNING works by performing in-batch perturbation on the original outputs of PLM. As shown in Fig. 3, instances from the same class and that from other classes are similar in the matching matrix. Therefore, any other instance in the same batch is close to a tiny perturbation on the output of PLM. If the PLM provides vulnerable representations, the perturbed representations will break down easily. Therefore, the early stage in MATCH-TUNING encourages the PLM to generate a more robust representation for each instance and converge to a more flat local minimum.

**In-batch Interpolation** During the whole training process, the model will gradually learn to distinguish the representations of the positive (same label) and negative (other labels) instances in a batch. Consequently, as training proceeds, the portion of negative instances is getting smaller in the match matrix and can hardly influence the composite representation in the late stage of training. In this moment, MATCH-TUNING tends to interpolate the representations of the positive instances. We also observe more representative positive instances will contribute more to the final composite representation. As illustrated in Fig. 1, the late stage in MATCH-TUNING encourages composite representations to be grouped into clusters according to their real labels.

## 4 Experiments

We conducted extensive experiments on various downstream tasks to evaluate the general performance and robustness of MATCH-TUNING. For simplicity, in the rest of the paper,

Method	CoLA	RTE	MRPC	STS-B	Avg	$\Delta$
Vanilla Fine-tuning	63.16 (64.55)	70.61 (74.37)	90.70 (91.42)	89.64 (90.99)	78.53	0.00
Weight Decay [Daumé III, 2007]	63.26 (64.76)	72.10 (74.77)	90.88 (91.62)	89.66 (90.22)	78.98	+0.45
Top- $K$ Tuning [Houlsby <i>et al.</i> , 2019]	63.02 (63.88)	70.92 (74.37)	91.04 (92.23)	89.64 (90.83)	78.66	+0.13
Mixout [Lee <i>et al.</i> , 2020]	63.78 (65.55)	72.32 (75.52)	91.19 (92.01)	89.89 (90.33)	79.30	+0.77
RecAdam [Chen <i>et al.</i> , 2020]	63.99 (65.53)	71.82 (73.30)	90.84 (91.89)	89.67 (90.42)	79.08	+0.55
R3F [Aghajanyan <i>et al.</i> , 2021]	64.03 (66.24)	72.42 (74.37)	91.09 (91.32)	89.64 (90.99)*	79.30	+0.77
ChildTuning $_F$ [Xu <i>et al.</i> , 2021]	63.70 (66.12)	72.02 (74.17)	91.23 (92.01)	90.16 (90.68)	79.28	+0.75
ChildTuning $_D$ [Xu <i>et al.</i> , 2021]	<b>64.84 (66.17)</b>	73.23 (76.17)	91.42 (92.20)	90.18 (90.88)	79.92	+1.39
MATCH-TUNING	64.39 (67.25)	<b>74.12 (76.17)</b>	<b>91.70 (92.39)</b>	<b>90.45 (90.89)</b>	<b>80.17</b>	<b>+1.64</b>
MATCH-TUNING + R3F	<b>65.21 (67.25)</b>	73.63 (76.17)	<b>92.34 (93.22)</b>	<b>90.45 (90.89)*</b>	<b>80.41</b>	<b>+1.88</b>

Table 1: Comparison between MATCH-TUNING with other fine-tuning methods. We report the mean (max) results of 10 random seeds. Note that since R3F is not applicable to regression task, the results on STS-B (marked with \*) remain the same as vanilla and MATCH-TUNING, respectively. MATCH-TUNING achieves the best performance compared with other methods. Integrating MATCH-TUNING with other fine-tuning methods like R3F can yield further improvements.

we denote other instances in the same batch with the same label as the current instance by positive instances, and other instances with different labels by negative samples.

#### 4.1 Datasets

Following previous work [Xu *et al.*, 2021; Lee *et al.*, 2020], we conduct experiments on four main datasets in GLUE [Wang *et al.*, 2019] to evaluate the general performance. Among them, classification task like CoLA is for linguistic acceptability, RTE is for natural language inference, and MRPC is for paraphrase identification. STS-B is a regression task for semantic textual similarity. By systematically conducting 14 kinds of adversarial attacks on representative GLUE tasks, Wang *et al.* [2021] proposed AdvGLUE, a multi-task benchmark to evaluate and analyze the robustness of language models and robust training methods<sup>3</sup>.

#### 4.2 Experimental Setup

We report the averaged results over 10 random seeds. We conduct our experiments based on the HuggingFace transformers library<sup>4</sup> and follow the default hyper-parameters and settings unless noted otherwise. Other detailed experimental setups are presented in Appendix B.

#### 4.3 General Performance

We compare MATCH-TUNING with the vanilla fine-tuning and related work on four tasks of the well-recognized benchmark, GLUE. And we focus on evaluating the performance of BERT-Large based models on the GLUE development set.

**Baselines** We compare MATCH-TUNING with the following methods. 1) *Vanilla Fine-tuning* Devlin *et al.* [2019], the standard fine-tuning paradigm; 2) *Weight Decay* [Daumé III, 2007], which adds a regularization term to the loss function; 3) *Top- $K$  Tuning* [Houlsby *et al.*, 2019], which fine-tunes only the top- $K$  layers of the PLM; 4) *Mixout* [Lee *et al.*, 2020], which stochastically replaces the parameters with their pretrained weights; 5) *RecAdam* [Chen *et al.*, 2020], which

<sup>3</sup>Detailed information of datasets is provided in Appendix A.

<sup>4</sup><https://github.com/huggingface/transformers>

introduces quadratic penalty and objective shifting mechanism; 6) *R3F* [Aghajanyan *et al.*, 2021], which adds adversarial objectives with noise sampled from either a normal or uniform distribution; 7) *ChildTuning $_F$*  [Xu *et al.*, 2021], which randomly masks a subset of parameters PLM during the backward process; 8) *ChildTuning $_D$*  [Xu *et al.*, 2021], which detects the most important child network for the target task.

**Results** We show the mean (and max) scores on GLUE Benchmark in Tab. 1. MATCH-TUNING significantly outperforms vanilla fine-tuning by 1.88 average score. Moreover, compared with several strong tuning methods, MATCH-TUNING achieves the best performance on three tasks, showing its effectiveness. Although ChildTuning $_D$  has performance on par with MATCH-TUNING on CoLA task (0.45 mean/-1.08 max), our method has a small computational overhead while ChildTuning $_D$  has to adopt Fisher information estimation to obtain the task-driven child network. Besides, MATCH-TUNING has consistent performance on other PLMs and we report the results in Appendix C.

Note that MATCH-TUNING can be integrated with other tuning methods to further boost the performance. We evaluate the combination of MATCH-TUNING and R3F, which achieves an additional improvement of 0.24 average score.

#### 4.4 Robustness of MATCH-TUNING

Recent work reveals that vanilla fine-tuning is deceptive and vulnerable in many aspects. For instance, fool the models to output arbitrarily wrong answers by perturbing input sentences in a human-imperceptible way. Real-world systems built upon these vulnerable models can be misled in ways that would have profound security concerns. To examine the robustness of MATCH-TUNING, we design robustness evaluation tasks for three common scenarios respectively.

##### Robustness to Adversarial Attacks

As recent studies revealed, the robustness of fine-tuned PLMs can be challenged by carefully crafted textual adversarial examples. We systematically conduct various adversarial attack evaluations on the advGLUE benchmark.

Tab. 2 illustrates that fine-tuned models maintain vulnerabilities to adversarial attacks while our MATCH-TUNING ap-

Method	advSST-2	advMNLI	advRTE	advQNLI	advQQP	Avg	$\Delta$
Vanilla Fine-tuning	47.57	34.99/30.00	41.73	46.40	38.45/27.59	40.24	0.00
R3F [Aghajanyan <i>et al.</i> , 2021]	38.51	<b>35.81</b> /30.26	50.12	47.52	40.59/35.23	41.42	+1.18
ChildTuning <sub>F</sub> [Xu <i>et al.</i> , 2021]	34.46	33.88/26.53	41.98	47.53	40.38/35.82	38.46	-1.78
ChildTuning <sub>D</sub> [Xu <i>et al.</i> , 2021]	39.19	34.06/27.84	46.17	<b>49.55</b>	40.66/ <b>39.80</b>	41.22	+0.98
MATCH-TUNING	<b>51.35</b>	35.54/ <b>31.07</b>	<b>52.52</b>	47.52	<b>41.45</b> /32.62	<b>44.35</b>	<b>+4.11</b>

Table 2: Robustness evaluation on AdvGLUE validation set. We report the mean results of 3 random seeds. MATCH-TUNING achieves considerable improvement on most datasets, especially on the SST-2 and RTE datasets.

Method	CoLA	MRPC	RTE	Avg
Noise Ratio		5 %		
Vanilla Fine-tuning	61.14	90.38	69.68	73.73 ( $\downarrow$ 4.80)
R3F	<b>62.42</b>	90.82	67.99	73.74 ( $\downarrow$ 5.56)
ChildTuning <sub>F</sub>	61.13	90.46	71.59	74.39 ( $\downarrow$ 4.89)
ChildTuning <sub>D</sub>	61.46	90.42	71.72	74.53 ( $\downarrow$ 5.39)
MATCH-TUNING	62.33	<b>91.19</b>	<b>72.96</b>	<b>75.49</b> ( $\downarrow$ 4.68)
Noise Ratio		10 %		
Vanilla Fine-tuning	59.21	88.90	68.34	72.15 ( $\downarrow$ 6.38)
R3F	<b>61.76</b>	90.36	66.75	72.96 ( $\downarrow$ 6.34)
ChildTuning <sub>F</sub>	60.97	89.83	70.02	73.61 ( $\downarrow$ 5.67)
ChildTuning <sub>D</sub>	61.35	89.92	69.06	73.44 ( $\downarrow$ 6.84)
MATCH-TUNING	61.41	<b>90.55</b>	<b>71.56</b>	<b>74.51</b> ( $\downarrow$ 5.66)
Noise Ratio		15 %		
Vanilla Fine-tuning	59.01	87.84	68.12	71.66 ( $\downarrow$ <b>6.87</b> )
R3F	<b>60.16</b>	88.51	65.14	71.27 ( $\downarrow$ 8.03)
ChildTuning <sub>F</sub>	59.66	88.08	69.10	72.28 ( $\downarrow$ 7.00)
ChildTuning <sub>D</sub>	59.88	89.01	69.78	72.89 ( $\downarrow$ 7.03)
MATCH-TUNING	59.65	<b>89.51</b>	<b>70.04</b>	<b>73.07</b> ( $\downarrow$ 7.10)

Table 3: Comparison of different tuning approaches on robustness towards label noise. The noise ratio refers to the proportion of training instances whose labels are transferred to incorrect labels. MATCH-TUNING can maintain more robust representations compared with other fine-tuning methods.

proach alleviates this chronic problem by 4.11 accuracy promotion on average. Compared with vanilla fine-tuning, existing methods like R3F and ChildTuning encounter 8 ~ 13 accuracy collapse on advSST-2, while MATCH-TUNING outperforms vanilla fine-tuning by 4.11 scores. On advMNLI, advRTE, and advQQP, MATCH-TUNING also holds a large improvement, as much as 10.79 higher accuracy than vanilla fine-tuning. In short, compared with prior fine-tuning methods, we find that MATCH-TUNING is more robust in adapting PLMs to various tasks.

### Robustness to Label Noise

Nowadays, there is inevitably some noise in large-scale datasets. To explore the model robustness to noisy data, we conduct simple simulation experiments on RTE, MRPC, and CoLA. Specifically, we generate noisy training data by randomly changing a certain proportion of labels to incorrect ones. We test the robustness of different fine-tuning methods trained on the noisy data.

As shown in Tab. 3, MATCH-TUNING outperforms other fine-tuning methods on noised training data. To be exact,

MATCH-TUNING surpasses vanilla fine-tuning by 1.76 average scores under 5% noise ratio, 2.36 under 10% noise ratio, and 1.41 under 15% noise ratio. Furthermore, we compare the degradation of model performance towards different noise ratios. Compared with Tab. 1, we calculated the degradation and display it in brackets (the last column of the Tab. 3). It shows that MATCH-TUNING has the smallest performance drop compared to other fine-tuning methods. All the above results show that MATCH-TUNING is more robust to label noise than existing methods.

### Robustness to Data Imbalance

**Minority Class** Minority class refers to the class which owns insufficient instances in the training set. These kinds of classes are more challenging during fine-tuning than a normal class. To explore the performance of different tuning approaches on the minority class, we conduct experiments on synthetic RTE, MRPC, and CoLA datasets.

As Tab. 5 illustrated, under different data reduction ratios, MATCH-TUNING outperforms other fine-tuning methods by a large margin. MATCH-TUNING yields an improvement of up to 6.12 average score on 30% reduction ratio and 4.89 average scores on 40% reduction ratio. Besides, it can be seen that the smaller the reduction ratio, the better MATCH-TUNING performs compared to other fine-tuning methods. In summary, we can conclude that MATCH-TUNING is more robust towards the minority class.

**Atypical Groups** Vanilla fine-tuned models can be highly accurate on average on an i.i.d. test set yet consistently fail on atypical groups of the data [Hovy and Søgaard, 2015; Sagawa *et al.*, 2019] (e.g., by learning spurious correlations that hold on average but not in such groups). In contrast, MATCH-TUNING no longer aims at minimizing the original batch average loss and paying more attention to the comparison of instances. As demonstrated in Tab. 6, simply applying MATCH-TUNING improves the worst-group performance by 1.1 with traditional empirical risk minimization (ERM) and 1.5 with GroupDRO [Sagawa *et al.*, 2019]. What’s more, the results show that MATCH-TUNING is orthogonal to prior techniques for data imbalance, integrating MATCH-TUNING with them brings further improvement.

## 5 Analysis and Discussion

### 5.1 Exploration into Effects of In-batch Instances

As analyzed in Section 3.2, negative instances and positive instances in a batch function differently in the process of

Method	CoLA	RTE	MRPC	STS-B	advSST-2	advMNLI	advRTE	advQNLI	advQQP	Avg
Vanilla Fine-tuning	80	40	37	55	645	4090	40	1190	3540	1070
R3F	135	75	65	-	860	7020	75	2010	5490	1755*
ChildTuning <sub>F</sub>	150	60	60	100	1200	6570	60	1950	6600	1861
ChildTuning <sub>D</sub> <sup>†</sup>	100	45	40	65	700	4310	45	1270	3720	1144
MATCH-TUNING	<b>80</b>	<b>40</b>	<b>37</b>	<b>55</b>	<b>650</b>	<b>4280</b>	<b>40</b>	<b>1200</b>	<b>3540</b>	<b>1102</b>
MATCH-TUNING + R3F	140	80	65	-	880	7100	80	2030	5500	1772*

Table 4: Training time (second) for different fine-tuning methods on different datasets. We report the time of a single epoch. Results with <sup>†</sup> should be noted because ChildTuning<sub>D</sub> requires an extra epoch to calculate Fisher information compared with other fine-tuning methods. Besides, since R3F is not applicable to the regression task, the result marked with \* is calculated by using the average of the column STS-B. MATCH-TUNING requires almost no extra computation overhead compared with vanilla fine-tuning.

Method	CoLA	MRPC	RTE	Avg
Reduction Ratio		30 %		
Vanilla Fine-tuning	81.11	78.53	27.17	62.27 ( - )
R3F	80.50	80.17	20.61	60.42 (↓ 1.85)
ChildTuning <sub>F</sub>	83.07	80.36	29.31	64.25 (↑ 1.98)
ChildTuning <sub>D</sub>	<b>83.18</b>	78.75	29.62	63.85 (↑ 1.58)
MATCH-TUNING	81.68	<b>83.26</b>	<b>40.23</b>	<b>68.39</b> (↑ <b>6.12</b> )
Reduction Ratio		40 %		
Vanilla Fine-tuning	83.13	83.94	38.14	68.40 ( - )
R3F	83.01	85.14	22.43	63.53 (↓ 4.87)
ChildTuning <sub>F</sub>	85.10	82.80	37.79	68.56 (↑ 0.16)
ChildTuning <sub>D</sub>	<b>85.76</b>	84.41	38.78	69.65 (↑ 1.15)
MATCH-TUNING	83.30	<b>88.03</b>	<b>48.55</b>	<b>73.29</b> (↑ <b>4.89</b> )
Reduction Ratio		50 %		
Vanilla Fine-tuning	86.01	87.56	44.81	72.79 ( - )
R3F	86.27	89.21	30.53	68.67 (↓ 4.12)
ChildTuning <sub>F</sub>	<b>88.09</b>	87.06	48.58	74.58 (↑ 1.79)
ChildTuning <sub>D</sub>	87.89	87.63	49.41	74.98 (↑ 2.19)
MATCH-TUNING	86.22	<b>89.32</b>	<b>53.66</b>	<b>76.40</b> (↑ <b>3.61</b> )

Table 5: To conduct experiments on minority class robustness, we reduce the number the instances labelled 1 in the training set to 30%/40%/50% of the original number, and test the accuracy of instances labeled 1 (as the minority class) in the validation set. MATCH-TUNING outperforms other methods by a large margin at any reduction ratio.

MATCH-TUNING. To further explore the role of negative instances and positive instances in MATCH-TUNING, we define a mask matrix  $A$  by:

$$A_{i,j} = \begin{cases} 1, & \mathbf{y}^{(i)} = \mathbf{y}^{(j)} \\ 0, & \mathbf{y}^{(i)} \neq \mathbf{y}^{(j)} \end{cases} \quad (5)$$

Then we update  $M \leftarrow A \odot M$  so that merely positive instances are involved for MATCH-TUNING, while  $M \leftarrow (\mathbf{I}_n - A) \odot M$  so that only negative instances are observed.

As is shown in Tab. 7, both negative instances and positive instances place an important role in MATCH-TUNING. When negative instances are masked for the matching matrix and only positive instances are responsible for MATCH-TUNING, the resulting score outperforms on RTE and MRPC, but drops on CoLA slightly. In the contrast, if we only preserve the influence of negative instances on the current instance, the per-

Method	MNLI	
	Avg Acc	Worst-group Acc
ERM	82.8 ( - )	65.1 ( - )
GroupDRO	81.2 ( - )	78.3 ( - )
ERM + MATCH-TUNING	82.9 (↑ 0.1)	66.1 (↑ 1.0)
GroupDRO + MATCH-TUNING	81.2 (↑ 0.0)	79.6 (↑ 1.3)

Table 6: We conduct group robustness evaluation on MNLI in GLUE. Following previous work [Sagawa *et al.*, 2019], we divide the MNLI dataset into six groups, one for each pair of labels in {entailed, neutral, contradictory} and spurious attributes in {no negation, negation}.

Method	CoLA	RTE	MRPC
F.T. <sub>vanilla</sub>	63.16 ( - )	70.61 ( - )	90.70 ( - )
M.T. <sub>Positive</sub>	62.88 (↓ 0.28)	72.71 (↑ 2.10)	90.77 (↑ 0.07)
M.T. <sub>Negative</sub>	63.32 (↑ 0.16)	72.82 (↑ 2.21)	91.18 (↑ 0.48)
M.T. <sub>Full</sub>	64.39 (↑ 1.23)	74.12 (↑ 3.51)	91.70 (↑ 1.00)

Table 7: Use masking strategies to explore the role of positive and negative instances. F.T. and M.T. are the abbreviations for Fine-tuning and MATCH-TUNING, respectively. It indicates that both positive and negative instances contribute to the final enhancements.

formance surpasses the vanilla fine-tuning baseline steadily.

This result indicates that both perturbation and interpolation contribute to the final improvements. MATCH-TUNING simply unify negative instances and positive instances by the matching matrix, and such unification brings further improvement (refer to the last row of Tab. 7).

## 5.2 Computational Efficiency

MATCH-TUNING improves the general performance and robustness of PLMs by introducing simple in-batch interactions. To demonstrate the computational efficiency of MATCH-TUNING, we report the training time of a single epoch for different fine-tuning methods. All the methods are based on BERT<sub>LARGE</sub> and tested on a single NVIDIA A40 GPU. As illustrated in Tab.4, while other methods all introduce heavy extra computational cost, MATCH-TUNING takes almost no overhead than vanilla fine-tuning. Besides, MATCH-TUNING + R3F improves the performance of R3F with slight overhead, which also shows the efficiency of

## 6 Conclusions

To improve the general performance and robustness for fine-tuning PLMs, we propose robust MATCH-TUNING via in-batch instance perturbation. Extensive experiments on downstream tasks demonstrate the general performance of MATCH-TUNING. In addition, MATCH-TUNING is shown to be a powerful tuning approach towards broad categories of robustness evaluation. We further analyze the functioning process of MATCH-TUNING and provide probation on its components.

## Acknowledgements

This paper is supported by the National Key Research and Development Program of China 2020AAA0106700 and NSFC project U19A2065.

## References

- Armen Aghajanyan, Akshat Shrivastava, Ancht Gupta, Naman Goyal, Luke Zettlemoyer, and Sonal Gupta. Better fine-tuning by reducing representational collapse. In *International Conference on Learning Representations (ICLR)*, 2021.
- Ruben Branco, António Branco, João Rodrigues, and João Silva. Shortcuted commonsense: Data spuriousness in deep learning of commonsense reasoning. In *Proceedings of the 2021 Conference on Empirical Methods in Natural Language Processing*, pages 1504–1521, 2021.
- Sanyuan Chen, Yutai Hou, Yiming Cui, Wanxiang Che, Ting Liu, and Xiangzhan Yu. Recall and learn: Fine-tuning deep pretrained language models with less forgetting. In Bonnie Webber, Trevor Cohn, Yulan He, and Yang Liu, editors, *Proceedings of the 2020 Conference on Empirical Methods in Natural Language Processing (EMNLP)*, 2020.
- Christopher Clark, Mark Yatskar, and Luke Zettlemoyer. Don’t Take the Easy Way Out: Ensemble Based Methods for Avoiding Known Dataset Biases. *arXiv*, 2019.
- Hal Daumé III. Frustratingly easy domain adaptation. In *Proceedings of the 45th Annual Meeting of the Association of Computational Linguistics (ACL)*, June 2007.
- Jacob Devlin, Ming-Wei Chang, Kenton Lee, and Kristina Toutanova. BERT: Pre-training of deep bidirectional transformers for language understanding. In *Proceedings of the 2019 Conference of the North American Chapter of the Association for Computational Linguistics: Human Language Technologies (NAACL-HLT)*, June 2019.
- Laurent Dinh, Razvan Pascanu, Samy Bengio, and Yoshua Bengio. Sharp minima can generalize for deep nets. In *International Conference on Machine Learning*, pages 1019–1028. PMLR, 2017.
- Lijie Fan, Sijia Liu, Pin-Yu Chen, Gaoyuan Zhang, and Chuang Gan. When does contrastive learning preserve adversarial robustness from pretraining to finetuning? *Advances in Neural Information Processing Systems*, 34, 2021.
- Tianyu Gao, Xingcheng Yao, and Danqi Chen. Simcse: Simple contrastive learning of sentence embeddings. *arXiv preprint arXiv:2104.08821*, 2021.
- Sepp Hochreiter and Jürgen Schmidhuber. Simplifying neural nets by discovering flat minima. In *Advances in neural information processing systems*, pages 529–536, 1995.
- Neil Houlsby, Andrei Giurgiu, Stanislaw Jastrzebski, Bruna Morrone, Quentin De Laroussilhe, Andrea Gesmundo, Mona Attariyan, and Sylvain Gelly. Parameter-efficient transfer learning for NLP. In *Proceedings of the 36th International Conference on Machine Learning (ICML)*, 2019.
- Dirk Hovy and Anders Søgaard. Tagging performance correlates with author age. In *Proceedings of the 53rd annual meeting of the Association for Computational Linguistics and the 7th international joint conference on natural language processing (volume 2: Short papers)*, pages 483–488, 2015.
- Haoming Jiang, Pengcheng He, Weizhu Chen, Xiaodong Liu, Jianfeng Gao, and Tuo Zhao. SMART: Robust and efficient fine-tuning for pre-trained natural language models through principled regularized optimization. In *Proceedings of the 58th Annual Meeting of the Association for Computational Linguistics (ACL)*, July 2020.
- Cheolhyoung Lee, Kyunghyun Cho, and Wanmo Kang. Mixout: Effective regularization to finetune large-scale pretrained language models. In *8th International Conference on Learning Representations (ICLR)*, 2020.
- Yinhan Liu, Myle Ott, Naman Goyal, Jingfei Du, Mandar Joshi, Danqi Chen, Omer Levy, Mike Lewis, Luke Zettlemoyer, and Veselin Stoyanov. Roberta: A robustly optimized BERT pretraining approach. *arXiv preprint*, arXiv:1907.11692, 2019.
- Yufan Liu, Jiajiong Cao, Bing Li, Chunfeng Yuan, Weiming Hu, Yangxi Li, and Yunqiang Duan. Knowledge distillation via instance relationship graph. In *Proceedings of the IEEE/CVF Conference on Computer Vision and Pattern Recognition*, pages 7096–7104, 2019.
- Shiori Sagawa, Pang Wei Koh, Tatsunori B Hashimoto, and Percy Liang. Distributionally robust neural networks for group shifts: On the importance of regularization for worst-case generalization. *arXiv preprint arXiv:1911.08731*, 2019.
- Samuel L Smith, Pieter-Jan Kindermans, Chris Ying, and Quoc V Le. Don’t decay the learning rate, increase the batch size. In *International Conference on Learning Representations*, 2018.
- Alex Wang, Amanpreet Singh, Julian Michael, Felix Hill, Omer Levy, and Samuel R. Bowman. GLUE: A multi-task benchmark and analysis platform for natural language understanding. In *International Conference on Learning Representations (ICLR)*, 2019.
- Boxin Wang, Chejian Xu, Shuohang Wang, Zhe Gan, Yu Cheng, Jianfeng Gao, Ahmed Hassan Awadallah, and Bo Li. Adversarial glue: A multi-task benchmark for robustness evaluation of language models. *arXiv preprint arXiv:2111.02840*, 2021.

Runxin Xu, Fuli Luo, Zhiyuan Zhang, Chuanqi Tan, Baobao Chang, Songfang Huang, and Fei Huang. Raise a child in large language model: Towards effective and generalizable fine-tuning. *arXiv preprint arXiv:2109.05687*, 2021.

Yu Yao, Tongliang Liu, Mingming Gong, Bo Han, Gang Niu, and Kun Zhang. Instance-dependent label-noise learning under a structural causal model. *Advances in Neural Information Processing Systems*, 34, 2021.

Chen Zhu, Yu Cheng, Zhe Gan, Siqi Sun, Tom Goldstein, and Jingjing Liu. FreeLB: Enhanced adversarial training for natural language understanding. *arXiv preprint arXiv:1909.11764*, 2019.



## A Statistical Information of GLUE datasets

In this paper, we conduct experiments on datasets in GLUE benchmark [Wang *et al.*, 2019]. The statistic information of GLUE benchmark is shown in Table 8.

Dataset	#Train	#Dev	Metrics
<i>Single-sentence Tasks</i>			
CoLA	8.5k	1.0k	Matthews Corr
SST-2	67k	872	Accuracy
<i>Inference</i>			
RTE	2.5k	277	Accuracy
QNLI	105k	5.5k	Accuracy
MNLI	393k	9.8k	Accuracy
<i>Similarity and Paraphrase</i>			
MRPC	3.7k	408	F1
STS-B	5.7k	1.5k	Spearman Corr
QQP	364k	40k	F1

Table 8: Statistics and metrics of eight datasets used in this paper form GLUE benchmark.

We also conduct experiments on advGLUE benchmark [Wang *et al.*, 2019] as shown in Table 9

Corpus	Task	—Train— (GLUE)	—Test— (AdvGLUE)
SST-2	sentiment	67,349	1,420
QQP	paraphrase	363,846	422
QNLI	NLI/QA	104,743	968
RTE	NLI	2,490	304
MNLI	NLI	392,702	1,864
<b>Sum of method test set</b>			4,978

Table 9: Statistics of advGLUE benchmark

## B Settings for Different Pretrained Language Models

We fine-tune different large pretrained language models with MATCH-TUNING, including BERT<sub>LARGE</sub><sup>5</sup>, and ELECTRA<sub>LARGE</sub><sup>6</sup>. The training information is listed in Table 10.

We use grid search for learning rate from {1e-5, 2e-5, ..., 1e-4}. For MATCH-TUNING, We use grid search for temperature hyperparameter from {1.0, 2.0, ..., 6.0}. We conduct all the experiments on a single A40 GPU.

## C Experiments on Other Pretrained Language Models

Theoretically, our MATCH-TUNING method, which only adds a matching matrix on the outputs of the PLMs, can be

<sup>5</sup><https://huggingface.co/bert-large-cased/tree/main>

<sup>6</sup><https://huggingface.co/google/electra-large-discriminator/tree/main>

Model	Dataset	Batch Size	Epochs	Warmup Ratio
BERT	all	16	3 epochs	10%
ELECTRA	CoLA	32	3 epochs	10%
	RTE	32	10 epochs	10%
	MRPC	32	3 epochs	10%
	STS-B	32	10 epochs	10%

Table 10: Hyperparameters settings for different pretrained models on variant tasks. These settings are reported in their official repository for *best practice*.

applied on different PLMs. Thus we conducted experiments on ELECTRA<sub>LARGE</sub> over 10 random seeds. Notably, we notice that the vanilla fine-tuning process of ELECTRA<sub>LARGE</sub> is unstable, e.g., for some random seeds, Matthews correlation of CoLA task may fall to zero. Therefore, for vanilla fine-tuning, We report both the raw averaged score of 10 seeds and averaged score with failed experiments filtered. For a fairer comparison, for other fine-tuning methods, we report the result after filtering.

As is shown in Tab.11, MATCH-TUNING provides an improvement of 0.57 average score on ELECTRA<sub>LARGE</sub>, which demonstrates MATCH-TUNING is model-agnostic and can consistently improve performance of different PLMs.

Method	CoLA	RTE	MRPC	STS-B	Avg
ELECTRA+Vanilla <sub>raw</sub>	49.19	88.18	92.84	82.27	78.12
ELECTRA+Vanilla <sub>filtered</sub>	70.52	88.18	92.84	91.62	85.76
ELECTRA+ChildTuning <sub>F</sub>	70.77	88.62	93.01	91.76	86.04
ELECTRA+ChildTuning <sub>D</sub>	70.98	88.94	<b>93.21</b>	91.92	86.26
ELECTRA+MATCH-TUNING	<b>71.19</b>	<b>88.97</b>	93.17	<b>91.97</b>	<b>86.33</b>

Table 11: Comparison between MATCH-TUNING and vanilla fine-tuning on ELECTRA<sub>LARGE</sub>. MATCH-TUNING outperforms other fine-tuning methods

## D Comparison of Training Loss

The comparison of training loss change on RTE between MATCH-TUNING and vanilla finetuning. MATCH-TUNING converges faster and reaches a lower stable global minima than vanilla finetuning. For details, please refer to Fig. 4.

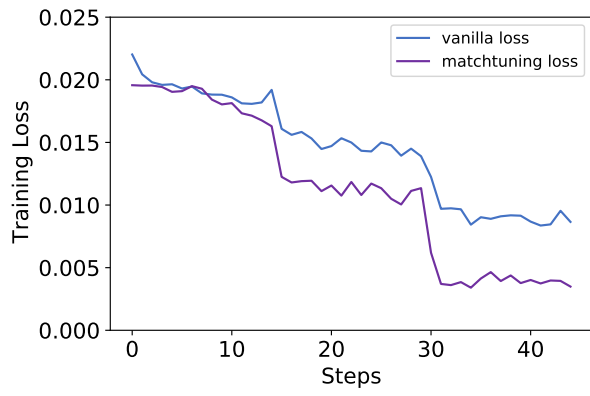


Figure 4: The comparison of training loss change on RTE between MATCH-TUNING and vanilla finetuning.