

# Heterogeneous Graph Neural Networks using Self-supervised Reciprocally Contrastive Learning

Di Jin, Cuiying Huo, Jianwu Dang, Peican Zhu, Weixiong Zhang, Witold Pedrycz and Lingfei Wu

**Abstract**—Heterogeneous graph neural network (HGNN) is a very popular technique for the modeling and analysis of heterogeneous graphs. Most existing HGNN-based approaches are supervised or semi-supervised learning methods requiring graphs to be annotated, which is costly and time-consuming. Self-supervised contrastive learning has been proposed to address the problem of requiring annotated data by mining intrinsic information hidden within the given data. However, the existing contrastive learning methods are inadequate for heterogeneous graphs because they construct contrastive views only based on data perturbation or pre-defined structural properties (e.g., meta-path) in graph data while ignore the noises that may exist in both node attributes and graph topologies. We develop for the first time a novel and robust heterogeneous graph contrastive learning approach, namely HGCL, which introduces two views on respective guidance of node attributes and graph topologies and integrates and enhances them by reciprocally contrastive mechanism to better model heterogeneous graphs. In this new approach, we adopt distinct but most suitable attribute and topology fusion mechanisms in the two views, which are conducive to mining relevant information in attributes and topologies separately. We further use both attribute similarity and topological correlation to construct high-quality contrastive samples. Extensive experiments on three large real-world heterogeneous graphs demonstrate the superiority and robustness of HGCL over state-of-the-art methods.

**Index Terms**—Heterogeneous graphs, graph neural networks, self-supervised learning, noisy data.

## I. INTRODUCTION

Heterogeneous graphs consist of diverse types of nodes and relationships between nodes, and can comprehensively model many real-world complex systems, such as transportation systems, the World Wide Web and citation networks. Analytic techniques based on deep learning have been researched and

applied to heterogeneous graphs in recent years [1], [2]. In particular, heterogeneous graph neural networks (HGNNs) learn node representations by aggregating node attributes from the graph topologies and neighbors of the nodes. HGNNs have enjoyed great success on various graph analysis tasks, e.g., node classification [3], [4], node clustering, link prediction [5], [6] and recommendation [7].

HGNNs have been so far developed for annotated graphs, and the existing HGNN methods are supervised or semi-supervised learning methods, i.e., they require node labels for learning node representations and training models [3], [5], [8], [9]. Nevertheless, adequately annotating nodes typically requires domain-specific knowledge and is costly and time-consuming. The recent development of self-supervised learning has been adopted to address the lack of annotated data by mining intrinsic information hidden within the given data as supervised signals [10]–[12]. In particular, contrastive learning, a representative self-supervised technique, has achieved competitive performance in computer vision [13], [14], natural language processing [15], [16] and graph analysis [17], [18].

Contrastive learning on graphs aims at generating different contrastive views, maximizing the similarity between positive samples selected from the views, and minimizing the similarity between negative samples selected from the views to learn a rich representation of the nodes in a graph. The existing methods on homogeneous graphs often use data augmentations to generate contrastive views, including attribute augmentation (e.g., attribute masking [19], [20]), structure augmentation (e.g., graph diffusion [21]) and hybrid augmentation (e.g., sub-graph sampling [22]). However, because heterogeneous graphs contain multiple types of nodes and edges, it is infeasible to directly use data augmentations on homogeneous graphs to design contrastive views. To our best knowledge, there is only one attempt proposed to derive contrastive views for heterogeneous graphs [23], which designs contrastive views based solely on pre-defined structural properties (network schema and meta-paths) in the graph. But this approach is based on the assumption that graph topology is trustworthy, which is often violated in practice [19]. Since the extraction of heterogeneous graphs usually needs to follow certain pre-defined rules, and real-world systems are large and complex, accompanied by various uncertain information, these inevitably introduce noises to graph descriptions. Importantly, both node attributes and graph topologies may be noisy, and the disparity between the attributes and the topology is typically inevitable. In supervised or semi-supervised learning, the presence of node labels may shield the influence of noises in the graph on the model performance. However, for unsupervised and self-

Di Jin and Cuiying Huo are with the College of Intelligence and Computing, Tianjin University, Tianjin 300350, China (e-mail: jindi@tju.edu.cn; huocuiying@tju.edu.cn).

Jianwu Dang is with the College of Intelligence and Computing, Tianjin University, Tianjin 300350, China and also with the School of Information Science, Japan Advanced Institute of Science and Technology, Nomi, Ishikawa 923-1211, Japan (e-mail: jdang@jaist.ac.jp).

Peican Zhu is with School of Artificial Intelligence, Optics and Electronics, Northwestern Polytechnical University, Xi'an 710072, China (e-mail: ericcan@nwpu.edu.cn).

Weixiong Zhang is with the Department of Computer Science and Engineering, Washington University, St. Louis, MO 63130, USA (e-mail: weixiong.zhang@wustl.edu).

Witold Pedrycz is with the Department of Electrical and Computer Engineering, University of Alberta, Edmonton, AB T6R 2V4, Canada, also with the Department of Electrical and Computer Engineering, Faculty of Engineering, King Abdulaziz University, Jeddah 21589, Saudi Arabia, and also with the Systems Research Institute, Polish Academy of Sciences, 01-447 Warsaw, Poland (e-mail: wpedrycz@ualberta.ca).

Lingfei Wu is with the JD.COM Silicon Valley Research Center, 675 E Middlefield Rd, Mountain View, CA 94043 USA (e-mail: lwu@email.wm.edu).

supervised learning, the presence of noises has a great impact on the accuracy of the model and the robustness of the underlying methods. Therefore, it is imperative and urgent to develop an effective and robust contrastive learning approach for heterogeneous graphs.

Furthermore, for the noisy graph contrastive learning task, it would be ideal if we could trust node attributes when there is noise in the graph topology, and likewise, if we could trust the graph topology when there is noise in node attributes, i.e., it is desirable to learn from others' strengths to ameliorate one's weaknesses. However, in self-supervised learning, we cannot determine the source of noise, so it is difficult to mine effective information while reducing noise interference. In addition, heterogeneous graphs contain diverse and complex information, which makes it complex to explore key and effective information. Therefore, how to design contrastive views for heterogeneous graphs is very challenging, especially when the attributes and topology are both noisy to some extent as those in many real applications.

To address this problem, we propose here a novel and robust approach for **H**eterogeneous **G**raph reciprocal **C**ontrastive **L**earning, short-handed as **HGCL**, for heterogeneous graph learning. The existing methods design contrastive views by using data augmentations that destroy the original graph data or using structural properties alone. In contrast, HGCL comprehensively considers the original node attributes and graph topologies to construct contrastive views. It also considers the information from node attributes and graph topologies when selecting samples. In HGCL, attribute-guided view and topology-guided view are introduced separately to capture the effective information of node attributes and graph topologies to the greatest extent by adopting different fusion mechanisms. A flexible sample selection mechanism is further introduced to consider attributes similarity and topological structure correlation simultaneously and to form contrastive loss to promote the two views. By using two different fusion mechanisms, the effects of complex and diverse attributes are maximized in the attribute-guided view, and the structural characteristics of graphs are fully utilized in the topology-guided view. The use of two fusion mechanisms helps reduce the impact of noises and the disparity between the attributes and the topology on model performance. The contrastive samples jointly determined by attribute and topology are conducive to enhancing the quality of the samples to improve the discriminative power of the model and to mine the key common information in the attributes and topology to help supervise the model during contrastive training. Extensive experiments on node classification and node clustering tasks demonstrate the remarkable superiority of the proposed HGCL over state-of-the-art methods.

The rest of the paper is organized as follows. In Section II we discuss related work. In Section III we give formal definitions of the key terms used in this paper. We present the HGCL approach in Section IV and conduct extensive experiments in Section V. Finally, we conclude in Section VI.

## II. RELATED WORK

### A. Heterogeneous Graph Neural Networks

Most HGNN-based methods aim to learn node representations by aggregating the information from neighbor nodes of a heterogeneous graph while preserving the structure and semantic information. For example, HAN [4] introduces a hierarchical attention mechanism to aggregate the information from meta-path-based neighbors. MAGNN [5] has made further improvements, taking the intermediate nodes in the meta-path into consideration. GTN [3] no longer relies on artificially defined meta-paths, but designs methods to automatically learn the multi-hop relationship between nodes, and then aggregate messages based on this relationship. HGT [9] adopts relation-based mutual attention to learn node representations for web-scale heterogeneous graphs. The above methods are all based on semi-supervised, and recently some methods based on unsupervised have also been proposed. For example, HetGNN [6] aggregates information by designing neighbor sampling. NSHE [8] preserves the node pair similarity and network schema structure to learn node representations. Although the above methods have achieved good performance, they cannot mine supervisory information from intrinsic information hidden within the given data which is correctly a main focus in this work.

### B. Self-supervised Contrastive Learning

Self-supervised learning has been popular in computer vision [13], [14] and has also been extended to natural language processing [15], [16] and graph representation learning [17]. DGI [10] and GMI [11] are the earliest self-supervised methods proposed on graphs. As an extension of DGI on heterogeneous graphs, DMGI [12] has excellent performance. Contrastive learning, a representative self-supervised technique has achieved competitive performance. Contrastive learning on graphs aims to construct different contrastive views and design different loss functions for training. The existing methods often use data augmentation (e.g., structural disturbance, attribute perturbation, and graph diffusion) to design a view and contrast it with the original graph. For example, GRACE [18] creates a view by removing edges and masking attributes and designs a loss function to contrast between node representations. GCA [24] proposes an adaptive augmentation method for both edges and node attributes to extend the augmentation strategy of GRACE. GCC [22] samples multiple subgraphs of the same graph and contrasts these subgraphs. GraphCL [25] uses different graph augmentations and uses a graph contrastive loss to make representations invariant to perturbation.

The methods mentioned above are all for homogeneous graph analysis, and the contrastive view is obtained through the disturbance of data, which destroys the original graph topologies or node attributes and does not consider the interference of noise. Different from homogeneous graphs, heterogeneous graphs contain complex topological structures and diverse node attributes. As a result, the design of views is more flexible and requires further consideration. At present, there has been only one attempt of using contrastive learning for

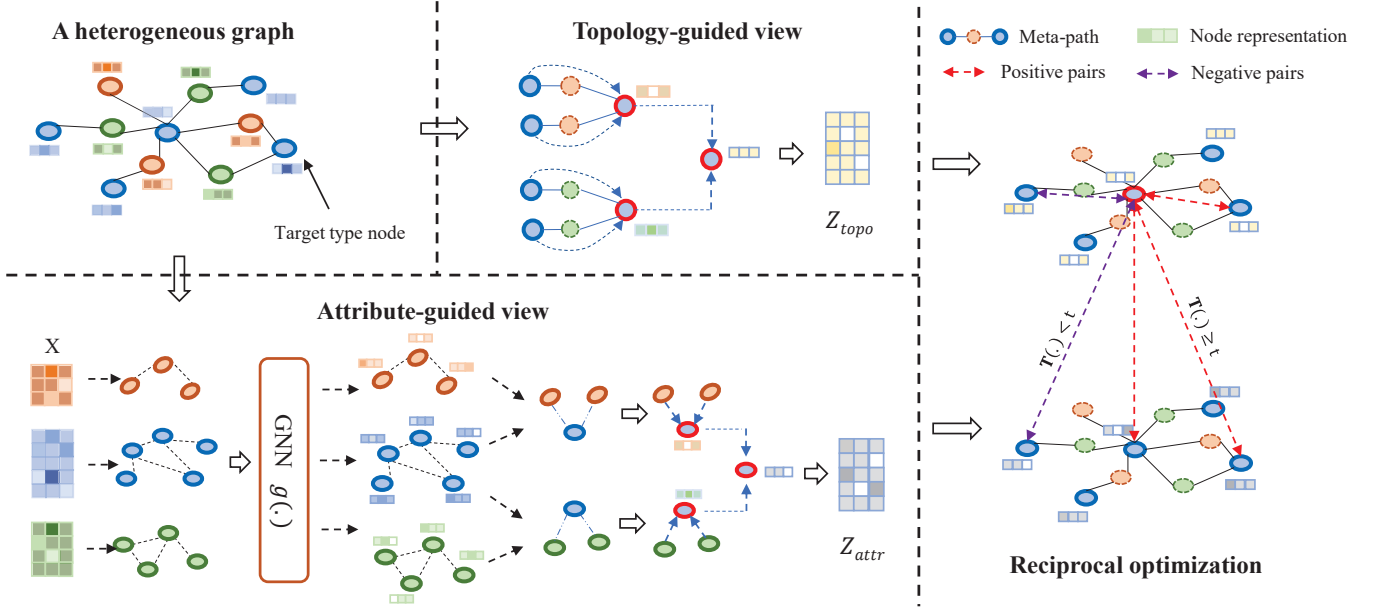


Fig. 1. Overview of the HGCL approach. The attribute-guided view uses different ways to regenerate homogeneous and heterogeneous edges and uses two encoding methods to aggregate homogeneous and heterogeneous neighbor information. The topology-guided view takes meta-path as prior knowledge, and aggregates messages across the same and different meta-paths to learn node representation. The reciprocal contrast integrates and enhances the two views through the high-quality sample selection mechanism.

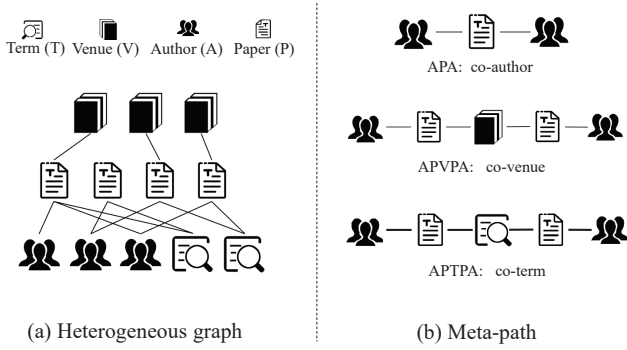


Fig. 2. A toy example of a heterogeneous graph (DBLP) and an illustration of meta-paths.

heterogeneous graph analysis [23], which designs contrastive views based solely on structural properties and also ignores noise interference in both attributes and topology. Therefore, how to design a robust and efficient contrastive mechanism for heterogeneous graphs is important and necessary, while is a challenge due to the diversity and complexity of information contained in heterogeneous graphs.

### III. PRELIMINARIES

In this section, we start with some key terms used throughout this paper. **Definition 1. Heterogeneous Graph.** A heterogeneous graph  $\mathcal{G} = (\mathcal{V}, \mathcal{E}, \mathcal{A}, \mathcal{F}, \mathcal{R})$  is composed of a set of nodes  $\mathcal{V}$ , an set of edges  $\mathcal{E}$ , a set of attributes  $\mathcal{A}$  on nodes, a set of node types  $\mathcal{F}$ , and a set of edge types  $\mathcal{R}$ , where  $|\mathcal{F}| + |\mathcal{R}| \geq 2$ . Every node  $v \in \mathcal{V}$  is associated with a node-type mapping function  $\varphi: \mathcal{V} \rightarrow \mathcal{F}$ , and every edge  $e \in \mathcal{E}$  has an edge-type mapping function  $\phi: \mathcal{E} \rightarrow \mathcal{R}$ .

Take the DBLP citation network as an example (Fig. 2(a)). It includes four types of nodes (author, paper, venue and term), and three types of heterogeneous edges (author-paper, paper-venue and paper-term).

**Definition 2. Meta-path.** A meta-path  $\mathcal{M}$  in a heterogeneous graph  $\mathcal{G}$  is a path in the form of  $\mathcal{F}_1 \xrightarrow{\mathcal{R}_1} \mathcal{F}_2 \xrightarrow{\mathcal{R}_2} \dots \xrightarrow{\mathcal{R}_l} \mathcal{F}_{l+1}$  (abbreviated as  $\mathcal{F}_1\mathcal{F}_2\dots\mathcal{F}_{l+1}$ ), where  $\mathcal{F}_1, \mathcal{F}_2, \dots, \mathcal{F}_{l+1} \in \mathcal{F}$  and  $\mathcal{R}_1, \mathcal{R}_2, \dots, \mathcal{R}_l \in \mathcal{R}$ .

A meta-path describes a composite relation between two nodes in a heterogeneous graph. For example, the meta-path Author-Paper-Author (APA) represents that two author nodes have a co-author relationship (Fig. 2(b)).

### IV. THE APPROACH

We first briefly overview the HGCL approach and then discuss its major components, including the encoder for attribute-guided view, encoder for topology-guided view, and reciprocal contrastive optimization.

#### A. Overview

HGCL is a self-supervised contrastive learning approach for heterogeneous graphs. It adopts two contrastive views guided by node attributes and graph topologies and a contrastive sample selection mechanism to integrate and enhance the two views to learn rich node representation (Fig. 1). It contains three components: an encoder for attribute-guided view, an encoder for topology-guided view, and a reciprocal contrastive optimization module. In the encoder for the attribute-guided view, we use the similarities between node attributes to regenerate the graph structure (homogeneous and heterogeneous edges) and use two encoding methods to aggregate messages across the nodes of the same and different types to learn node

representation. In the encoder for the topology-guided view, we take the pre-defined structural property meta-path as prior knowledge, and use attention mechanism to aggregate messages across the same and different meta-paths to learn node representation. Finally, in reciprocal contrastive optimization, we simultaneously compute attribute similarity and meta-path-based topological correlation to define positive and negative samples, and optimize the proposed model by maximizing the agreement between the representations of the positive sample nodes.

### B. Encoder for Attribute-guided View

Due to the interference of noise in the heterogeneous graph, propagating and aggregating attributes by the guidance of topology alone may be sub-optimal. To maximize the effects of diverse node attributes, an idea is to reconstruct the graph topologies using node attributes. To this end, two key issues need to be addressed, i.e., how to use node attributes to accurately build edges and how to make comprehensive use of different types of node attributes. In this section, we first use the similarity of node attributes to regenerate type-specific homogeneous edges for each type of nodes. We then employ a graph neural network (GNN) to obtain the initial representations of different types of nodes with corresponding homogeneous topology and attributes as input. Then, we use the obtained type-specific initial node representations to calculate the similarity between different types of nodes to regenerate heterogeneous edges. Finally, we adopt the attention mechanism [26] to aggregate the information of different types of nodes to obtain the final node representations  $Z_{attr}$  from the attribute-guided view.

1) *Generation of Type-specific Homogeneous Edges*: To generate homogeneous edges of node type  $f \in \mathcal{F}$ , we first calculate the similarity matrix  $S^f$  using node attribute matrix  $X^f \in \mathcal{X}$ . After considering several choices for the similarity measure (including Jaccard Similarity, Cosine Similarity and Gaussian Kernel), we adopt Cosine Similarity which computes the cosine function of the angle between two vectors to quantify their similarity since they have similar results. Given a pair of nodes  $v_i^f$  and  $v_j^f$  with their corresponding attribute vectors  $x_i^f$  and  $x_j^f$  respectively, the similarity  $s_{ij}^f$  of the two nodes is defined as

$$s_{ij}^f = \frac{x_i^f \cdot x_j^f}{\|x_i^f\|_2 \cdot \|x_j^f\|_2}, \quad (1)$$

where the operation  $\cdot$  is the dot product and  $\|\cdot\|_2$  is the L2-norm.  $s_{ij}^f$  is the  $(i, j)$  element in the similarity matrix  $S^f$ . Considering that the underlying graph structure is sparse, we mask off (i.e., set to zero) those elements in  $S^f$  which are smaller than a small non-negative threshold  $\epsilon_{ho}^f$ . With  $S^f$ , we choose the node pairs with non-zero similarity for each node to set edges. Then, type-specific homogeneous graph  $G^f = (A^f, X^f)$  for node type  $f$  can be obtained, where  $A^f$  is the adjacency matrix.

2) *Message Aggregation of Type-specific Nodes*: For each type of nodes, we have a corresponding type-specific homogeneous (sub)graph. We employ mean-based aggregator of GraphSAGE [27] to aggregate messages on the graph to derive type-specific node representations. Given the graph  $G^f = (A^f, X^f)$  for node type  $f$ , the representations of the  $f$ -th type of nodes can be expressed as

$$H^f = \text{GraphSAGE}(A^f, X^f). \quad (2)$$

After type-specific message aggregation, we can obtain  $|\mathcal{F}|$  groups of node representations corresponding to  $|\mathcal{F}|$  node types, denoted as  $\{H^1, H^2, \dots, H^{|\mathcal{F}|}\}$ .

3) *Generation of Different Types of Heterogeneous Edges*: After fully acquiring the information of homogeneous neighbors, we further consider the information gain brought by heterogeneous neighbors. Therefore, we need to establish connections between different types of nodes. Here we use the node representation  $H^f$  obtained by the above process to calculate the similarity between different types of nodes to regenerate heterogeneous edges. We also use Cosine Similarity for similarity calculation in Eq.(1). Considering that different types of nodes have different feature spaces, we use the type-specific transformation matrix  $W_f$  to project the features of different types of nodes into the same feature space, and then calculate the similarity

$$s_{ij}^{f_i f_j} = \cos(W_{f_i} h_i^{f_i}, W_{f_j} h_j^{f_j}). \quad (3)$$

We also choose the heterogeneous node pairs whose similarities are greater than the threshold  $\epsilon_{he}^r$  for each node to set edges, where  $r$  is the type of heterogeneous edges. Also of note, in heterogeneous graph analysis there is typically only one type of nodes (target type of nodes) analyzed for downstream tasks, so we only regenerate heterogeneous edges between the target type of nodes and all other types of nodes.

4) *Message Aggregation between Different Types of Nodes*: Through the above process, we obtain  $|\mathcal{F}| - 1$  kinds of heterogeneous neighbors for the target type of nodes. In this work, we apply the attention mechanism [26] to calculate the importance relationships between the target type of nodes and other types of nodes, and then perform weighted message aggregation. Given the representation  $h_i^t$  of a node  $v_i$  in the target type  $t$ , and the representation  $h_j^f$  of node  $j$  in another type  $f$  ( $f \in \mathcal{F}, f \neq t$ ), the importance coefficient between  $h_i^t$  and  $h_j^f$  can be formulated as

$$e_{i,j}^{t,f} = \sigma \left( (h_i^t)^T W h_j^f \right), \quad (4)$$

where  $\sigma(\cdot)$  is an activation function, and  $W$  the weight matrix.

After obtaining all the importance coefficients, we normalize them via softmax function to get the final coefficient

$$\alpha_{i,j}^{t,f} = \text{softmax} \left( e_{i,j}^{t,f} \right) = \frac{\exp \left( e_{i,j}^{t,f} \right)}{\sum_{r \in N_i^f} \exp \left( e_{i,r}^{t,f} \right)}, \quad (5)$$

where  $N_i^f$  is the set of  $f$ -th type of neighbor nodes for  $v_i$ . Then, the  $f$ -th type information-based representation of target node  $v_i$  can be formulated as

$$z_i^f = \sigma \left( \sum_{j \in N_i^f} \alpha_{i,j}^{t,f} \cdot h_j^f \right). \quad (6)$$

For nodes of the  $t$ -th type, we can obtain  $|\mathcal{F}| - 1$  groups of node representations by Eq.(6), i.e.,  $\{Z^f \mid f \in \mathcal{F}, f \neq t\}$ , as well as  $H^t$  by Eq.(2). We denote  $H^t$  as  $Z^t$  so that there are  $|\mathcal{F}|$  groups of  $t$ -th type of node representations  $\{Z^1, Z^2, \dots, Z^{|\mathcal{F}|}\}$ . Several methods can be used to generate final attribute-guided node representations, including the mean pooling and max pooling. In this work, we use a parameterized attention vector to calculate the normalized importance coefficient

$$\beta_f = \frac{\exp \left( \frac{1}{|\mathcal{V}_f|} \sum_{v_i \in \mathcal{V}_f} q_f^T \cdot \sigma \left( W' \cdot z_i^f + b' \right) \right)}{\sum_{f \in \mathcal{F}} \exp \left( \frac{1}{|\mathcal{V}_f|} \sum_{v_i \in \mathcal{V}_f} q_f^T \cdot \sigma \left( W' \cdot z_i^f + b' \right) \right)}, \quad (7)$$

where  $W'$  and  $b'$  are learnable parameter matrix and bias vector,  $\sigma(\cdot)$  the activation function,  $q_f$  the attention vector of  $f$ -th type of nodes, and  $\mathcal{V}_f$  the set of  $f$ -th type of nodes. After getting the normalized importance coefficient  $\beta_{\mathcal{F}}$ , the final node representation of the attribute-guided view  $Z_{attr}^t$  is given as

$$Z_{attr}^t = \sum_{f \in \mathcal{F}} \beta_f \cdot Z^f. \quad (8)$$

### C. Encoder for Topology-guided View

As an important structural property of heterogeneous graphs, meta-paths play an indispensable role in modeling different semantic relationships in heterogeneous graphs. To learn a good node representation under the guidance of topology, the topology-guided encoder performs a hierarchical message aggregation process [4], including message aggregation within the same meta-path and message aggregation between different meta-paths.

1) *Message Aggregation within the Same Meta-path:* Given a meta-path  $\mathcal{M}^p$ , many node pairs may be connected by  $\mathcal{M}^p$ . For the target node  $v_i$  and its meta-path  $\mathcal{M}^p$  based neighbor nodes  $N_i^{\mathcal{M}^p}$ , we adopt a message aggregation process based on the attention mechanism and the weight coefficient between nodes  $v_i$  and  $v_j$  on  $\mathcal{M}^p$  is formalized as

$$\gamma_{ij}^{\mathcal{M}^p} = \frac{\exp \left( \sigma \left( s_{\mathcal{M}^p}^T \cdot [h_i || h_j] \right) \right)}{\sum_{k \in N_i^{\mathcal{M}^p}} \exp \left( \sigma \left( s_{\mathcal{M}^p}^T \cdot [h_i || h_k] \right) \right)}, \quad (9)$$

where  $\sigma$  is the activation function,  $s_{\mathcal{M}^p}$  the learnable parameter vector specific to meta-path  $\mathcal{M}^p$ , and  $||$  the concatenate operation. The representation of target node  $v_i$  under meta-path  $\mathcal{M}^p$  can be aggregated by the neighbor's representations with the corresponding coefficients as follows

$$h_i^{\mathcal{M}^p} = \sigma \left( \sum_{j \in N_i^{\mathcal{M}^p}} \gamma_{ij}^{\mathcal{M}^p} h_j \right). \quad (10)$$

2) *Message Aggregation between Different Meta-paths:* In a heterogeneous graph, there normally exist multiple meta-paths  $\{\mathcal{M}^1, \mathcal{M}^2, \dots, \mathcal{M}^P\}$ . Correspondingly, we can obtain  $P$  groups of representations  $\{H^{\mathcal{M}^1}, H^{\mathcal{M}^2}, \dots, H^{\mathcal{M}^P}\}$  by message aggregation within the same meta-path. We then also use the attention mechanism to combine semantic messages from different meta-paths to obtain the final representations  $Z_{topo}$ . The weighted aggregation between  $\{\mathcal{M}^1, \mathcal{M}^2, \dots, \mathcal{M}^P\}$  can then be formulated as

$$Z_{topo} = \sum_{p=1}^P \eta^{\mathcal{M}^p} \cdot H^{\mathcal{M}^p}. \quad (11)$$

where  $\eta^{\mathcal{M}^p}$  is the weight coefficient of meta-path  $\mathcal{M}^p$ , which can be computed in the same way as Eq.(7).

### D. Reciprocal Contrastive Optimization

After having the two view encoders on respective guidance of attributes and topology, we can compute node representations from these two views respectively. To learn the final rich node representation, we introduce a reciprocal contrastive mechanism to integrate and enhance the two views, which includes the definition of positive/negative samples and loss function for the contrastive optimization of the model.

1) *The Definition of Positive and Negative Sample Pairs:* For computing contrastive loss, we define the positive and negative samples in the heterogeneous graph. We first use the representations of the same node under the above two views as a pair of positive samples like the existing methods [18]. To improve the ability of self-supervised learning, we consider attribute similarity and topological correlation at the same time to expand positive samples, while ensuring the high quality of samples. We calculate the attribute similarity (Eq.(1)) of the target type of nodes, and choose each node pair  $\langle v_i, v_j \rangle$  whose attribute similarity  $s_{ij}$  is greater than a preset hyper-parameter threshold  $\epsilon_a$  as the positive sample candidates. Then, we further determine the positive sample pairs by computing the correlation between the target node and neighbors based on the meta-path. Since different meta-paths in a heterogeneous graph often play different roles, the correlation is determined by the number of meta-paths between the target node and its neighbors on the meta-paths and further assign importance coefficients to meta-paths.

To be specific, given a target node  $v_i$  and a meta-path-based node  $v_j$ , the correlation function  $\mathbb{T}_i(\cdot)$  is defined as

$$\mathbb{T}_i(v_j) = \sum_{p=1}^P \delta_{\mathcal{M}^p} \cdot \mathbb{1} \left( v_j \in N_i^{\mathcal{M}^p} \right), \quad (12)$$

where  $\mathbb{1}(\cdot)$  is the indicator function with the value of 0 or 1,  $\delta_{\mathcal{M}^p}$  the importance coefficient of meta-path  $\mathcal{M}^p$ , and  $N_i^{\mathcal{M}^p}$  the set of neighbors of node  $v_i$  on meta-path  $\mathcal{M}^p$ . We choose a node pair  $\langle v_i, v_j \rangle$  whose topological correlation  $\mathbb{T}_i(v_j)$  is greater than the preset hyper-parameter threshold  $\epsilon_t$  as the positive sample candidates. Finally, the overall positive sample set of the target node  $v_i$  need to satisfy both attribute similarity and topological correlation, defined as follows

$$\mathbb{P}(i) = \{v_j \mid s_{ij} \geq \epsilon_a \cap \mathbb{T}_i(v_j) \geq \epsilon_t, i \neq j\}. \quad (13)$$

Similarly, the overall negative sample set of  $v_i$  is

$$\mathbb{N}(i) = \{v_j \mid s_{ij} < \epsilon_a \cup \mathbb{T}_i(v_j) < \epsilon_t, i \neq j\}. \quad (14)$$

2) *Contrastive Loss*: With the positive sample set  $\mathbb{P}(i)$  and negative sample set  $\mathbb{N}(i)$  obtained above, we optimize the model by maximizing the agreement between the representations of the positive sample nodes [18]. The contrastive loss function for each view can be formulated as

$$\psi(Z, Z') = \frac{1}{|\mathcal{V}|} \sum_{v_i \in \mathcal{V}} -\log \frac{\sum_{v_j \in \mathbb{P}(i)} e^{\langle z_i, z_j \rangle} + \sum_{v_j \in \mathbb{P}(i) \cup v_i} e^{\langle z_i, z'_j \rangle}}{\sum_{v_j \in \mathbb{P}(i) \cup \mathbb{N}(i)} e^{\langle z_i, z_j \rangle} + e^{\langle z_i, z'_j \rangle}}, \quad (15)$$

where  $\langle z_i, z'_i \rangle = \cos(z_i, z'_i)/\tau$  and  $\tau$  a temperature parameter. The overall loss function is then defined as the weighted average of the losses of two views, formally given by

$$\mathcal{L}_{final} = \lambda \cdot \psi(Z_{topo}, Z_{attr}) + (1 - \lambda) \cdot \psi(Z_{attr}, Z_{topo}), \quad (16)$$

where  $\lambda$  is a weighted coefficient to balance these two parts. To this end, we use the concatenation of  $Z_{attr}$  and  $Z_{topo}$  to perform downstream tasks.

## V. EXPERIMENTS

We first discuss the experimental setup, including datasets, baseline methods, and detailed experimental settings. We then present the comparison results on node classification and node clustering. We discuss additional experiments to demonstrate the robustness and generality of the new HGCL approach and consider a parameter analysis.

### A. Experimental Setup

a) *Datasets*: To analyze the effectiveness of HGCL, we performed a comprehensive experimental analysis using three widely-used heterogeneous graph datasets (Table I).

- 1) ACM<sup>1</sup> [4]: We extracted a subset of ACM for 4019 papers, 7167 authors, and 60 subjects. We conducted experimental analysis on paper nodes in ACM dataset. The papers were labeled according to their fields.
- 2) Yelp<sup>2</sup> [28]: We extracted a subset from Yelp Open Dataset containing 2614 businesses, 1286 users, 4 services, and 9 rating levels. We conducted experimental analysis on business nodes in Yelp dataset. The business nodes were labeled by their categories.
- 3) DBLP<sup>3</sup> [29]: We extracted a subset of DBLP containing information of 4057 authors, 14328 papers, 8789 terms, and 20 venues. We conducted experimental analysis on author nodes in DBLP dataset. Authors were divided into four research areas.

b) *Baseline Methods*: We compared the new HGCL approach with nine state-of-the-art embedding methods. These methods include three semi-supervised methods (GAT [26], HAN [4], and MAGNN [5]) and five unsupervised methods (Mp2vec [30], DGI [10], GMI [11], DMGI [12], and HeCo [23]) and can be divided into four methods for homogeneous graphs (GAT, DGI, GMI, and GAE) and five

TABLE I  
STATISTICS OF DATASETS

Datasets	Nodes	Edges	Meta-paths
ACM	Paper(P):4019 Author(A):7167 Subject(S):60	P-P:9615 P-A:13407 P-S:4019	PAP PSP
Yelp	Business(B):2614 User(U):1286 Service(S):4 Level(L):9	B-U:30838 B-S:2614 B-L:2614	BUB BSB BLB
DBLP	Author(A):4057 Paper(P):14328 Term(T):8789 Venue(V):20	A-P:19645 P-T:85810 P-V:14328	APA APTPA APVPA

methods for heterogeneous graphs (HAN, MAGNN, Mp2vec, DMGI, and HeCo). Among these methods, HeCo is the only contrastive method for heterogeneous graphs as far as we know.

c) *Detailed Settings*: For a fair comparison of all methods, the embedding dimensions evaluated were set to 64. For semi-supervised methods (GAT, HAN and MAGNN), the labeled nodes were divided into training, validation, and testing sets in the ratio of 10%, 10%, and 80% as done in existing works. For homogeneous methods (GAT, DGI, GMI and GAE), we tested all their meta-paths and report here the best performance of all methods compared.

For our HGCL approach, we use cross validation to set the parameters (details are provided in Table IV) and adopt the Adam optimizer with a learning rate of 0.0005. In Table IV,  $\lambda$  is the loss weighted coefficient,  $\epsilon_{ho}$  the attribute similarity threshold for regenerated homogeneous edges,  $\epsilon_{he}$  the attribute similarity threshold for regenerated heterogeneous edges,  $\epsilon_a$  the attribute similarity threshold for sample selection,  $\delta$  the weight coefficient for meta-path,  $\epsilon_t$  the topological correlation threshold for sample selection and  $\tau$  the temperature parameter.

### B. Node Classification

Node classification is a traditional task for the evaluation of the quality of learned node representations. After learning node representations, we adopted a linear support vector machine (SVM) [31] classifier to classify nodes. Because the labels for the training and validation sets have been used in semi-supervised methods, to make a fair comparison, we only classified the nodes in test set in each dataset. We fed node representations to the SVM classifier with varying training ratios from 20% to 80%. We repeated experiments 10 times and report here the Macro-F1 and Micro-F1, which are commonly used evaluation metrics.

The results are shown in Table II, where the best results are in bold fonts and the second-best results are underlined. The new HGCL approach outperformed baseline methods compared under different training ratios, including three semi-supervised methods (GAT, HAN, and MAGNN) and the only contrastive learning method which contrasts the design view based on the structural properties alone (HeCo), in most cases considered. In particular, the proposed HGCL outperformed

<sup>1</sup><http://dl.acm.org/>

<sup>2</sup><https://www.yelp.com/dataset>

<sup>3</sup><https://dblp.uni-trier.de>

TABLE II  
PERFORMANCE EVALUATION OF NODE CLASSIFICATION ON THREE DATASETS

Datasets	Metrics	Training	Semi-supervised			Unsupervised				
			GAT	HAN	MAGNN	Mp2vec	DGI	DMGI	HeCo	HGCL
ACM	Macro-F1	20%	0.8966	0.9062	0.8693	0.7011	0.9041	<b>0.9222</b>	0.8637	0.9177
		40%	0.8975	0.9102	0.8889	0.7043	0.9042	0.9251	0.8784	<b>0.9253</b>
		60%	0.8993	0.9128	0.8985	0.7073	0.9062	0.9278	0.8863	<b>0.9300</b>
		80%	0.8960	0.9150	0.9064	0.7113	0.9055	0.9256	0.8937	<b>0.9328</b>
	Micro-F1	20%	0.8955	0.9056	0.8703	0.7444	0.9033	<b>0.9207</b>	0.8696	0.9163
		40%	0.8968	0.9099	0.8895	0.7480	0.9034	0.9236	0.8807	<b>0.9237</b>
		60%	0.8984	0.9123	0.8985	0.7522	0.9051	0.9260	0.8875	<b>0.9290</b>
		80%	0.8950	0.9142	0.9061	0.7557	0.9044	0.9238	0.8949	<b>0.9318</b>
Yelp	Macro-F1	20%	0.5407	0.7724	0.8676	0.5396	0.5407	0.7273	0.5395	<b>0.9133</b>
		40%	0.5407	0.7848	0.8871	0.5400	0.5407	0.7381	0.5399	<b>0.9258</b>
		60%	0.5400	0.7858	0.9018	0.5396	0.5400	0.7448	0.5396	<b>0.9319</b>
		80%	0.5381	0.7893	0.8991	0.5370	0.5381	0.7541	0.5372	<b>0.9294</b>
	Micro-F1	20%	0.7306	0.7885	0.8711	0.7289	0.7306	0.7833	0.7289	<b>0.9053</b>
		40%	0.7314	0.7992	0.8887	0.7295	0.7314	0.7893	0.7298	<b>0.9189</b>
		60%	0.7296	0.7997	0.9034	0.7297	0.7296	0.7934	0.7297	<b>0.9258</b>
		80%	0.7281	0.8041	0.9008	0.7278	0.7281	0.8000	0.7280	<b>0.9246</b>
DBLP	Macro-F1	20%	0.9040	0.9221	0.9381	0.7666	0.8851	0.9290	0.9041	<b>0.9401</b>
		40%	0.9061	0.9244	0.9391	0.8214	0.8849	0.9296	0.9111	<b>0.9420</b>
		60%	0.9073	0.9251	0.9394	0.8425	0.8861	0.9317	0.9158	<b>0.9429</b>
		80%	0.9088	0.9271	0.9417	0.8420	0.8856	0.9333	0.9151	<b>0.9468</b>
	Micro-F1	20%	0.9105	0.9269	0.9420	0.7761	0.8926	0.9339	0.9112	<b>0.9446</b>
		40%	0.9126	0.9290	0.9428	0.8289	0.8920	0.9344	0.9179	<b>0.9460</b>
		60%	0.9135	0.9300	0.9432	0.8502	0.8934	0.9364	0.9224	<b>0.9470</b>
		80%	0.9148	0.9318	0.9453	0.8495	0.8927	0.9378	0.9213	<b>0.9503</b>

TABLE III  
PERFORMANCE EVALUATION OF NODE CLUSTERING ON THREE DATASETS

Dataset	Metrics	Mp2vec	GAE	DGI	GMI	DMGI	HeCo	HGCL
ACM	NMI	0.3765	0.4059	0.5183	0.3763	0.6065	0.6316	<b>0.6746</b>
	ARI	0.3025	0.3319	0.4374	0.3022	0.5827	0.6649	<b>0.7125</b>
Yelp	NMI	0.3890	0.3919	0.3942	0.3942	0.3690	0.3942	<b>0.4250</b>
	ARI	0.4249	0.4257	0.4262	0.4260	0.3346	0.4262	<b>0.4452</b>
DBLP	NMI	0.5451	0.5257	0.6637	0.4101	0.7388	0.6942	<b>0.8031</b>
	ARI	0.5815	0.4986	0.6838	0.4056	0.7929	0.7483	<b>0.8496</b>

HeCo by 15.40% in Macro-f1 and 8.67% in Micro-f1 on average. The superior performance of the new approach may be mainly due to the design of both attribute- and topology-guided views and the use of the high-quality sample selection mechanism to achieve mutual supervision and mutual enhancement of the two views, which thus makes it robust to noisy graphs. All GNN-based baseline methods employ a single fusion mechanism in which attributes are propagated and aggregated under the guidance of topology, causing noise in and disparity of attributes and topology to affect model performance.

### C. Node Clustering

Our unsupervised HGCL approach is particularly suitable for this unsupervised task. For comparison, we chose six unsupervised methods (Mp2vec, GAE, DGI, GMI, DMGI, and HeCo) as baselines but excluded semi-supervised methods

since they use the labels of some of the training data. We applied the  $k$ -Means algorithm 10 times to the learned node representations. We report the average normalized mutual information (NMI) and adjusted rand index (ARI) for comparison.

The experimental results are presented in Table III. As shown, HGCL outperformed all baseline methods in terms of both NMI and ARI. For example, the proposed HGCL outperformed the best baseline method by 4.60% in NMI and 4.11% in ARI on average. The superior performance of HGCL in node clustering over the state-of-the-art methods further demonstrates the effectiveness of our new method.

### D. Robustness Verification

To evaluate the robustness of HGCL, we construct original graphs with random edge deletion or random attribute masking. Specifically, for each pair of nodes in the original graph,

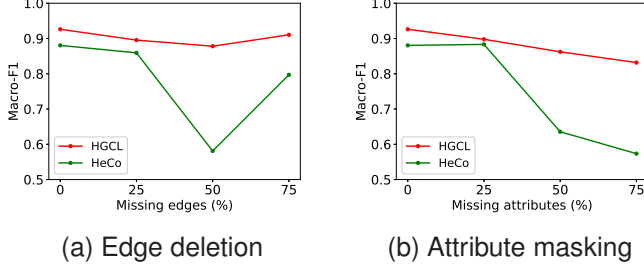


Fig. 3. The average result of node classification under different training ratios. We report Macro-F1 on ACM dataset as a case study.

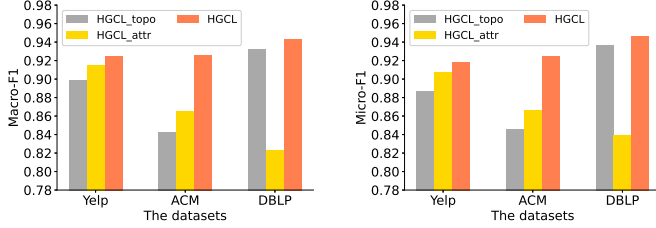


Fig. 4. The average result of node classification under different training ratios. We report Macro-F1 (on the left) and Micro-F1 (on the right) on three dataset as the ablation study.

we randomly remove (if an edge exists) an edge with a probability 25%, 50% or 75% [32]. For random attribute masking, we randomly mask a fraction of dimensions with zeros in node initial features, and set the masking ratio to 25%, 50% and 75% for experiments respectively. As shown in Fig. 3, compared with the baseline HeCo, which designs contrastive mechanism based solely on pre-defined structural properties in the graph, HGCL achieves better and more stable results in both scenarios. While HeCo has large fluctuations when the edge deletion probability increases, and fails completely with increasing attribute masking ratio, HGCL performs reasonably well. We think that this is because the proposed contrastive mechanism of mining key information in attributes and topology separately and integrating and enhancing them with each other reduces the interference of noise to the model and greatly improves the robustness.

#### E. Ablation Study

To gain deeper insights into the contributions of the two views used in our approach, we designed two variants of proposed HGCL, i.e., HGCL\_attr and HGCL\_topo. In HGCL\_attr, nodes are encoded only in attribute-guided view; for HGCL\_topo, nodes are only encoded in topology-guided view. We compared these two variants with the complete HGCL for the task of node classification as an example. As shown in Fig. 4, HGCL performed consistently better than its two variants on all three datasets. In addition, HGCL\_attr and HGCL\_topo exhibited different strengths on different datasets, suggesting the need to maximize and integrate their advantages to learn better node representations.

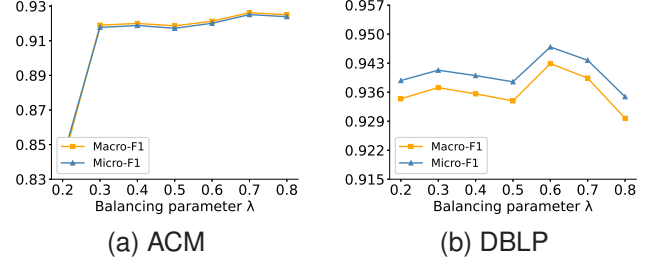


Fig. 5. Parameter sensitivity analysis of  $\lambda$ . We report the average result of the node classification task under different training ratios on the ACM and DBLP datasets.

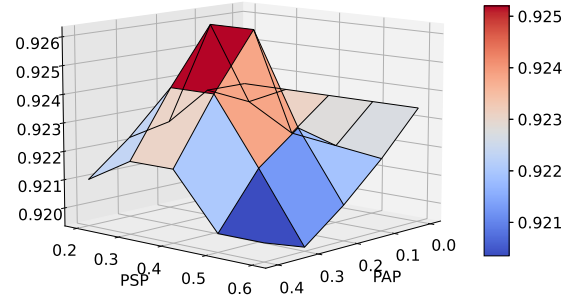


Fig. 6. Parameter sensitivity analysis of  $\delta$  on ACM dataset. Shown are the average result of node classification under different training ratios. A warmer color denotes a higher accuracy.

#### F. Parameter Analysis

We investigated the sensitivity of three key hyperparameters: the weighted coefficient  $\lambda$  of the loss function, the coefficient  $\delta$  of meta-path and the attribute similarity threshold  $\epsilon$ . We report the average result of node classification with different training ratios on these three datasets.

The performance of the model first increases and then decreases with increase of  $\lambda$ , and different datasets correspond to different best  $\lambda$ , suggesting the need of mining information from attributes and topology respectively. We chose ‘‘PAP’’ and ‘‘PSP’’ used in the ACM dataset to analyze  $\delta$ . HGCL achieved a good performance when  $0.1 \leq \delta_{PAP} \leq 0.3$ , and was also not so sensitive to  $\delta_{PSP}$  (Fig. 6). This is reasonable since papers shared by collaborators tend to belong to the same field, and thus PAP is more important than PSP. Therefore, the well-designed meta-paths can help select high-quality positive samples to further improve the performance of HGCL. Note that we still needed to use a suitable value of  $\delta_{PSP}$ , because we set the threshold in Eq.(13) as a constant, and  $\delta_{PAP}$  and  $\delta_{PSP}$  are positively correlated with  $\epsilon_t$ . To assess the impact of the attribute similarity threshold  $\epsilon$  (taking  $\epsilon_{ho}^B$  and  $\epsilon_a$  in Yelp as an example) for regenerating edges and selecting contrastive samples, we study the model performance with various  $\epsilon$  from 0.1 to 0.7 as shown in Fig. 7. The accuracies also increase first and then decrease. It may probably be because that smaller  $\epsilon$  may introduce more noisy edges.

TABLE IV  
THE VALUES OF PARAMETER USED IN HGCL.

Datasets	$\lambda$	$\epsilon_{ho}$	$\epsilon_{he}$	$\epsilon_a$	$\delta$	$\epsilon_t$	$\tau$
Yelp	0.4	B:0.3;U:0.5;S:0.5;L:0.5	BU:0.5;BS:0.6;BL:0.5	0.6	BUB:0.7;BSB:0.1;BLB:0.1	1.0	0.4
ACM	0.7	P:0.8;A:0.5;S:0.5	PA:0.6;PS:0.5	0.6	PAP:0.2;PSP:0.4	1.0	0.4
DBLP	0.6	A:0.6;P:1.0;T:0.7;V:0.9	AP:0.6;AT:0.6;AV:0.5	1.0	APA:0.1;APTPA:0.1;APVPA:0.8	1.0	0.4

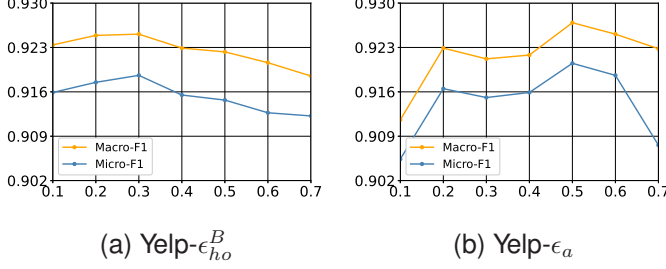


Fig. 7. Parameter sensitivity analysis of  $\epsilon$ . We report the average result of the node classification task under different training ratios on the Yelp dataset.

## VI. CONCLUSION

We proposed a novel and robust contrastive learning approach, named HGCL, for mining and analyzing heterogeneous graphs. HGCL adopts two contrastive views on the guidance of node attributes and graph topologies respectively and integrates and enhances the two views by reciprocally contrastive mechanism. The attribute- and topology-guided views employed different attribute and topology fusion mechanisms, which fully excavated the information and reduced noise interference in the graph. High-quality samples in reciprocal contrast further improved the discriminative power of the model. Extensive experimental results demonstrated the effectiveness of the new HGCL approach over the state-of-the-art methods.

## REFERENCES

- [1] C. Shi, Y. Li, J. Zhang, Y. Sun, and P. S. Yu, "A survey of heterogeneous network analysis," *IEEE Trans. Knowl. Data Eng.*, vol. 29, no. 1, pp. 17–37, 2017.
- [2] C. Yang, Y. Xiao, Y. Zhang, Y. Sun, and J. Han, "Heterogeneous network representation learning: A unified framework with survey and benchmark," *IEEE Trans. Knowl. Data Eng.*, 2020.
- [3] S. Yun, M. Jeong, R. Kim, J. Kang, and H. J. Kim, "Graph transformer networks," in *NeurIPS*, 2019, pp. 11 960–11 970.
- [4] X. Wang, H. Ji, C. Shi, B. Wang, Y. Ye, P. Cui, and P. S. Yu, "Heterogeneous graph attention network," in *WWW*, 2019, pp. 2022–2032.
- [5] X. Fu, J. Zhang, Z. Meng, and I. King, "Magg: Metapath aggregated graph neural network for heterogeneous graph embedding," in *WWW*, 2020, pp. 2331–2341.
- [6] C. Zhang, D. Song, C. Huang, A. Swami, and N. V. Chawla, "Heterogeneous graph neural network," in *SIGKDD*, 2019, pp. 793–803.
- [7] S. Fan, J. Zhu, X. Han, C. Shi, L. Hu, B. Ma, and Y. Li, "Metapath-guided heterogeneous graph neural network for intent recommendation," in *SIGKDD*, 2019, pp. 2478–2486.
- [8] J. Zhao, X. Wang, C. Shi, Z. Liu, and Y. Ye, "Network schema preserving heterogeneous information network embedding," in *IJCAI*, 2020, pp. 1366–1372.
- [9] Z. Hu, Y. Dong, K. Wang, and Y. Sun, "Heterogeneous graph transformer," in *WWW*, 2020, pp. 2704–2710.
- [10] P. Velickovic, W. Fedus, W. L. Hamilton, P. Liò, Y. Bengio, and R. D. Hjelm, "Deep graph infomax," in *ICLR*, 2019.
- [11] Z. Peng, W. Huang, M. Luo, Q. Zheng, Y. Rong, T. Xu, and J. Huang, "Graph representation learning via graphical mutual information maximization," in *WWW*, 2020, pp. 259–270.
- [12] C. Park, J. Han, and H. Yu, "Deep multiplex graph infomax: Attentive multiplex network embedding using global information," *Knowledge-Based Systems*, vol. 197, p. 105861, 2020.
- [13] T. Chen, S. Kornblith, M. Norouzi, and G. E. Hinton, "A simple framework for contrastive learning of visual representations," in *ICML*, vol. 119, 2020, pp. 1597–1607.
- [14] K. He, H. Fan, Y. Wu, S. Xie, and R. B. Girshick, "Momentum contrast for unsupervised visual representation learning," in *CVPR*, 2020, pp. 9726–9735.
- [15] J. Devlin, M. Chang, K. Lee, and K. Toutanova, "BERT: pre-training of deep bidirectional transformers for language understanding," in *NAACL*, 2019, pp. 4171–4186.
- [16] Z. Lan, M. Chen, S. Goodman, K. Gimpel, P. Sharma, and R. Soricut, "ALBERT: A lite BERT for self-supervised learning of language representations," in *ICLR*, 2020.
- [17] Y. Liu, S. Pan, M. Jin, C. Zhou, F. Xia, and P. S. Yu, "Graph self-supervised learning: A survey," *arXiv preprint arXiv:2103.00111*, 2021.
- [18] Y. Zhu, Y. Xu, F. Yu, Q. Liu, S. Wu, and L. Wang, "Deep Graph Contrastive Representation Learning," in *ICML*, 2020.
- [19] J. Zhao, X. Wang, C. Shi, B. Hu, G. Song, and Y. Ye, "Heterogeneous graph structure learning for graph neural networks," *AAAI*, 2021, pp. 4697–4705.
- [20] M. Jin, Y. Zheng, Y. Li, C. Gong, C. Zhou, and S. Pan, "Multi-scale contrastive siamese networks for self-supervised graph representation learning," in *IJCAI*, 2021, pp. 1477–1483.
- [21] J. Klicpera, S. Weissenberger, and S. Günnemann, "Diffusion improves graph learning," in *NeurIPS*, 2019, pp. 13 333–13 345.
- [22] J. Qiu, Q. Chen, Y. Dong, J. Zhang, H. Yang, M. Ding, K. Wang, and J. Tang, "GCC: graph contrastive coding for graph neural network pre-training," in *SIGKDD*, 2020, pp. 1150–1160.
- [23] X. Wang, N. Liu, H. Han, and C. Shi, "Self-supervised heterogeneous graph neural network with co-contrastive learning," in *SIGKDD*, 2021, pp. 1726–1736.
- [24] Y. Zhu, Y. Xu, F. Yu, Q. Liu, S. Wu and L. Wang, "Graph contrastive learning with adaptive augmentation," *WWW*, 2020.
- [25] Y. You, T. Chen, Y. Sui, T. Chen, Z. Wang, and Y. Shen, "Graph contrastive learning with augmentations," in *NeurIPS*, 2020.
- [26] P. Velickovic, G. Cucurull, A. Casanova, A. Romero, P. Liò, and Y. Bengio, "Graph attention networks," in *ICLR*, 2018.
- [27] W. L. Hamilton, Z. Ying, and J. Leskovec, "Inductive representation learning on large graphs," in *NeurIPS*, 2017, pp. 1024–1034.
- [28] Y. Lu, C. Shi, L. Hu, and Z. Liu, "Relation structure-aware heterogeneous information network embedding," in *AAAI*, 2019, pp. 4456–4463.
- [29] Y. Sun and J. Han, "Mining heterogeneous information networks: a structural analysis approach," *ACM SIGKDD Explorations Newsletter*, vol. 14, no. 2, pp. 20–28, 2013.
- [30] Y. Dong, N. V. Chawla, and A. Swami, "metapath2vec: Scalable representation learning for heterogeneous networks," in *SIGKDD*, 2017, pp. 135–144.
- [31] J. A. K. Suykens, "Support vector machines: A nonlinear modelling and control perspective," *European Journal of Control*, vol. 7, no. 2-3, pp. 311–327, 2001.
- [32] Y. Chen, L. Wu, and M. J. Zaki, "Iterative deep graph learning for graph neural networks: Better and robust node embeddings," in *NeurIPS*, H. Larochelle, M. Ranzato, R. Hadsell, M. Balcan, and H. Lin, Eds., 2020.