

# Generative Adversarial Networks for Image Super-Resolution: A Survey

ZIANG WU, School of Engineering, The Hong Kong University of Science and Technology, China

XUANYU ZHANG, School of Software, Northwestern Polytechnical University, China

YINBO YU, College of Artificial Intelligence, Nanjing University of Aeronautics and Astronautics, China

QI ZHU, College of Artificial Intelligence, Nanjing University of Aeronautics and Astronautics, China

JERRY CHUN-WEI LIN, Department of Distributed Systems and IT Devices, Silesian University of Technology, Poland

CHUNWEI TIAN\*, School of Computer Science and Technology, Harbin Institute of Technology, China

Single image super-resolution (SISR) has played an important role in the field of image processing. Recent generative adversarial networks (GANs) can achieve excellent results on low-resolution images. However, there are little literatures summarizing different GANs in SISR. In this paper, we conduct a comparative study of GANs from different perspectives. We begin by surveying the development of GANs and popular GAN variants for image-related applications, and then analyze motivations, implementations and differences of GANs based optimization methods and discriminative learning for image super-resolution in terms of supervised, semi-supervised and unsupervised manners, where these GANs are analyzed via integrating different network architectures, prior knowledge, loss functions and multiple tasks. Secondly, we compare the performances of these popular GANs on public datasets via quantitative and qualitative analysis in SISR. Finally, we highlight challenges of GANs and potential research points for SISR.

CCS Concepts: • **General and reference** → **Surveys and overviews**.

Additional Key Words and Phrases: SISR, GANs, small samples, optimization methods and discriminative learning

## ACM Reference Format:

Ziang Wu, Xuanyu Zhang, Yinbo Yu, Qi Zhu, Jerry Chun-Wei Lin, and Chunwei Tian. 2026. Generative Adversarial Networks for Image Super-Resolution: A Survey. 1, 1 (January 2026), 32 pages. <https://doi.org/10.1145/nnnnnnn.nnnnnnn>

## 1 Introduction

Single image super-resolution (SISR) is an important branch in the field of image processing [1]. It aims to recover a high-resolution (HR) image over a low-resolution (LR) image [2], leading to

\*Corresponding Author: Chunwei Tian. Email: [chunweitian@hit.edu.cn](mailto:chunweitian@hit.edu.cn)

Authors' Contact Information: Ziang Wu, School of Engineering, The Hong Kong University of Science and Technology, Hong Kong, China, [ziang.wu@connect.ust.hk](mailto:ziang.wu@connect.ust.hk); Xuanyu Zhang, School of Software, Northwestern Polytechnical University, Xi'an, Shaanxi, China, [xuanyuzhang@mail.nwpu.edu.cn](mailto:xuanyuzhang@mail.nwpu.edu.cn); Yinbo Yu, College of Artificial Intelligence, Nanjing University of Aeronautics and Astronautics, Nanjing, Jiangsu, China, [yinboyu@nuaa.edu.cn](mailto:yinboyu@nuaa.edu.cn); Qi Zhu, College of Artificial Intelligence, Nanjing University of Aeronautics and Astronautics, Nanjing, Jiangsu, China, [zhuqi@nuaa.edu.cn](mailto:zhuqi@nuaa.edu.cn); Jerry Chun-Wei Lin, Department of Distributed Systems and IT Devices, Silesian University of Technology, Gliwice, Poland, [jerrylin@ieee.org](mailto:jerrylin@ieee.org); Chunwei Tian, School of Computer Science and Technology, Harbin Institute of Technology, Harbin, Heilongjiang, China, [chunweitian@hit.edu.cn](mailto:chunweitian@hit.edu.cn).

Permission to make digital or hard copies of all or part of this work for personal or classroom use is granted without fee provided that copies are not made or distributed for profit or commercial advantage and that copies bear this notice and the full citation on the first page. Copyrights for components of this work owned by others than the author(s) must be honored. Abstracting with credit is permitted. To copy otherwise, or republish, to post on servers or to redistribute to lists, requires prior specific permission and/or a fee. Request permissions from [permissions@acm.org](mailto:permissions@acm.org).

© 2026 Copyright held by the owner/author(s). Publication rights licensed to ACM.

ACM XXXX-XXXX/2026/1-ART

<https://doi.org/10.1145/nnnnnnn.nnnnnnn>

its wide applications in medical diagnosis [3], video surveillance [4] and disaster relief [5] etc. For instance, in the medical field, obtaining higher-quality images can help doctors accurately detect diseases [6]. Thus, studying SISR is very meaningful to academia and industry.

To address SISR problem, researchers have developed a variety of methods based on degradation models of low-level vision tasks [7]. There are three categories for SISR in general, i.e., image itself information, prior knowledge and machine learning. In the image itself information, directly amplifying resolutions of all pixels in a LR image through an interpolation way to obtain a HR image was a simple and efficient method in SISR [8], i.e., nearest neighbor interpolation [9], bilinear interpolation [10] and bicubic interpolation [11], etc. It is noted that in these interpolation methods, high-frequency information is lost in the up-sampling process [8], which may decrease performance in image super-resolution. Alternatively, reconstruction-based methods were developed for SISR, according to optimization methods [12]. That is, mapping a projection into a convex set to estimate the registration parameters can restore more details of SISR [13]. Although the mentioned methods can overcome the drawbacks of image itself information methods, they still suffered from the following challenges: non-unique solution, slow convergence speed and higher computational costs. To prevent this phenomenon, the prior knowledge and image itself information were integrated into a frame to find an optimal solution to improve the quality of the predicted SR images [14, 15]. Besides, machine learning methods can be presented to deal with SISR, according to relation of data distribution [16]. There are also many other SR methods [16, 17] that often adopt sophisticated prior knowledge to restrict the possible solution space with the advantage of generating flexible and sharp detail. However, the performance of these methods rapidly degrades when the scale factor is increased, and these methods tend to be time-consuming [18].

To obtain a better and more efficient SR model, a variety of deep learning methods were applied to a large-scale image dataset to solve the super-resolution tasks [19, 20]. For instance, Dong et al. proposed a super-resolution convolutional neural network (SRCNN) based pixel mapping that used only three layers to obtain stronger learning ability than these of some popular machine learning methods on image super-resolution [21]. Although the SRCNN had a good SR effect, it still faced problems in terms of shallow architecture and high complexity. To overcome challenges of shallow architectures, Kim et al. [22] designed a deep architecture by stacking some small convolutions to improve performance of image super-resolution. Tai et al. [23] relied on recursive and residual operations in a deep network to enhance learning ability of a SR model. To further improve the SR effect, Lee et al. [24] used weights to adjust residual blocks to achieve better SR performance. To extract robust information, the combination of traditional machine learning methods and deep networks can restore more detailed information for SISR [25]. For instance, Wang et al. [25] embedded sparse coding method into a deep neural network to make a tradeoff between performance and efficiency in SISR. To reduce the complexity, an up-sampling operation is used in a deep layer in a deep CNN to increase the resolution of low-frequency features and produce high-quality images [26]. For example, Dong et al. [26] directly exploited the given low-resolution images to train a SR model for improving training efficiency, where the SR network used a deconvolution layer to reconstruct HR images. There are also other effective SR methods. For example, Lai et al. [27] used Laplacian pyramid technique into a deep network in shared parameters to accelerate the training speed for SISR. Zhang et al. [28] guided a CNN by attention mechanisms to extract salient features for improving the performance and visual effects in image SISR. Dynamic super resolution network (DSRNet) [29] proposes a dynamic network architecture that utilizes a dynamic gate mechanism to dynamically adjust network parameters to adapt to different scenarios, significantly enhancing the robustness and applicability of the image super-resolution model in complex scenes. Tian et al. [30] proposed a cosine network-based method for SISR, which introduced odd and even enhancement blocks to extract complementary homologous structural information

and incorporated a cosine annealing mechanism to optimize the training process, thereby achieving superior performance on multiple public datasets.

Although mentioned SR methods have obtained excellent effects in SISR with certain scales, they may suffer from poor adaptability for real scenes. To address this problem, generative methods, i.e., flow-based models [31], VAEs [32], diffusion model [33] are developed. Specifically, flow-based models directly calculate the mapping relationship between the normal distribution and the target distribution function to generate the target data [34]. This processing brings both reversible data and huge computation cost. Variational Autoencoders (VAEs) extract hidden variable distributions through encoders, and then randomly sample them to generate new images [35]. The training process of VAEs is stable, but the quality of generated images limits its application. Diffusion models generates images with outstanding diversity via iterating denoising [36]. However, it causes that the inference processing takes more time.

With the development of hardware devices, varieties of captured images are more[37]. However, scenes in the real world are varying, the number of obtained images are insufficient for real applications. To address this problem, generative methods, i.e., flow-based models, VAEs, diffusion model are developed. Specifically, flow-based models directly calculate the mapping relationship between the normal distribution and the target distribution function to better generate similar samples as given samples [34]. Although it has better generative effect, it suffers from a challenge of huge computational cost. To solve unstable training of GANs[38], variational autoencoders (VAEs) used encoders to extract hidden variable distributions to overcome wave of training process [35]. Although VAEs can be useful to accelerate training, they are limited by blurry image super-resolution. To enhance adaptive ability of obtained super-resolution models, diffusion models can use game strategies between adding and reducing noise to learn an unsupervised super-resolution model. Although a diffusion model can enhance robustness of obtained image super-resolution model, it may cause bigger computational costs and consume more resources. Taking into mentioned analysis account, GANs based game strategies are good tools of generative methods for image super-resolution.

To address the problem of small samples, generative adversarial nets (GANs) used generator and discriminator in a game-like manner to obtain good performance on image applications [39, 40]. Specifically, the generator can generate new samples, according existing samples [41]. The discriminator is used to distinguish the samples from generator [41]. Due to their strong learning abilities, GANs become popular image super-resolution methods [42]. For instance, Park et al. [43] combined kernel idea and GAN to extract more structural information to enhance image sharpness and edge thickness for image super-resolution. However, there are few studies summarizing these GANs for SISR. Also, differing from previous work based deep learning techniques for image super-resolution, i.e., Refs.[44, 45], we can not only refer to importance of GANs for low- and high-levels in terms of big and small samples, but also first deeply product a summary of GANs in image super-resolution, according to combination of different training ways (i.e., supervised, semi-supervised and unsupervised manners), network architectures, prior knowledge, loss functions and multiple tasks, which can makes readers easier know principle, improvements, superiority and inferiority of different GANs for image super-resolution. That is, in this paper, we conduct a comprehensive overview of 209 papers to show their performance, pros, cons, complexity, challenges and potential research points, etc. First, we show the effects of GANs for image applications. Second, we present popular architectures for GANs in big and small samples for image applications. Third, we analyze motivations, implementations and differences of GANs based optimization methods and discriminative learning for image super-resolution in terms of supervised, semi-supervised and unsupervised manners, where these GANs are worked by combining different network architectures, prior knowledge, loss functions and multiple tasks for image super-resolution. Fifth, we compare

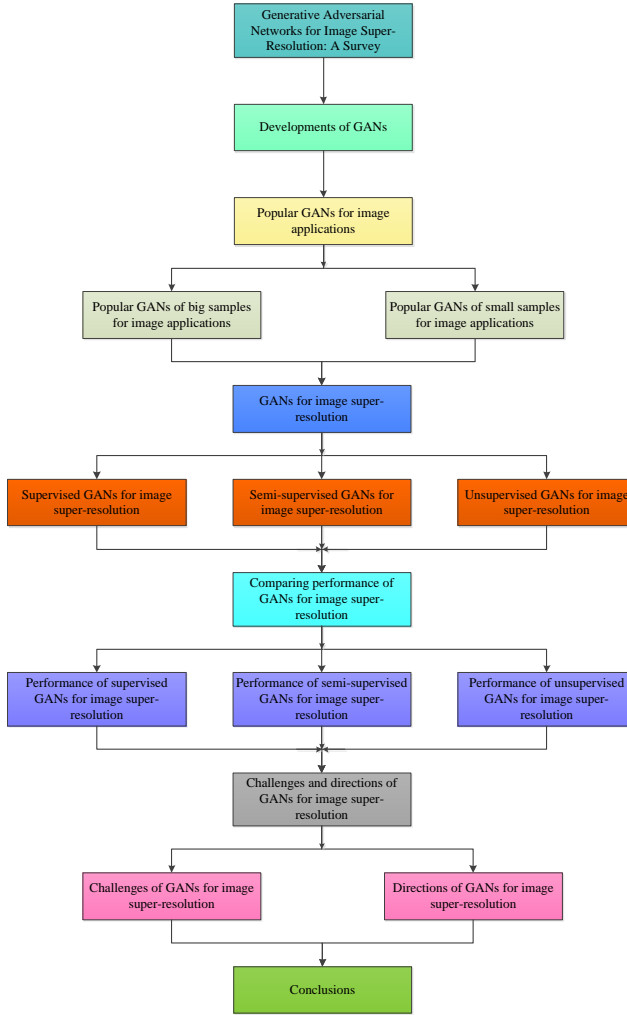


Fig. 1. Outline of this overview. It mainly consists of basic frameworks, categories (i.e., supervised, semi-supervised and unsupervised GANs), performance comparison, challenges and potential directions.

these GANs using experimental setting, quantitative analysis (i.e., PSNR, SSIM, complexity and running time) and qualitative analysis. Finally, we report on potential research points and existing challenges of GANs for image super-resolution. The overall architecture of this paper is shown in Fig 1.

The remainder of this survey is organized as follows: Section 2 reviews the developments of GANs; Section 3 surveys popular GANs for image applications; Section 4 focuses on introduction of existing GANs via three ways on SISR; Section 5 compares performance of mentioned GANs from Section 2 for SISR; Section 6 offers potential directions and challenges of GANs in image super-resolution; and Section 7 concludes the overview.

## 2 Developments of GANs

Traditional machine learning methods prefer to use prior knowledge to improve performance of image processing applications [46]. For instance, Sun et al. [46] proposed a gradient profile to restore more detailed information for improving performance of image super-resolution. Although machine learning methods based prior knowledge has fast execution speed, they have some drawbacks. First, they required manual setting parameters to achieve better performance on image tasks. Second, they required complex optimization methods to find optimized parameters. According to mentioned challenges, deep learning methods are developed [47]. Deep learning methods used deep networks, i.e., CNNs to automatically learn features rather than manual setting parameters to obtain effective effects in image processing tasks, i.e., image classification [47], image inpainting [48] and image super-resolution [1]. Although these methods are effective big samples, they are limited for image tasks with small samples [39].

To address problems above, GANs are presented in image processing [39]. GANs consist of generator network and discriminator network. The generator network is used to generate new samples, according to given samples. The discriminator network is used to determine truth of obtained new samples. When generator and discriminator is balance, a GAN model is finished. The work process of GAN can be shown in Fig 2, where G and D denote a generator network and discriminator network. To better understand GANs, we introduce several basic GANs as follows.

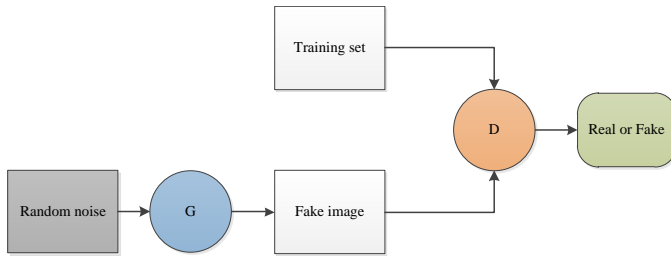


Fig. 2. Architecture of generative adversarial network (GAN).

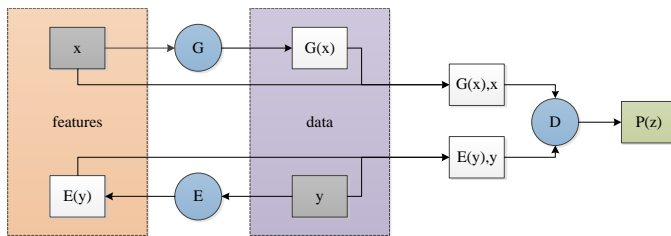


Fig. 3. Architecture of bidirectional generative adversarial network (BiGAN).

To obtain more realistic effects, conditional information is fused into a GAN (CGAN) to randomly generate images, which are closer to real images [49]. CGAN improves GAN to obtain more robust data, which has an important reference value to GANs for computer vision applications. Subsequently, increasing the depth of GAN instead of the original multilayer perceptron in a CNN to improve expressive ability of GAN is developed for complex vision tasks [50]. To mine more useful information, the bidirectional generative adversarial network (BiGAN) used dual encoders to collaborate a generator and discriminator to obtain richer information for improving performance

in anomaly detection, which is shown in Fig 3[51]. In Fig 3,  $x$  denotes a feature vector,  $E$  is an encoder and  $y$  expresses an image from discriminator.

It is known that pretrained operations can be used to accelerate the training speed of CNNs for image recognition [52]. This idea can be treated as an energy drive. Inspired by that, Zhao et al. proposed an energy-based generative adversarial network (EBGAN) by using a pretraining operation into a discriminator to improve the performance in image recognition [53]. To keep consistency of obtained features with original images, cycle-consistent adversarial network (CycleGAN) relies on a cyclic architecture to achieve an excellent style transfer effect [54] as illustrated in Fig 4.

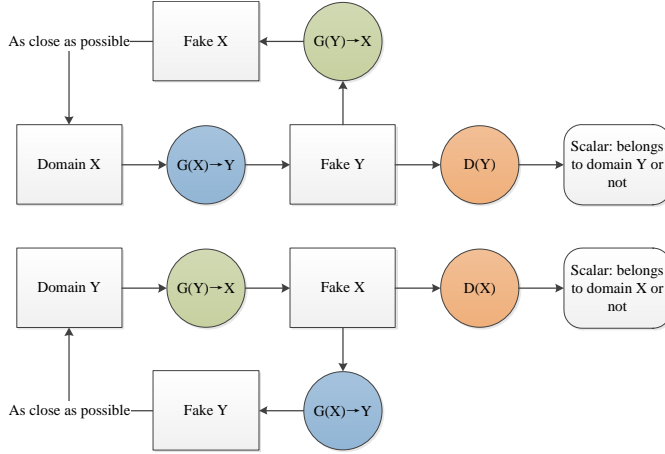


Fig. 4. Architecture of cycle-consistent adversarial network (CycleGAN).

Although pretrained operations are useful for training efficiency of network models, they may suffer from mode collapse. To address this problem, Wasserstein GAN (WGAN) used weight clipping to enhance importance of Lipschitz constraint to improve the stability of training a GAN [55]. WGAN used weight clipping to perform well. However, it is easier to cause gradient vanishing or gradient exploding [56]. To resolve this issue, WGAN used a gradient penalty (treated as WGAN-GP) to break the limitation of Lipschitz for pursuing good performance in computer vision applications [57]. To further improve results of image generation, GAN enlarged batch size and used truncation trick as well as BIGGAN can make a tradeoff between variety and fidelity [57]. To better obtained features of different parts of an image (i.e., freckles and hair), style-based GAN (StyleGAN) uses feature decoupling to control different features and finish style transfer for image generation [58]. The architecture of StyleGAN and its generator are shown in Fig 5 and Fig 6.

In recent years, GANs with good performance have been applied in the fields of image processing, natural language processing (NLP) and video processing. Also, there are other variants based on GANs for multimedia applications, such as Laplacian pyramid of GAN (LAPGAN) [59], coupled GAN (CoupleGAN) [60], self-attention GAN (SAGAN) [61], loss-sensitive GAN (LSGAN) [62]. These methods emphasize how to generate high-quality images through various sampling mechanisms. However, researchers focused applications of GANs from 2019, i.e., FUNIT [63], SPADE [64] and U-GAT-IT [65]. Illustrations of more GANs are shown in Table 1.

### 3 Popular GANs for image applications

According to mentioned illustrations, it is known that variants of GANs based on properties of vision tasks are developed in Section II. To further know GANs, we show different GANs on training

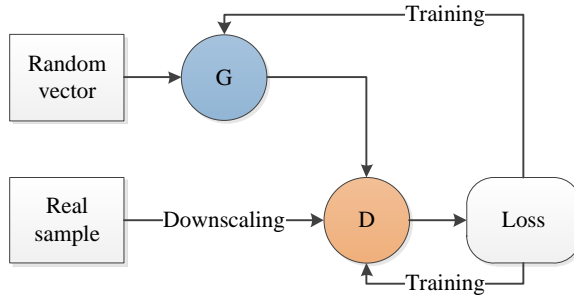


Fig. 5. Architecture of StyleGAN.



Fig. 6. The structure of generator in the StyleGAN.

Table 1. Introduction of many GANs.

Models	Methods	Applications	Key words
GAN [39]	GAN	Image generation	GAN in a semi-supervised way for image generation
DICCGAN [47]	CGAN	Image classification	Conditional GAN for image classification
PD-GAN [48]	GAN	Image inpainting	GAN for image inpainting and image restoration
CGAN [49]	GAN	Image generation	GAN in a supervised way for image generation
DCGAN [50]	GAN	Image generation	GAN in an unsupervised way for image generation
BiGAN [51]	GAN	Image generation	GAN with encoder in an unsupervised way for image generation
EBGAN [53]	GAN	Image generation and training nets	GAN based energy for image generation
CycleGAN [54]	GAN	Image generation	GAN with cycle-consistent for image generation
WGAN-GP [56]	GAN	Image generation	GAN with gradient penalty for image generation
BIGGAN [57]	GAN	Image super-resolution	GAN with big channels of image super-resolution
StyleGAN [58]	GAN	Image generation	GAN with stochastic variation for image generation
LAPGAN [59]	CGAN	Image super-resolution	GAN with Laplacian pyramid for image super-resolution
CoupleGAN [60]	GAN	Image generation	GAN for both up-sampling and image generation
SAGAN [61]	GAN	Image generation	Unsupervised GAN with self-attention for image generation
FUNIT [63]	GAN	Image translation	GAN in an unsupervised way for image-to-image translation
SPADE [64]	GAN	Image generation	GAN with spatially-adaptive normalization for image generation
U-GAT-IT [65]	GAN	Image translation	GAN with attention in an unsupervised way for image-to-image translation

data, i.e., big samples and small samples for different high- and low-level computer vision tasks as shown in Fig 7.

### 3.1 GANs on big samples for image applications

**3.1.1 GANs on big samples for image generation.** Good performance of image generation depends on rich samples. Inspired by that, GANs are improved for image generation [41]. That is, GANs use generator to produce more samples from high-dimensional data to cooperate discriminator for promoting results of image generation. For instance, boundary equilibrium generative adversarial networks (BEGAN) used obtained loss from Wasserstein to match loss of auto-encoder in the discriminator and achieve a balance between a generator and discriminator, which can obtain more texture information than that of common GANs in image generation [66]. To control different parts of a face, StyleGAN decoupled different features to form a feature space for finishing transfer of texture information [58]. Enhanced GAN for image generation (EIGGAN) [67] improves the performance of the generator by incorporating a spatial attention mechanism and parallel residual

operations, thereby achieving higher quality and more realistic image generation effects in large-scale image generation tasks. Besides, texture synthesis is another important application of image generation [68]. For instance, Markovian GANs (MGAN) can quickly capture texture date of Markovian patches to achieve function of real-time texture synthesis [68], where Markovian patches can be obtained Ref. [41]. Periodic spatial GAN (PSGAN) [67] is a variant of spatial GAN (SGAN) [69], which can learn periodic textures of big datasets and a single image. These methods can be summarized in Table 2.

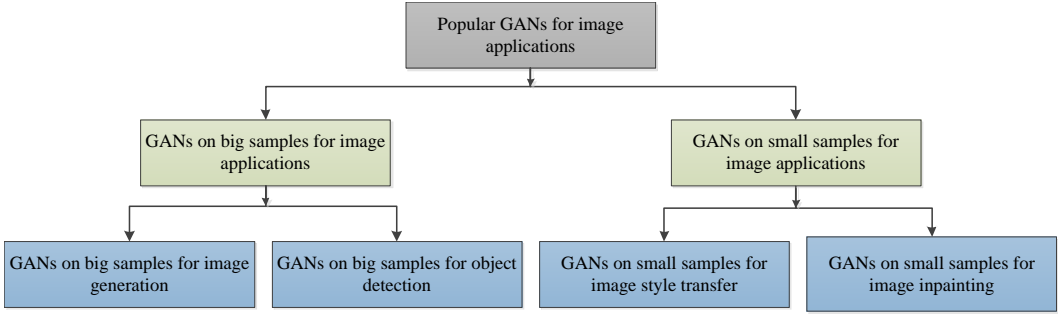


Fig. 7. Frame of popular GANs for image applications.

Table 2. GANs on big samples for image generation.

Models	Methods	Key words
StyleGAN [58]	GAN	GAN with stochastic variation for image generation
BEGAN [66]	GAN	GAN with upsampling for image generation
EIGGAN [70]	GAN	GAN with spatial attention for image generation
MGAN [68]	GAN	GAN with Markovian for texture synthesis
PSGAN [67]	GAN	Periodic GAN for texture synthesis
SGAN [69]	GAN	GAN with spatial tensor for texture synthesis

**3.1.2 GANs on big samples for object detection.** Object detection has wide applications in the industry, i.e., smart transportation [71] and medical diagnosis [72], etc. However, complex environments have huge challenges for pursuing good performance of object detection methods [73]. Rich data is important for object detection. Existing methods used a data-driven strategy to collect a large-scale dataset including different object examples under different conditions to obtain an object detector. However, the obtained dataset does not contain all kinds of deformed and occluded objects, which limits effects of object detection methods. To resolve the issue, GANs are used for object detection [74, 75]. Ehsani et al. used segmentation and generation in a GANs from invisible parts in the objects to overcome occluded objects [74]. To address a challenge of small object detection on low-resolution and noisy representation, a perceptual GAN (Perceptual GAN) reduced differences of small objects and big objects to improve performance in small object detection [75]. That is, its generator converted poor perceived representation from small objects to high-resolution big objects to fool a discriminator, where mentioned big objects are similar to real big objects [75]. To obtain sufficient information of objects, an end-to-end multi-task generative adversarial network (SOD-MTGAN) used a generator to recover detailed information for generating high-quality images for achieving accurate detection [76]. Also, a discriminator transferred classification and regression



losses in a back-propagated way into a generator [76]. Two operations can extract objects from backgrounds to achieve good performance in object detection. More detailed information is shown in Table 3.

Table 3. GANs on big samples for object detection.

Models	Methods	Key words
SeGAN [74]	GAN	GAN with segmentor for object detection
Perceptual GAN [75]	GAN	GAN with super-resolved representation for object detection
SOD-MTGAN [76]	GAN	Multi-task GAN for object detection

### 3.2 GANs on small samples for image applications

**3.2.1 GANs on small samples for image style transfer.** Makeup has important applications in the real world [77]. To save costs, visual makeup software is developed, leading to image style transfer (i.e., image-to-image) translation becoming a research hotspot in the field of computer vision in recent years [41]. GANs are good tools for style transfer on small samples, which can be used to establish mappings between given images and object images [41]. The obtained mappings are strongly related to aligned image pairs [78]. However, we found that the above mappings do not match our ideal models in terms of transfer effects [54]. Motivated by that, CycleGAN used two pairs of a generator and discriminator in a cycle consistent way to learn two mappings for achieving style transfer [54]. CycleGAN had two phases in style transfer. In the first phase, an adversarial loss [64] was used to ensure the quality of generated images. In the second phase, a cycle consistency loss [54] was utilized to guarantee that predicted images to fell into the desired domains [79]. CycleGAN had the following merits. It does not require paired training examples [79]. And it does not require that the input image and the output image have the same low-dimensional embedding space [54]. Due to its excellent properties, many variants of CycleGAN have been conducted for many vision tasks, i.e., image style transfer [54, 80], object transfiguration [81] and image enhancement [82], etc. More GANs on small samples for image style transfer can be found in Table 4.

Table 4. GANs on small samples for image style transfer.

Models	Methods	Key words
RAMT-GAN [77]	GAN	GAN for image style transfer on makeup
CycleGAN [54]	GAN	Cycle-consistent GAN for image-to-image translation
CATVGAN [83]	GAN	Correlation alignment GAN for image style transfer
ITCGAN [78]	CGAN	CGAN with U-net for image-to-image translation
ArCycleGAN [80]	GAN	GAN with attribute registration for image-to-image translation
URCycleGAN [81]	CycleGAN	CycleGAN with U-net for image-to-image translation
ECycleGAN [82]	CycleGAN	CycleGAN with convolutional block attention module (CBAM) for image-to-image translation

**3.2.2 GANs on small samples for image inpainting.** Images have played important roles in human-computer interaction in the real world [84]. However, they may be damaged when they were collected by digital cameras, which has a negative impact on high-level computer vision tasks. Thus, image inpainting had important values in the real world [85]. Due to missing pixels, image inpainting suffered from enormous challenges [86]. To overcome shortcoming above, GANs are used to generate useful information to repair damaged images based on the surrounding pixels in the damaged images [87]. For instance, GAN used a reconstruction loss, two adversarial losses and a semantic parsing loss to guarantee pixel faithfulness and local-global contents consistency for face image inpainting [88]. Although this method can generate useful information, which may cause

boundary artifacts, distorted structures and blurry textures inconsistent with surrounding areas [89, 90]. To resolve this issue, Zhang et al. embedded prior knowledge into a GAN to generate more detailed information for achieving good performance in image inpainting [89]. Yu et al. exploited a contextual attention mechanism to improve a GAN for obtaining excellent visual effect in image inpainting [90]. Typical GANs on small samples for image inpainting is summarized in Table 5.

Table 5. GANs on small samples for image inpainting.

Models	Methods	Key words
PGGAN [87]	GAN	GAN based patch for image inpainting
DE-GAN [89]	GAN	GAN with prior knowledge for face inpainting
GFC [88]	GAN	GAN with autoencoder for image inpainting
GIICA [90]	WGAN	WGAN with attention model for image inpainting

#### 4 GANs for image super-resolutions

According to mentioned illustrations, it is clear that GANs have many important applications in image processing. Also, image super-resolution is crucial for high-level vision tasks, i.e., medical image diagnosis and weather forecast, etc. Thus, GANs in image super-resolution have important significance in the real world. However, there are few summaries about GANs for image super-resolution. Inspired by that, we show GANs for image super-resolution, according to supervised GANs, semi-supervised GANs and unsupervised GANs for image super-resolution as shown in Fig 2. Specifically, supervised GANs in image super-resolution include supervised GANs based designed network architectures, supervised GANs based prior knowledge, supervised GANs with improved loss functions and supervised GANs based multi-tasks for image super-resolution. Semi-supervised GANs for image super-resolution contain semi-supervised GANs based designed network architectures, semi-supervised GANs with improved loss functions and semi-supervised GANs based multi-tasks for image super-resolution.

Unsupervised GANs for image super-resolution consists of unsupervised GANs based designed network architectures, unsupervised GANs based prior knowledge, unsupervised GANs with improved loss functions and unsupervised GANs based multi-tasks in image super-resolution. More information of GANs on image super-resolution can be illustrated as follows.

##### 4.1 Supervised GANs for image super-resolution

*4.1.1 Supervised GANs based designed network architectures for image super-resolution.* GANs in a supervised way to train image super-resolution models are very mainstream. Also, designing GANs via improving network architectures are very novel. Thus, improved GANs in a supervised way for image super-resolution are very popular. That can improve GANs by designing novel discriminator networks, generator networks, attributes of image super-resolution task, complexity and computational costs. For example, Laplacian pyramid of adversarial networks (LAPGAN) fused a cascade of convolutional networks into Laplacian pyramid network in a coarse-to-fine way to obtain high-quality images for assisting image recognition task [59]. To overcome the effect of big scales, curvature and highlight compact regions can be used to obtain a local salient map for adapting big scales in image-resolution [91]. More research on improving discriminators and generators is shown as follows.

In terms of designing novel and discriminators and generators, progressive growing generative adversarial networks (PGGAN or ProGAN) utilized different convolutional layers to progressively enlarge low-resolution images to improve image qualities for image recognition [92]. To achieve

better visual quality with more realistic and natural textures, an enhanced SRGAN (ESRGAN) used residual dense blocks into a generator without batch normalization to mine more detailed information for image super-resolution [93]. To eliminate effects of checkerboard artifacts and the unpleasing high-frequency, multi-discriminators were proposed for image super-resolution [94]. That is, a perspective discriminator was used to overcome checkerboard artifacts and a gradient perspective was utilized to address unpleasing high-frequency question in image super-resolution. To improve the perceptual quality of predicted images, ESRGAN+ fused two adjacent layers in a residual learning way based on residual dense blocks in a generator to enhance memory abilities and added noise in a generator to obtain stochastic variation and obtain more details of high-resolution images [95].

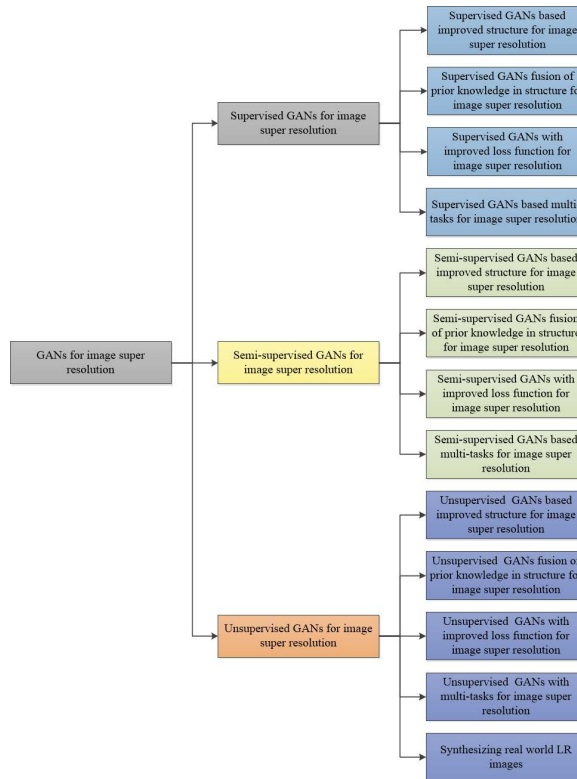


Fig. 8. Frame of GANs for image super-resolution.

Restoring detailed information may generate artifacts, which can seriously affect qualities of restored images [96]. The methods mentioned in this paragraph can effectively alleviate this phenomenon. In terms of face image super-resolution, Zhang et al. used a supervised pixel-wise GAN (SPGAN) to obtain higher-quality face images via given low-resolution face images of multiple scale factors to remove artifacts in image super-resolution [96]. In terms of remote sensing image super-resolution, Gong et al. used enlighten blocks to make a deep network achieve a reliable point and used self-supervised hierarchical perceptual loss to overcome effects of artifacts in remote sensing image super-resolution [97]. Dharejo et al. used Wavelet Transform (WT) characteristics into a transferred GAN to eliminate artifacts to improve quality of predicted remote sensing images [98]. Moustafa et al. embedded squeeze-and-excitation blocks and residual blocks into a generator

Table 6. Supervised GANs for image super-resolution in section 2.1.1.

Models	Methods	Key words
LAPGAN [59]	CGAN	CGAN with Laplacian Pyramid for image super-resolution
LSMGAN [91]	CGAN	CGAN with local saliency maps for retinal image super-resolution
PGGAN [92]	GAN	Progressive growing GAN for image super-resolution
ESRGAN [93]	SRGAN	SRGAN with Residual-in-Residual Dense Block (RRDB) and relativistic discriminator for image super-resolution
MPDGAN [94]	GAN	GAN with multi-discriminators for image super-resolution
ESRGAN+ [95]	ESRGAN	ESRGAN with Residual-in-Residual Dense Residual Block (RRDRB) for image super-resolution
SPGAN [96]	GAN	GAN with identity-based discriminator for face image super-resolution
MLGE [101]	LAPGAN	LAPGAN with edge information for face image super-resolution
SD-GAN [100]	GAN	GAN for remote sensing image super-resolution
PathSRGAN [106]	SRGAN	SRGAN with RRDB for cytopathology image super-resolution
Enlighten-GAN [97]	GAN	GAN with enlighten block for remote sensing image super-resolution
TWIST-GAN [98]	GAN	GAN with wavelet transform (WT) for remote sensing image super-resolution
SCSE-GAN [99]	GAN	GAN with SCSE block for image super-resolution
MFAGAN [107]	GAN	GAN with multi-scale feature aggregation net for image super-resolution
TGAN [102]	GAN	GAN with visual tracking and attention networks for image super-resolution
DGAN [103]	GAN	GAN with disentangled representation learning and anisotropic BRDF reconstruction for image super-resolution
DMGAN [104]	GAN	GAN with two same generators for image super-resolution
G-GANISR [105]	GAN	GAN with gradual learning for image super-resolution
SRGAN [108]	GAN	GAN with deep ResNet for image super-resolution
RaGAN [109]	GAN	GAN with relativistic discriminator for image super-resolution
LE-GAN [110]	GAN	GAN with a latent encoder for realistic hyperspectral image super-resolution
NCSR [111]	GAN	GAN with a noise conditional layer for image super-resolution
Beby-GAN [112]	GAN	GAN with a region-aware adversarial learning strategy for image super-resolution
MA-GAN [113]	GAN	GAN with pyramidal convolution for image super-resolution
CMRI-CGAN [114]	CGAN	CGAN with optical flow component for magnetic resonance image super-resolution
D-SRGAN [115]	SRGAN	SRGAN for image super-resolution
LMISR-GAN [116]	GAN	GAN with residual channel attention block for medical image super-resolution

to obtain more high-frequency details [99]. Besides, Wasserstein distance is used to enhance the stability of training a remote sensing super-resolution model [99]. To address pseudo-textures problem, a saliency analysis is fused with a GAN to obtain a salient map that can be used to distinguish difference between a discriminator and a generator [100].

To obtain more detailed information in image super-resolution, a lot of GANs are developed [101]. Ko et al. used Laplacian idea and edge in a GAN to obtain more useful information to improve clarities of predicted face images [101]. Using tensor structures in a GAN can facilitate texture information for SR [102]. Using multiple generators in a GAN can obtain more realistic texture details, which was useful to recover high-quality images [103, 104]. To obtain better visual effects, a gradually GAN used gradual growing factors in a GAN to improve performance in SISR [105].

To reduce computational costs and memory, Ma et al. used two-stage generator in a supervision way to extract more effective features of cytopathological images, which can reduce the cost of data acquisition and save cost [106]. Cheng et al. designed a generator by multi-scale feature aggregation and a discriminator via a PatchGAN to reduce memory consumption for a GAN on SR [107]. Besides, distilling a generator and discriminator can accelerate the training efficiency of a GAN model for SR [107]. More supervised GANs for image super-resolution are shown in Table 6.

**4.1.2 Supervised GANs based prior knowledge for image super-resolution.** It is known that combination of discriminative method and optimization can make a tradeoff between efficiency and performance [117]. To handle the blind distortions in real low resolution images, Guan et al. used high-resolution image to low-resolution image network and low-resolution image to high-resolution image network with nearest neighbor down-sampling method to learn detailed information and noise prior for image super-resolution [118]. Chan et al. used rich and diverse priors in a given

pretrained to mine latent representative information for generating realistic textures for image super-resolution [119]. Liu et al. used a gradient prior into a GAN to suppress the effect of blur kernel estimation for image super-resolution [120].

**4.1.3 Supervised GANs with improved loss functions for image super-resolution.** Loss function can affect performance and efficiency of a trained SR model. Thus, we analyze the combination of GANs with different loss functions in image super-resolution [121]. Zhang et al. trained a Ranker to obtain representation of perceptual metrics and used a rank-content loss in a GAN to improve visual effects in image super-resolution [121]. To eliminate effect of artifacts, Zhu et al. used image quality assessment metric to implement a novel loss function to enhance the stability for image super-resolution [122]. To decrease complexity of GAN model in image super-resolution, Fuoli et al. used a Fourier space supervision loss to recover lost high-frequency information to improve predicted image quality and accelerate training efficiency in SISR [123]. To enhance stability of a SR model, using residual blocks and a self-attention layer in a GAN enhances robustness of a trained SR model. Also, combining improved Wasserstein gradient penalty and perceptual Loss enhances stability of a SR model [124]. To extract accurate features, fusing a measurement loss function into a GAN can obtain more detailed information to obtain clearer images [125].

**4.1.4 Supervised GANs based multi-tasks for image super-resolution.** Improving image quality is important for high-level vision tasks, i.e., image recognition [126]. Besides, devices often suffer from effects of multiple factors, i.e., device hardware, camera shakes and shooting distances, which results in collected images are damaged. That may include noise and low-resolution pixels. Thus, addressing the multi-tasks for GANs are very necessary [127]. For instance, Adil et al. exploited SRGAN and a denoising module to obtain a clear image. Then, they used a network to learn unique representative information for identifying a person [128]. In terms of image super-resolution and object detection, Wang et al. used multi-class cyclic super-resolution GAN to restore high-quality images, and used a YOLOv5 detector to finish object detection task [129]. Zhang et al. used a fully connected network to implement a generator for obtaining high-definition plate images and a multi-task discriminator is used to enhance super-resolution and recognition tasks [130]. The use of an adversarial learning was a good tool to simultaneously address text recognition and super-resolution [131].

In terms of complex damaged image restoration, GANs are good choices [132]. For instance, Li et al. used a multi-scale residual block and an attention mechanism in a GAN to remove noise and restore detailed information in CTA image super-resolution [132]. Nneji et al. improved a VGG19 to fine-tune two sub-networks with a wavelet technique to simultaneously address COVID-19 image denoising and super-resolution problems [133]. More information is shown in Table 7.

## 4.2 Semi-supervised GANs for image super-resolution

**4.2.1 Semi-supervised GANs based designed network architectures for image super-resolution.** For real problems with less data, semi-supervised techniques are developed. For instance, asking patients takes multiple CT scans with additional radiation doses to conduct paired CT images for training SR models in clinical practice is not realistic. Motivated by that, GANs in semi-supervised ways are used for image super-resolution [136]. For instance, by maintaining the cycle-consistency of Wasserstein distance, a mapping from noisy low-resolution images to high-resolution images was built [136]. Besides, combining a convolutional neural network, residual learning operations in a GAN can facilitate more detailed information for image super-resolution [136]. To resolve super-resolution with few labeled samples, Xia et al. used soft multi-labels to implement a semi-supervised super-resolution method for person re-identification [137]. That is, first, a GAN is used to conduct a SR model. Second, a graph convolutional network is exploited to construct relationship of local

Table 7. Supervised GANs for image super-resolution in section 2.1.2 to section 2.1.4.

Models	Methods	Key words
SRDGAN [118]	GAN	GAN with GMSR for image super-resolution
GLEAN [119]	GAN	GAN with pre-trained models for image super-resolution
I-SRGAN [120]	GAN	GAN with infrared prior knowledge for image super-resolution on infrared image
RankSRGAN [121]	SRGAN	SRGAN with ranker for image super-resolution
GMGAN [122]	GAN	GAN with a novel quality loss for image super-resolution
FSLSR [123]	GAN	GAN with fourier space losses for image super-resolution
I-WAGAN [124]	GAN	GAN with improved wasserstein gradient penalty and perceptual loss for image super-resolution
CESR-GAN [125]	GAN	GAN with a feature-based measurement loss function for image super-resolution
RTSRGAN [127]	SRGAN	SRGAN for real time image super-resolution
MSSRGAN [128]	ESRGAN	ESRGAN with denoising module for image super-resolution
RSISRGAN [129]	GAN	GAN for image super-resolution on RSI
JPLSRGAN [130]	GAN	GAN for license plate recognition and image super-resolution
SRR-GAN [131]	GAN	GAN for image super-resolution on text images
MRD-GAN [132]	GAN	GAN with attention mechanism for image super-resolution and denoising
MESRGAN+ [133]	ESRGAN	ESRGAN with siamese network for image super-resolution and denoising.
RealESRGAN [71]	ESRGAN	ESRGAN with pure synthetic data for blind image super-resolution
SNPE-SRGAN [134]	SRGAN	SRGAN with SPNE for image super-resolution
SOUP-GAN [135]	GAN	GAN with 3D MRI for image super-resolution

Table 8. Semi-supervised GANs for image super-resolution in section 2.2.

Models	Methods	Key words
GAN-CIRCLE [136]	GAN	GAN with cycle-consistency of Wasserstein distance in a semi-supervised way for noisy image super-resolution
MSSR [137]	GAN	GAN with soft multi-labels in a semi-supervised way for image super-resolution
CTGAN [138]	GAN	GAN with four losses in a semi-supervised way for image super-resolution
Gemini-GAN [139]	GAN	GAN with mixed adversarial Gaussian domain adaptation in a semi-supervised way for 3D super-resolution and segmentation

features from a person. Third, some labeled samples are used to train unlabeled samples via a graph convolutional network.

**4.2.2 Semi-supervised GANs with improved loss functions and semi-supervised GANs based multi-tasks for image super-resolution.** The combinations of semi-supervised GANs and loss functions are also effective in image super-resolution [138]. For example, Jiang et al. combined an adversarial loss, a cycle-consistency loss, an identity loss and a joint sparsifying transform loss into a GAN in a semi-supervised way to train a CT image super-resolution model [138]. Although this model made a significantly progress on some evaluation criteria, it was still disturbed by artifacts and noise.

In terms of multi-tasks, Nicolo et al. proposed to use a mixed adversarial Gaussian domain adaptation in a GAN in a semi-supervised way to obtain more useful information for implementing a 3D super-resolution and segmentation [139]. This method achieved better performance on many metrics. More information of semi-supervised GANs in image super-resolution can be illustrated in Table 8.

### 4.3 Unsupervised GANs for image super-resolution

Collected images in the real world have less pairs, which suffers from challenge for supervised GANs in SISR. To address this phenomenon, unsupervised GANs are presented [140]. Unsupervised GANs for image super-resolution can be divided into six types: improved architectures, prior knowledge, loss functions, multi-task learning, real image super-resolution and real-world LR image synthesis in GAN-based unsupervised super-resolution, as follows.

Table 9. Unsupervised GANs based designed network architectures for image super-resolution.

Models	Methods	Key words
CinCGAN [140]	GAN	Unsupervised GAN for image super-resolution
DNSR [141]	GAN	Unsupervised GAN with bidirectional structural consistency for blind image super-resolution
MCinCGAN [142]	CycleGAN	Unsupervised GAN for image super-resolution
RWSR-CycleGAN [148]	CycleGAN	Unsupervised GAN for image super-resolution
USISResNet [143]	GAN	Unsupervised GAN with USISResNet for image super-resolution
ULRWSR [149]	GAN	Unsupervised GAN with pixel wise supervision for image super-resolution
KernelGAN [42]	Internal-GAN	Unsupervised GAN for blind image super-resolution
InGAN [144]	GAN	Unsupervised GAN for image super-resolution
FG-SRGAN [145]	SRGAN	Unsupervised GAN with a guided block for image super-resolution
PETSRGAN [91]	GAN	Unsupervised GAN with a self-supervised way for PET image super-resolution
TrGAN [146]	GAN	Unsupervised GAN for image synthesis and super-resolution
CycleSR [147]	GAN	Unsupervised GAN with an indirect supervised path for image super-resolution
UGAN-Circle [150]	GAN-Circle	Unsupervised GAN-Circle for image super-resolution on CT images

**4.3.1 Unsupervised GANs based designed network architectures for image super-resolution.** CycleGANs have obtained success in unsupervised ways in image-to-image translation applications [54]. Accordingly, the CycleGANs are extended into SISR to address unpair images (i.e., low-resolution and high-resolution) in the datasets in real world [140]. Yuan et al. used a CycleGAN for blind super-resolution over the following phases [140]. The first phase removed noise from noisy and low-resolution images. The second phase resorted to an up-sampled operation in a pre-trained deep network to enhance the obtained low-resolution images. The third phase used a fine-tune mechanism for a GAN to obtain high-resolution images. To address blind super-resolution, bidirectional structural consistency was used into a GAN in an unsupervised way to train a blind SR model and construct high-quality images [141]. Alternatively, Zhang et al. exploited multiple GANs as basis components to implement an improved CycleGAN for train an unsupervised SR model [142]. And achieves comparable performance with many state-of-the-art supervised models.

There are also other popular methods that use GANs in unsupervised ways for image super-resolution [143]. To improve the learning ability of a SR model in the real world, it combines an unsupervised learning and a mean opinion score in a GAN to improve perceptual quality in the real world image super-resolution [143]. To break fixed downscaling kernel, KernelGAN [42], TVG-KernelGAN[43], and Internal-GAN [144] are used to obtain an internal distribution of patches in the blind image super-resolution. To accelerate the training speed, a guidance module was used in a GAN to quickly seek a correct mapping from a low-resolution domain to a high-resolution domain in unpaired image super-resolution [145]. To improve the accuracy of medical diagnosis, Song et al. used dual GANs in a self-supervised way to mine high dimensional information for PET image super-resolution [91]. Besides, other SR methods can have an important reference value for unsupervised GANs with for image super-resolution. For example, to improve both image synthesis quality and representation learning performance under the unsupervised setting, Wang et al. used an unsupervised method to translate real low-resolution images to real low-resolution images [146]. To achieve better degradation learning and super-resolution performance, Chen et al. resorted to a supervised super-resolution method to convert obtained real low-resolution images into real high-resolution images [147]. More information of mentioned unsupervised GANs for image super-resolution can be shown in Table 9 as follows.

**4.3.2 Unsupervised GANs based prior knowledge for image super-resolution.** Combining unsupervised GANs and prior knowledge in unsupervised GANs can better address unpair image super-resolution [151]. Lin et al. combined data error, a regular term and an adversarial loss to guarantee consistency of local-global content and pixel faithfulness in a GAN in an unsupervised

Table 10. Unsupervised GANs based prior knowledge and improved loss functions for image super-resolution.

Models	Methods	Key words
DULGAN [151]	GAN	GAN with prior for image super-resolution
USROCTGAN [152]	GAN	GAN with cycle consistency and identity mapping priors for image super-resolution
EIPGAN [153]	GAN	GAN with remote sensing image prior for image super-resolution
URSGAN [154]	GAN	GAN with prior based image quality assessment for remote sensing image super-resolution
MADGAN [155]	SAGAN	SAGAN with L1 loss for medical image super-resolution
DLGAN [156]	GAN	GAN with a content loss for hyperspectral image super-resolution

Table 11. Unsupervised GANs based multi-tasks for image super-resolution.

Models	Methods	Key words
VAEGAN [157]	GAN	GAN with variational auto-encoder and quality assessment idea for image super-resolution and denoising
ASLGAN [158]	GAN	GAN with low-pass-filter loss and weighted MR images for MRI image super-resolution and denoising
Pix2NeRF [159]	GAN	Optimizing a periodic implicit GAN for 3D-aware image synthesis and super-resolution
Pi-GAN [160]	GAN	GAN with periodic activation functions for 3D-aware image synthesis and image super-resolution

way to train an image super-resolution model [151]. To better support medical diagnosis, Das et al. combined adversarial learning in a GAN, cycle consistency and prior knowledge, i.e., identity mapping prior to facilitate more useful information i.e., spatial correlation, color and texture information for obtaining cleaner high-quality images [152]. In terms of remoting sensing super-resolution, a random noise is used in a GAN to reconstruct satellite images [153]. Then, authors conducted image prior by transforming the reference image into a latent space [153]. Finally, they updated the noise and latent space to transfer obtained structure information and texture information for improving resolution of remote sensing images [153].

**4.3.3 Unsupervised GANs with improved loss functions for image super-resolution.** Combining loss functions and GANs in an unsupervised way is useful for training image super-resolution models in the real world [154]. For instance, Zhang et al. used a novel loss function based image quality assessment in a GAN to obtain accurate texture information and more visual effects [154]. Besides, an encoder-decoder architecture is embedded in this GAN to mine more structure information for pursuing high-quality images of a generator from this GAN [154]. Han et al. depended on SAGAN and L1 loss in a GAN in an unsupervised manner to act multi-sequence structural MRI for detecting braining anomalies [155]. Also, Zhang et al. fused a content loss into a GAN in an unsupervised manner to improve SR results of hyperspectral images [156]. Unsupervised GANs based prior knowledge and improved loss functions for image super-resolution can be summarized in Table 10.

**4.3.4 Unsupervised GANs based multi-tasks for image super-resolution.** Unsupervised GANs are good tools to address multi-tasks, i.e., noisy low-resolution image super-resolution. For instance, Prajapati et al. transferred a variational auto-encoder and the idea of quality assessment in a GAN to deal with image denoising and SR tasks [157]. Cui et al. relied on low-pass-filter loss and weighted MR images in a GAN in an unsupervised GAN to mine texture information for removing noise and recovering resolution of MRI images [158]. Cai et al. presented a pipeline that optimizes a periodic implicit GAN to obtain neural radiance fields for image synthesis and image super-resolution based on 3D [159]. More unsupervised GANs based multi-tasks for image super-resolution can be presented in Table 11.



**4.3.5 Unsupervised GANs for real image super-resolution.** An important application of GAN-based SR models is dealing with real world LR images. To eliminate checkerboard artifacts, an upsampling module containing a bilinear interpolation and a transposed convolution was used in an unsupervised CycleGAN to improve visual effects of restored images in the real world [148]. To recover more natural image characteristics, Lugmayr et al. combined unsupervised and supervised ways for blind image super-resolution [149]. The first step learned to invert the effects of bicubic down sampling operation in a GAN in an unsupervised way to extract useful information from natural images [149]. To generate image pairs in the real world, the second step used a pixel-wise network in a supervised way to obtain high-resolution images [149]. To remove unpleasing noise and artifacts, Park et al. [161] divided the large and complicated distribution of real-world images into smaller subsets based on similar contents. Then, they learned the various contents and separable features via multiple discriminators [161]. In terms of computed tomography (CT) images, Li et al. [162] utilized noise injection and a GAN to generate realistic low-resolution images to build training image pairs. This data preprocessing operation enables the proposed KerGAN to generate more precise details and better perceptual quality medical images [162].

**4.3.6 Synthesizing real world LR images.** An important application of GAN-based SR models is dealing with real world LR images. So, how to obtain real image pairs with different scale factors to be used as training data becomes a problem that we must solve. Starting from SRCNN [21], there are three main ways regarding the preparation of super-resolution datasets: synthetic data super resolution, blind super-resolution and real image super-resolution. Among them, synthetic data super-resolution is the most common way of data preparation, and this route usually uses the intuitive interpolation method as a degradation kernel for downsampling to obtain the corresponding training image pairs. However, in the face of complex degradation factors in the real world, synthetic data often do not generalize well. Therefore, on the basis of the interpolation method, blind super-resolution models add more real world degradation factors, i.e., noise, blur, compression etc. to the degradation kernel to improve the performance of real world applications [71, 163]. Finally, the best theoretical performance is achieved by directly utilizing a camera to capture real world images of the same scene at different magnifications. However, in this process, the problem of lens distortion is encountered which makes the image acquisition difficult. Currently, the publicly available real image datasets are RealSR [164] and DRealSR [165].

## 5 Comparing performance of GANs for image super-resolution

To make readers conveniently know GANs in image super-resolution, we compare super-resolution performance of these GANs from datasets and experimental settings to quantitative and qualitative analysis in this section. More information can be shown as follows.

### 5.1 Datasets

Mentioned GANs can be divided into three kinds: supervised methods, semi-supervised methods and unsupervised methods for image super-resolution, which make datasets have three categories, training datasets and test datasets for supervised methods, semi-supervised methods and unsupervised methods. These datasets can be summarized as follows.

#### (1) Supervised GANs for image-resolution

Training datasets: CIFAR10 [166], STL [167], LSUN [168], ImageNet [169], Celeb A [170], DIV2K [171], Flickr2K [172], OST [173], CAT [174] Market-1501 [175], Duke MTMC-reID [176, 177], GeoEye-1 satellite dataset [100], Whole slide images (WSIs) [106], MNIST [178] and PASCAL2 [179].

Table 12. Datasets (i.e., training datasets and test datasets) of GANs for image super-resolution.

Training datasets	Test datasets
CIFAR10 [166], STL [167], LSUN [168], ImageNet [169], Celeb A [170], DIV2K [171], Flickr2K [172], OST [173], CAT [174], Market-1501 [175], Duke MTMC-reID [176, 177], GeoEye-1 satellite dataset [100], Whole slide images (WSIs) [106], MNIST [178], PASCAL2 [179], Set5 [180], Set14 [181], BSD100 [182], Urban100 [183], Tibia Dataset [184], Abdominal Dataset [185], CUHK03 [186], MSMT17 [187], LUNA [188], Data Science Bowl 2017 (DSB) [189], UKDHP [190], SG [190], UKBB [191], Widerface [192], NTIRE-2020 Real-world SR Challenge [193], KADID-10K [194], DPED [195], DF2K [93], NTIRE'2018 Blind-SR challenge [196], DIV2K random kernel (DIV2K RK) [171], LS3D-W [197], CELEBA-HQ [92], LSUN-BEDROOM [198], NTIRE 2020 [193], 91-images [199], Berkeley segmentation [182], BSDS500 [200], Training datasets of USROCTGAN [201, 202], SD-OCT dataset [202], UC Merced dataset [203], NWPU-RESIS45 [204], WHU-RS19 [205].	CIFAR10 [166], STL [167], LSUN [168], Set5 [180], Set14 [181], BSD100 [182], CELEBA [170], CAT [174], OST300 [173], the PIRM datasets [206], Market-1501 [175], GeoEye-1 satellite dataset [100], WSIs [106], MNIST [178], PASCAL2 [179], Tibia Dataset [184], Abdominal Dataset [185], CUHK03 [186], LUNA [188], DSB [189], SG [190], UKBB [191], Urban100 [183], NTIRE 2020 Real World SR challenge [193], DPED [195], DIV2K RK [171], Widerface [192], ImageNet [169], CELEBA-HQ [92], LSUN-BEDROOM [198], Tests datasets of USROCTGAN [201], Test datasets of USRGAN [154].

Test datasets: CIFAR10 [166], STL [167], LSUN [168], Set5 [180], Set14 [181], BSD100 [182], CELEBA [170], OST300 [168], CAT [174], PIRM datasets [206], Market-1501 [175], GeoEye-1 satellite dataset [100], WSIs [106] MNIST [178] and PASCAL2 [179].

### (2) Semi-supervised GANs for image-resolution

Training datasets: Market-1501 [175], Tibia Dataset [184], Abdominal Dataset [185], CUHK03 [186], MSMT17 [187], LUNA [188], Data Science Bowl 2017 (DSB) [189], UKDHP [190], SG [190] and UKBB [191].

Test datasets: Tibia Dataset [184], Abdominal Dataset [185], CUHK03 [186], Widerface [192], LUNA [188], DSB [189], SG [190] and UKBB [191].

### (3) Unsupervised GANs for image-resolution

Training datasets: CIFAR10 [166], ImageNet [169], DIV2K [171], DIV2K random kernel (DIV2K RK) [171], Flickr2K [172], Widerface [192], NTIRE 2020 Real World SR challenge [193], KADID-10K [194], DPED [195], DF2K [93], NTIRE' 2018 Blind-SR challenge [196], LS3D-W [197], CELEBA-HQ [92], LSUN-BEDROOM [198], ILSVRC2012 [169, 207], NTIRE 2020 [193], 91-images [199], Berkeley segmentation [182], BSDS500 [200], Training datasets of USROCTGAN [201, 202], SD-OCT dataset [202], UC Merced dataset [203], NWPU-RESIS45 [204] and WHU-RS19 [205].

Table 13. Different GANs on image super-resolution for different training ways.

Training ways	Methods	Training datasets	Test datasets
Supervised ways	LAPGAN [59]	CIFAR10 [166], STL [167], LSUN [168]	CIFAR10 [166], STL [167], LSUN [168]
	SRGAN [108]	ImageNet [169]	Set5 [180], Set14 [181], BSD100 [182]
	PGGAN [92]	CIFAR10 [166], Celeb A [170]	CELEBA [170], LSUN [168], CIFAR10 [166]
	ESRGAN [93]	DIV2K [171], Flickr2K [172], OST [173]	Set5 [180], Set14 [181], BSD100 [182], Urban100 [183]
	RRGAN [109]	CIFAR10 [166], CAT [174]	CAT [174]
	ESRGAN+ [95]	DIV2K [171]	BSD100 [182], Urban100 [183], OST300 [173], Set5 [180], Set14 [180], the PIRM datasets [206]
	SRGAN [96]	Market-1501 [175], Duke MTMC-reID [176, 177]	Market-1501 [175]
	SD-CGAN [106]	GeoEye-1 satellite dataset [100]	GeoEye-1 satellite dataset [100]
	PathSRGAN [106]	Whole slide images (WSIs) [106]	WSIs [106]
	TGAN [102]	MNIST [178], PASCAL2 [179], CIFAR10 [166]	MNIST [178], PASCAL2 [179], CIFAR10 [166]
Semi-supervised ways	DGAN [103]	DIV2K [171]	Set5 [180], Set14 [181], CIFAR10 [166], BSD100 [182]
	G-GANISR [105]	Set5 [180], Set14 [181], BSD100 [182], Urban100 [183]	Set5 [180], Set14 [181], Urban100 [183]
	GAN-CIRCLE [136]	Tibia Dataset [184], Abdominal Dataset [185]	Tibia Dataset [184], Abdominal Dataset [185]
	MSSR [137]	Market-1501 [175], CUHK03 [186], MSMT17 [187]	Market-1501 [175], CUHK03 [186]
	CTGAN [138]	LUNA [188], Data Science Bowl 2017 (DSB) [189]	LUNA [188], DSB [189]
	Gemini-GAN [139]	UKDHP [190], SG [190], UKBB [191]	SG [190], UKBB [191]
	CinCGAN [140]	DIV2K [171]	DIV2K [171]
	DNSR [141]	DIV2K [171], Flickr2K [172], Widerface [192]	Set5 [180], Set14 [181], Urban100 [183], BSD100 [182], DIV2K [171]
	MCinCGAN [142]	DIV2K [171]	DIV2K [171]
	RWSR-CycleGAN [148]	NTIRE 2020 Real World SR challenge [193]	NTIRE 2020 Real World SR challenge [193]
Unsupervised ways	USISResNet [143]	NTIRE-2020 Real-world SR Challenge validation dataset [193], DIV2K [171], Flickr2K [172], KADID-10K [194]	NTIRE-2020 Real-world SR Challenge validation dataset [193]
	ULRWSR [149]	DPED [195], DF2K [93], DIV2K [171], Flickr2K [172]	DPED [195], DIV2K [171]
	KernelGAN [42]	NTIRE/2018 Blind-SR challenge [196], DIV2K random kernel (DIV2KRK) [171]	DIV2KRK [171]
	FG-SRGAN [145]	LS3D-W [197]	Widerface [192]
	TGAN [146]	CIFAR10 [166], ImageNet [169], CELEBA-HQ [92], LSUN-BEDROOM [198]	CIFAR10 [166], ImageNet [169], CELEBA-HQ [92], LSUN-BEDROOM [198]
	PDCGAN [208]	ImageNet [169], ILSVRC2012 [169, 207], CIFAR10 [166], CIFAR-100 [166]	ImageNet [169]
	CycleSR [147]	DIV2K [171], NTIRE 2020 [193]	DIV2K [171], NTIRE 2020 [193]
	DULGAN [151]	91-images [199], Berkeley segmentation [182], BSDS500 [200]	Set5 [180], Set14 [181]
	USROCTGAN [152]	Training datasets of USROCTGAN [201, 202], SD-OCT dataset [202]	Test datasets of USROCTGAN [201]
	URSGAN [154]	UC Merced dataset [203], NWPU-RESIS45 [204], WHU-RS19 [205]	Test datasets of URSGAN [154]

Test datasets: CIFAR10 [166], ImageNet [169], Set5 [180], Set14 [181], BSD100 [182], DIV2K [171], DIV2KRK [171], Urban100 [183], Widerface [192], NTIRE 2020 [193], NTIRE 2020 Real-world SR Challenge [193], NTIRE 2020 Real World SR challenge validation dataset [193], DPED [195], CELEBA-HQ [92], LSUN-BEDROOM [198], Test datasets of USROCTGAN [201, 202], and Test datasets of URSGAN [154].

These mentioned datasets about GANs for image super-resolution can be shown in Table 12. To make readers easier understand datasets of different methods via different GANs for different training ways on image super-resolutions, we conduct Table 13 to show their detailed information.

## 5.2 Environment configurations

In this section, we compare the differences of environment configurations between different GANs via different training ways (i.e., supervised, semi-supervised and unsupervised ways) for image super-resolution, which contain batch size, scaling factors, deep learning framework, learning rate and iteration. That can make readers easier to conduct experiments with GANs for image super-resolution. Their information can be listed as shown in Table 14 as follows.

## 5.3 Experimental results

To make readers understand the performance of different GANs on image super-resolution, we use quantitative analysis and qualitative analysis to evaluate super-resolution effects of these GANs. Quantitative analysis is PSNR and SSIM of different methods via three training ways on different datasets for image super-resolution, running time and complexities of different GANs on image super-resolution. Qualitative analysis is used to evaluate qualities of recovered images.

**5.3.1 Quantitative analysis of different GANs for image super-resolution.** We use SRGAN [108], PGGAN [92], ESRGAN [93], ESRGAN+ [95], DGAN [103], G-GANISR [105], GMGAN [122], SRPGAN [108], DNSR [141], DULGAN [151], CinCGAN [140], MCinCGAN [142], USISResNet [143], ULRWSR [149], KernelGAN [42] and CycleSR [147] in one training way from supervised, semi-supervised and unsupervised ways on a public dataset from Set14 [181], BSD100 [182] and DIV2K [171] to test performance for different scales in image super-resolution as shown in Table 15. For instance,

Table 14. Environment configurations of different GANs for image super-resolution.

Training ways	Methods	Batchsize	Scaling factors	Framework	Learning rates	Iteration
Supervised ways	LAPGAN [59]	16	$\times 2$	PyTorch [209]	0.02	-
	ESRGAN [93]	16	$\times 4$	PyTorch [209]	$2 \times 10^{-4}, 10^{-4}$	200K, 300K
	ESRGAN+ [95]	16	$\times 4$	PyTorch [209]	$10^{-4}$	300K
	SPGAN [96]	16	$\times 2, \times 4, \times 8$ and $\times 16$	TensorFlow [210]	$10^{-3}$	-
	SD-GAN [100]	9	$\times 3$	TensorFlow [210]	$10^{-3}$	2K
	TGAN [102]	32	$\times 2$	TensorFlow [210]	$10^{-4}$	500
	DGAN [103]	-	$\times 4, \times 6$ and $\times 8$	TensorFlow [210]	0.125	25K
	G-GANISR [105]	-	$\times 4, \times 6$ and $\times 8$	PyTorch [209] and TensorFlow [210]	$10^{-4}$	800K
Semi-supervised ways	GMGAN [122]	16	$\times 4$	PyTorch [209]	$2 \times 10^{-4}$	100K
	MSSR [137]	64	$\times 4$	PyTorch [209]	$10^{-3}, 0.01$	-
	PSSR [211]	16	$\times 4$	PyTorch [209]	$10^{-4}$	300K
Unsupervised ways	CTGAN [138]	16	$\times 4$	TensorFlow [210]	$10^{-4}$	60K
	CinCGAN [140]	16	$\times 4$	PyTorch [209]	$10^{-4}$	400K
	DNSR [141]	16	$\times 2, \times 4$	TensorFlow [210]	$10^{-4}$	106
	MCinCGAN [142]	1	$\times 2, \times 4$ and $\times 8$	-	$2 \times 10^{-4}$	500K
	RWSR-CycleGAN [148]	16	$\times 4$	TensorFlow [210]	$10^{-4}$	300K
	USISResNet [143]	32	$\times 4$	PyTorch [209]	$10^{-4}$	120K
	ULRWSR [149]	-	$\times 4$	TensorFlow [210]	$10^{-4}, 2 \times 10^{-4}$	50K
	KernelGAN [42]	-	$\times 2, \times 4$	PyTorch [209]	$2 \times 10^{-4}$	3K
	InGAN [144]	1	$\times 2$	-	$10^{-4}$	20K
	PETSRGAN [91]	10, 20	$\times 4$	PyTorch [209]	$2 \times 10^{-4}$	-
	PDCGAN [208]	-	$\times 4$	TensorFlow [210]	$2 \times 10^{-4}$	850K
	USROCTGAN [152]	64	$\times 4$	TensorFlow [210]	$2 \times 10^{-4}$	68K
	URSGAN [154]	64	$\times 2, \times 4$	PyTorch [209]	$5 \times 10^{-4}$	-

ESRGAN [93] outperforms SRGAN [108] in terms of PSNR and SSIM in a supervised ways on Set 14 for  $\times 2$ , which shows that ESRGAN has obtained better super-resolution performance for  $\times 2$ . More information of these GANs can be shown in Table 15.

Running time and complexity are important indexes to evaluate performance of image super-resolution techniques in the real devices [212]. According to that, we conduct experiments of four GANs (i.e., ESRGAN [93], PathSRGAN [106], RankSRGAN [121] and KernelGAN [42]) on two low-resolution images with sizes and for  $\times 4$  to test running time and compute parameters of different GANs. The conducted experiments have the following experimental environments. They can run on Ubuntu of 20.04.1, CPU of AMD EPYC ROME 7502P with 32 cores and Memory of 128G via PyTorch of 1.10.1 [209]. Besides, they depend on a NVIDIA GeForce RTX 3090 with cuda of 11.1 and cuDNN of 8.0.4. In Table 16, we can see that ESRGAN [93] has slower speed than that of PathSRGAN for  $\times 4$  on image super-resolution. However, it uses less parameters than that of PathSRGAN for  $\times 4$  on image super-resolution. Thus, ESRGAN is competitive with PathSRGAN for image super-resolution. More information of different GANs for image super-resolution in terms of running time and parameters can be shown in Table 16.

**5.3.2 Qualitative analysis of different GANs for image super-resolution.** To test visual effects of different GANs for image super-resolution, we choose Bicubic, ESRGAN [93], RankSRGAN [121], KernelGAN [42] and PathSRGAN [106] to conduct experiments to obtain high-quality images for  $\times 4$ . To further observe these images, we choose an area of predicted images from these GANs to amplify it as an observation area. Observation area is clearer, corresponding method has good superior SR performance. For example, ESRGAN [93] is clearer than that of PathSRGAN [106] on an image from the BSD100 in Fig 9 and Set14 in Fig 10 for  $\times 4$ , which show that the ESRGAN is more effective in image super-resolution.

Table 15. PSNR and SSIM of different GANs via different training ways on Set14, BSD100 and DIV2K for image super-resolution.

Training ways	Methods	Datasets	Scale	PSNR	SSIM	
Supervised ways	SRGAN [108]	Set14 [181]	×2	32.14	0.8860	
			×4	26.02	0.7379	
	PGGAN [92]		×6	29.54	0.8301	
			×8	28.14	0.8094	
	ESRGAN [93]		×2	33.62	0.9150	
			×4	30.50	0.7620	
	ESRGAN+ [95]		×4	19.79	-	
			DGAN [103]	×4	31.62	0.9166
	×6			28.62	0.9003	
	×8			26.85	0.8911	
	G-GANISR [105]		×4	29.67	-	
			×6	30.56	0.8881	
	GMGAN [122]		×8	28.07	0.8803	
			×4	26.37	0.7055	
	SRPGAN [108]		×6	26.19	0.8187	
			×8	29.17	0.8733	
	BSD100 [182]	SRGAN [108]	×2	31.89	0.8760	
			×4	25.16	0.6688	
		ESRGAN [93]	×2	31.99	0.8870	
			×4	27.69	0.7120	
		DGAN [103]	×4	31.53	0.9105	
			×6	29.62	0.8937	
		G-GANISR [105]	×8	27.85	0.8811	
			×4	28.12	-	
			×6	31.23	0.9273	
		GMGAN [122]	×8	29.18	0.9065	
			×4	25.46	0.6592	
		SRPGAN [108]	×6	27.48	0.8652	
			×8	23.18	0.8504	
		DIV2K [171]	SRGAN [108]	×2	25.08	0.7007
				×4	28.09	0.8210
			ESRGAN [93]	×4	28.68	0.8530
Semi-supervised ways	PSSR [211]	DIV2K [171]	×4	21.32	0.5541	
Unsupervised ways	DNSR [141]	Set14 [181]	×2	33.83	0.9220	
			×4	31.76	0.8910	
	DULGAN [151]		×4	27.39	0.7412	
	DNSR [141]	BSD100 [182]	×2	32.24	0.9010	
			×4	25.69	0.7880	
	CinCGAN [142]	DIV2K [171]	×2	25.61	0.6957	
			×4	25.32	0.6705	
			×8	24.58	0.6581	
	DNSR [141]		×4	28.87	0.8650	
			×2	26.15	0.7020	
	MCinCGAN [142]		×4	25.51	0.6878	
			×8	24.79	0.6618	
	USISResNet [143]		×4	21.22	0.5760	
	ULRWSR [149]		×4	23.30	0.6200	
	KernelGAN [42]		×2	30.363	0.8669	
			×4	26.810	0.7316	
	CycleSR [147]		×4	23.807	0.5930	

Table 16. Running time and parameters of different GANs for  $\times 4$ .

Methods	Testing time (s)	Parameters
ESRGAN [93]	9.7607	$1.670 \times 10^7$
PathSRGAN [106]	9.1608	$2.433 \times 10^7$
RankSRGAN [121]	7.3818	$1.554 \times 10^6$
KernelGAN [42]	251.00	$1.816 \times 10^5$

## 6 Challenges and directions of GANs for image super-resolution

Variations of GANs have achieved excellent performance in image super-resolution. Accordingly, we provide an overview of GANs for image super-resolution to offer a guide for readers to understand these methods. In this section, we analyze challenges of current GANs for image super-resolution and give corresponding solutions to facilitate the development of GANs for image super-resolution.

Although GANs perform well in image super-resolution, they suffer from the following challenges.

1) Unstable training. Due to the confrontation between generator and discriminator, GANs are unstable in the training process.

2) Large computational resources and high memory consumption. A GAN is composed of a generator and discriminator, which may increase computational costs and memory consumption. This may lead to a higher demand on digital devices.

3) High-quality images without references. Most of existing GANs relied on paired high-quality images and low-resolution images to train image super-resolution models, which may be limited by digital devices in the real world.

4) Complex image super-resolution. Most of GANs can deal with a single task, i.e., image super-resolution and synthetic noisy image super-resolution, etc. However, collected images by digital cameras in the real world suffer from drawbacks, i.e., low-resolution and dark-lighting images, complex noisy and low-resolution images. Besides, digital cameras have higher requirement on the combination of image low-resolution and image recognition. Thus, existing GANs for image super-resolution cannot effectively repair low-resolution images of mentioned conditions.

5) Metrics of GANs for image super-resolution. Most of existing GANs used PSNR and SSIM to test super-resolution performance of GANs. However, PSNR and SSIM cannot fully measure restored images. Thus, finding effective metrics is very essential about GANs for image super-resolution.

6) GANs are sensitive to hyperparameters and the choice of architecture, which can affect their performance and lead to overfitting.

7) GANs can generate unrealistic artifacts or distortions in the output images, especially in regions with low texture or detail, which can affect the visual quality of the output images.

8) GAN-based image super-resolution methods may not perform well on certain types of images or degradation models.

To address these problems, some potential research points about GANs for image super-resolution are stated below.

1) Enhancing a generator and discriminator extracts salient features to enhance stabilities of GANs on image super-resolution. For example, using attention mechanism (i.e., Transformer [213]), residual learning operations, concatenation operations act a generator and discriminator to extract more effective features to enhance stabilities for accelerating GAN models in image super-resolution.



Fig. 9. Visual images of different GANs on an image of BSD100 for  $\times 4$ : (a) original image, (b) Bicubic, (c) ESRGAN, (d) RankSRGAN, (e) KernelGAN, and (f) PathSRGAN.




Fig. 10. Visual images of different GANs on an image of Set14 for  $\times 4$ : (a) original image, (b) Bicubic, (c) ESRGAN, (d) RankSRGAN, (e) KernelGAN, and (f) PathSRGAN.

2) Designing lightweight GANs for image super-resolution. Reducing convolutional kernels, group convolutions, the combination of prior and shallow network architectures can decrease the complexities of GANs for image super-resolution.

3) Using self-supervised methods can obtain high-quality reference images.

4) Combining attributes of different low-level tasks, decomposing complex low-level tasks into a single low-level task via different stages in different GANs repairs complex low-resolution images, which can help high-level vision tasks.

5) Using image quality assessment techniques as metrics evaluates quality of precited images from different GANs.

## 7 Conclusion

In this paper, we analyze and summarize GANs for image super-resolution. First, we review the development of GANs and popular GANs for image applications; then we give differences of GANs based optimization methods and discriminative learning for image super-resolution in terms of supervised, semi-supervised and unsupervised manners. Next, we compare the performance of these popular GANs on public datasets via quantitative and qualitative analysis in SISR. Then, we highlight challenges of GANs and potential research points on SISR. Finally, we summarize the whole paper.

## Acknowledgments

This work was supported in part by the National Natural Science Foundation of China under Grants 62576123, in part by CAAI-CANN Open Fund developed on OpenI Community, and in part by the Natural Science Foundation of Heilongjiang Province under Grant YQ2025F003.

## References

- [1] Zhihao Wang, Jian Chen, and Steven CH Hoi. Deep learning for image super-resolution: A survey. *IEEE transactions on pattern analysis and machine intelligence*, 43(10):3365–3387, 2020.
- [2] Wenming Yang, Xuechen Zhang, Yapeng Tian, Wei Wang, Jing-Hao Xue, and Qingmin Liao. Deep learning for single image super-resolution: A brief review. *IEEE Transactions on Multimedia*, 21(12):3106–3121, 2019.
- [3] Jithin Saji Isaac and Ramesh Kulkarni. Super resolution techniques for medical image processing. In *2015 International Conference on Technologies for Sustainable Development (ICTSD)*, pages 1–6. IEEE, 2015.
- [4] Liangpei Zhang, Hongyan Zhang, Huanfeng Shen, and Pingxiang Li. A super-resolution reconstruction algorithm for surveillance images. *Signal Processing*, 90(3):848–859, 2010.
- [5] Yuebo Zha, Yulin Huang, Zhichao Sun, Yue Wang, and Jianyu Yang. Bayesian deconvolution for angular super-resolution in forward-looking scanning radar. *Sensors*, 15(3):6924–6946, 2015.
- [6] Yawen Huang, Ling Shao, and Alejandro F Frangi. Simultaneous super-resolution and cross-modality synthesis of 3d medical images using weakly-supervised joint convolutional sparse coding. In *Proceedings of the IEEE conference on computer vision and pattern recognition*, pages 6070–6079, 2017.
- [7] Lu Zhou, Xiaobo Lu, and Li Yang. A local structure adaptive super-resolution reconstruction method based on btv regularization. *Multimedia tools and applications*, 71(3):1879–1892, 2014.
- [8] Sung Cheol Park, Min Kyu Park, and Moon Gi Kang. Super-resolution image reconstruction: a technical overview. *IEEE signal processing magazine*, 20(3):21–36, 2003.
- [9] Olivier Rukundo and Hanqiang Cao. Nearest neighbor value interpolation. *arXiv preprint arXiv:1211.1768*, 2012.
- [10] Xin Li and Michael T Orchard. New edge-directed interpolation. *IEEE transactions on image processing*, 10(10):1521–1527, 2001.
- [11] Robert Keys. Cubic convolution interpolation for digital image processing. *IEEE transactions on acoustics, speech, and signal processing*, 29(6):1153–1160, 1981.
- [12] Pandya Hardeep, Prashant B Swadas, and Mahasweta Joshi. A survey on techniques and challenges in image super resolution reconstruction. *International Journal of Computer Science and Mobile Computing*, 2(4):317–325, 2013.
- [13] Henry Stark and Peyma Oskoui. High-resolution image recovery from image-plane arrays, using convex projections. *JOSA A*, 6(11):1715–1726, 1989.
- [14] Michael Elad and Arie Feuer. Restoration of a single superresolution image from several blurred, noisy, and under-sampled measured images. *IEEE transactions on image processing*, 6(12):1646–1658, 1997.
- [15] Michal Irani and Shmuel Peleg. Improving resolution by image registration. *CVGIP: Graphical models and image processing*, 53(3):231–239, 1991.
- [16] Jian Sun, Zongben Xu, and Heung-Yeung Shum. Image super-resolution using gradient profile prior. In *2008 IEEE Conference on Computer Vision and Pattern Recognition*, pages 1–8. IEEE, 2008.
- [17] Qing Yan, Yi Xu, Xiaokang Yang, and Truong Q Nguyen. Single image superresolution based on gradient profile sharpness. *IEEE Transactions on Image Processing*, 24(10):3187–3202, 2015.
- [18] Kamal Nasrollahi and Thomas B Moeslund. Super-resolution: a comprehensive survey. *Machine vision and applications*, 25(6):1423–1468, 2014.
- [19] Hansheng Guo, Juncheng Li, Guangwei Gao, Zhi Li, and Tiejong Zeng. Pft-ssr: Parallax fusion transformer for stereo image super-resolution. In *ICASSP 2023-2023 IEEE International Conference on Acoustics, Speech and Signal Processing (ICASSP)*, pages 1–5. IEEE, 2023.
- [20] Guangwei Gao, Zixiang Xu, Juncheng Li, Jian Yang, Tiejong Zeng, and Guo-Jun Qi. Ctcnet: A cnn-transformer cooperation network for face image super-resolution. *IEEE Transactions on Image Processing*, 32:1978–1991, 2023.
- [21] Chao Dong, Chen Change Loy, Kaiming He, and Xiaoou Tang. Image super-resolution using deep convolutional networks. *IEEE transactions on pattern analysis and machine intelligence*, 38(2):295–307, 2015.
- [22] Jiwon Kim, Jung Kwon Lee, and Kyoung Mu Lee. Accurate image super-resolution using very deep convolutional networks. In *Proceedings of the IEEE conference on computer vision and pattern recognition*, pages 1646–1654, 2016.
- [23] Ying Tai, Jian Yang, and Xiaoming Liu. Image super-resolution via deep recursive residual network. In *Proceedings of the IEEE conference on computer vision and pattern recognition*, pages 3147–3155, 2017.
- [24] Bee Lim, Sanghyun Son, Heewon Kim, Seungjun Nah, and Kyoung Mu Lee. Enhanced deep residual networks for single image super-resolution. In *Proceedings of the IEEE conference on computer vision and pattern recognition workshops*, pages 136–144, 2017.



- [25] Zhaowen Wang, Ding Liu, Jianchao Yang, Wei Han, and Thomas Huang. Deep networks for image super-resolution with sparse prior. In *Proceedings of the IEEE international conference on computer vision*, pages 370–378, 2015.
- [26] Chao Dong, Chen Change Loy, and Xiaoou Tang. Accelerating the super-resolution convolutional neural network. In *European conference on computer vision*, pages 391–407. Springer, 2016.
- [27] Wei-Sheng Lai, Jia-Bin Huang, Narendra Ahuja, and Ming-Hsuan Yang. Deep laplacian pyramid networks for fast and accurate super-resolution. In *Proceedings of the IEEE conference on computer vision and pattern recognition*, pages 624–632, 2017.
- [28] Yulun Zhang, Kunpeng Li, Kai Li, Lichen Wang, Bineng Zhong, and Yun Fu. Image super-resolution using very deep residual channel attention networks. In *Proceedings of the European conference on computer vision (ECCV)*, pages 286–301, 2018.
- [29] Chunwei Tian, Xuanyu Zhang, Qi Zhang, Mingming Yang, and Zhaojie Ju. Image super-resolution via dynamic network, 2024.
- [30] Chunwei Tian, Chengyuan Zhang, Bob Zhang, Zhiwu Li, CL Philip Chen, and David Zhang. A cosine network for image super-resolution. *IEEE transactions on image processing: a publication of the IEEE Signal Processing Society*.
- [31] Andreas Lugmayr, Martin Danelljan, Luc Van Gool, and Radu Timofte. SrfLOW: Learning the super-resolution space with normalizing flow. In *Computer Vision—ECCV 2020: 16th European Conference, Glasgow, UK, August 23–28, 2020, Proceedings, Part V 16*, pages 715–732. Springer, 2020.
- [32] A Ali Heydari and Asif Mehmood. SrvaE: super resolution using variational autoencoders. In *Pattern Recognition and Tracking XXXI*, volume 11400, pages 87–100. SPIE, 2020.
- [33] Haoying Li, Yifan Yang, Meng Chang, Shiqi Chen, Huajun Feng, Zhihai Xu, Qi Li, and Yueting Chen. Srdiff: Single image super-resolution with diffusion probabilistic models. *Neurocomputing*, 479:47–59, 2022.
- [34] Younghyun Jo, Sejong Yang, and Seon Joo Kim. SrfLOW-da: Super-resolution using normalizing flow with deep convolutional block. In *Proceedings of the IEEE/CVF Conference on Computer Vision and Pattern Recognition*, pages 364–372, 2021.
- [35] Darius Chira, Ilian Haralampiev, Ole Winther, Andrea Dittadi, and Valentin Liévin. Image super-resolution with deep variational autoencoders. In *European Conference on Computer Vision*, pages 395–411. Springer, 2022.
- [36] Sicheng Gao, Xuhui Liu, Bohan Zeng, Sheng Xu, Yanjing Li, Xiaoyan Luo, Jianzhuang Liu, Xiantong Zhen, and Baochang Zhang. Implicit diffusion models for continuous super-resolution. In *Proceedings of the IEEE/CVF Conference on Computer Vision and Pattern Recognition*, pages 10021–10030, 2023.
- [37] Na Li, Zichen Zhu, Sheng Wei, and Yao Liu. Evasr: Edge-based salience-aware super-resolution for enhanced video quality and power efficiency. *ACM Transactions on Multimedia Computing, Communications and Applications*, 2025.
- [38] Yan Gan, Chenxue Yang, Mao Ye, Renjie Huang, and Deqiang Ouyang. Generative adversarial networks with learnable auxiliary module for image synthesis. *ACM Transactions on Multimedia Computing, Communications and Applications*, 21(4):1–21, 2025.
- [39] Ian Goodfellow, Jean Pouget-Abadie, Mehdi Mirza, Bing Xu, David Warde-Farley, Sherjil Ozair, Aaron Courville, and Yoshua Bengio. Generative adversarial nets. *Advances in neural information processing systems*, 27, 2014.
- [40] Zhengwei Wang, Qi She, and Tomas E Ward. Generative adversarial networks in computer vision: A survey and taxonomy. *ACM Computing Surveys (CSUR)*, 54(2):1–38, 2021.
- [41] Jie Gui, Zhenan Sun, Yonggang Wen, Dacheng Tao, and Jieping Ye. A review on generative adversarial networks: Algorithms, theory, and applications. *IEEE Transactions on Knowledge and Data Engineering*, 2021.
- [42] Sefi Bell-Kligler, Assaf Shocher, and Michal Irani. Blind super-resolution kernel estimation using an internal-gan. *Advances in Neural Information Processing Systems*, 32, 2019.
- [43] Jongeun Park, Hansol Kim, and Moon Gi Kang. Kernel estimation using total variation guided gan for image super-resolution. *Sensors*, 23(7):3734, 2023.
- [44] Junjun Jiang, Chenyang Wang, Xianming Liu, and Jiayi Ma. Deep learning-based face super-resolution: A survey. *ACM Computing Surveys (CSUR)*, 55(1):1–36, 2021.
- [45] Saeed Anwar, Salman Khan, and Nick Barnes. A deep journey into super-resolution: A survey. *ACM Computing Surveys (CSUR)*, 53(3):1–34, 2020.
- [46] Jian Sun, Zongben Xu, and Heung-Yeung Shum. Gradient profile prior and its applications in image super-resolution and enhancement. *IEEE Transactions on Image Processing*, 20(6):1529–1542, 2010.
- [47] Jordan J Bird, Chloe M Barnes, Luis J Manso, Anikó Ekárt, and Diego R Faria. Fruit quality and defect image classification with conditional gan data augmentation. *Scientia Horticulturae*, 293:110684, 2022.
- [48] Hongyu Liu, Ziyu Wan, Wei Huang, Yibing Song, Xintong Han, and Jing Liao. Pd-gan: Probabilistic diverse gan for image inpainting. In *Proceedings of the IEEE/CVF Conference on Computer Vision and Pattern Recognition*, pages 9371–9381, 2021.
- [49] Mehdi Mirza and Simon Osindero. Conditional generative adversarial nets. *arXiv preprint arXiv:1411.1784*, 2014.

- [50] Alec Radford, Luke Metz, and Soumith Chintala. Unsupervised representation learning with deep convolutional generative adversarial networks. *arXiv preprint arXiv:1511.06434*, 2015.
- [51] Jeff Donahue, Philipp Krähenbühl, and Trevor Darrell. Adversarial feature learning. *arXiv preprint arXiv:1605.09782*, 2016.
- [52] Stefan Hinterstoisser, Vincent Lepetit, Paul Wohlhart, and Kurt Konolige. On pre-trained image features and synthetic images for deep learning. In *Proceedings of the European Conference on Computer Vision (ECCV) Workshops*, pages 0–0, 2018.
- [53] Junbo Zhao, Michael Mathieu, and Yann LeCun. Energy-based generative adversarial network. *arXiv preprint arXiv:1609.03126*, 2016.
- [54] Jun-Yan Zhu, Taesung Park, Phillip Isola, and Alexei A Efros. Unpaired image-to-image translation using cycle-consistent adversarial networks. In *Proceedings of the IEEE international conference on computer vision*, pages 2223–2232, 2017.
- [55] Martin Arjovsky, Soumith Chintala, and Léon Bottou. Wasserstein generative adversarial networks. In *International conference on machine learning*, pages 214–223. PMLR, 2017.
- [56] Ishaan Gulrajani, Faruk Ahmed, Martin Arjovsky, Vincent Dumoulin, and Aaron C Courville. Improved training of wasserstein gans. *Advances in neural information processing systems*, 30, 2017.
- [57] Andrew Brock, Jeff Donahue, and Karen Simonyan. Large scale gan training for high fidelity natural image synthesis. *arXiv preprint arXiv:1809.11096*, 2018.
- [58] Tero Karras, Samuli Laine, and Timo Aila. A style-based generator architecture for generative adversarial networks. In *Proceedings of the IEEE/CVF conference on computer vision and pattern recognition*, pages 4401–4410, 2019.
- [59] Emily L Denton, Soumith Chintala, Rob Fergus, et al. Deep generative image models using a laplacian pyramid of adversarial networks. *Advances in neural information processing systems*, 28, 2015.
- [60] Ming-Yu Liu and Oncel Tuzel. Coupled generative adversarial networks. *Advances in neural information processing systems*, 29, 2016.
- [61] Han Zhang, Ian Goodfellow, Dimitris Metaxas, and Augustus Odena. Self-attention generative adversarial networks. In *International conference on machine learning*, pages 7354–7363. PMLR, 2019.
- [62] Guo-Jun Qi. Loss-sensitive generative adversarial networks on lipschitz densities. *International Journal of Computer Vision*, 128(5):1118–1140, 2020.
- [63] Ming-Yu Liu, Xun Huang, Arun Mallya, Tero Karras, Timo Aila, Jaakko Lehtinen, and Jan Kautz. Few-shot unsupervised image-to-image translation. In *Proceedings of the IEEE/CVF International Conference on Computer Vision*, pages 10551–10560, 2019.
- [64] Taesung Park, Ming-Yu Liu, Ting-Chun Wang, and Jun-Yan Zhu. Semantic image synthesis with spatially-adaptive normalization. In *Proceedings of the IEEE/CVF conference on computer vision and pattern recognition*, pages 2337–2346, 2019.
- [65] Junho Kim, Minjae Kim, Hyeonwoo Kang, and Kwanghee Lee. U-gat-it: Unsupervised generative attentional networks with adaptive layer-instance normalization for image-to-image translation. *arXiv preprint arXiv:1907.10830*, 2019.
- [66] David Berthelot, Thomas Schumm, and Luke Metz. Began: Boundary equilibrium generative adversarial networks. *arXiv preprint arXiv:1703.10717*, 2017.
- [67] Urs Bergmann, Nikolay Jetchev, and Roland Vollgraf. Learning texture manifolds with the periodic spatial gan. *arXiv preprint arXiv:1705.06566*, 2017.
- [68] Chuan Li and Michael Wand. Precomputed real-time texture synthesis with markovian generative adversarial networks. In *European conference on computer vision*, pages 702–716. Springer, 2016.
- [69] Nikolay Jetchev, Urs Bergmann, and Roland Vollgraf. Texture synthesis with spatial generative adversarial networks. *arXiv preprint arXiv:1611.08207*, 2016.
- [70] Chunwei Tian, Haoyang Gao, Pengwei Wang, and Bob Zhang. An enhanced gan for image generation. *Computers, Materials & Continua*, 80(1), 2024.
- [71] Na Wang, Ruoyan Chen, and Kang Xu. A real-time object detection solution and its application in transportation. In *2021 International Conference on Communications, Information System and Computer Engineering (CISCE)*, pages 486–491. IEEE, 2021.
- [72] Thanawit Gerdprasert and Shingo Mabu. Object detection for chest x-ray image diagnosis using deep learning with pseudo labeling. In *2021 IEEE 12th International Workshop on Computational Intelligence and Applications (IWCI/A)*, pages 1–5. IEEE, 2021.
- [73] Zhengxia Zou, Zhenwei Shi, Yuhong Guo, and Jieping Ye. Object detection in 20 years: A survey. *arXiv preprint arXiv:1905.05055*, 2019.
- [74] Kiana Ehsani, Roozbeh Mottaghi, and Ali Farhadi. Segan: Segmenting and generating the invisible. In *Proceedings of the IEEE conference on computer vision and pattern recognition*, pages 6144–6153, 2018.

- [75] Jianan Li, Xiaodan Liang, Yunchao Wei, Tingfa Xu, Jiashi Feng, and Shuicheng Yan. Perceptual generative adversarial networks for small object detection. In *Proceedings of the IEEE conference on computer vision and pattern recognition*, pages 1222–1230, 2017.
- [76] Yancheng Bai, Yongqiang Zhang, Mingli Ding, and Bernard Ghanem. Sod-mtgan: Small object detection via multi-task generative adversarial network. In *Proceedings of the European Conference on Computer Vision (ECCV)*, pages 206–221, 2018.
- [77] Qiang-Lin Yuan and Han-Ling Zhang. Ramt-gan: Realistic and accurate makeup transfer with generative adversarial network. *Image and Vision Computing*, 120:104400, 2022.
- [78] Phillip Isola, Jun-Yan Zhu, Tinghui Zhou, and Alexei A Efros. Image-to-image translation with conditional adversarial networks. In *Proceedings of the IEEE conference on computer vision and pattern recognition*, pages 1125–1134, 2017.
- [79] Bo Chang, Qiong Zhang, Shenqi Pan, and Lili Meng. Generating handwritten chinese characters using cyclegan. In *2018 IEEE winter conference on applications of computer vision (WACV)*, pages 199–207. IEEE, 2018.
- [80] Hongqian Chen, Mengxi Guan, and Hui Li. Arcyclegan: Improved cyclegan for style transferring of fruit images. *IEEE Access*, 9:46776–46787, 2021.
- [81] Sewoon Kim and Kwang-Hyun Park. U-net and residual-based cycle-gan for improving object transfiguration performance. *The Journal of Korea Robotics Society*, 13(1):1–7, 2018.
- [82] Qijing You, Cheng Wan, Jing Sun, Jianxin Shen, Hui Ye, and Qiuli Yu. Fundus image enhancement method based on cyclegan. In *2019 41st annual international conference of the IEEE engineering in medicine and biology society (EMBC)*, pages 4500–4503. IEEE, 2019.
- [83] Xie Bin, Wang Ning, and Fan You Wei. Correlation alignment total variation model and algorithm for style transfer. pages 243–256, 2020.
- [84] Roddy Cowie, Ellen Douglas-Cowie, Nicolas Tsapatsoulis, George Votsis, Stefanos Kollias, Winfried Fellenz, and John G Taylor. Emotion recognition in human-computer interaction. *IEEE Signal processing magazine*, 18(1):32–80, 2001.
- [85] Christine Guillemot and Olivier Le Meur. Image inpainting: Overview and recent advances. *IEEE signal processing magazine*, 31(1):127–144, 2013.
- [86] Omar Elharrouss, Noor Almaadeed, Somaya Al-Maadeed, and Younes Akbari. Image inpainting: A review. *Neural Processing Letters*, 51(2):2007–2028, 2020.
- [87] Ugur Demir and Gozde Unal. Patch-based image inpainting with generative adversarial networks. *arXiv preprint arXiv:1803.07422*, 2018.
- [88] Yijun Li, Sifei Liu, Jimei Yang, and Ming-Hsuan Yang. Generative face completion. In *Proceedings of the IEEE conference on computer vision and pattern recognition*, pages 3911–3919, 2017.
- [89] Xian Zhang, Xin Wang, Canghong Shi, Zhe Yan, Xiaojie Li, Bin Kong, Siwei Lyu, Bin Zhu, Jiancheng Lv, Youbing Yin, et al. De-gan: Domain embedded gan for high quality face image inpainting. *Pattern Recognition*, 124:108415, 2022.
- [90] Jiahui Yu, Zhe Lin, Jimei Yang, Xiaohui Shen, Xin Lu, and Thomas S Huang. Generative image inpainting with contextual attention. In *Proceedings of the IEEE conference on computer vision and pattern recognition*, pages 5505–5514, 2018.
- [91] Dwarikanath Mahapatra, Behzad Bozorgtabar, Sajini Hewavitharanage, and Rahil Garnavi. Image super resolution using generative adversarial networks and local saliency maps for retinal image analysis. In *International conference on medical image computing and computer-assisted intervention*, pages 382–390. Springer, 2017.
- [92] Tero Karras, Timo Aila, Samuli Laine, and Jaakko Lehtinen. Progressive growing of gans for improved quality, stability, and variation. *arXiv preprint arXiv:1710.10196*, 2017.
- [93] Xintao Wang, Ke Yu, Shixiang Wu, Jinjin Gu, Yihao Liu, Chao Dong, Yu Qiao, and Chen Change Loy. Esrgan: Enhanced super-resolution generative adversarial networks. In *Proceedings of the European conference on computer vision (ECCV) workshops*, pages 0–0, 2018.
- [94] Oh-Young Lee, Yoon-Ho Shin, and Jong-Ok Kim. Multi-perspective discriminators-based generative adversarial network for image super resolution. *IEEE Access*, 7:136496–136510, 2019.
- [95] Nathanaël Carraz Rakotonirina and Andry Rasoaivao. Esrgan+: Further improving enhanced super-resolution generative adversarial network. In *ICASSP 2020-2020 IEEE International Conference on Acoustics, Speech and Signal Processing (ICASSP)*, pages 3637–3641. IEEE, 2020.
- [96] Menglei Zhang and Qiang Ling. Supervised pixel-wise gan for face super-resolution. *IEEE Transactions on Multimedia*, 23:1938–1950, 2020.
- [97] Yuanfu Gong, Puyun Liao, Xiaodong Zhang, Lifei Zhang, Guanzhou Chen, Kun Zhu, Xiaoliang Tan, and Zhiyong Lv. Enlighten-gan for super resolution reconstruction in mid-resolution remote sensing images. *Remote Sensing*, 13(6):1104, 2021.
- [98] Fayaz Ali Dharejo, Farah Deeba, Yuanchun Zhou, Bhagwan Das, Munsif Ali Jatoti, Muhammad Zawish, Yi Du, and Xuezhi Wang. Twist-gan: Towards wavelet transform and transferred gan for spatio-temporal single image super

- resolution. *ACM Transactions on Intelligent Systems and Technology (TIST)*, 12(6):1–20, 2021.
- [99] Marwa S Moustafa and Sayed A Sayed. Satellite imagery super-resolution using squeeze-and-excitation-based gan. *International Journal of Aeronautical and Space Sciences*, 22(6):1481–1492, 2021.
  - [100] Jie Ma, Libao Zhang, and Jue Zhang. Sd-gan: Saliency-discriminated gan for remote sensing image superresolution. *IEEE Geoscience and Remote Sensing Letters*, 17(11):1973–1977, 2019.
  - [101] Shanlei Ko and Bi-Ru Dai. Multi-laplacian gan with edge enhancement for face super resolution. In *2020 25th International Conference on Pattern Recognition (ICPR)*, pages 3505–3512. IEEE, 2021.
  - [102] Zihan Ding, Xiao-Yang Liu, Miao Yin, and Linghe Kong. Tgan: Deep tensor generative adversarial nets for large image generation. *arXiv preprint arXiv:1901.09953*, 2019.
  - [103] Masoumeh Zareapoor, M Emre Celebi, and Jie Yang. Diverse adversarial network for image super-resolution. *Signal Processing: Image Communication*, 74:191–200, 2019.
  - [104] Hantong Xing, Min Bao, Yachao Li, Lin Shi, and Mengdao Xing. Deep mutual gan for life-detection radar super resolution. *IEEE Geoscience and Remote Sensing Letters*, 19:1–5, 2021.
  - [105] Pourya Shamsolmoali, Masoumeh Zareapoor, Ruili Wang, Deepak Kumar Jain, and Jie Yang. G-ganizr: Gradual generative adversarial network for image super resolution. *Neurocomputing*, 366:140–153, 2019.
  - [106] Jiabo Ma, Jingya Yu, Sibao Liu, Li Chen, Xu Li, Jie Feng, Zhixing Chen, Shaoqun Zeng, Xiuli Liu, and Shenghua Cheng. Pathsgan: multi-supervised super-resolution for cytopathological images using generative adversarial network. *IEEE Transactions on Medical Imaging*, 39(9):2920–2930, 2020.
  - [107] Wenlong Cheng, Mingbo Zhao, Zhiling Ye, and Shuhang Gu. Mfagan: A compression framework for memory-efficient on-device super-resolution gan. *arXiv preprint arXiv:2107.12679*, 2021.
  - [108] Christian Ledig, Lucas Theis, Ferenc Huszár, Jose Caballero, Andrew Cunningham, Alejandro Acosta, Andrew Aitken, Alykhan Tejani, Johannes Totz, Zehan Wang, et al. Photo-realistic single image super-resolution using a generative adversarial network. In *Proceedings of the IEEE conference on computer vision and pattern recognition*, pages 4681–4690, 2017.
  - [109] Alexia Jolicœur-Martineau. The relativistic discriminator: a key element missing from standard gan. *arXiv preprint arXiv:1807.00734*, 2018.
  - [110] Yue Shi, Liangxiu Han, Lianghao Han, Sheng Chang, Tongle Hu, and Darren Dancey. A Latent Encoder Coupled Generative Adversarial Network (LE-GAN) for Efficient Hyperspectral Image Super-resolution. *arXiv e-prints*, page arXiv:2111.08685, November 2021.
  - [111] Younggeun Kim and Donghee Son. Noise conditional flow model for learning the super-resolution space. In *Proceedings of the IEEE/CVF Conference on Computer Vision and Pattern Recognition*, pages 424–432, 2021.
  - [112] Wenbo Li, Kun Zhou, Lu Qi, Liying Lu, Nianjuan Jiang, Jiangbo Lu, and Jiaya Jia. Best-buddy gans for highly detailed image super-resolution. *arXiv preprint arXiv:2103.15295*, 2021.
  - [113] Meng Xu, Zhihao Wang, Jiasong Zhu, Xiuping Jia, and Sen Jia. Multi-attention generative adversarial network for remote sensing image super-resolution. *arXiv preprint arXiv:2107.06536*, 2021.
  - [114] Yan Xia, Nishant Ravikumar, John P Greenwood, Stefan Neubauer, Steffen E Petersen, and Alejandro F Frangi. Super-resolution of cardiac mr cine imaging using conditional gans and unsupervised transfer learning. *Medical Image Analysis*, 71:102037, 2021.
  - [115] Bekir Z Demiray, Muhammed Sit, and Ibrahim Demir. D-srgan: Dem super-resolution with generative adversarial networks. *SN Computer Science*, 2(1):1–11, 2021.
  - [116] Yuan Ma, Kewen Liu, Hongxia Xiong, Panpan Fang, Xiaojun Li, Yalei Chen, Zejun Yan, Zhijun Zhou, and Chaoyang Liu. Medical image super-resolution using a relativistic average generative adversarial network. *Nuclear Instruments and Methods in Physics Research Section A: Accelerators, Spectrometers, Detectors and Associated Equipment*, 992:165053, 2021.
  - [117] Kai Zhang, Wangmeng Zuo, Shuhang Gu, and Lei Zhang. Learning deep cnn denoiser prior for image restoration. In *Proceedings of the IEEE conference on computer vision and pattern recognition*, pages 3929–3938, 2017.
  - [118] Jingwei Guan, Cheng Pan, Songnan Li, and Dahai Yu. Srdgan: learning the noise prior for super resolution with dual generative adversarial networks. *arXiv preprint arXiv:1903.11821*, 2019.
  - [119] Kelvin CK Chan, Xintao Wang, Xiangyu Xu, Jinwei Gu, and Chen Change Loy. Glean: Generative latent bank for large-factor image super-resolution. In *Proceedings of the IEEE/CVF Conference on Computer Vision and Pattern Recognition*, pages 14245–14254, 2021.
  - [120] Shaowen Liu, Yifan Yang, Qi Li, Huajun Feng, Zhihai Xu, Yueting Chen, and Lei Liu. Infrared image super resolution using gan with infrared image prior. In *2019 IEEE 4th International Conference on Signal and Image Processing (ICSIP)*, pages 1004–1009. IEEE, 2019.
  - [121] Wenlong Zhang, Yihao Liu, Chao Dong, and Yu Qiao. Ranksrgan: Generative adversarial networks with ranker for image super-resolution. In *Proceedings of the IEEE/CVF International Conference on Computer Vision*, pages 3096–3105, 2019.

- [122] Xining Zhu, Lin Zhang, Lijun Zhang, Xiao Liu, Ying Shen, and Shengjie Zhao. Gan-based image super-resolution with a novel quality loss. *Mathematical Problems in Engineering*, 2020, 2020.
- [123] Dario Fuoli, Luc Van Gool, and Radu Timofte. Fourier space losses for efficient perceptual image super-resolution. In *Proceedings of the IEEE/CVF International Conference on Computer Vision*, pages 2360–2369, 2021.
- [124] Faezehsadat Shahidi. Breast cancer histopathology image super-resolution using wide-attention gan with improved wasserstein gradient penalty and perceptual loss. *IEEE Access*, 9:32795–32809, 2021.
- [125] Ali Shahsavari, Sima Ranjbari, and Toktam Khatibi. Proposing a novel cascade ensemble super resolution generative adversarial network (cesr-gan) method for the reconstruction of super-resolution skin lesion images. *Informatics in Medicine Unlocked*, 24:100628, 2021.
- [126] Mohammed Ahmed Talab, Suryanti Awang, and Saif Al-din M Najim. Super-low resolution face recognition using integrated efficient sub-pixel convolutional neural network (espcn) and convolutional neural network (cnn). In *2019 IEEE International Conference on Automatic Control and Intelligent Systems (I2CACIS)*, pages 331–335. IEEE, 2019.
- [127] Xiaoyan Hu, Xiangjun Liu, Zechen Wang, Xinran Li, Wenqiang Peng, and Guang Cheng. Rtsrgan: Real-time super-resolution generative adversarial networks. In *2019 Seventh International Conference on Advanced Cloud and Big Data (CBD)*, pages 321–326. IEEE, 2019.
- [128] Muhammad Adil, Saqib Mamoon, Ali Zakir, Muhammad Arslan Manzoor, and Zhichao Lian. Multi scale-adaptive super-resolution person re-identification using gan. *IEEE Access*, 8:177351–177362, 2020.
- [129] Yi Wang, Syed Muhammad Arsalan Bashir, Mahrukh Khan, Qudrat Ullah, Rui Wang, Yilin Song, Zhe Guo, and Yilong Niu. Remote sensing image super-resolution and object detection: Benchmark and state of the art. *Expert Systems with Applications*, page 116793, 2022.
- [130] Minghui Zhang, Wu Liu, and Huadong Ma. Joint license plate super-resolution and recognition in one multi-task gan framework. In *2018 IEEE International Conference on Acoustics, Speech and Signal Processing (ICASSP)*, pages 1443–1447. IEEE, 2018.
- [131] Ming-Chao Xu, Fei Yin, and Cheng-Lin Liu. Srr-gan: Super-resolution based recognition with gan for low-resolved text images. In *2020 17th International Conference on Frontiers in Handwriting Recognition (ICFHR)*, pages 1–6. IEEE, 2020.
- [132] Pengcheng Li, Zhangyu Li, Xiongwen Pang, Hui Wang, Weiwei Lin, and Wentai Wu. Multi-scale residual denoising gan model for producing super-resolution cta images. *Journal of Ambient Intelligence and Humanized Computing*, 13(3):1515–1524, 2022.
- [133] Grace Ugochi Nneji, Jingye Cai, Happy Nkanta Monday, Md Altab Hossin, Saifun Nahar, Goodness Temofe Mgbejime, and Jianhua Deng. Fine-tuned siamese network with modified enhanced super-resolution gan plus based on low-quality chest x-ray images for covid-19 identification. *Diagnostics*, 12(3):717, 2022.
- [134] Hendrik Tampubolon, Aji Setyoko, and Fanindia Purnamasari. Snpe-srgan: Lightweight generative adversarial networks for single-image super-resolution on mobile using snpe framework. In *Journal of Physics: Conference Series*, volume 1898, page 012038. IOP Publishing, 2021.
- [135] Kuan Zhang, Haoji Hu, Kenneth Philbrick, Gian Marco Conte, Joseph D Sobek, Pouria Rouzrokh, and Bradley J Erickson. Soup-gan: Super-resolution mri using generative adversarial networks. *Tomography*, 8(2):905–919, 2022.
- [136] Chenyu You, Guang Li, Yi Zhang, Xiaoliu Zhang, Hongming Shan, Mengzhou Li, Shenghong Ju, Zhen Zhao, Zhuiyang Zhang, Wenxiang Cong, et al. Ct super-resolution gan constrained by the identical, residual, and cycle learning ensemble (gan-circle). *IEEE transactions on medical imaging*, 39(1):188–203, 2019.
- [137] Limin Xia, Jiahui Zhu, and Zhimin Yu. Real-world person re-identification via super-resolution and semi-supervised methods. *IEEE Access*, 9:35834–35845, 2021.
- [138] Xin Jiang, Mingzhe Liu, Feixiang Zhao, Xianghe Liu, and Helen Zhou. A novel super-resolution ct image reconstruction via semi-supervised generative adversarial network. *Neural Computing and Applications*, 32(18):14563–14578, 2020.
- [139] Nicolo Savioli, Antonio de Marvao, Wenjia Bai, Shuo Wang, Stuart A Cook, Calvin WL Chin, Daniel Rueckert, and Declan P O'Regan. Joint semi-supervised 3d super-resolution and segmentation with mixed adversarial gaussian domain adaptation. *arXiv preprint arXiv:2107.07975*, 2021.
- [140] Yuan Yuan, Siyuan Liu, Jiawei Zhang, Yongbing Zhang, Chao Dong, and Liang Lin. Unsupervised image super-resolution using cycle-in-cycle generative adversarial networks. In *Proceedings of the IEEE Conference on Computer Vision and Pattern Recognition Workshops*, pages 701–710, 2018.
- [141] Tianyu Zhao, Wenqi Ren, Changqing Zhang, Dongwei Ren, and Qinghua Hu. Unsupervised degradation learning for single image super-resolution. *arXiv preprint arXiv:1812.04240*, 2018.
- [142] Yongbing Zhang, Siyuan Liu, Chao Dong, Xinfeng Zhang, and Yuan Yuan. Multiple cycle-in-cycle generative adversarial networks for unsupervised image super-resolution. *IEEE transactions on Image Processing*, 29:1101–1112, 2019.
- [143] Kalpesh Prajapati, Vishal Chudasama, Heena Patel, Kishor Upla, Raghavendra Ramachandra, Kiran Raja, and Christoph Busch. Unsupervised single image super-resolution network (usisresnet) for real-world data using generative

- adversarial network. In *Proceedings of the IEEE/CVF Conference on Computer Vision and Pattern Recognition Workshops*, pages 464–465, 2020.
- [144] Assaf Shocher, Shai Bagon, Phillip Isola, and Michal Irani. Ingan: Capturing and remapping the "dna" of a natural image. *arXiv preprint arXiv:1812.00231*, 2018.
  - [145] Shuailong Lian, Hejian Zhou, and Yi Sun. Fg-srgan: a feature-guided super-resolution generative adversarial network for unpaired image super-resolution. In *International Symposium on Neural Networks*, pages 151–161. Springer, 2019.
  - [146] Jiayu Wang, Wengang Zhou, Guo-Jun Qi, Zhongqian Fu, Qi Tian, and Houqiang Li. Transformation gan for unsupervised image synthesis and representation learning. In *Proceedings of the IEEE/CVF conference on computer vision and pattern recognition*, pages 472–481, 2020.
  - [147] Shuaijun Chen, Zhen Han, Enyan Dai, Xu Jia, Ziluan Liu, Liu Xing, Xueyi Zou, Chunjing Xu, Jianzhuang Liu, and Qi Tian. Unsupervised image super-resolution with an indirect supervised path. In *Proceedings of the IEEE/CVF Conference on Computer Vision and Pattern Recognition Workshops*, pages 468–469, 2020.
  - [148] Gwanta Kim, Jaihyun Park, Kanghyu Lee, Junyeop Lee, Jeongki Min, Bokyeung Lee, David K Han, and Hanseok Ko. Unsupervised real-world super resolution with cycle generative adversarial network and domain discriminator. In *Proceedings of the IEEE/CVF Conference on Computer Vision and Pattern Recognition Workshops*, pages 456–457, 2020.
  - [149] Andreas Lugmayr, Martin Danelljan, and Radu Timofte. Unsupervised learning for real-world super-resolution. In *2019 IEEE/CVF International Conference on Computer Vision Workshop (ICCVW)*, pages 3408–3416. IEEE, 2019.
  - [150] Indranil Guha, Syed Ahmed Nadeem, Xiaoliu Zhang, Steven M Levy, James C Torner, and Punam K Saha. Unsupervised gan-circle for high-resolution reconstruction of bone microstructure from low-resolution ct scans. In *Medical Imaging 2021: Biomedical Applications in Molecular, Structural, and Functional Imaging*, volume 11600, page 116001F. International Society for Optics and Photonics, 2021.
  - [151] Guimin Lin, Qingxiang Wu, Liang Chen, Lida Qiu, Xuan Wang, Tianjian Liu, and Xiyao Chen. Deep unsupervised learning for image super-resolution with generative adversarial network. *Signal Processing: Image Communication*, 68:88–100, 2018.
  - [152] Vineeta Das, Samarendra Dandapat, and Prabin Kumar Bora. Unsupervised super-resolution of oct images using generative adversarial network for improved age-related macular degeneration diagnosis. *IEEE Sensors Journal*, 20(15):8746–8756, 2020.
  - [153] Jiaming Wang, Zhenfeng Shao, Xiao Huang, Tao Lu, Ruiqian Zhang, and Jiayi Ma. Enhanced image prior for unsupervised remoting sensing super-resolution. *Neural Networks*, 143:400–412, 2021.
  - [154] Ning Zhang, Yongcheng Wang, Xin Zhang, Dongdong Xu, and Xiaodong Wang. An unsupervised remote sensing single-image super-resolution method based on generative adversarial network. *IEEE Access*, 8:29027–29039, 2020.
  - [155] Changhee Han, Leonardo Rundo, Kohei Murao, Tomoyuki Noguchi, Yuki Shimahara, Zoltán Ádám Milacski, Saori Koshino, Evis Sala, Hideki Nakayama, and Shin'ichi Satoh. Madgan: Unsupervised medical anomaly detection gan using multiple adjacent brain mri slice reconstruction. *BMC bioinformatics*, 22(2):1–20, 2021.
  - [156] Shaolei Zhang, Guangyuan Fu, Hongqiao Wang, and Yuqing Zhao. Degradation learning for unsupervised hyperspectral image super-resolution based on generative adversarial network. *Signal, Image and Video Processing*, 15(8):1695–1703, 2021.
  - [157] Kalpesh Prajapati, Vishal Chudasama, Heena Patel, Kishor Upla, Kiran Raja, Raghavendra Ramachandra, and Christoph Busch. Unsupervised real-world super-resolution using variational auto-encoder and generative adversarial network. In *International Conference on Pattern Recognition*, pages 703–718. Springer, 2021.
  - [158] Jianan Cui, Kuang Gong, Paul Han, Huafeng Liu, and Quanzheng Li. Unsupervised arterial spin labeling image superresolution via multiscale generative adversarial network. *Medical Physics*, 2022.
  - [159] Shengqu Cai, Anton Obukhov, Dengxin Dai, and Luc Van Gool. Pix2nerf: Unsupervised conditional pi-gan for single image to neural radiance fields translation. *arXiv preprint arXiv:2202.13162*, 2022.
  - [160] Eric R Chan, Marco Monteiro, Petr Kellnhofer, Jiajun Wu, and Gordon Wetzstein. pi-gan: Periodic implicit generative adversarial networks for 3d-aware image synthesis. In *Proceedings of the IEEE/CVF conference on computer vision and pattern recognition*, pages 5799–5809, 2021.
  - [161] Joonkyu Park, Sanghyun Son, and Kyoung Mu Lee. Content-aware local gan for photo-realistic super-resolution. In *Proceedings of the IEEE/CVF International Conference on Computer Vision*, pages 10585–10594, 2023.
  - [162] Yunhe Li, Lunqiang Chen, Bo Li, and Huiyan Zhao. 4× super-resolution of unsupervised ct images based on gan. *IET Image Processing*, 17(8):2362–2374, 2023.
  - [163] Haoyu Ren, Amin Kheradmand, Mostafa El-Khamy, Shuangquan Wang, Dongwoon Bai, and Jungwon Lee. Real-world super-resolution using generative adversarial networks. In *Proceedings of the IEEE/CVF Conference on Computer Vision and Pattern Recognition Workshops*, pages 436–437, 2020.
  - [164] Jianrui Cai, Hui Zeng, Hongwei Yong, Zisheng Cao, and Lei Zhang. Toward real-world single image super-resolution: A new benchmark and a new model. In *Proceedings of the IEEE/CVF International Conference on Computer Vision*, pages 3086–3095, 2019.

- [165] Pengxu Wei, Ziwei Xie, Hannan Lu, Zongyuan Zhan, Qixiang Ye, Wangmeng Zuo, and Liang Lin. Component divide-and-conquer for real-world image super-resolution. In *Computer Vision—ECCV 2020: 16th European Conference, Glasgow, UK, August 23–28, 2020, Proceedings, Part VIII* 16, pages 101–117. Springer, 2020.
- [166] Alex Krizhevsky, Geoffrey Hinton, et al. Learning multiple layers of features from tiny images. 2009.
- [167] Dong Wang and Xiaoyang Tan. Unsupervised feature learning with c-svddnet. *Pattern Recognition*, 60:473–485, 2016.
- [168] Yinda Zhang, Fisher Yu, Shuran Song, Pingmei Xu, Ari Seff, and Jianxiong Xiao. Large-scale scene understanding challenge: Room layout estimation. In *CVPR Workshop*, 2015.
- [169] Olga Russakovsky, Jia Deng, Hao Su, Jonathan Krause, Sanjeev Satheesh, Sean Ma, Zhiheng Huang, Andrej Karpathy, Aditya Khosla, Michael Bernstein, et al. Imagenet large scale visual recognition challenge. *International journal of computer vision*, 115(3):211–252, 2015.
- [170] Ziwei Liu, Ping Luo, Xiaogang Wang, and Xiaoou Tang. Deep learning face attributes in the wild. In *Proceedings of the IEEE international conference on computer vision*, pages 3730–3738, 2015.
- [171] Eirikur Agustsson and Radu Timofte. Ntire 2017 challenge on single image super-resolution: Dataset and study. In *Proceedings of the IEEE conference on computer vision and pattern recognition workshops*, pages 126–135, 2017.
- [172] Yingqian Wang, Longguang Wang, Jungang Yang, Wei An, and Yulan Guo. Flickr1024: A large-scale dataset for stereo image super-resolution. In *Proceedings of the IEEE/CVF International Conference on Computer Vision Workshops*, pages 0–0, 2019.
- [173] Xintao Wang, Ke Yu, Chao Dong, and Chen Change Loy. Recovering realistic texture in image super-resolution by deep spatial feature transform. In *Proceedings of the IEEE conference on computer vision and pattern recognition*, pages 606–615, 2018.
- [174] Weiwei Zhang, Jian Sun, and Xiaoou Tang. Cat head detection-how to effectively exploit shape and texture features. In *European conference on computer vision*, pages 802–816. Springer, 2008.
- [175] Liang Zheng, Liyue Shen, Lu Tian, Shengjin Wang, Jingdong Wang, and Qi Tian. Scalable person re-identification: A benchmark. In *Proceedings of the IEEE international conference on computer vision*, pages 1116–1124, 2015.
- [176] Ergys Ristani, Francesco Solera, Roger Zou, Rita Cucchiara, and Carlo Tomasi. Performance measures and a data set for multi-target, multi-camera tracking. In *European conference on computer vision*, pages 17–35. Springer, 2016.
- [177] Zhedong Zheng, Liang Zheng, and Yi Yang. Unlabeled samples generated by gan improve the person re-identification baseline in vitro. In *Proceedings of the IEEE international conference on computer vision*, pages 3754–3762, 2017.
- [178] Yann LeCun, Léon Bottou, Yoshua Bengio, and Patrick Haffner. Gradient-based learning applied to document recognition. *Proceedings of the IEEE*, 86(11):2278–2324, 1998.
- [179] Mark Everingham, Luc Van Gool, Christopher KI Williams, John Winn, and Andrew Zisserman. The pascal visual object classes (voc) challenge. *International journal of computer vision*, 88(2):303–338, 2010.
- [180] Marco Bevilacqua, Aline Roumy, Christine Guillemot, and Marie Line Alberi-Morel. Low-complexity single-image super-resolution based on nonnegative neighbor embedding. 2012.
- [181] Roman Zeyde, Michael Elad, and Matan Protter. On single image scale-up using sparse-representations. In *International conference on curves and surfaces*, pages 711–730. Springer, 2010.
- [182] David Martin, Charless Fowlkes, Doron Tal, and Jitendra Malik. A database of human segmented natural images and its application to evaluating segmentation algorithms and measuring ecological statistics. In *Proceedings Eighth IEEE International Conference on Computer Vision. ICCV 2001*, volume 2, pages 416–423. IEEE, 2001.
- [183] Jia-Bin Huang, Abhishek Singh, and Narendra Ahuja. Single image super-resolution from transformed self-exemplars. In *Proceedings of the IEEE conference on computer vision and pattern recognition*, pages 5197–5206, 2015.
- [184] Cheng Chen, Xiaoliu Zhang, Junfeng Guo, Dakai Jin, Elena M Letuchy, Trudy L Burns, Steven M Levy, Eric A Hoffman, and Punam K Saha. Quantitative imaging of peripheral trabecular bone microarchitecture using mdct. *Medical physics*, 45(1):236–249, 2018.
- [185] C McCollough, B Chen, D Holmes, X Duan, Z Yu, L Xu, S Leng, and J Fletcher. Low dose ct image and projection data [data set]. *The Cancer Imaging Archive*, 2020.
- [186] Wei Li, Rui Zhao, Tong Xiao, and Xiaogang Wang. Deepreid: Deep filter pairing neural network for person re-identification. In *Proceedings of the IEEE conference on computer vision and pattern recognition*, pages 152–159, 2014.
- [187] Longhui Wei, Shiliang Zhang, Wen Gao, and Qi Tian. Person transfer gan to bridge domain gap for person re-identification. In *Proceedings of the IEEE conference on computer vision and pattern recognition*, pages 79–88, 2018.
- [188] Arnaud Arindra Adiyoso Setio, Alberto Traverso, Thomas De Bel, Moira SN Berens, Cas Van Den Bogaard, Piergiorgio Cerello, Hao Chen, Qi Dou, Maria Evelina Fantacci, Bram Geurts, et al. Validation, comparison, and combination of algorithms for automatic detection of pulmonary nodules in computed tomography images: the luna16 challenge. *Medical image analysis*, 42:1–13, 2017.
- [189] Kingsley Kuan, Mathieu Ravaut, Gaurav Manek, Huiling Chen, Jie Lin, Babar Nazir, Cen Chen, Tse Chiang Howe, Zeng Zeng, and Vijay Chandrasekhar. Deep learning for lung cancer detection: tackling the kaggle data science bowl

- 2017 challenge. *arXiv preprint arXiv:1705.09435*, 2017.
- [190] Mark Woodbridge, Gianlorenzo Fagiolo, and Declan P O'Regan. Mridb: medical image management for biobank research. *Journal of digital imaging*, 26(5):886–890, 2013.
  - [191] Clare Bycroft, Colin Freeman, Desislava Petkova, Gavin Band, Lloyd T Elliott, Kevin Sharp, Allan Motyer, Damjan Vukcevic, Olivier Delaneau, Jared O'Connell, et al. The uk biobank resource with deep phenotyping and genomic data. *Nature*, 562(7726):203–209, 2018.
  - [192] Shuo Yang, Ping Luo, Chen Change Loy, and Xiaoou Tang. Wider face: A face detection benchmark. In *IEEE Conference on Computer Vision and Pattern Recognition (CVPR)*, 2016.
  - [193] Andreas Lugmayr, Martin Danelljan, and Radu Timofte. Ntire 2020 challenge on real-world image super-resolution: Methods and results. In *Proceedings of the IEEE/CVF Conference on Computer Vision and Pattern Recognition Workshops*, pages 494–495, 2020.
  - [194] Hanhe Lin, Vlad Hosu, and Dietmar Saupe. Kadid-10k: A large-scale artificially distorted iqa database. In *2019 Eleventh International Conference on Quality of Multimedia Experience (QoMEX)*, pages 1–3. IEEE, 2019.
  - [195] Andrey Ignatov, Nikolay Kobyshev, Radu Timofte, Kenneth Vanhoey, and Luc Van Gool. Dslr-quality photos on mobile devices with deep convolutional networks. In *Proceedings of the IEEE International Conference on Computer Vision*, pages 3277–3285, 2017.
  - [196] Radu Timofte, Shuhang Gu, Jiqing Wu, and Luc Van Gool. Ntire 2018 challenge on single image super-resolution: Methods and results. In *Proceedings of the IEEE conference on computer vision and pattern recognition workshops*, pages 852–863, 2018.
  - [197] Adrian Bulat and Georgios Tzimiropoulos. How far are we from solving the 2d & 3d face alignment problem?(and a dataset of 230,000 3d facial landmarks). In *Proceedings of the IEEE International Conference on Computer Vision*, pages 1021–1030, 2017.
  - [198] Fisher Yu, Ari Seff, Yinda Zhang, Shuran Song, Thomas Funkhouser, and Jianxiong Xiao. Lsun: Construction of a large-scale image dataset using deep learning with humans in the loop. *arXiv preprint arXiv:1506.03365*, 2015.
  - [199] Jianchao Yang, John Wright, Thomas S Huang, and Yi Ma. Image super-resolution via sparse representation. *IEEE transactions on image processing*, 19(11):2861–2873, 2010.
  - [200] Jimei Yang, Brian Price, Scott Cohen, Honglak Lee, and Ming-Hsuan Yang. Object contour detection with a fully convolutional encoder-decoder network. In *Proceedings of the IEEE conference on computer vision and pattern recognition*, pages 193–202, 2016.
  - [201] Leyuan Fang, Shutao Li, Ryan P McNabb, Qing Nie, Anthony N Kuo, Cynthia A Toth, Joseph A Izatt, and Sina Farsiu. Fast acquisition and reconstruction of optical coherence tomography images via sparse representation. *IEEE transactions on medical imaging*, 32(11):2034–2049, 2013.
  - [202] Leyuan Fang, Shutao Li, Qing Nie, Joseph A Izatt, Cynthia A Toth, and Sina Farsiu. Sparsity based denoising of spectral domain optical coherence tomography images. *Biomedical optics express*, 3(5):927–942, 2012.
  - [203] Yi Yang and Shawn Newsam. Bag-of-visual-words and spatial extensions for land-use classification. In *Proceedings of the 18th SIGSPATIAL international conference on advances in geographic information systems*, pages 270–279, 2010.
  - [204] Gong Cheng, Junwei Han, and Xiaoqiang Lu. Remote sensing image scene classification: Benchmark and state of the art. *Proceedings of the IEEE*, 105(10):1865–1883, 2017.
  - [205] Dengxin Dai and Wen Yang. Satellite image classification via two-layer sparse coding with biased image representation. *IEEE Geoscience and Remote Sensing Letters*, 8(1):173–176, 2010.
  - [206] Yochai Blau, Roey Mechrez, Radu Timofte, Tomer Michaeli, and Lihi Zelnik-Manor. The 2018 pirm challenge on perceptual image super-resolution. In *Proceedings of the European Conference on Computer Vision (ECCV) Workshops*, pages 0–0, 2018.
  - [207] Anh Nguyen, Jeff Clune, Yoshua Bengio, Alexey Dosovitskiy, and Jason Yosinski. Plug & play generative networks: Conditional iterative generation of images in latent space. In *Proceedings of the IEEE conference on computer vision and pattern recognition*, pages 4467–4477, 2017.
  - [208] Takeru Miyato and Masanori Koyama. cgans with projection discriminator. *arXiv preprint arXiv:1802.05637*, 2018.
  - [209] Adam Paszke, Sam Gross, Francisco Massa, Adam Lerer, James Bradbury, Gregory Chanan, Trevor Killeen, Zeming Lin, Natalia Gimelshein, Luca Antiga, et al. Pytorch: An imperative style, high-performance deep learning library. *Advances in neural information processing systems*, 32, 2019.
  - [210] Peter Goldsborough. A tour of tensorflow. *arXiv preprint arXiv:1610.01178*, 2016.
  - [211] Shunta Maeda. Unpaired image super-resolution using pseudo-supervision. In *Proceedings of the IEEE/CVF Conference on Computer Vision and Pattern Recognition*, pages 291–300, 2020.
  - [212] Chunwei Tian, Lunke Fei, Wenxian Zheng, Yong Xu, Wangmeng Zuo, and Chia-Wen Lin. Deep learning on image denoising: An overview. *Neural Networks*, 131:251–275, 2020.
  - [213] Kai Han, An Xiao, Enhua Wu, Jianyuan Guo, Chunjing Xu, and Yunhe Wang. Transformer in transformer. *Advances in Neural Information Processing Systems*, 34, 2021.