

FieldFuzz: Enabling vulnerability discovery in Industrial Control Systems supply chain using stateful system-level fuzzing

Andrei Bytes¹, Prashant Hari Narayan Rajput², Michail Maniatakos³, and Jianying Zhou¹

¹Singapore University of Technology and Design

²NYU Tandon School of Engineering

³New York University Abu Dhabi

Abstract

With the advent of the fourth industrial revolution, Programmable Logic Controllers (PLCs) used as field devices, have been growing in their sophistication, offering extensive smart features, such as remote connectivity, support for standardized cryptography, and visualization. Such computational platforms incorporate components from various sources (vendor, platform provider, open-source), bringing along their associated vulnerabilities. This, combined with the increase in reliance on the Industrial Internet of Things (IIoT) devices for automation and feedback, has opened previously airtight networks to remote attacks. Furthermore, modern PLCs often employ commodity software such as Linux on ARM, further expanding the threat surface towards traditional vulnerabilities. Security analysis of Operational Technology (OT) software, specifically, the control runtime and IEC applications, remains relatively unexplored due to its proprietary nature. In this work, we implement FieldFuzz, a methodology for discovering supply chain vulnerabilities in every PLC component using stateful black-box fuzzing without the requirement of a real device. FieldFuzz has been built using the Codesys v3 protocol, making it applicable to at least 80 industrial device vendors ranging from over 400 devices. Fuzzing campaigns uncovered multiple vulnerabilities, leading to three reported CVE IDs. To study the cross-platform applicability of FieldFuzz, we reproduce the findings on a diverse set of Industrial Control System (ICS) devices, showing a significant improvement over the state-of-the-art.

1 Introduction

Industrial Control Systems (ICS) is a collective term to describe devices used to regulate automated industrial processes. Critical infrastructure such as desalination plants, smart grids, transportation systems, and the nu-

clear sector utilize ICS devices to control critical physical processes. Today, ICS devices and their associated protocols are used in almost every industrial sector and critical infrastructure. However, due to the increased reliance on such devices, a security vulnerability open to exploitation can devastatingly impact human lives and physical property.

The OT sector has been the target of several high-profile cyber attacks in the past. For instance, the 2016 attack on the Ukraine power grid, initiated with a successful spear-phishing campaign and resulted in several outages for approximately three hours [25]. Likewise, it is also possible to attack the industrial control logic that runs a physical process in critical infrastructure, studied in literature at the source code level [44].

The control program (implemented with IEC 61131-3 programming language) runs an industrial physical process by receiving inputs from sensors, performing arithmetic operations, and sending output to actuators on a field device: the programmable logic controller (PLC), executing cyclically. Modification attacks against such IEC binaries have been explored in [34] and [30] where the authors reverse engineered the process structure and operation to generate unsafe behavior by directly changing the variables. The Stuxnet incident also involved the modification of the PLC control logic, which acted as a timebomb and scheduled sending malicious packets to the controllers of the centrifuges of a nuclear fuel refinement system.

The Integrated Development Environments (IDEs), compilers, program structure, and operation of these IEC binaries have traditionally been a proprietary secret for manufacturers. However, with the more uniform nature of the field devices and their growing computation power, many device vendors are switching to generic frameworks for both the device runtime and the engineering workstation by white-labeling. One of such Original Equipment Manufacturer (OEM) generic frameworks is the Codesys runtime, which is at the heart of ≈ 80

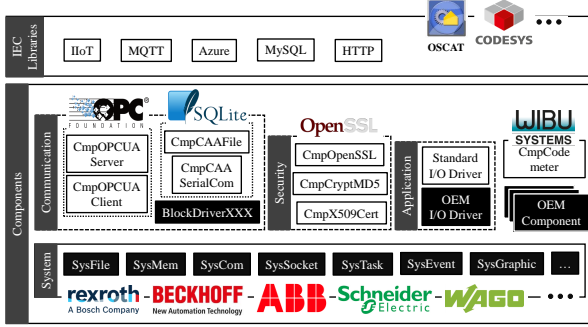


Figure 1: Device manufacturers implement system components represented by black boxes. In addition, a diverse set of organizations implement other communication, security, generic components, and IEC libraries.

industrial device vendors ranging over 400 devices, including manufacturers such as Schneider Automation, Bosch Rexroth, Wago, and Hitachi Europe [19]. Thus, the transition to generic OEM runtime frameworks is expected to increase, as evident by the growing popularity of Codesys. Authors in [47] estimate that currently, active Codesys devices occupy a minimum of $\approx 20\%$ of the active PLCs worldwide.

At the same time, generic frameworks also allow seamless inclusion of “smart” features to the ICS devices, such as encrypted remote communication (by including OpenSSL), advanced visualization capabilities (by including web server support for engineers to connect to the PLC through HTTP), database support (by including SQLite), and more. Since a wealth of mature open-source packages exist for these features, the vendors can opt to integrate them into their environment instead of developing their own version. This, however, creates a *supply chain risk*, as the final runtime is a collection of components from various sources, as depicted in Fig. 1: Components can be developed by Codesys, by the vendor themselves, or can be adopted open-source libraries. This mix of component sources further exacerbates the PLC security problem.

The restrictive proprietary nature of the automation software for ICS and vendor-specific IEC application binary format and specification is reflected in limited security research on the topic. The published works in the domain utilize behavior modeling [4, 37, 35, 51, 50], generation of safety and security specifications [26, 6, 49], and security verification with model checking or theorem proving [5, 38, 43]. Symbolic execution on a high-level representation of the bytecode has also been proposed [9, 21].

On the other hand, due to a lack of information on execution control by the runtime and its real-time constraints, fuzzing remains relatively unexplored for IEC

control applications. To the best of our knowledge, ICSFuzz [47] is the only reported tool in literature for fuzzing control applications. However, it suffers from significant drawbacks, such as losses in input delivery synchronization, manual crash monitoring, and the requirement of a physical device.

In order to create a unified approach for vulnerability discovery throughout the PLC computational stack, in this work, we propose FieldFuzz, a framework capable of stateful fuzzing all PLC components, including the IEC applications. FieldFuzz enables complete stateful control over the execution of the IEC application binary, permitting reliable and fast input delivery mechanism and scalable fuzzing by spawning virtual machines (VMs) due to the lack of requirement to have a physical PLC. Furthermore, FieldFuzz also allows stateful fuzzing of critical PLC components that are reachable by the network packets. This uncovered multiple vulnerabilities that were disclosed to corresponding device vendors. Currently, three CVE IDs have been assigned to vulnerabilities discovered by FieldFuzz¹.

In summary, our main contributions are the following:

1. We develop a driver to partially replicate the communication between the IDE and the PLC runtime, enabling the functionality needed to accurately apply our fuzzing methodology *over the network*.
2. Armed with the driver, we perform runtime system-level fuzzing campaigns. Our methodology is fast, cross-architecture, and non-intrusive, enabling fuzzing for *both* IEC 61131-3 control applications and the runtime components, independent of the target platform and device vendor.
3. We demonstrate improvement over the state-of-the-art with higher performance, reliable scan cycle control, input delivery, monitoring, breakpoint-based coverage feedback, and *no requirement to have a physical device*.
4. We discover three *previously unknown vulnerabilities* and disclose them to the affected vendors with the corresponding Common Vulnerability and Exposure Identifiers (CVE IDs) assigned.

2 Related Work

Protocol fuzzing. There is a considerable amount of work on fuzzing network protocols. For instance, AFLNET, a greybox fuzzer fed with a mutated corpus of recorded network messages utilizing state-feedback for guiding the fuzzer [42] and KiF for fuzzing session initiation protocol [3]. In addition, Pulsar is a stateful

¹The three CVE IDs assigned at the time of submission. We have asked the numbering authority and the vendor to anonymize the credits during the review phase.

black-box fuzzing testing technique for proprietary network protocols utilizing automatic protocol reverse engineering and simulation [18]. There are ICS network protocol-specific solutions such as Peach*, a coverage-based improvement over the standard Peach fuzzer [33]. PropFuzz, which, unlike traditional fuzzing approaches, monitors the behavior of the controller along with the network connection to detect unexpectedly long jitters in the control process [39]. Polar utilizes static analysis and dynamic taint analysis to identify vulnerable operations with semantic aware mutation to improve the fuzzing procedure [32]. Finally, ICS³Fuzzer is a framework for discovering implementation bugs on the supervisory software by fuzzing the network communication protocol employed to communicate with the field devices. It synchronizes the controls of the GUI operation and network communications to fuzz the entire supervisory software. It should be noted that ICS³Fuzzer fuzzes the supervisor software by using the network communication protocol and is not concerned with fuzzing PLC devices [14]. While FieldFuzz can also do protocol fuzzing (as ICS communication is also a component), it focuses on vulnerability discovery of *any* component integrated into the PLC.

Control application security. Research on IEC application binary focuses primarily on their safety verification. For instance, Canet et al. employ formal semantics for Instruction List language defined in IEC 61131-3 standard with a model checking tool to verify rich behaviors and properties of PLC programs [8]. Other approaches detect malicious inputs to the PLC by verifying against temporal safety properties [16] and monitoring violation against given specification for runtime components [27]. In VetPLC, Zhang et al. utilize static analysis for creating timed event graphs combined with invariant data traces to detect hidden safety violations [50]. Guo et al. propose an automated PLC control application testing software that translates PLC source into C and performs symbolic execution to generate test cases [21]. On the other hand, AttkFinder uses information flow-guided symbolic execution on an intermediate representation of PLC code to detect attack vectors automatically [9]. Keliris et al. reverse engineered Codesys v2.3 file format for IEC application binary to propose an automated on-the-fly attack formulation [30]. Similarly, CLIK automatically modifies control logic executing on a PLC and sends false data to the engineering software using captured network traffic [29].

The closest work on directly fuzzing industrial binaries is ICSFuzz [47], a fuzzing framework for PLC applications and system functions of the runtime. It supplies inputs to the IEC binary by overwriting the value at the memory-mapped GPIO, relayed to the runtime via the KBUS subsystem. ICSFuzz patches the NOP instruc-

tions in the compiled control application code to obtain coverage feedback. It detects multiple crashes for a synthetic IEC application binary dataset and a limited subset of runtime functions. However, it has specific limitations:

- ICSFuzz utilizes the KBUS subsystem for input delivery to the control application, necessitating the use of a physical WAGO PLC, making it non-scalable.
- Due to the loss of synchronization with the scan cycle of the control application, ICSFuzz periodically drops fuzzing inputs and is, consequently, slow.
- ICSFuzz lacks automation for observing the state of the control program and involves manual crash monitoring.
- ICSFuzz also performs limited stateless fuzzing of the shared library functions of the Codesys runtime on WAGO PLC, discovering some crashes. However, due to the stateless and out-of-context nature of the fuzzing, it misses vulnerabilities requiring execution context of the runtime.

FieldFuzz addresses all the above limitations as its methodology is generic and IEC application fuzzing is just an instance of component fuzzing, as was the case with protocol fuzzing discussed earlier.

3 Preliminaries

3.1 Problem Formulation

The problem we address can be stated as follows: *Can fuzzing be used to uncover vulnerabilities in a PLC computational stack efficiently?* Fuzzing the PLC stack is a challenging task for the following reasons:

- PLC runtimes are typically closed-source proprietary software, thus fuzzing has to be performed in a black-box manner or using extensive reverse engineering.
- PLC firmware rehosting is very challenging with some recent efforts only achieving partial rehosting [11, 28]. At the same time, symbolic execution is also challenging, given the complexity of the firmware blob. Therefore, comprehensive and accurate PLC fuzzing would require actual hardware.
- The PLC runtime runs as a root process (on some platforms, as a kernel module) and can be seen as a system-on-a-system since it takes over significant hardware resources (timers, I/Os, etc.) to ensure its real-time operation. Controlling it can be as challenging as controlling a full-blown operating system.
- PLCs execute binaries developed in IEC 61131-3 programming languages that differ significantly from traditional software development languages, such as C/C++/Java.
- IEC application binaries do not follow the known ex-

Table 1: Increasing number of Codesys CVEs [36].

Year	2011	2012	2013	2014	2015	2017	2018	2019	2020	2021
# CVEs	4	7	1	3	3	2	6	14	5	35

ecutable format (ELF or PE) thus fuzzing them has to be done in a system-level context when the PLC runtime loads and executes them. This adds an additional layer that needs to be controlled in order to fuzz the IEC binary.

At the same time, the increase in the occurrences of traditional vulnerabilities in IEC applications follows the evolution of the support of advanced external libraries. For instance, Codesys allows integrating external C modules with the IEC application [20], bringing with it associated vulnerabilities such as buffer overflows: CVE-2021-30188, CVE-2021-33485, also evident in the increase in the number of CVEs over the year as shown in Table 1. As an example, consider CVE-2020-6081 which exploits code execution vulnerability in PLC_TASK functionality of Codesys runtime 3.5.14.30, triggerable by a specially crafted network packet, enabling remote code execution. Furthermore, the runtime is also vulnerable to other classical vulnerabilities like out-of-bounds read (CVE-2021-30194), write (CVE-2021-30193), NULL pointer dereference (CVE-2021-29241), and more.

3.2 Threat Model

We assume that a field device (PLC) operates in an industrial setting for regulating a physical process and connects to the industrial control network enabling program loading, monitoring, and access for the process engineer through a Human Machine Interface (HMI). This PLC receives input from connected sensors and executes its control logic to determine the appropriate action, communicated to an actuator for regulating a physical process. A knowledgeable adversary can compromise an ICS node to monitor, intercept and modify network communication to other critical devices, essentially performing a man-in-the-middle (MITM) attack. There are real-world instances of MITM, such as Stuxnet [31] and IRONGATE [24]. Other similar research work such as TCP veto [22] and CLIK [29] employ the same assumption.

The adversary can deliver malicious input to the target PLC through various approaches, such as:

- Compromising a sensor that provides input to the PLC, explored in [48].
- Intercepting and modifying network communication with the HMI terminal, which can allow data modification in the program [30] while supplying false data to the HMI.

- A malicious insider can also manipulate and force new input values to the PLC by leveraging an unsupervised HMI terminal [13].
- Modifications to the firmware can also enable stealthy manipulation of the inputs to the PLC [2].

Such attacks can crash the IEC application binary or the control runtime leading to a Denial of Service (DoS) attack [30]. They can further employ remote code execution (RCE) vulnerability to install malicious firmware, control applications, and more [7]. The attacker can remotely exploit vulnerabilities in either the control application or the runtime for the attack.

3.3 IEC 61131-3 Program Development

Process engineers develop the process control logic using IEC 61131-3 compliant IDE running on an engineering workstation. The compiled IEC binary is downloaded to the PLC, and the PLC runtime handles the loading and execution of the binary while also ensuring the real-time constraints. The IDE can communicate with the PLC runtime to enable debugging and monitoring of the IEC binary execution.

IEC 61131-3 is a standard that encompasses everything concerning software architecture and supported languages for programming a PLC, including the specifics on syntax, semantics, data types, variable attributes, configuration, and more. IEC 61131-3 defines five types of programming languages for implementing PLC logic: 1) Ladder Diagram (LD), 2) Structured Text (ST), 3) Function Block Diagram (FBD), 4) Sequential Function Chart (SFC), and 5) Instruction List (IL). LD, FBD, and SFC are graphical diagram-based, whereas ST is a high-level textual language, syntactically resembling Pascal. It should be noted that IL was deprecated in 2013 [46].

While certain ICS platforms interpret the intermediate representation of the control program, others employ an IEC compiler to produce a control binary. The IEC binaries differ from known executable formats such as ELF or PE and cannot execute independently. Therefore, they are loaded and executed in the context of the ICS runtime, which controls every aspect of its execution.

3.4 Codesys Environment

Codesys is a multi-platform software that includes the development system and the runtime for target ICS devices. The Codesys Development System allows the development of control programs executed by the target device that runs Codesys Runtime. The runtime is a collection of components with a modular architecture implemented as statically compiled and dynamically linked libraries necessary [1]. Components are integrated from

various sources, such as Codesys itself, the device vendor, or open-source libraries. A Component Manager is responsible for launching and initializing all other components.

4 FieldFuzz Runtime Driver (FRD)

In order to enable stateful system-level fuzzing, in this work, we have developed a runtime driver which enables the functionality needed to support our fuzzing sessions. The FieldFuzz Runtime Driver (FRD) is implemented as a Python library and is the cornerstone of FieldFuzz. The key capabilities of the FRD are the following:

1. Setting up the runtime to be in a suitable system state;
2. Delivering the fuzzing inputs to runtime components of choice;
3. Receiving feedback for crash monitoring and analysis;
4. Enabling exploit development through provided templates and extended debugging capabilities.

FieldFuzz leverages the proprietary communication protocol utilized by Codesys to communicate with the runtime and enable fuzzing over the network. This protocol facilitates hierarchical device-to-device communication between the engineering software (IDE) and the target devices (PLC, HMI touch panels, Gateways). The flexible nature of the protocol allows its routing in a single industrial network with diverse segments of Ethernet, CAN, Serial, Sercos, and other mediums. Without loss of generality, FieldFuzz connects to field devices with TCP over Ethernet.

To gain sufficient knowledge for the development of the FRD, we developed a complete Wireshark dissector for the Codesys v3 communication protocol, written in Lua. Assisted by the parsing and filtering capabilities of the dissector on the traffic captures, in combination with manual reverse engineering of the Codesys runtime and the information published in [40], we extracted all the information needed to develop the FRD. This also allowed us to collect a corpus of valid interactions with components and communication patterns required for stateful fuzzing.

Table 2 presents a subset of commands associated with chosen components of the runtime. These are crucial for our fuzzing routines. The commands replicated by the FRD are denoted in bold and marked according to their utilization in different stages of our fuzzing methodology. While these are the commands whose input format is pre-programmed and known to FRD, we show later in Section 7 that FRD allows interaction with any component of choice that is reachable from the network by specifying an ID tuple for routing and the corpus to produce the input.

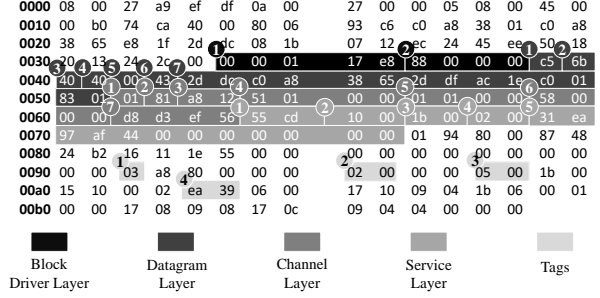


Figure 2: Important fields at different layers of the Codesys v3 Protocol used by FieldFuzz.

4.1 System Initialization

The runtime utilizes a proprietary network stack that we will refer to as the Codesys v3 protocol to facilitate network communication between nodes². The Codesys v3 network stack consists of four layers:

Block driver layer. The component (CmpBlkDrvTcp) at this layer is responsible for communication over the physical interfaces. It processes ① a *magic* number for verification and ② the total number of bytes in the packet: *length*. CmpBlkDrvTcp transfers the rest of the packet to CmpRouter component of the Datagram layer.

Datagram layer. The CmpRouter component detects Codesys nodes in the network and routes the packets. Its RouterHandleData function parses the following fields: ① One byte *magic* number (0xc5) inserted by CmpRouter, ② *hop_info* bit structure, ③ packet settings, ④ *service_id* identifying the destination service (service ID of 1 and 2 for request and response, respectively), ⑥ *lengths* field, ⑦ address of the *sender* and *receiver*, and finally the optional *padding*. In Fig. 2 the value of the *service_id* is 0x40, so the packet is forwarded to the CmpChannelManager component in the channel layer.

Channel layer. This layer employs CmpChannelMgr which ensures synchronized communication, integrity verification and delivery acknowledgement. Fig. 2 shows its fields: ① specifies certain commands (*command_id*) for the communication channel manager. A dedicated Layer 3 channel must be open, kept alive and closed for successful communication. The *command_id* of 0x1 (BLK) indicates the transfer of data to the next layer, 0x2 is ACK, and 0x3 for KEEPALIVE. Next, ② the *flag* field, ③ *channel_id* for identifying the open channel, ④ *blk_id* is the ID of the current BLK message, ⑤ *ack_id* is the ID of the previous ACK message, ⑥ *remaining_data_size* field is the size of the expected data remaining in the packet, and ⑦ is the *checksum* field with the CRC32 checksum for the remaining data.

²Detailed information about the network stack is available in [40].

Table 2: Commands associated with components of our interest at the service layer. In bold the commands replicated by our FRD that are crucial for the fuzzing routines. Markings denote the fuzzing stage they are required: ‘ I ’: Initialization, ‘ D ’: Input delivery, ‘ E ’: Execution control, ‘ M ’: Monitoring.

Cmp	Command	ID	Cmp	Command	ID	Cmp	Command	ID	Cmp	Command	ID
CmpDevice [0x01]	GetTargetIdent^{I,M}	0x01	CmpApp [0x02]	DeleteApp	0x04	CmpApp [0x02]	ReadAppList^{I,M}	0x18	CmpApp [0x02]	ReadProjectInfo	0x31
	Login^I	0x02		Download	0x05		SetNextStatement	0x19		DefineFlow	0x32
	Logout^I	0x03		OnlineChange	0x06		ReleaseForceList	0x20		ReadFlowValues	0x33
	SessionCreate^I	0x0A		DeviceDownload	0x07		UploadForceList	0x21		DownloadEncrypted	0x34
	ResetOrigin	0x04		CreateDevApp	0x08		SingleCycle^D	0x22		ReadAppContent	0x35
	EchoService	0x05		Start^I	0x10		CreateBootProject	0x23		SaveRetains	0x36
	SetOperatingMode	0x06		Stop	0x11		ReInitApp	0x24		RestoreRetains	0x37
	GetOperatingMode	0x07		Reset^{I,E}	0x12		ReadAppStateList	0x25		GetAreaAddress^D	0x38
	InteractiveLogin	0x08		SetBP	0x13		LoadBootApplication	0x26		LeaveExecpointsActive	0x39
	RenameNode	0x09		ReadStatus^M	0x14		RegisterBootApplication	0x27		ClaimExecpointsForApp	0x40
CmpApp [0x02]	Login^I	0x01	CmpApp [0x02]	DeleteBP	0x15	CmpApp [0x02]	CheckFileConsistency	0x28	CmpMonitor2 [0x1B]	Read	0x01
	Logout^I	0x02		ReadCallStack	0x16		ReadAppInfo^I	0x29	CmpPlcShell [0x11]	Write^D	0x02
	CreateApp	0x03		GetAreaOffset	0x17		DownloadCompact	0x30		Execute^{M,E}	0x01

Service layer. This layer is responsible for querying the requested service and transmitting the operating settings. The message consists of: ① *protocol_id*, ② *header_size*, ③ *service_group* refers to the ID of the queried service. Runtime has a unique ID for each available service and identifies the corresponding component for processing the service request. ④ *service_id* refers to the commands available for a specific service, ⑤ *session_id* identifying the session, *content_size*, *additional_data*, and *protocol_data*.

The FRD initiates communication with the runtime over the network using the described protocol. Typically, the runtime listens on multiple ports for connection requests (TCP 1217, 11740, and UDP 1740 to 1743). The FRD opens a new channel using the Layer 4 commands 0x40 and 0xC3 and stores the channel ID. Depending on the requested service layer command, there is a need for establishing sessions in at least two layers for properly sending the commands to the components: The Device and the Application login stage. The FRD utilizes the CmpDevice Login command to retrieve a device-level session handle from the runtime, which the runtime associates with the channel in its mapping tables. It retrieves a list of loaded applications from CmpApp. Finally, if the application is loaded on the PLC, the FRD opens a second session via the CmpApp Login command to obtain the application Session ID and its handle. Finally, it implements a keepalive mechanism to keep the channel active despite the timeout imposed by the runtime.

4.2 Input Delivery

In literature, often bare-metal IO modules are utilized as the primary communication method for PLCs [47, 17]. However, such an approach is not scalable and is often specific to the model or series of the PLC. Another approach would be to utilize the Modbus protocol from the Fieldbus family of network communication proto-

cols. Such an approach would require the project to include the Modbus client object to receive read and write commands, requiring explicit declarations of such exports in the control project, not enabled by default. Commonly, the HMI displays and modifies inputs to a program using the OPC Unified Architecture (OPC UA) protocol. However, for Codesys, its support is not compiled into all distributions and requires a license verified by CmpOPCUAProviderIecVarAccess component; otherwise, it shuts down the OPC UA server in 2 hours. For symbolic access, a global variable list has to be mapped in the project implicitly. In this case, the operator workstation would be able to access chosen variables by name, assisted with CmpIecVarAccess [12] component.

The approaches mentioned above require explicit modification of the configuration in the control project to support specific Fieldbus protocols and symbolic variables. To address this problem, the FRD utilizes a universal approach and does not require modification of the project while enabling read and write to any variable regardless of their type and visibility scope. It utilizes *tags*, a nested binary structure to send requests, command payloads, and replies to the service layer of the runtime. Each tag starts with its ID: ① *tag_id*, which often corresponds to the type of payload or status code, the *tag_size*, and the *tag_data*, and some *additional_data*. Fig. 2 shows the tag fields for writing to a variable. ② *data_size* is the size of the data to be written, ③ *write_value* is the value to be written and ④ *write_offset* is the offset of the variable from the start of the data section.

The FRD utilizes the following to deliver inputs to components and the IEC application: First, the FRD uses the (Service Group ID, Command ID) tuple to identify the appropriate component for routing the input. Then, using the recursive tag encoder algorithm [41], a binary tag structure is built to place the value into a corresponding field, based on the corpus of pre-known Tag IDs and

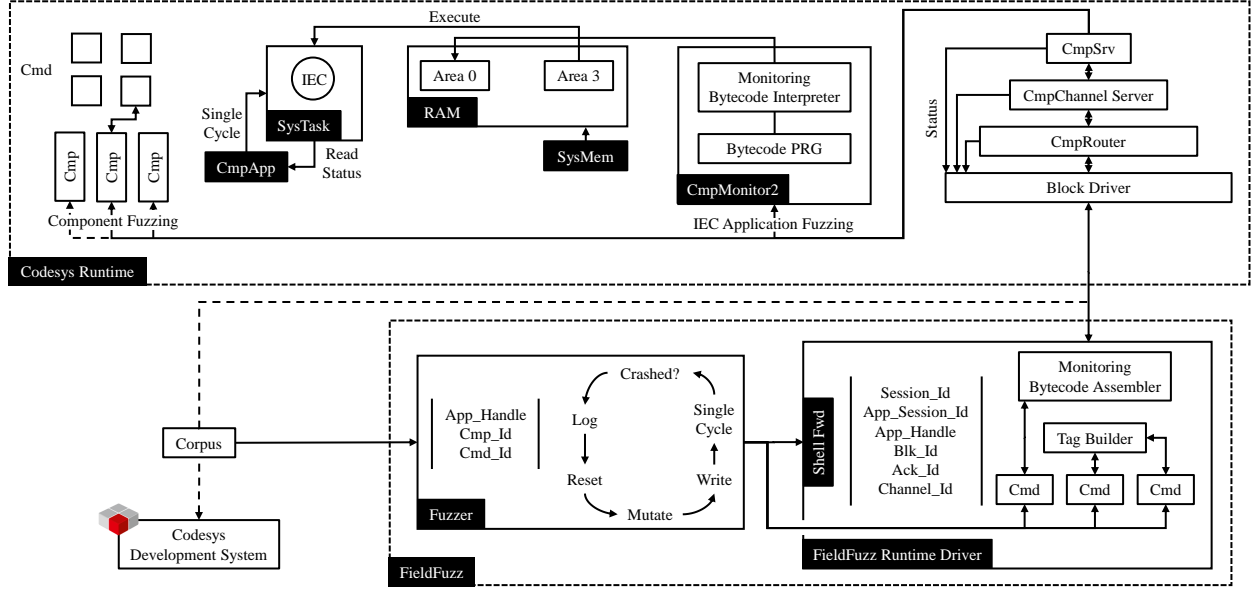


Figure 3: FRD methodology for fuzzing IEC applications and the control runtime.

their value formats. The resulting binary structure is included in the body of a Service Layer packet. Next, FRD calculates a CRC32 checksum for this data, constructs a packet header, and encapsulates it with all the remaining layers (see Subsection 4.1). It then sends this data to the runtime over the active channel. The Block Driver of the runtime receives the packet, processes it, and passes it to `CmpSrv`. This component parses the Service Group ID from the packet header and routes the packet to the target component. Finally, the communication handler of the target component performs sanity checks for the data format and passes the input binary stream to the function that implements the corresponding Command ID. This process provides inputs to target components of choice, enabling stateful component fuzzing.

However, delivering inputs to an IEC application involves several additional routines. FRD achieves this by performing the write operation over the network to the IEC application memory segment. Typically, runtime separates data and IEC code (as compiled instructions) into separate memory segments, referred to as `Area0` and `Area3`, respectively. The FRD reads and writes variables using relative offset addresses in the `Area0` memory segment. For this, the FRD constructs short bytecode programs expected by the `CmpMonitor2` component as inputs, using a set of 58 opcodes specific to the runtime. The opcodes can read inputs from the interpreter stack and receive up to 4 inline arguments, depending on the syntax. To implement this routine of the FRD, we extract the opcode table from the reverse-engineered runtime binary and map their names and format with the decompiled `OnlineManager.plugin.dll` dynamic li-

brary loaded by the Codesys IDE on the operator workstation. The interpreter performs various checks and returns the status code in the first byte of the tag 0x41, such as wrong pointer (0x05), buffer overrun (0x08), and more. The FRD detects a successful read operation with the presence of tag 0x40 in the reply and 0x41 for a failed attempt. In contrast, the write operation requires a more complex bytecode program and returns no data in the reply for a successful attempt. However, FRD is still able to verify a write attempt in a similar manner by the presence of the tag 0x41. The complete process is shown in Figure 3.

4.3 Stateful Fuzzing

To facilitate stateful fuzzing, FRD maintains the state of `blk.id` and `ack.id` counters required for generating valid subsequent packet headers. It also stores the application Session ID and its handle. Identifying known states is essential for uncovering vulnerabilities since the components of the runtime are interconnected such that they call functions and access structures belonging to other components of the runtime system. Furthermore, these components expect commands in a specific sequence, which cannot be easily uncovered by black-box fuzzing.

Command discovery. Typically, Service Group IDs (2 bytes) for the vendor-added components specific to a runtime variant are within a dedicated range beginning from 0x100. This range can be enumerated, along with the Command IDs (2 bytes). Using the FRD, FieldFuzz sequentially enumerates the 2 bytes of the Command ID and reads the returned status code to determine existing

Table 3: The status codes used by FieldFuzz to uncover system states.

Status	ID	Status	ID	Status	ID	Status	ID	Status	ID
Ok	0x00	Overflow	0x0E	NoAccessRights	0x19	InvalidSequence	0x3A	NetMessageSize	0x102
Failed	0x01	BufferSize	0x0F	OutOfLimits	0x1A	TooManyRetries	0x3D	NetNoRoute	0x103
Parameter	0x02	NoObject	0x10	EntriesRemaining	0x1B	AlignmentError	0x3E	NetTimeout	0x104
NotInitialized	0x03	NoMemory	0x11	InvalidSessionId	0x1C	PasswordChangeRequired	0x3F	NetPkgInvalid	0x105
Version	0x04	Duplicate	0x12	Exception	0x1D	Reauthenticate	0x40	NetProtocolid	0x106
Timeout	0x05	MemoryOverwrite	0x13	SignatureMismatch	0x1E	Relogin	0x41	L7TagMissing	0x300
NoBuffer	0x06	InvalidHandle	0x14	VersionMismatch	0x1F	NotReadyYet	0x45	L7UnknownCmdGrp	0x301
Pending	0x0A	EndOfObject	0x15	TypeMismatch	0x20	ActivateUserMgt	0x46	L7UnknownCmd	0x302
NumPending	0x0B	NoChange	0x16	IdMismatch	0x21	NoUserMgmt	0x47	AppNotLoaded	0x504
NotImplemented	0x0C	InvalidInterface	0x17	OperationDenied	0x27	NetFailed	0x100	AppNoSessionId	0x505
InvalidId	0x0D	NotSupported	0x18	SecurityChecksFailed	0x39	NetNotConnected	0x101	AppBPBreakpointNotSet	0x50E

commands. Some of the commands validate the device-level and application-level session, or both. The standard status codes indicate which commands do not exist for the enumerated Service Group ID. We save the valid tuples as component interfaces for fuzzing.

Status code extraction. The architecture patterns enforced by the runtime provide hints for identifying functions related to the components in the reverse-engineered runtime binary. Furthermore, each component follows a specific programming pattern to be integrated with the runtime, as mentioned below:

- It contains an entry function with a standard C struct passed as the argument. One example of such entry function for CmpMonitor2 component is shown in Listing 1, which we renamed as CmpMonitor2_Entry.
- Declares its internal ID (in this case 50, or 0x32 in hex) and passes a string literal of its name to the CM.
- Calls standardized import and export functions that enable inter-component communication (Line 4-5).
- Handles standardized create, delete event hooks and a version identifier function (Line 6, 8, and 9).
- Subscribes for custom events sent by other components using a pointer to an event handler function (Line 7).

```

1 int STATUS CmpMonitor2_Entry(INIT_STRUCT *init)
2 {
3     init->CmpId = 50;
4     init->ExportFunctions = CmpMonitor2_Export;
5     init->ImportFunctions = CmpMonitor2_Import;
6     init->GetVersion = CmpMonitor2_CmpGetVersion;
7     init->HookFunction = CmpMonitor2_Hook;
8     init->CreateInstance = CmpMonitor2_Create;
9     init->DeleteInstance = CmpMonitor2_Delete;
10    [...]
11    return 0;
12 }

```

Listing 1: Pseudocode for CmpMonitor2_Entry.

We parse the device description (devdesc) file that the IDE uses to communicate with the runtime, a file specific to each runtime variant to extract the set of enabled components and their IDs. These internal identifiers differ from Service Group IDs that are mapped to the components. Then, utilizing the runtime binary

and the knowledge of architecture patterns, we deploy IDA Pro scripting to automate the process of extracting status codes. It begins by locating the component entry function that fills in a standardized initialization structure for the component to be fuzzed. This function passes the initialization structure to the Component Manager for communication with the component. Next, we identify the event handler function among other standard declarations in the initialization structure. This function always consists of a lengthy conditional statement that checks for generic runtime-wide event codes. Then we iterate through the event conditions to locate the call to ServiceRegisterServiceHandler function. The event code that registers the service handler can differ, but according to our observations, it is tied to events 0x03 or 0x06. The second argument passed to ServiceRegisterServiceHandler is the pointer to the service handler function of the component. The script tracks the path to the function call, which implements the given Command ID. Finally, we recursively extract all return conditions from the nested calls as these contain the status codes that are later returned by the service layer, depending on the executed path, and provide it to the FRD for implementing code coverage feedback.

Path discovery. As a code path coverage mechanism for component functions, the FRD maintains the status code sequence during the fuzzing session. Based on the status code sequence changes resulting from mutated inputs, it is possible to understand and differentiate the execution path inside the component function. The status codes differ as the fuzzing input traverses through the lower network layers. Essentially, a different part of the target function returns a different status code due to a change in the execution path. Therefore, every time fuzzing uncovers a new execution path (by observing the status code), FieldFuzz adds it to the list of known states and initiates a new fuzzing campaign.

Execution feedback. For feedback, FRD watches for the status codes returned by the different layers of the Codesys v3 network protocol stack in hexadecimal form, as shown in Figure 3. For example, a reply with only Layer 4 status codes indicates a failure

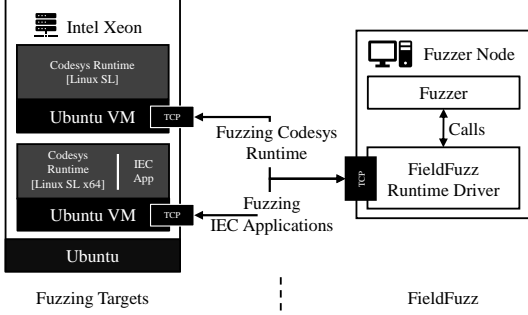


Figure 4: Experimental setup for fuzzing IEC applications and control runtime.

to reach the Service Layer for processing. The status codes can determine whether the command reached the target function or failed due to the lack of authentication, wrong Command ID, or incorrect payload format. Table 3 presents a list of common status codes returned by the runtime components. As was already done for the monitoring opcode names, we find the status codes in a decompiled `OnlineManager.plugin.dll` shared library of the Codesys IDE. Some of the important status codes are `L7TagMissing` (768/0x300), `L7UnknownCmdGrp` (769/0x301), and `L7UnknownCmd` (770/0x302). In the case of a non-existing Service Group ID and Command ID, the runtime returns the status code for `L7UnknownCmdGrp` and `L7UnknownCmd`, respectively. To retrieve the status of the execution of the IEC application binary, FieldFuzz utilizes the FRD to survey the `CmpApp` and `CmpPlcShell` components. Upon exception, a core dump and crash log from `CmpLog` are retrieved from the controller remotely for further investigation. To detect crashes of the runtime, FRD constantly monitors the latency in the channel and the consistency of the BLK counter.

4.4 FRD Exploit Development Capabilities

The FRD is also an essential tool for crash analysis, aiding with exploit development. A list of these capabilities offered by the FRD appears in the Appendix A.

5 FieldFuzz Fuzzing Campaigns

5.1 Fuzzing Setup

Fig. 4 shows the basic experimental setup for fuzzing the Codesys runtime and IEC application binaries. We utilize two virtual machines with CODESYS Control for Linux variant of the runtime, which runs on the Intel Xeon hypervisor server. The runtime includes a standard `init.d` wrapper that facilitates the automatic restart

Table 4: Components and their Service Groups utilized at the service layer.

Component	ID	Component	ID
CmpAlarmManager	0x18	CmpLog	0x05
CmpApp	0x02	CmpMonitor	0x03
CmpAppBP	0x12	CmpMonitor2	0x1B
CmpAppForce	0x13	CmpOpenSSL	0x22
CmpCodeMeter	0x1D	CmpSettings	0x06
CmpCoreDump	0x1F	CmpTraceMgr	0x0F
CmpDevice	0x10	CmpUserMgr	0x0C
CmpFileTransfer	0x08	CmpVisuServer	0x04
CmplecVarAccess	0x09	CmpPlcShell	0x11
CmpIoMgr	0x0B	SysEthernet	0x07

of the runtime after a crash caused by FieldFuzz. We disable the system-wide address space layout randomization (ASLR) on these virtualized nodes to simplify the crash investigation.

Scalability options. It should be noted that the use of an additional physical device here is optional. FieldFuzz can utilize virtual machines, any number of which can be deployed to scale the fuzzing setup. On the other hand, another potential possibility to scale the experiment in a single VM is to utilize the ability of the channel layer of the runtime to handle multiple channels simultaneously. The FRD could achieve this by remotely increasing the maximum number of active channels that `CmpChannelServer` supports. This can be performed over the network with the `SettgSetIntValue` (0x02) command offered by the `CmpSettings` (0x06) component. However, this adds to the complexity of the crash monitoring mechanism to distinguish the crashes of the runtime caused by parallel threads. The flexible nature of the used protocol allows it to be routed in a single industrial network with mixed segments of Ethernet, CAN, Serial, Sercos, and other mediums. The devices can route the packets over the industrial network based on the hierarchy and the destination address specified by the FRD. In this way, once FieldFuzz connects to a physical device (PLC, industrial gateway, or touch panel) through the FRD, it enters the entire industrial network. While FRD uses TCP over Ethernet, depending on the destination in the packet, it can fuzz any node in the plant by relaying the packets through other devices, including the nodes of the network that are not reachable by Ethernet, such as those connected by serial interface or CAN bus. By putting the devices in different states, FieldFuzz could potentially fuzz the interaction of the control logic between devices in the particular stage of a process segment or the entire plant.

Identifying fuzzing targets. As discussed earlier, the runtime is a collection of components (including the component responsible for executing IEC binaries), so fuzzing the runtime implies interaction with the components responsible for its functionality. However, as was mentioned in Section 3, despite the runtime having

a single generic codebase, its actual builds can significantly vary based on the target architecture, vendor modifications, and hardware platform constraints. Therefore, the first step is to create a complete list of all instantiated components. To achieve that, we start by extracting the interfaces of components reachable from the network. The *component interfaces* are defined as the tuple: (Service Group, Command), for the components reachable from layer 7. First, we identify the runtime components loaded by the particular runtime from the boot log of the device and its device description file used by the IDE. Next, we identify the Service Group IDs of the loaded components. For the generic set of components developed by Codesys, we get this information from the decompiled libraries of the IDE and the captured network communication, assisted with the dissector. Table 4 presents a subset of components that are present in our target runtime variant.

Fuzzing inputs. To collect a dataset of valid inputs, we trigger commands with the Codesys IDE and capture its communication with the runtime to extract the Service Layer payloads, assisted by the dissector. More specifically, we aim to decode the nested binary tag structure, shown in Figure 3. We then save the tag IDs, structure, valid payloads for each (Service Group, Command) tuple. Next, we determine the packet fields derived from the session identifier to identify the variant fields as these need to be tracked for maintaining state information. Finally, we save these inputs as seeds with the identified format for the current runtime distribution. After creating an initial corpus of input seeds, we utilize python bindings [23] for libradamsa mutators ported from AFL++ [15] to mutate the byte payload inside the tags without mutating the tag ID and preserving the remaining structure of the corpus. FieldFuzz then utilizes FRD to deliver the input to the appropriate component.

As a proof of concept, we run fuzzing campaigns on functions of three common components: CmpTraceMgr, CmpPlcShell, and CmpDevice. FieldFuzz was able to uncover a variety of crashes, which we then analyzed, focusing on uncovering vulnerabilities. For brevity, we provide extensive discussion for one CVE, and discussions about the other two appear in the Appendix A.

5.2 Fuzzing CmpTraceMgr Component (CVE-2021-34604)

The CmpTraceMgr component consists of eight critical operations triggered by the service layer commands in sequence. This default component is available in most full-featured distributions of the runtime. It is a back-end for the Trace Program Organization Unit (POU) object added to the IEC project for recording and visualizing variable trends in the physical process. Here, the

recordAdd operation causes SEGFAULT for two reasons:

- As the command is sent out-of-order, the component enters an unexpected state where it operates on a pointer to a structure of a packet object that is never correctly initialized.
- Instead, it performs the offset calculation into this non-existent structure based on the value supplied by FieldFuzz. The attacker can influence the calculation by controlling this offset, leading the runtime to perform mov operation on an invalid memory address.

Setup. We employ the corpus extracted from the communication between the Codesys IDE and the runtime and pass it to FieldFuzz. The corpus comprises Layer 7 payloads with removed headers consisting of Service Group ID and Command ID. FieldFuzz reuses the seeds by reconstructing the header while ensuring the correct length, checksum, and the desired Service Group and Command pair.

Crash analysis. FieldFuzz reported a crash for Service Group 0x0F, command 0x0D, and upon verification, the Command ID is in the range of valid commands for the particular component 0x01 to 0x13, CmpTraceMgr. We look deeper into the original pcap file used for creating the seed input for understanding the structure of the input causing the crash. Using our dissector with a filter expression, we determine that the recordAdd (0x0D) command consisting of 148 bytes payload causes the crash. This payload incorporates three levels of nested binary tags.

Reproducing the crash. To investigate the crash, we use FRD to generate a standalone exploit from a template that establishes a connection with a SoftPLC node supporting full-featured debugging capabilities and sends the Layer 7 payload to the remote device. To observe critical runtime errors, we enable core dumps and disable the error handling behavior of SysExcept. Generally, the SysExcept component of the runtime intercepts POSIX signals from the runtime process for internal interpretation. We modify CODESYSControl.cfg to disable the internal exception handler and instruct the runtime to append the logs to a file with a permissive log filtering mask. To record the core dumps, we adjust the ulimit and launch the runtime binary (codesyscontrol.bin) standalone outside its init.d service wrapper, provided with a -d flag for detailed logging.

Call stack. At least 12 functions handle the packet of the network stack before it finally reaches the function related to CmpSrv, which is the top component of the network stack. Finally, CmpSrv calls an exported hook function of the CmpTraceMgr, which acts as a handler for all Layer 7 commands for the Service Group 0x0F. The hook function extracts the Command ID from the packet header and jumps into the condition based on command 0x0D. Functions imported from the CmpBinTagUtil

Table 5: Codesys runtime binaries for different targets.

Device	Arch	Size (MB)	Packed
WAGO PFC200	arm32	4.6	✗
BeagleBone Black	arm32	5.8	✓
Linux SoftPLC	x64	9.7	✓
Raspberry Pi	arm32	5.5	✓
SIMATIC IOT2000	x32	6.4	✗
emPC-A/iMX6	arm32	6	✓
Windows RTE	x32	103.9	✓

component parse the fuzzing input and finally decode the 17 binary tags. Among these, a tag 0x40 is processed, which was an injection point selected by FieldFuzz. It calculates a memory address offset based on the extracted value. Consequently, in the command handler function for the recordAdd command, a SIGSEGV occurs, which is caused by a mov instruction attempting to access the nonexistent memory address. This is the offset from a structure that stores a tracing packet, derived from the value supplied by FieldFuzz.

Status codes. The component changes its returned status codes based on the multiple execution path conditions. The recordAdd function does several sanity checks for the supplied value. A reply containing the tag 0xFF7F with a status code 0x02 was caused by the payloads in tag 0x40 that are outside the expected range, such as 0x0 and 0xFFFFFFFF. This prevents the crash as the read operation is not reached. Another state of the component, indicated by the returned status code 0x11, neither causes a crash nor forms a successful trace packet processing result. In this case, the payload falls into the allowed range and passes the entry checks of the recordAdd function. The read operation is reached, resulting in a handled exception due to returned empty packet data.

This vulnerability has been reported to the vendor, with the CVE-2021-34604 assigned.

6 Cross-Architecture Generalization

While the runtime has a single generic codebase, specifics for each target platform and architecture are reflected in different build variants. Thus, on platforms driven by VxWorks real-time operating system (RTOS), the entire Codesys runtime is shipped as a kernel module. The embedded bare-metal variant of the runtime has a much smaller set of components but implements more complex system components to interact with the hardware. In more modern ICS devices powered by RTLinux (such as WAGO Touch Panel 600 series or WAGO PFC200 PLC), it runs as root in the userspace and reuses resources provided by the OS such as network sockets, timers, and file descriptors. As shown in Table 5, the size of the runtime binaries varies across various architecture from 4.6 MB to 103.9 MB. One rea-

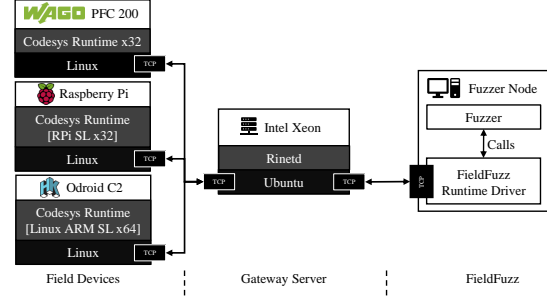


Figure 5: Experimental setup for cross-architecture validation of the fuzzing results.

son is that the shared libraries can be linked dynamically or statically depending on the variant. The number of components also differs. Some of the binaries are packed and involve license management and anti-tampering mechanisms. Thus, the primary distribution of our choice in this work (CODESYS Control for Linux x64) employs a packing mechanism which we have reversed dynamically by dumping the memory segments of the live process. The runtime variant for Windows devices (CODESYS Control RTE x32), on the other hand, includes custom renamed and encrypted sections. From the section names and the protection function, we have noticed that these are managed by CodeMeter protection software from Wibu-Systems [45], which has also been utilized by Siemens and Rockwell [10].

The most hardware-dependent components are SysMem, SysSocket, and SysCom. At some point in the execution path, other components rely on the exported functions provided by these lower-level Sys components, which can affect the behavior of the crashes. Therefore, to assess the applicability of our findings, we test the attacks against different runtime variants by employing physical devices, as shown in Figure 5. We utilize a replay node that initiates communication with the Gateway. The latter forwards the communications to multiple platforms in parallel. In this case, the Intel Xeon server acts both as a VM hypervisor and the Gateway to Wago PFC200, Raspberry Pi4, Odroid C2. This setup enables FieldFuzz to quickly test the same payload across multiple architectures and variants of the runtime. We observe the differences in the behavior of the crashes to adjust the input payload and port it between architectures. As a proof of concept, we replay the fuzzing inputs for crashing CmpTraceMgr component (CVE-2021-34604), which is available on all of the tested devices. As was shown in Figure 4, the original payloads replicated here were detected by FieldFuzz in a virtualized environment (with ASLR disabled). The payload corresponding to the input is passed through the tag 0x40 and is four bytes long. On an x86 system with ASLR disabled, the crash input causes a SIGSEGV.

Table 6: Performance comparison with ICSFuzz. Speed for FieldFuzz is when using 1 VM; Speed for ICSFuzz is when using 1 PLC.

Control Applications	Execution Speed (inputs/sec)			First Crash (seconds)			First Crash (inputs)			Crashes		
	FieldFuzz		[47]	FieldFuzz		[47]	FieldFuzz		[47]	FieldFuzz		[47]
	A8 ¹	x64 ²	A8 ³	A8 ¹	x64 ²	A8 ³	A8 ¹	x64 ²	A8 ³	A8 ¹	x64 ²	A8 ³
bf_mcpv_1	294.6	593	70.88	0.014	0.25	234	6	148	15270	8289	7876	32
bf_mcpv_6	286.4	642.4	64.2	0.071	1.43	188	22	898	12172	290	2384	21
bf_mcpv_8	244.6	645.6	66.06	21.34	7.08	279	5124	4566	18216	145	359	17
bf_mcpv_12	320.6	526.2	62.11	0.584	1.95	426	181	999	26645	847	977	9
bf_mset_1	223.3	560.6	64.56	0.027	0.04	208	8	22	13441	22200	18105	21
bf_mset_3	268.6	571.2	62.68	0.063	0.03	174	8	17	10906	21723	16085	24
bf_mset_5	289.3	503.2	68.8	0.008	0.56	254	2	281	17554	4447	4373	16
bf_mset_9	314.3	584.8	69.76	-	74.53	623	-	43216	43530	0	25	7
bf_mmove_1	291.6	660.2	64.63	0.025	0.005	176	1	2	11245	20006	16749	28
bf_mmove_4	245.3	578.2	63.1	0.008	0.003	159	1	1	10070	20146	15165	24
bf_mmove_7	232	573	66.31	0.007	0.005	229	1	3	15317	17010	14493	15
bf_mmove_12	257.3	508.2	64.53	-	182.14	783	-	92456	50643	0	15	6
oob_1_arr_1	278	598.8	71.86	2.06	0.14	55	556	83	3880	6121	6291	39
oob_1_arr_6	308	591	77.03	0.027	1.39	103	14	821	8085	5541	6600	28
oob_1_arr_9	284.6	571.2	69.78	-	273.8	105	-	155938	7326	0	12	27
oob_1_arr_13	297.2	507	75.2	12.11	97.86	207	3564	49165	27241	254	686	19
oob_2_arr_1	298.6	520.8	73.53	-	154.42	117	-	80080	8558	0	12	35
oob_2_arr_5	326.6	520.4	71.1	-	155.62	165	-	80662	22759	0	16	27
oob_2_arr_8	295.5	592.64	69.8	-	102.97	188	-	60384	13366	0	12	22
oob_2_arr_13	312.25	502.2	70.95	-	97.86	192	-	48694	13401	0	17	19

1. Codesys Control for BeagleBone (ARM)
2. Codesys Control for Linux (Intel) 3. Codesys Control for PFC100 (ARM)

However, with ASLR enabled, replaying the same value does not lead to a stable SIGSEGV because the resulting offset in the recordAdd function in most of the trials points to an unexpected but valid memory address. As a result, the command function of the component returns a status code (0x11), preventing the crash. On an x64 system, even enumerating the entire 4-byte range did not cause a crash. Nevertheless, such runtime variants accept longer payloads (eight bytes), eventually leading to the crash. It should be noted that the payload behaves identically on Intel and ARM, causing the crash on both the VM and physical devices; it only differs between the 32 vs. 64 bit architecture of the target device.

7 Fuzzing IEC Application Binaries

Fuzzing of IEC application binaries is a special case of component fuzzing since dedicated components control the execution of these binaries. The compiled control application runs in the thread spawned by the SysTask component, which is not exported to the network and thus cannot be influenced directly. Instead, FieldFuzz fuzzes the binary inside the runtime context by controlling its execution through the CmpApp component. The latter offers complete control over start, stop, cold reset, and single-cycle operations with the runtime. Table 2 shows the IDs of the corresponding commands replicated for CmpApp.

To set up the experiment, FieldFuzz utilizes the FRD to login into the device and start the control application. Next, FieldFuzz takes over the execution control while providing fuzzing inputs for every scan cycle. Since FieldFuzz has control over the scan cycle, it does not drop any inputs due to a lack of synchronization with the

scan cycle. Finally, based on the status feedback received from the runtime, FieldFuzz logs the crash input.

To test the performance of FieldFuzz, we use the same dataset of synthetic applications as was used for the evaluation of ICSFuzz [47]. It comprises of the control applications written in Structured Text that contain introduced vulnerabilities in their called functions, such as buffer overflows and out-of-bounds write. These vulnerabilities exist due to missing bound checks in imported IEC 61131 library functions. Thus, the family of synthetic applications labeled in the dataset as bf_mmove can cause a buffer overflow under certain conditions due to insufficient buffer size validation before calling a SysMemMove library function. Similar to the control application itself, this library is written in Structured Text. By looking deeper into its implementation in the runtime, we observe that the backend for this library is provided by the SysMem component of the runtime and is written in C. The call of this wrapper, initiated by the IEC program, ends up in C code which triggers the native memmove function. For this reason, the crash in a vulnerable IEC application not only causes the failure of its thread but affects the entire runtime process (executed with root privileges). Out-of-bounds write vulnerabilities involve an uninitialized array with a variable index manipulated to write at an arbitrary location. The numbers in the names of the vulnerable application binaries correlate with the complexity of the code. For instance, bf_mmove_1 is the simplest initialization of the SysMemMove, while bf_mmove_12 consists of multiple loops and conditional branching statements.

Table 6 shows the results of fuzzing the IEC application binary and its comparison with ICSFuzz. As the table demonstrates, FieldFuzz on an average is $\approx 4.1x$, and $\approx 8.3x$ faster for arm32 and x64 (Intel) runtime variants, respectively, compared to ICSFuzz. The performance advantage of FieldFuzz comes from the communication protocol-based input delivery and complete control over the scan cycle. On the other hand, ICSFuzz incurs high latency and drops inputs during fuzzing when it misses the scan input cycle of the runtime.

It should also be emphasized that the measurements in Table 6 are taken for a single fuzzing instance for FieldFuzz. ICSFuzz requires a vendor-specific KBUS IO subsystem for input delivery, bounding itself to a physical device. Therefore ICSFuzz requires a physical device for fuzzing, which limits its scalability. FieldFuzz can parallelize fuzzing sessions by just spawning multiple VMs.

Furthermore, FieldFuzz detects considerably more crashes than ICSFuzz, allowing it to cover a wider input space. On average, it detects $\approx 291x$, and $\approx 262x$ more crashes for the arm32 and x64 runtime variants, respectively, in the same 1 hour fuzzing period. However, FieldFuzz detects fewer crashes for a select few samples

across both variants. As mentioned previously, low-level System components are implemented differently across various devices, resulting in different bugs and vulnerabilities. For example, in our 32 bit runtime variant, we observe that the SysMem component prevented the runtime from crashing for some samples and instead wrote “Operation not permitted” in the logs.

8 Discussion

Security mitigations by the runtime. The latest runtime version enables the User Management feature by default, thwarting unauthorized login into the PLC. However, out-of-the-box credentials are default and communication is not encrypted, unless manually changed. The runtime also expects the client to perform the Login action with CmpDevice for establishing a session, but this process does not involve actual authentication. Furthermore, the security mitigation properties of the runtime executable differ among platforms. For instance, the Wago PFC200 controller that shipped with firmware 03.00.39(12) used in our setup contains the runtime that is compiled without all of the typical exploit mitigations (no Relocation Read-Only (RELRO), stack canary, NX bit, or Position Independent Executable (PIE)). Finally, the Monitoring Bytecode interpreter, which is involved in extensive operations with the memory, applies its own memory access checks. For each execution, before loading the bytecode, the interpreter sets a canary to ensure the integrity of the stack. However, we found that this canary has a fixed value of 0x5AF096A5 regardless of the target platform and architecture, which defeats its purpose.

Challenges of black-box fuzzing. FieldFuzz does not require access to the controller or any modification, ensuring the universality and scalability of the approach. However, this incurs limited code coverage information. We rely on the retrieved status codes to partially address this for runtime components for understanding the execution path. We have found that the debugging capabilities of the full-featured VM can emulate the functionalities of Layer 7 without requiring actual network transmission. This requires pre-loading a harness in the form of a shared library into the runtime and hooking the authentication and packet processing functions in the runtime process. This approach builds a more traditional and comprehensive fuzzing approach combined with full-featured code coverage. However, in the context of ICS, such a white-box fuzzing approach has substantial limitations:

1. The compiled harness and fuzzing instance is tied to one specific target platform (architecture), while some vulnerabilities are platform-specific, reducing

the generalization of the approach.

2. This approach is possible with a SoftPLC build of the runtime on top of a typical desktop-grade VM. However, real-world COTS devices hardly have such extensive debugging and instrumentation capabilities.
3. It is rare to have a full-featured shell to control the device as many of the ICS devices embed the runtime on top of legacy RTOS or use the bare-metal variation of the runtime. Gaining the necessary capabilities for white-box fuzzing requires re-flashing the controller with a modified kernel image and relying on remote debugging.

As future work, we aim to explore the combination of these methodologies to leverage the advantages of both, providing a precise code coverage mechanism while preserving the black-box benefits of the FieldFuzz.

9 Conclusion

While the PLC firmware is becoming more modular, its update still relies on its entire image delivery, which does not aid frequent patching and allows many vulnerabilities to remain undiscovered on deployed PLCs. Furthermore, since the runtime is generic and plays a crucial role in industrial device firmware, potential vulnerabilities can significantly impact the OT sector. In this paper, we present FieldFuzz - a fuzzing framework for control programs and industrial runtime, capable of discovering vulnerabilities in more than 400 known ICS devices from 80 industrial device vendors. We successfully fuzz the Codesys runtime, reporting three CVE IDs and IEC application binaries with a speedup of $\approx 4.1x$ and $\approx 8.3x$ with the increased crash discovery of $\approx 291x$ and $\approx 262x$ for 32 and 64 bit runtime variants, respectively. We perform fuzzing on both physical and virtualized ICS devices to prove its automation capabilities, reliability, and performance improvements against the current state-of-the-art in this domain. With FieldFuzz, we provide researchers with an open-source tool to enable future research in this direction.

Published Tools

We release FieldFuzz, FieldFuzz Runtime Driver, the Wireshark dissector for Codesys v3 protocol and the disassembler for bytecode programs used by the CmpMonitor2 component as open source tools with this work.

Reported CVE IDs

As a result of this work, we report CVE-2021-34604, CVE-2022-22508, and CVE-2022-22507.

References

- [1] CODESYS Runtime (Brochure), Aug 2021. [Online; accessed 25. Aug. 2021].
- [2] ABBASI, A., AND HASHEMI, M. Ghost in the plc designing an undetectable programmable logic controller rootkit via pin control attack. *Black Hat Europe 2016* (2016), 1–35.
- [3] ABDELNUR, H. J., STATE, R., AND FESTOR, O. Kif: a stateful sip fuzzer. In *Proceedings of the 1st international Conference on Principles, Systems and Applications of IP Telecommunications* (2007), pp. 47–56.
- [4] ADIEGO, B. F., DARVAS, D., VIÑUELA, E. B., TOURNIER, J.-C., BLIUDZE, S., BLECH, J. O., AND SUÁREZ, V. M. G. Applying model checking to industrial-sized plc programs. *IEEE Transactions on Industrial Informatics* 11, 6 (2015), 1400–1410.
- [5] BAUER, N., ENGELL, S., HUUCK, R., LOHMANN, S., LUKOSCHUS, B., REMELHE, M., AND STURSBURG, O. Verification of plc programs given as sequential function charts. In *Integration of software specification techniques for applications in Engineering*. Springer, 2004, pp. 517–540.
- [6] BIHA, S. O. A formal semantics of plc programs in coq. In *2011 IEEE 35th Annual Computer Software and Applications Conference* (2011), IEEE, pp. 118–127.
- [7] BOSCH. Vulnerabilities in codesys v2 runtime systems. [Online ; Accessed: November 2021].
- [8] CANET, G., COUFFIN, S., LESAGE, J.-J., PETIT, A., AND SCHNOEBELN, P. Towards the automatic verification of plc programs written in instruction list. In *Smc 2000 conference proceedings. 2000 ieee international conference on systems, man and cybernetics. 'cybernetics evolving to systems, humans, organizations, and their complex interactions' (cat. no.0)* (2000), vol. 4, pp. 2449–2454 vol.4.
- [9] CASTELLANOS, J. H., OCHOA, M., CARDENAS, A. A., ARDEN, O., AND ZHOU, J. Attfinder: Discovering attack vectors in plc programs using information flow analysis. In *24th International Symposium on Research in Attacks, Intrusions and Defenses* (2021), pp. 235–250.
- [10] CISA. CodeMeter US-Cert. [Online; accessed 20. Aug. 2021].
- [11] CLEMENTS, A. A., GUSTAFSON, E., SCHARNOWSKI, T., GROSEN, P., FRITZ, D., KRUEGEL, C., VIGNA, G., BAGCHI, S., AND PAYER, M. HALucinator: Firmware re-hosting through abstraction layer emulation. In *29th USENIX Security Symposium (USENIX Security 20)* (Aug. 2020), USENIX Association, pp. 1201–1218.
- [12] CODESYS. CmpPlecVarAccess Interface Description. [Online; accessed 20. Aug. 2021].
- [13] F-SECURE. F-secure’s guide to evil maid attacks. [Online ; Accessed: September 2021].
- [14] FANG, D., SONG, Z., GUAN, L., LIU, P., PENG, A., CHENG, K., ZHENG, Y., LIU, P., ZHU, H., AND SUN, L. Ics3fuzzer: A framework for discovering protocol implementation bugs in ics supervisory software by fuzzing. In *Annual Computer Security Applications Conference* (New York, NY, USA, 2021), ACSAC, Association for Computing Machinery, p. 849–860.
- [15] FIORALDI, A., MAIER, D., EISSFELDT, H., AND HEUSE, M. AFL++: Combining incremental steps of fuzzing research. In *14th USENIX Workshop on Offensive Technologies (WOOT 20)* (Aug. 2020), USENIX Association.
- [16] GARCIA, L., ZONOUZ, S., WEI, D., AND DE AGUIAR, L. P. Detecting plc control corruption via on-device runtime verification. In *2016 Resilience Week (RWS)* (2016), IEEE, pp. 67–72.
- [17] GARCIA, L. A., BRASSER, F., CINTUGLU, M. H., SADEGHI, A.-R., AND ZONOUZ, S. A. Hey, My Malware Knows Physics! Attacking PLCs with Physical Model Aware Rootkit. *Research-Gate* (Jan 2017).
- [18] GASCON, H., WRESSNEGGER, C., YAMAGUCHI, F., ARP, D., AND RIECK, K. Pulsar: Stateful black-box fuzzing of proprietary network protocols. In *International Conference on Security and Privacy in Communication Systems* (2015), Springer, pp. 330–347.
- [19] GROUP, C. Codesys device directory. [Online ; Accessed: September 2021].
- [20] GROUP, C. Integrating c modules. [Online ; Accessed: September 2021].
- [21] GUO, S., WU, M., AND WANG, C. Symbolic execution of programmable logic controller code. In *Proceedings of the 2017 11th Joint Meeting on Foundations of Software Engineering* (New York, NY, USA, 2017), ESEC/FSE 2017, Association for Computing Machinery, p. 326–336.
- [22] HAGEN, J. T., AND MULLINS, B. E. Tcp veto: A novel network attack and its application to scada protocols. In *2013 IEEE PES Innovative Smart Grid Technologies Conference (ISGT)* (2013), pp. 1–6.
- [23] HELIN, A. Python bindings for libradamsa. [Online ; Accessed: January 2022].
- [24] HOMAN, J., MCBRIDE, S., AND CALDWELL, R. Irongate ics malware: Nothing to see here... masking malicious activity on scada systems. *FireEye threat research blog* (2016).
- [25] HUANG, B., CARDENAS, A. A., AND BALDICK, R. Not everything is dark and gloomy: Power grid protections against iot demand attacks. In *28th USENIX Security Symposium (USENIX Security 19)* (Santa Clara, CA, Aug. 2019), USENIX Association, pp. 1115–1132.
- [26] HUANG, Y., BU, X., ZHU, G., YE, X., ZHU, X., AND SHI, J. Kst: Executable formal semantics of iec 61131-3 structured text for verification. *IEEE Access* 7 (2019), 14593–14602.
- [27] JANICKE, H., NICHOLSON, A., WEBBER, S., AND CAU, A. Runtime-monitoring for industrial control systems. *Electronics* 4, 4 (2015), 995–1017.
- [28] JOHNSON, E., BLAND, M., ZHU, Y., MASON, J., CHECKOWAY, S., SAVAGE, S., AND LEVCHENKO, K. Jetset: Targeted firmware rehosting for embedded systems. In *30th USENIX Security Symposium (USENIX Security 21)* (Aug. 2021), USENIX Association, pp. 321–338.
- [29] KALLE, S., AMEEN, N., YOO, H., AND AHMED, I. Klik on plcs! attacking control logic with decompilation and virtual plc. In *Binary Analysis Research (BAR) Workshop, Network and Distributed System Security Symposium (NDSS)* (2019).
- [30] KELIRIS, A., AND MANIATAKOS, M. Icsref: A framework for automated reverse engineering of industrial control systems binaries. *arXiv preprint arXiv:1812.03478* (2018).
- [31] LANGNER, R. Stuxnet: Dissecting a cyberwarfare weapon. *IEEE Security & Privacy* 9, 3 (2011), 49–51.
- [32] LUO, Z., ZUO, F., JIANG, Y., GAO, J., JIAO, X., AND SUN, J. Polar: Function code aware fuzz testing of ics protocol. *ACM Transactions on Embedded Computing Systems (TECS)* 18, 5s (2019), 1–22.
- [33] LUO, Z., ZUO, F., SHEN, Y., JIAO, X., CHANG, W., AND JIANG, Y. Ics protocol fuzzing: coverage guided packet crack and generation. In *2020 57th ACM/IEEE Design Automation Conference (DAC)* (2020), IEEE, pp. 1–6.
- [34] McLAUGHLIN, S. E. On dynamic malware payloads aimed at programmable logic controllers. In *HotSec* (2011).

- [35] MCLAUGHLIN, S. E., ZONOUZ, S. A., POHLY, D. J., AND MCDANIEL, P. D. A trusted safety verifier for process controller code. In *NDSS* (2014), vol. 14.
- [36] MITRE. Cve list. [Online ; Accessed: January 2022].
- [37] NEWELL, J., PANG, L., TREMAINE, D., WASSYNG, A., AND LAWFORD, M. Translation of iec 61131-3 function block diagrams to pvs for formal verification with real-time nuclear application. *Journal of Automated Reasoning* 60, 1 (2018), 63–84.
- [38] NIANG, M., PHILIPPOT, A., GELLOT, F., COUPAT, R., RIERA, B., AND LEFEBVRE, S. Formal verification for validation of psee’s plc program. In *ICINCO (1)* (2017), pp. 567–574.
- [39] NIEDERMAIER, M., FISCHER, F., AND VON BODISCO, A. Propfuzz—an it-security fuzzing framework for proprietary ics protocols. In *2017 International Conference on Applied Electronics (AE)* (2017), IEEE, pp. 1–4.
- [40] NOCHVAY, A. Security research: CODESYS Runtime, a PLC control framework. Part 1, Sep 2019. [Online; accessed 20. Aug. 2021].
- [41] NOCHVAY, A. Security research: CODESYS Runtime, a PLC control framework. Part 2, Sep 2019. [Online; accessed 20. Aug. 2021].
- [42] PHAM, V.-T., BÖHME, M., AND ROYCHOUDHURY, A. Aflnet: a greybox fuzzer for network protocols. In *2020 IEEE 13th International Conference on Software Testing, Validation and Verification (ICST)* (2020), IEEE, pp. 460–465.
- [43] RAWLINGS, B. C., WASSICK, J. M., AND YDSTIE, B. E. Application of formal verification and falsification to large-scale chemical plant automation systems. *Computers & Chemical Engineering* 114 (2018), 211–220.
- [44] SERHANE, A., RAAD, M., RAAD, R., AND SUSILO, W. Plc code-level vulnerabilities. In *2018 International Conference on Computer and Applications (ICCA)* (2018), pp. 348–352.
- [45] SYSTEMS, W. CodeMeter from Wibu-Systems. [Online; accessed 20. Aug. 2021].
- [46] TIEGELKAMP, M., AND JOHN, K.-H. *IEC 61131-3: Programming industrial automation systems*. Springer, 2010.
- [47] TYCHALAS, D., BENKRAUDA, H., AND MANIATAKOS, M. Icsfuzz: Manipulating i/os and repurposing binary code to enable instrumented fuzzing in ICS control applications. In *30th USENIX Security Symposium (USENIX Security 21)* (Aug. 2021), USENIX Association, pp. 2847–2862.
- [48] URBINA, D., GIRALDO, J., TIPPENHAUER, N. O., AND CARDENAS, A. Attacking fieldbus communications in ics: Applications to the swat testbed. In *Proceedings of the Singapore Cyber-Security Conference (SG-CRC) 2016* (2016), IOS Press, pp. 75–89.
- [49] XIE, Y., CHANG, R., AND JIANG, L. A malware detection method using satisfiability modulo theory model checking for the programmable logic controller system. *Concurrency and Computation: Practice and Experience* (2020), e5724.
- [50] ZHANG, M., CHEN, C.-Y., KAO, B.-C., QAMSANE, Y., SHAO, Y., LIN, Y., SHI, E., MOHAN, S., BARTON, K., MOYNE, J., AND MAO, Z. M. Towards automated safety vetting of plc code in real-world plants. In *2019 IEEE Symposium on Security and Privacy (SP)* (2019), pp. 522–538.
- [51] ZONOUZ, S., RRUSHI, J., AND MCLAUGHLIN, S. Detecting industrial control malware using automated plc code analytics. *IEEE Security & Privacy* 12, 6 (2014), 40–47.

A Appendix

A.1 FRD Exploit Development Capabilities

The FRD is also an essential tool for crash analysis, aiding exploit development. Specifically, it provides the following capabilities to the security analyst:

Interaction with each layer. During the exploit debugging, it is common for some packets to cause errors which prevent them from entirely being processed by the runtime network stack. As a result, such packets fail to reach the service layer and are rejected by the Channel Server or Router for various reasons. To address this, the FRD allows investigating such cases by interacting with each layer and gradually testing the packet processing.

Wireshark dissector. The full-featured dissector for Codesys v3 protocol enables the use of Wireshark with advanced filter expressions and custom columns for every aspect of the Codesys v3 stack. Based on the gained knowledge in this work, we provide it with symbols to translate the packet data into human-readable components, command, and field names. Despite the implementation in Lua, the resulting performance is adequate for handling live capture sessions between FieldFuzz and the target device for long periods. The dissector significantly streamlines the process of input corpus collection, crash investigation, and exploit development.

Binary tag encoder. An interactive binary tag encoder of the FRD allows to conveniently parse and craft the binary tag payloads and display them in a readable form. It is used in conjunction with the Wireshark dissector, which pastes values from a packet field to the encoder. The latter allows its recursive printing, modification, and re-encoding in place.

Exploit generation. FRD provides multiple single-file standalone exploit templates which embed the compact implementation of a communication routine. These are minimal features required to establish a connection and send a payload to the components. We use these to generate standalone proof-of-concept exploits for the crashes found in Section 7 that do not require the FRD.

Remote memory dumps. A handy feature of the FRD is obtaining the hexdumps of the PLC memory regions via the network. This is implemented by requesting CmpApp (GetAreaAddress) and CmpPlcShel1 (Execute 0x1). To avoid reply fragmentation while retrieving a long hexdump, FRD splits the requested address range and instead requests 128-byte chunks.

Retrieving runtime logs. Specific components of the runtime use a standard logger to append messages grouped into categories through an exported interface which is part of CmpLog. The default behavior of the runtime is to rotate the log buffer in a dedicated region

of the controller memory. The FRD can request logs from this buffer by implementing `LoggerList 0x03` and `GetEntries 0x01` commands of `CmpLog`, to scan for exceptions, observe events and errors, or query invariant runtime fields such as application name logged by `CmpApp`.

A.2 Fuzzing CmpDevice Component (CVE-2022-22508)

`CmpDevice` is an essential component responsible for authentication and network discovery of the PLC. It uses the `SetNodeName (0x09)` command for changing an identification string employed for in-network discovery and initiating a connection with the PLC. A specially crafted packet sent to the runtime prevents the IDE from communicating with the PLC, resulting in a connection error. Moreover, this issue is persistent even across reboot because the payload from the network packet ends up in a persistent configuration file of the runtime and keeps restoring upon device boot. The vulnerability was reported to the vendor, and CVE-2022-22508 was assigned.

The runtime becomes unresponsive due to a specially crafted packet sent to the Service Group `0x01` (`CmpDevice`), command `0x09` (`SetNodeName`) and the tag `0x58` with a long bytestring consisting of non-printable characters as Layer 7 payload. This crafted bytestring is not sanitized properly by `CmpDevice` before passing it to the local `SysTarget` component (which might be vendor-specific, we tested with official Codesys distributions) and then stored permanently in the `NodeNameUnicode` property field. The device is not accessible even after a reboot. This is appended to `CODESYSControl.cfg` configuration file as a new record. `CmpSettings` processes this file which is then consumed by `SysTarget`. The connecting client attempts to perform device discovery through Layer 4 and calls `CmpDevice` again to perform `GetTargetIdent`, and `CreateSession` commands. The system log messages suggest that `CmpNameServiceServer` processes the bytestring, which is a Layer 4 component that exports its functions to `CmpRouter` and implements a Codesys-specific naming system protocol [40]. Consequently, the device fails to respond to further scan requests and several exceptions by the dynamic libraries of the Codesys IDE. A manual remove of the `SysTarget` section from the runtime configuration file restores the operational state of the device, after a reboot.

A.3 Fuzzing CmpPlcShell Component (CVE-2022-22507)

`CmpPlcShell` is a default built-in component that fetches information from the device, such as firmware

revision and system load. It can also perform diagnosis of the device by sending string commands of a particular format. An adversary can trigger Segmentation Fault, crashing all the runtime threads by sending a specially crafted payload from the Codesys v3 network stack. The vulnerability was reported to the vendor, and CVE-2022-22508 was assigned.

The main command body is passed inside tag `0x10`, while an additional tag `0x12` is required by some commands for handling the arguments. `FieldFuzz` detects the crash for the tag `0x12` because the runtime performs a memory read operation outside valid memory boundaries. By sending a sequence of packets, it is possible to force the runtime to perform memory access operations and enumerate the valid address range with the offset increments. As the offset grows in each operation by an internal loop, an unhandled SIGSEGV occurs once the operation exceeds valid memory boundaries, crashing all the runtime threads.