
It's DONE: Direct ONE-shot learning with quantile weight imprinting

Kazufumi Hosoda*, Keigo Nishida[†], Shigeto Seno[‡], Tomohiro Mashita[§]

Hideki Kashioka*, Izumi Ohzawa*

GitHub: <https://github.com/hosodakazufumi/tfdone>

Abstract

Learning a new concept from one example is a superior function of the human brain and it is drawing attention in the field of machine learning as a one-shot learning task. In this paper, we propose one of the simplest methods for this task with a nonparametric weight imprinting, named Direct ONE-shot learning (DONE). DONE adds new classes to a pretrained deep neural network (DNN) classifier with neither training optimization nor pretrained-DNN modification. DONE is inspired by Hebbian theory and directly uses the neural activity input of the final dense layer obtained from data that belongs to the new additional class as the synaptic weight with a newly-provided-output neuron for the new class, transforming all statistical properties of the neural activity into those of synaptic weight by quantile normalization. DONE requires just one inference for learning a new concept and its procedure is simple, deterministic, not requiring parameter tuning and hyperparameters. DONE overcomes a severe problem of existing weight imprinting methods that DNN-dependently interfere with the classification of original-class images. The performance of DONE depends entirely on the pretrained DNN model used as a backbone model, and we confirmed that DONE with current well-trained backbone models perform at a decent accuracy.

Introduction

As is well known, artificial neural networks are initially inspired by the biological neural network in the animal brain. Subsequently, Deep Neural Networks (DNNs) achieved great success in computer vision (Simonyan and Zisserman 2015; He et al. 2016) and other machine learning fields. However, there are lots of tasks that are easy for humans but difficult for current DNNs. One-shot learning is considered as one of those kinds of tasks (Fei-Fei, Fergus, and Perona 2006; Lake, Salakhutdinov, and Tenenbaum 2015). Humans can add a new class to their large knowledge from only one input image but it is difficult for DNNs unless another specific optimization is added. Usually, additional optimizations require extra user skills and calculation costs for tuning parameters and hyperparameters. Thus, for example, if an ImageNet model (Deng et al. 2009; Russakovsky et al. 2015) that learned 1000 classes can learn a new class “baby” from one image of a baby with neither additional

*Center for Information and Neural Networks (CiNet), Advanced ICT Research Institute, National Institute of Information and Communications Technology (NICT), 1-4 Yamadaoka, Suita, Osaka 565-0871, Japan

[†]Laboratory for Computational Molecular Design, RIKEN Center for Biosystems Dynamics Research (BDR), 6-2-3 Furuedai, Suita, Osaka, 565-0874, Japan

[‡]Graduate School of Information Science and Technology, Osaka University

[§]Cybermedia Center, Osaka University

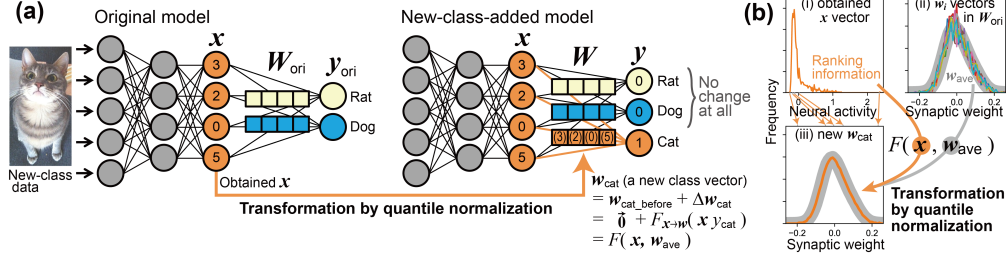


Figure 1: Scheme of DONE. (a) The neural activity input of final dense layer (orange \mathbf{x} vector in original model) obtained from a new-class data (an image of a cat) is directly used for the transformation to the new-class vector (orange \mathbf{w}_{cat}) in the new weight matrix (\mathbf{W}) without any modification to the backbone model. (b) An example case of transformation from \mathbf{x} to \mathbf{w}_{cat} , with actual distribution data when the backbone DNN is EfficientNet-B0.

training optimization nor pretrained-DNN modification, it will be useful in actual machine learning uses.

For a DNN model trained with a sufficiently rich set of images, a reasonable representation of unknown images must exist somewhere in the hidden multi-dimensional space. Indeed, *weight imprinting*, proposed by Qi et al. (Qi, Brown, and Lowe 2018), can add novel classes to Convolutional Neural Networks (CNNs) by using final-dense-layer input of a new-class image without extra training. Qi’s weight imprinting method needs just a few CNN-architecture modifications and can provide decent accuracy in a one-shot image classification task (e.g., accuracy for novel-class images was 21% when novel 100 classes were added to the original 100 classes in CUB-200-2011 dataset). Moreover, some studies show that the capabilities of DNN itself have the potential to enable Out-of-Distribution Detection (OOD) (Lakshminarayanan, Pritzel, and Blundell 2017; Fort, Ren, and Lakshminarayanan 2021).

In this paper, we introduce a very simple method, Direct ONE-shot learning (DONE) with a non-parametric weight imprinting. As shown in Figure 1(a), DONE directly transform the input of the final dense layer (\mathbf{x} vector in the figure) obtained by one input image belonging to a new class (e.g., a cat in the figure) into the weight vector for the new additional class (\mathbf{w}_{cat} , a row vector of the weight matrix \mathbf{W}). Then, it is done. DONE uses weight imprinting but never modifies backbone DNN including original weight matrix \mathbf{W}_{ori} unlike Qi’s method. Qi’s method was inspired by the context of metric learning, but DONE was inspired by Hebbian theory (Hebb 2002). This difference in inspiration source makes an important performance difference with small procedure differences.

We here explain the process of our method as a weight imprinting. In weight imprinting, we can assume that the new weight vector \mathbf{w}_{cat} is born out of nothing and thus is equal to its change, i.e., $\mathbf{w}_{\text{cat}} = \vec{0} + \Delta\mathbf{w}_{\text{cat}} = \Delta\mathbf{w}_{\text{cat}}$. Hebbian theory is about this $\Delta\mathbf{w}_{\text{cat}}$ and states that a synaptic weight is strengthened when both its presynaptic and postsynaptic neurons are active simultaneously. When a single image of a new class (cat) is presented as visual input, some of the presynaptic neurons \mathbf{x} become active. Simultaneously, a postsynaptic neuron corresponding to cat is active (e.g., $y_{\text{cat}} = 1$), while postsynaptic neurons for all the i -th original classes are not ($y_i = 0$), because the training image is known to be a cat. In a general form of Hebbian rule (Dayan and Abbott 2001), the change in the weight vector can be described as $\Delta\mathbf{w}_{\text{cat}} \propto \mathbf{x} \cdot y_{\text{cat}}$, thus $\mathbf{w}_{\text{cat}} = \Delta\mathbf{w}_{\text{cat}} \propto \mathbf{x}$, while $\Delta\mathbf{w}_i = 0$ because $y_i = 0$.

Here, a problem arises with general forms of Hebbian rule alone, because neural activity and synaptic weight are different in scale and those relationships would not be linear, not only in real brains (as physical constraints of neurons) but also in ANNs. For example, Figure 1(b)-(i) and (b)-(ii) show frequency distributions of neural activity in \mathbf{x} and weight in \mathbf{w}_i , which are different in shape, in an actual DNN. If only the new \mathbf{w}_{cat} had far different statistical properties compared to the other \mathbf{w}_i , the comparison between classes would be unequal, and the additional \mathbf{w}_{cat} could inhibit the classification of the original classes (shown later). Therefore, a function for the nonlinear scale transformation is required as an augmentation of Hebbian plasticity, i.e., $\mathbf{w}_{\text{cat}} = F_{\mathbf{x} \rightarrow \mathbf{w}}(\mathbf{x} \cdot y_{\text{cat}})$.

DONE takes into account this transformation by quantile normalization (Amaratunga and Cabrera 2001; Bolstad et al. 2003), so that the frequency distribution of the new \mathbf{w}_{cat} becomes equal to

that of w_{ave} (the average vector of original w_i vectors), i.e., $w_{\text{cat}} = F(x, w_{\text{ave}})$ (Figure 1(b)-(iii)). Quantile normalization is an easy and standard technique in Bioinformatics, and it is suitable for implementing this nonlinear scale transformation. The statistical properties of w_{cat} should be similar to the statistical properties of original synaptic weights. For example, we could apply linear transformation so that the mean and variance (i.e., 1st and 2nd central moments) of the elements of w_{cat} are the same as those of w_{ave} . However, it is not clear if such adjustment for only 1st and 2nd central moments is enough in this situation where the 3rd or higher central moments could be different. One of the simplest solutions for every situation is to make all the statistical properties identical, which quantile normalization accomplishes. We call this nonparametric transformation *quantile weight imprinting* (see Methodology section for details).

Our method’s basis and procedure are very simple, but it achieves similar accuracy to Qi’s method and avoids a severe problem of Qi’s method. The severe problem is strong interference with the original classification depending on backbone DNNs (see below, e.g., Figure 3(e)-(ii)), which would be the reason why weight imprinting has not been widely used yet despite its excellent performance. DONE achieved over 50% accuracy (approximately 80% of original classification) in a one-shot image classification task that adds eight new classes to a model pretrained for the ImageNet 1000 classes (ViT (Vision Transformer) (Dosovitskiy et al. 2020) or EfficientNet (Tan and Le 2019)) as a backbone model (note that the chance level is less than 0.1%). In a typical five-way one-shot classification task, DONE with ViT achieved over 80% accuracy.

The advantages of DONE over other weight imprinting methods are (i) simpler basis and procedure with no modification to backbone models, and (ii) nonparametric procedure for little interference with the original classification. The advantages of DONE as a weight imprinting are (iii) no optimization thus little calculation cost and (iv) no parameters or hyperparameters thus reproducible for anyone. In addition to proposing the new methods, this paper contains the following useful information: a generic task to add new classes to 1000-class ImageNet models, and the difference in backbone DNNs, specifically, between a Transformer (ViT) and CNNs.

Related work

One-shot and few-shot image classification

Typical learning approaches for one- or few-shot image classification are metric learning, data augmentation, and meta learning. Weight imprinting has come out from metric learning. Each of these approaches has its own advantages and purposes, and they are not contradictory but can be used in a mixed manner.

Metric learning uses a classification at a feature space as a metric space (Weinberger and Saul 2009; Snell, Swersky, and Zemel 2017; Kaya and Bilge 2019). Roughly speaking, metric learning aims to decrease the distances between training data belonging to the same class and increase the distance between the data belonging to different classes. Metric learning such as using Siamese network (Koch, Zemel, and Salakhutdinov 2015) is useful for tasks that require one-shot learning, e.g., face recognition. A Data-augmentation approach generatively increases the number of training inputs (Vinyals et al. 2016; Schwartz et al. 2018). This approach includes various types such as semi-supervised approaches and example generation using Generative adversarial networks (Goodfellow et al. 2014). Meta learning approaches train the abilities of learning systems to learn (Andrychowicz et al. 2016; Finn, Abbeel, and Levine 2017). The purpose of meta learning is to aim to increase the learning efficiency itself, and this is a powerful approach for learning from a small amount of training data, typically one-shot learning task (Huisman, van Rijn, and Plaat 2021).

Weight imprinting

Weight imprinting is a learning method that initially arose from an innovative idea “learning without optimization” (Qi, Brown, and Lowe 2018), and DONE is a type of weight imprinting. Weight imprinting does not contain any optimization algorithm and is basically inferior to other optimization methods by themselves in accuracy. However, comparisons of weight imprinting methods with other optimization methods are useful in evaluating those optimization methods, because the performance of weight imprinting methods is uniquely determined by the backbone DNN without any randomness. Thus, weight imprinting does not aim for the highest accuracy in transfer learning or learning

from scratch, but for practical convenience in class addition tasks and for reference role as a baseline method.

We here explain the basis of weight imprinting and then specific procedure of Qi’s method. Let us consider the classification at the final dense layer of DNN models in general. In most cases, the output vector $\mathbf{y} = (y_1, \dots, y_N)$ of the final dense layer denotes the degree to which an image belongs to each class and is calculated from the input vector of the final dense layer $\mathbf{x} = (x_1, \dots, x_M)$, weight matrix \mathbf{W} ($N \times M$), and bias vector $\mathbf{b} = (b_1, \dots, b_N)$. Here, for i -th class in N classes ($i = 1, 2, \dots, N$), a scalar y_i is calculated from the corresponding weight vector $\mathbf{w}_i = (w_{i1}, \dots, w_{iM})$ (i -th row vector of \mathbf{W} matrix) and bias scalar b_i as the following equation:

$$y_i = \mathbf{x} \cdot \mathbf{w}_i + b_i = \|\mathbf{x}\|_2 \|\mathbf{w}_i\|_2 \cos \theta + b_i, \quad (1)$$

where the cosine similarity is a metric that represents how similar the two vectors \mathbf{x} and \mathbf{w}_i are irrespective of their size. Thus, this type of model contains cosine similarity as a part of its objective function.

Weight imprinting uses this basis of the cosine similarity. The cosine similarity will have the maximum value 1 if \mathbf{x} and \mathbf{w}_i are directly proportional. Thus, if a certain \mathbf{x} is directly used for the weight of a new j -th class \mathbf{w}_j ($j = N + 1, \dots$), the cosine similarity for j -th class becomes large when another \mathbf{x} with a similar value comes.

In Qi’s method, to focus only on the cosine similarity as a metric for the objective function, the backbone DNN models are modified in the following three parts:

- **Modification 1** : Adding L_2 normalization layer before the final dense layer so that \mathbf{x} becomes unit vector, i.e., $\|\mathbf{x}\|_2 = 1$
- **Modification 2** : Normalizing all \mathbf{w}_i to become unit vectors, i.e., $\|\mathbf{w}_i\|_2 = 1$ for all i .
- **Modification 3** : Ignoring all bias values b_i , i.e., \mathbf{b} vector.

Then, the final-dense-layer input obtained from a new-class image \mathbf{x}_{new} (L_2 -normalized, in Qi’s method) is used as the weight vector for the new class \mathbf{w}_j , i.e.,

$$\mathbf{w}_j = \mathbf{x}_{\text{new}}. \quad (2)$$

Qi’s method is already simple and elegant, but it still requires some modifications to the backbone DNN, which involves changes in the objective function. Whether a modification is good or bad depends on the situation, but if not necessary, it would be better without modification in order to avoid unnecessary complications and unexpected interference with the original classification because the backbone DNN would be already well optimized for a certain function. Also, Qi’s method uses linear transformation for conversion of \mathbf{x} into \mathbf{w}_j as a result of focusing on the cosine similarity, without considering the difference in statistical properties between \mathbf{x} and \mathbf{w}_j , which limits the range of backbone DNNs used. There have been various researches that make Qi’s method more complex and applicable (Dhillon et al. 2019; Passalis et al. 2021; Li et al. 2021; Cristovao et al. 2022; Zhu et al. 2022), but to the best of our knowledge, none that make it simpler or solve the transformation problem.

Methodology

Procedure and basis of DONE

DONE does not modify backbone DNN and just directly applies \mathbf{x}_{new} to \mathbf{w}_j ($j = N + 1, \dots$), as shown in Figure 1, as

$$\mathbf{w}_j = F(\mathbf{x}_{\text{new}}, \mathbf{w}_{\text{ave}}), \quad (3)$$

$$b_j = \tilde{\mathbf{b}}_{\text{ori}}, \quad (4)$$

where $F(\mathbf{x}_{\text{new}}, \mathbf{w}_{\text{ave}})$ is a quantile normalization of \mathbf{x}_{new} , using the information of the average weight vector for original classes (\mathbf{w}_{ave}) as the reference distribution, and $\tilde{\mathbf{b}}_{\text{ori}}$ is the median of the original bias vector \mathbf{b}_{ori} . Then, it is done.

In the quantile normalization, the elements value of resultant w_j become the same as that of the reference w_{ave} . Specifically, for example, first we change the value of the most (1st) active neuron in x_{new} into the highest (1st) weight value in w_{ave} . We then apply the same procedure for the 2nd, 3rd, \dots , M -th highest neurons. Then, the ranking of each neuron in x_{new} remains the same, and the value of each ranking is all identical to w_{ave} . This resultant vector is w_j . Namely, all statistical properties of the elements of w_j and w_{ave} are identical (frequency distributions are the same).

For w_{ave} , to implement the concept of physical constraints of neurons, we used all the $N \times M$ elements of flattened W_{ori} , divided these elements into M parts in ranking order, and obtained the M median values in each N element as M -dimensional w_{ave} . For example, in the case of ViT-B/32 ($N = 1000$, $M = 768$), the highest value of w_{ave} is the median of 1st to 1000th highest elements in 768,000 elements of W_{ori} , and the lowest value is the median of 767,001th to 768,000th elements. (See Figure S1 for comparison with another averaging method.)

Limitations, applications, and negative impacts

As limitations, DONE requires a neural network model that has a dense layer for classification as above. DONE can be used for a wide range of applications with DNN classifiers, including OOD applications (Yang et al. 2021). There can be various potential negative societal impacts associated with these broad applications. One example is immoral classification or discrimination when classifying human-related data, such as facial images, voices, and personal feature data.

Implementation and dataset

As backbone models, we employed ViT-B/32 (Dosovitskiy et al. 2020) with “vit-keras” (Morales 2020), EfficientNet-B0 (Tan and Le 2019) with “EfficientNet Keras (and TensorFlow Keras)” (Iakubovskii 2019), InceptionV1 (Szegedy et al. 2015) (employed in Qi, Brown, and Lowe (2018)) with “Trained image classification models for Keras” (Andrews 2017), ResNet-12 (He et al. 2016) with “tf2cv” (Semery 2018), and ResNet-50 (He et al. 2016), MobileNetV2 (Sandler et al. 2018), VGG-16 (Simonyan and Zisserman 2015) with Tensorflow (Abadi et al. 2015). All models used in this study were pretrained with ImageNet.

We used CIFAR-100 and CIFAR-10 (Krizhevsky and Hinton 2009) for additional classes with Tensorflow (Abadi et al. 2015). Also, for transfer learning, we used CIFAR-FS (Bertinetto et al. 2018) with Torchmeta (Deleu et al. 2019). We used ImageNet (ILSVRC2012) images (Deng et al. 2009; Russakovsky et al. 2015) for testing the performance of the models. We used information of 67 categorization (Eshed 2020) of ImageNet 1000 classes, for a coarse 10 categorization in Figure 4(a).

Results and Discussion

One-class addition by one-shot learning

First, according to our motivation, we investigated the performance of DONE when a new class from one image was added to a DNN model pretrained with ImageNet (1000 classes). As new additional classes, we chose eight classes, “baby”, “woman”, “man”, “caterpillar”, “cloud”, “forest”, “maple_tree”, and “sunflower” from CIFAR-100, which were not in ImageNet (shown in Figure 2(a)). The weight parameters for the additional one class w_j is generated from one image, thus the model had 1001 classes. To conduct stochastic evaluations, 100 different models were built by using 100 different training images for each additional class.

Figure 2(b) shows letter-value plots of the accuracy for each additional class (chance level 1/1001). The mean of the median top-1 accuracy of 8 classes by DONE were 56.5% and 92.1% for ViT and EfficientNet, respectively (black line). When the mean accuracy was compared with the accuracy of ImageNet validation test by the original 1000-class model (orange line; 65% and 69%), the mean with ViT had no significant difference and the mean of EfficientNet was significantly greater (one sample t -test; two-sided with $\alpha=0.05$, in all statistical tests in this study). The higher accuracy than the original classes in EfficientNet is strange, and it is considered that EfficientNet tends to recognize the new-class images as just OOD (see later, Figure 4).

An obvious fact in one-shot learning is that a bad training image produces a bad performance, e.g., the accuracy was 6% in ViT when the training image was a baby image shown at the bottom left in

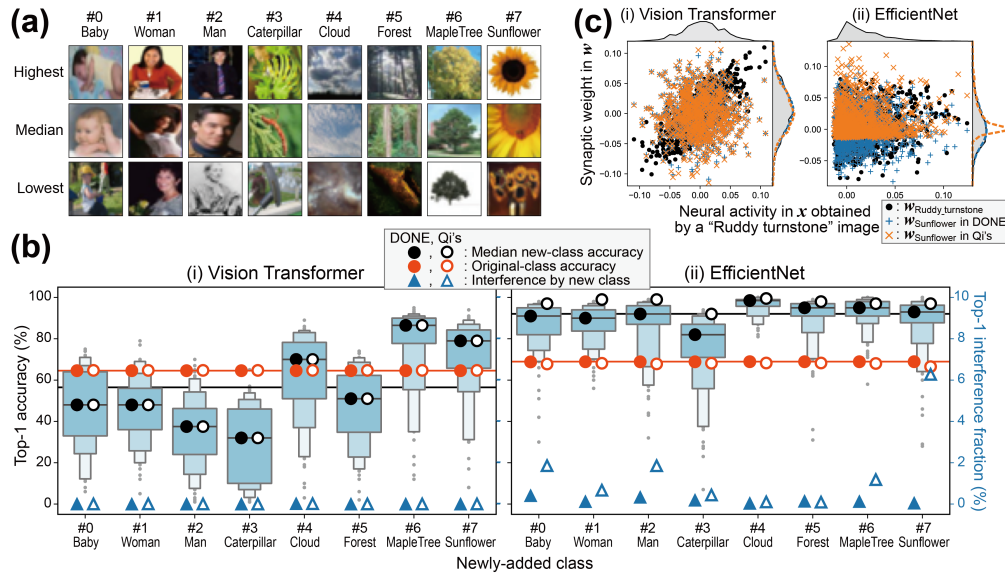


Figure 2: One-class addition by one-shot learning. (a) Representative images of the newly-added CIFAR-100 classes. Each image was chosen as a representative because the model that learned the image showed the highest, median, and lowest accuracy in each class in (b)-(i). (b) Letter-value plots of top-1 accuracy of the one-class-added models obtained by one-shot learning with DONE in classification of new-class images. The median top-1 accuracy of the new-class classification (black circles), top-1 accuracy in original-class classification (orange circles), and the fraction of the interference with the original-class classification by the newly-added class (blue) are also plotted for DONE (closed) and Qi’s method (open). Black and orange lines show the mean of the 8 closed circles. (c) The relationship between x and w vectors when an image of “Ruddy turnstone” is input and it is miss-classified as “Sunflower” only in the case of Qi’s method with EfficientNet. The frequency distributions of elements of each vector are also shown outside the plot frames.

Figure 2(a). But in practical usage, a user is supposed to use a representative image for the training. We therefore think that the low performance due to a bad training image is not a significant issue.

We investigated the interference of the class addition with the classification performance of the original 1000 classes. We evaluated the original 1000-class model and eight 1001-class models that showed the median accuracy, by using all 50,000 ImageNet validation images (Figure 2(b)). The difference between the accuracy of the original 1000-class model (orange line) and the mean accuracy of the eight 1001-class models (orange closed circles) was less than 1% (0.004% and 0.664% for ViT and EfficientNet, respectively).

Figure 2(b) also shows the fraction of ImageNet validation images in which the output top-1 answer of the added model was the new class (thus incorrect) in the 50,000 images (blue closed triangles; right axis). This interference fraction was low in ViT, and for example, only 2 images out of 50,000 were classified as “baby”. When we checked the two images, both images indeed contained a baby though its class in ImageNet was “Bathtub”. Therefore, observed interference in ViT was not a mistake but just the result of another classification. EfficientNet shows a significantly greater fraction of interference than ViT (Wilcoxon signed-rank test), but we also confirmed that a similar thing happened, e.g., 198 of the 204 ImageNet-validation images classified as “baby” in EfficientNet contained human or doll.

We also compared DONE with Qi’s method. Open circles and triangles show the results using Qi’s method instead of DONE in the same tests described above. When the backbone model was EfficientNet, the strangely-high accuracy (paired sample t -test) and the interference fraction (Wilcoxon signed-rank test) were significantly greater by Qi’s method than by DONE. Also, a significant outlier of decreased accuracy in the ImageNet validation test was observed (orange open circle for “Sunflower”; Smirnov-Grubbs test). On the other hand, those differences were not significant in the case of ViT.

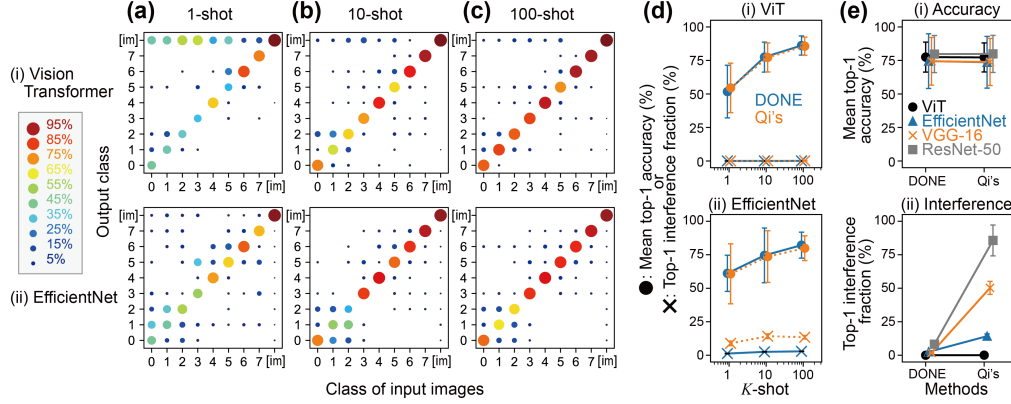


Figure 3: Multi-class addition and K -shot learning. (a), (b), and (c) show the results of the 1008-class model constructed by 1, 10, and 100-shot learning, respectively. The horizontal and vertical axes show the class of the input images, and the output class, respectively. The class numbers are those shown in Figure 2(a). The class [im] contains 1000 classes of ImageNet. (d) Summary of the mean accuracy and the interference with original-class classification by DONE and Qi’s method. (e) Results of the 1008-class model constructed by 10-shot learning with 4 different backbone models. Error bars show SD of the 8 classes.

To investigate the cause of the difference between DONE and Qi’s method, especially about the greater interference by Qi’s method in EfficientNet, we plotted $w_{\text{Sunflower}}$ and $w_{\text{Ruddy_turnstone}}$ against x obtained from an image of “Ruddy turnstone” (Figure 2(c)). Note that all the vectors here are L_2 -normalized, and thus DONE and Qi’s method have common $w_{\text{Ruddy_turnstone}}$ and x . In the case of ViT, the shape of the frequency distributions of all these vectors are similar, and $w_{\text{Sunflower}}$ of DONE and Qi’s method are similar.

On the other hand, in EfficientNet, the shape of frequency distributions are more different between $w_{\text{Ruddy_turnstone}}$ and x than ViT, and thus the shape of frequency distributions are more different between $w_{\text{Ruddy_turnstone}}$ and $w_{\text{Sunflower}}$ by Qi’s method than by DONE. Then, by Qi’s method, x is more similar to $w_{\text{Sunflower}}$ than $w_{\text{Ruddy_turnstone}}$ because not neural match but statistical properties are similar, i.e., Qi’s method with EfficientNet tends to classify every image into the new class. This is the basis of the problem by the linear transformation of neural activity to synaptic weight. Therefore, the difference between DONE and Qi’s method appears in the interference when the statistical properties of x and w_i vectors in the backbone DNN are different (thus the results in ViT are similar between DONE and Qi’s method).

Multi-class addition and K -shot learning

DONE was able to add a new class as above, but it might just be because the models recognized the new-class images as OOD, i.e., something else. Therefore, it is necessary to add multiple new similar classes and check the classification among them. In addition, it is necessary to confirm whether the accuracy increases by increasing the number of training images, because in practical uses, users will prepare not just one training data but multiple training data for each class.

Specifically, we used one image from each of the eight classes and added new eight classes to the original 1000 classes, using DONE as one-shot learning. We evaluated this 1008-class model by 100 CIFAR test images for each of 8 classes and 10,000 ImageNet validation images. Figure 3(a) shows the results of the output of the representative model constructed by one-shot learning in which one image that showed median accuracy in Figure 2(b) was used as a standard training image of each class. In both backbone DNNs, the fraction of output of the correct class was the highest among the 1008 classes, and mean top-1 accuracy of the 8 classes was 51.8% and 61.1% in ViT and EfficientNet, respectively. That is, DONE was also able to classify newly added similar classes together with the original classes, in both DNNs.

Next, we increased the number of training images as K -shot learning. In the case of 10-shot learning (Figure 3(b)), each of the ten images was input to obtain each x , and the mean vector of the ten x

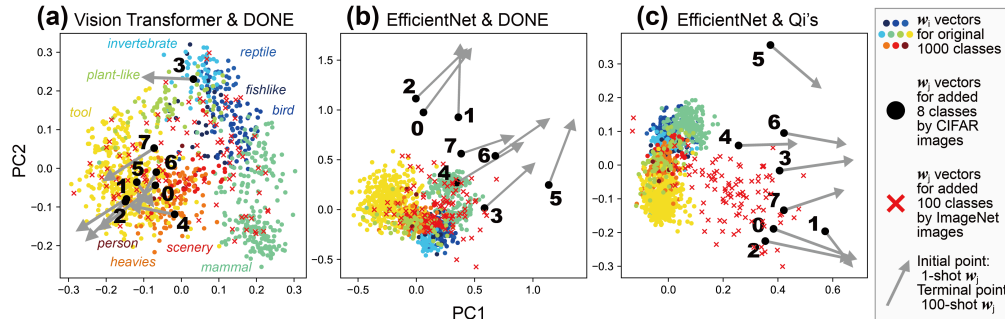


Figure 4: Principal component analysis of weight vectors. PCA of each w_i and w_j vector in the one-shot 1008-class models shown in Figure 3(a). Different colors for w_i show a coarse 10 categorization of the classes. Also, 100 w_j vectors obtained by inputting 100 ImageNet images are shown.

vectors was converted into w_j , according to the Qi’s method. For this representative 10-shot model, we used 10 images whose index in CIFAR-100 was from the front to the 10th in each class. We also tested 100-shot learning in the same way (Figure 3(c)). As a result, we found that such a simple averaging operation steadily improved the accuracy (Figure 3(d) summarizes the mean accuracy).

When we used Qi’s method, compared to the case of DONE, ImageNet images were significantly more often categorized to the new classes as interference when the backbone model was EfficientNet (paired sample t -test), while there was no significant difference in the mean accuracy between DONE and Qi’s method with both backbone DNNs (Figure 3(d)).

Figure 3(e) shows the results of the 10-shot learning using various well-known DNN models. While accuracy was similar in those two methods, Qi’s method showed severe interference that more than half of original-class ImageNet images were classified into new classes (50% and 86% in VGG-16 and ResNet-50, respectively) despite the interference chance level of 8/1008, and DONE reduced the interference to less than one tenth (1.8% and 8.0%, respectively; DONE reduced the interference to one fourth even in ViT). Thus, DONE can avoid the DNN-dependent severe interference in Qi’s method. The cause of this interference is considered to be the difference in the shape of the frequency distributions of x and w_i (right-tailed and bell-shaped in most CNNs). Since we have observed this difference in distribution in all six CNNs we have examined (Figure S2), it is likely that most CNNs cause this interference, which DONE can avoid.

Principal component analysis of weight vectors

Qi’s method showed greater interference in classification of the original-class images than DONE when the backbone DNN is EfficientNet. Moreover, even by DONE, EfficientNet showed greater interference than ViT and strangely-high accuracy at 1001-class model, even though DONE did not change the weights for the original classes and transformed the new-class weights so that the statistical properties were the same as those of the original-class weights. Therefore, there should be at least two reasons for these results shown in EfficientNet. To investigate those reasons, we analyzed W matrix (w_i and w_j vectors) of the one-shot 1008-class models shown in Figure 3(a) (and corresponding models by Qi’s method) by Principal component analysis (PCA; Figure 4).

In ViT by DONE (Figure 4(a); Qi’s methods showed similar results, see Figure S3), newly added w_j vectors (black circles, with the ID number of newly-added 8 classes) were comparable to those of the original classes w_i (colored circles), e.g., w_j vector of a new class “caterpillar (3 in Figure 4(a))” was near w_i of original “invertebrate” classes. Also, even when we got w_j by inputting ImageNet images (red crosses; validation ID from the front to the 100th), those ImageNet w_j vectors distributed in similar range.

On the other hand, in EfficientNet by DONE (Figure 4(b)), most of newly-added 8-class w_j were out of the distribution (meaning out of minimal bounding ellipsoid) of w_i of original 1000 classes, while most of the ImageNet w_j (red crosses) were inside the distribution of w_i . Therefore, in the case of DONE, the main reason for the observed greater interference and strangely-high accuracy in EfficientNet than ViT would be the difference between ImageNet and CIFAR. These results are

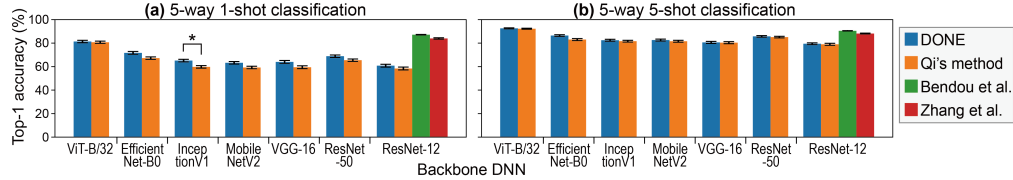


Figure 5: 5-way 1-shot (a) and 5-shot (b) classification accuracy on CIFAR-FS with various backbone DNNs. Error bars show standard errors. Asterisks mean significant differences between DONE and Qi’s method (Dwass-Steel-Critchlow-Fligner test).

consistent with known facts that ViT is considered to be better at predictive uncertainty estimation (Guo et al. 2017; Minderer et al. 2021), more robust to input perturbations (Bhojanapalli et al. 2021), and more suitable at classifying OODs (Fort, Ren, and Lakshminarayanan 2021) than CNNs like EfficientNet.

In EfficientNet by Qi’s method (Figure 4(c)), most of not only 8-class w_j but also the ImageNet w_j were out of the distribution of w_i of original 1000 classes. The difference in the distributions between the original w_i and the ImageNet w_j is considered to indicate the difference in the statistical properties of x and w_i vectors in EfficientNet.

In the case of 100-shot learning (the terminal points of the gray arrows in Figure 4), w_j went away from the cluster of original w_i in all three cases, although their performance was better than one-shot learning. Therefore, 100-shot w_j were considered to work somehow in a different way from the original w_i .

Transfer few-shot learning

DONE is recommended for the easy addition of new classes, not for transfer learning. However, DONE can work for transfer learning (Figure S4) and is convenient for the evaluation of DNNs and other few-shot learning methods. We examined the 5-way (5 classes) 1-shot task of CIFAR-FS, which is a kind of standard task in one-shot classification. Specifically, we used each single image in 5 classes out of 100 classes of CIFAR-100 for constructing a model, and evaluated the model by 15 images in each class. The combination of the 5 classes (and corresponding training images) was randomly changed 100 times (Figure 5(a)). Also 5-way 5-shot tasks were tested in a similar way (Figure 5(b)).

We found ViT significantly outperformed the other DNNs in all conditions (Dwass-Steel-Critchlow-Fligner test). DONE was significantly better than Qi’s method with a CNN model and never significantly worse.

Figure 5 also clearly shows that how much other state-of-the-art one-shot learning methods with optimization (methods in (Zhang et al. 2022) and (Bendou et al. 2022)) outperform DONE as the baseline without optimization, at the same test with a common backbone DNN (ResNet-12). Thus, using a better backbone DNN in the immediate use of DONE without optimization has a similar effect to running optimization.

Conclusion and Future work

This paper has proposed DONE, one of the simplest one-shot learning methods, which avoids the severe problem of the previous weight imprinting method and can add new classes to a pretrained DNN at a decent performance without optimization or modification of the DNN. DONE applies quantile weight imprinting, which is an implementation of the concept of physical constraints of neurons, to the final dense layer of a DNN model. Given the simplicity and wide applicability, not only DONE but also quantile weight imprinting alone are expected to be applied in a wide range of the field of ANN. This study has just proposed the method, and its scalability (Figure S5) and expected applications are yet to be elucidated. Since the performance of DONE is completely dependent on backbone DNNs and further development of DNN is certain, there will be more and more tasks that can be done by DONE. Moreover, DONE may provide useful insights into the brain’s learning principles because of the simple and Hebbian-like basis.

Acknowledgments

We thank Dr. Toshio Yanagida, Dr. Toshiyuki Kanoh, Dr. Kunihiro Kaneko, Dr. Tsutomu Murata, Dr. Tetsuya Shimokawa and Mr. Yosuke Shinya for helpful advice and discussions. This work was supported in part by MIC under a grant entitled “R&D of ICT Priority Technology (JPMI00316)” and JSPS KAKENHI Grant Number JP20H05533.

References

- Abadi, M.; Agarwal, A.; Barham, P.; Brevdo, E.; Chen, Z.; Citro, C.; Corrado, G. S.; Davis, A.; Dean, J.; and Devin, M. 2015. TensorFlow: Large-scale machine learning on heterogeneous systems.
- Amaratunga, D.; and Cabrera, J. 2001. Analysis of Data From Viral DNA Microchips. *Journal of the American Statistical Association*, 96(456): 1161–1170. Publisher: Taylor & Francis .eprint: <https://doi.org/10.1198/016214501753381814>.
- Andrews, M. 2017. Trained image classification models for Keras. Github, <https://github.com/mdda/deep-learning-models>.
- Andrychowicz, M.; Denil, M.; Gomez, S.; Hoffman, M. W.; Pfau, D.; Schaul, T.; Shillingford, B.; and de Freitas, N. 2016. Learning to learn by gradient descent by gradient descent. In *Advances in Neural Information Processing Systems*, volume 29. Curran Associates, Inc.
- Bendou, Y.; Hu, Y.; Lafargue, R.; Lioi, G.; Padeloup, B.; Pateux, S.; and Gripon, V. 2022. EASY: Ensemble Augmented-Shot Y-shaped Learning: State-Of-The-Art Few-Shot Classification with Simple Ingredients. *arXiv:2201.09699*. ArXiv: 2201.09699.
- Bertinetto, L.; Henriques, J. F.; Torr, P.; and Vedaldi, A. 2018. Meta-learning with differentiable closed-form solvers. In *International Conference on Learning Representations*.
- Bhojanapalli, S.; Chakrabarti, A.; Glasner, D.; Li, D.; Unterthiner, T.; and Veit, A. 2021. Understanding Robustness of Transformers for Image Classification. In *Proceedings of the IEEE/CVF International Conference on Computer Vision*, 10231–10241.
- Bolstad, B.; Irizarry, R.; Astrand, M.; and Speed, T. 2003. A comparison of normalization methods for high density oligonucleotide array data based on variance and bias. *Bioinformatics*, 19(2): 185–193.
- Cristovao, P.; Nakada, H.; Tanimura, Y.; and Asoh, H. 2022. Few Shot Model based on Weight Imprinting with Multiple Projection Head. In *2022 16th International Conference on Ubiquitous Information Management and Communication (IMCOM)*, 1–7.
- Dayan, P.; and Abbott, L. F. 2001. *Theoretical neuroscience: computational and mathematical modeling of neural systems*. Computational neuroscience. Cambridge, Mass: Massachusetts Institute of Technology Press. ISBN 978-0-262-04199-7.
- Deleu, T.; Wurfl, T.; Samiei, M.; Cohen, J. P.; and Bengio, Y. 2019. Torchmeta: A Meta-Learning library for PyTorch. *arXiv:1909.06576*. ArXiv: 1909.06576.
- Deng, J.; Dong, W.; Socher, R.; Li, L.-J.; Li, K.; and Fei-Fei, L. 2009. Imagenet: A large-scale hierarchical image database. In *2009 IEEE conference on computer vision and pattern recognition*, 248–255. Ieee.
- Dhillon, G. S.; Chaudhari, P.; Ravichandran, A.; and Soatto, S. 2019. A Baseline for Few-Shot Image Classification. In *International Conference on Learning Representations*.
- Dosovitskiy, A.; Beyer, L.; Kolesnikov, A.; Weissenborn, D.; Zhai, X.; Unterthiner, T.; Dehghani, M.; Minderer, M.; Heigold, G.; Gelly, S.; Uszkoreit, J.; and Houlsby, N. 2020. An Image is Worth 16x16 Words: Transformers for Image Recognition at Scale. In *International Conference on Learning Representations*.
- Eshed, N. 2020. Novelty Detection and Analysis in Convolutional Neural Networks. Accepted: 2020-08-10T20:07:36Z.

- Fei-Fei, L.; Fergus, R.; and Perona, P. 2006. One-shot learning of object categories. *IEEE Transactions on Pattern Analysis and Machine Intelligence*, 28(4): 594–611. Conference Name: IEEE Transactions on Pattern Analysis and Machine Intelligence.
- Finn, C.; Abbeel, P.; and Levine, S. 2017. Model-Agnostic Meta-Learning for Fast Adaptation of Deep Networks. In *Proceedings of the 34th International Conference on Machine Learning*, 1126–1135. PMLR. ISSN: 2640-3498.
- Fort, S.; Ren, J.; and Lakshminarayanan, B. 2021. Exploring the Limits of Out-of-Distribution Detection. In *Advances in Neural Information Processing Systems*, volume 34, 7068–7081. Curran Associates, Inc.
- Goodfellow, I.; Pouget-Abadie, J.; Mirza, M.; Xu, B.; Warde-Farley, D.; Ozair, S.; Courville, A.; and Bengio, Y. 2014. Generative Adversarial Nets. In *Advances in Neural Information Processing Systems*, volume 27. Curran Associates, Inc.
- Guo, C.; Pleiss, G.; Sun, Y.; and Weinberger, K. Q. 2017. On Calibration of Modern Neural Networks. In *Proceedings of the 34th International Conference on Machine Learning*, 1321–1330. PMLR. ISSN: 2640-3498.
- He, K.; Zhang, X.; Ren, S.; and Sun, J. 2016. Deep Residual Learning for Image Recognition. In *2016 IEEE Conference on Computer Vision and Pattern Recognition (CVPR)*, 770–778. IEEE Computer Society. ISBN 978-1-4673-8851-1. ISSN: 1063-6919.
- Hebb, D. O. 2002. *The Organization of Behavior: A Neuropsychological Theory*. New York: Psychology Press. ISBN 978-1-4106-1240-3.
- Huisman, M.; van Rijn, J. N.; and Plaat, A. 2021. A survey of deep meta-learning. *Artificial Intelligence Review*, 54(6): 4483–4541.
- Iakubovskii, P. 2019. EfficientNet Keras (and TensorFlow Keras). Github, <https://github.com/qubvel/efficientnet>.
- Kaya, M.; and Bilge, H. S. 2019. Deep Metric Learning: A Survey. *Symmetry*, 11(9): 1066. Number: 9 Publisher: Multidisciplinary Digital Publishing Institute.
- Koch, G.; Zemel, R.; and Salakhutdinov, R. 2015. Siamese neural networks for one-shot image recognition. In *ICML deep learning workshop*, volume 2, 0. Lille.
- Krizhevsky, A.; and Hinton, G. 2009. *Learning multiple layers of features from tiny images*. Publisher: Citeseer.
- Lake, B. M.; Salakhutdinov, R.; and Tenenbaum, J. B. 2015. Human-level concept learning through probabilistic program induction. *Science*, 350(6266): 1332–1338. Publisher: American Association for the Advancement of Science.
- Lakshminarayanan, B.; Pritzel, A.; and Blundell, C. 2017. Simple and Scalable Predictive Uncertainty Estimation using Deep Ensembles. In *Advances in Neural Information Processing Systems*, volume 30. Curran Associates, Inc.
- Li, Y.; Zhu, H.; Ma, J.; Tian, S.; Teo, C. S.; Xiang, C.; Vadakkepa, P.; and Lee, T. H. 2021. Classification Weight Imprinting for Data Efficient Object Detection. In *2021 IEEE 30th International Symposium on Industrial Electronics (ISIE)*, 1–5. ISSN: 2163-5145.
- Minderer, M.; Djolonga, J.; Romijnders, R.; Hubis, F.; Zhai, X.; Houlsby, N.; Tran, D.; and Lucic, M. 2021. Revisiting the Calibration of Modern Neural Networks. In *Advances in Neural Information Processing Systems*, volume 34, 15682–15694. Curran Associates, Inc.
- Morales, F. 2020. vit-keras. Github, <https://github.com/faustomorales/vit-keras>.
- Passalis, N.; Iosifidis, A.; Gabbouj, M.; and Tefas, A. 2021. Hypersphere-Based Weight Imprinting for Few-Shot Learning on Embedded Devices. *IEEE Transactions on Neural Networks and Learning Systems*, 32(2): 925–930. Conference Name: IEEE Transactions on Neural Networks and Learning Systems.

- Qi, H.; Brown, M.; and Lowe, D. G. 2018. Low-Shot Learning With Imprinted Weights. In *Proceedings of the IEEE Conference on Computer Vision and Pattern Recognition*, 5822–5830.
- Russakovsky, O.; Deng, J.; Su, H.; Krause, J.; Satheesh, S.; Ma, S.; Huang, Z.; Karpathy, A.; Khosla, A.; Bernstein, M.; Berg, A. C.; and Fei-Fei, L. 2015. ImageNet Large Scale Visual Recognition Challenge. *arXiv:1409.0575*. ArXiv: 1409.0575.
- Sandler, M.; Howard, A.; Zhu, M.; Zhmoginov, A.; and Chen, L.-C. 2018. MobileNetV2: Inverted Residuals and Linear Bottlenecks. In *2018 IEEE/CVF Conference on Computer Vision and Pattern Recognition*, 4510–4520. Salt Lake City, UT: IEEE. ISBN 978-1-5386-6420-9.
- Schwartz, E.; Karlinsky, L.; Shtok, J.; Harary, S.; Marder, M.; Kumar, A.; Feris, R.; Giryes, R.; and Bronstein, A. 2018. Delta-encoder: an effective sample synthesis method for few-shot object recognition. In *Advances in Neural Information Processing Systems*, volume 31. Curran Associates, Inc.
- Semery, O. 2018. tf2cv: Image classification models for TensorFlow 2.0.
- Simonyan, K.; and Zisserman, A. 2015. Very Deep Convolutional Networks for Large-Scale Image Recognition. In Bengio, Y.; and LeCun, Y., eds., *3rd International Conference on Learning Representations, ICLR 2015, San Diego, CA, USA, May 7-9, 2015, Conference Track Proceedings*.
- Snell, J.; Swersky, K.; and Zemel, R. 2017. Prototypical Networks for Few-shot Learning. In *Advances in Neural Information Processing Systems*, volume 30. Curran Associates, Inc.
- Szegedy, C.; Liu, W.; Jia, Y.; Sermanet, P.; Reed, S.; Anguelov, D.; Erhan, D.; Vanhoucke, V.; and Rabinovich, A. 2015. Going Deeper With Convolutions. In *Proceedings of the IEEE Conference on Computer Vision and Pattern Recognition*, 1–9.
- Tan, M.; and Le, Q. 2019. EfficientNet: Rethinking Model Scaling for Convolutional Neural Networks. In *Proceedings of the 36th International Conference on Machine Learning*, 6105–6114. PMLR. ISSN: 2640-3498.
- Vinyals, O.; Blundell, C.; Lillicrap, T.; kavukcuoglu, k.; and Wierstra, D. 2016. Matching Networks for One Shot Learning. In *Advances in Neural Information Processing Systems*, volume 29. Curran Associates, Inc.
- Weinberger, K. Q.; and Saul, L. K. 2009. Distance Metric Learning for Large Margin Nearest Neighbor Classification. *The Journal of Machine Learning Research*, 10: 207–244.
- Yang, J.; Zhou, K.; Li, Y.; and Liu, Z. 2021. Generalized Out-of-Distribution Detection: A Survey. *arXiv:2110.11334*. ArXiv: 2110.11334.
- Zhang, B.; Ye, H.; Yu, G.; Wang, B.; Wu, Y.; Fan, J.; and Chen, T. 2022. Sample-Centric Feature Generation for Semi-Supervised Few-Shot Learning. *IEEE Transactions on Image Processing*, 31: 2309–2320. Conference Name: IEEE Transactions on Image Processing.
- Zhu, H.; Li, X.; Chen, W.; Li, X.; Ma, J.; Teo, C. S.; Teo, T. J.; and Lin, W. 2022. Weight Imprinting Classification-Based Force Grasping With a Variable-Stiffness Robotic Gripper. *IEEE Transactions on Automation Science and Engineering*, 19(2): 969–981. Conference Name: IEEE Transactions on Automation Science and Engineering.