

Benchmarking the Hooke-Jeeves Method, MTS-LS1, and BSrr on the Large-scale BBOB Function Set

Ryoji Tanabe

Yokohama National University & RIKEN AIP
Yokohama, Kanagawa, Japan
rt.ryoji.tanabe@gmail.com

ABSTRACT

This paper investigates the performance of three black-box optimizers exploiting separability on the 24 large-scale BBOB functions, including the Hooke-Jeeves method, MTS-LS1, and BSrr. Although BSrr was not specially designed for large-scale optimization, the results show that BSrr has a state-of-the-art performance on the five separable large-scale BBOB functions. The results show that the asymmetry significantly influences the performance of MTS-LS1. The results also show that the Hooke-Jeeves method performs better than MTS-LS1 on unimodal separable BBOB functions.

CCS CONCEPTS

• **Computing methodologies** → **Continuous space search.**

KEYWORDS

Benchmarking, Black-box optimization, Large scale optimization

ACM Reference Format:

Ryoji Tanabe. 2022. Benchmarking the Hooke-Jeeves Method, MTS-LS1, and BSrr on the Large-scale BBOB Function Set. In *Genetic and Evolutionary Computation Conference Companion (GECCO '22 Companion)*, July 9–13, 2022, Boston, MA, USA. ACM, New York, NY, USA, 9 pages. <https://doi.org/10.1145/3520304.3533951>

1 INTRODUCTION

The Hooke-Jeeves pattern search method [10] proposed in 1961 is one of the most classical black-box optimizers. Throughout this paper, HJ denotes the Hooke-Jeeves method. HJ generates a new search point \mathbf{x}^{new} by perturbing only one variable in the current one \mathbf{x} . This operation is called a pattern move. After all variables in \mathbf{x} have been perturbed, the so-called exploratory move is performed. If the pattern move was successful for at least one variable, HJ generates a new search point \mathbf{x}^{new} by taking the difference from the previous one \mathbf{x}^{prev} to the current one \mathbf{x} , i.e., $\mathbf{x}^{\text{new}} := \mathbf{x} + (\mathbf{x} - \mathbf{x}^{\text{prev}})$.

Multiple trajectory search (MTS) [21] was designed for large-scale black-box optimization. MTS was the winner of the IEEE CEC2008 competition on large-scale global optimization (LSGO). MTS adaptively uses three local search methods: MTS-LS1, MTS-LS2, and MTS-LS3. In this paper, we focus only on MTS-LS1 rather than MTS. Some hybrid optimizers use MTS-LS1 as a local search method, including iCMAES-ILS [16], MOS [14, 15], and SHADE-ILS [18]. Here, they were the winners of the IEEE CEC2013, CEC2013

LSGO, and CEC2018 LSGO competitions, respectively. MTS-LS1 is similar to HJ. Their two essential differences are as follows. MTS-LS1 does not adopt the exploratory move. MTS-LS1 also reinitializes the step-size σ for the perturbation operator when σ is smaller than a pre-defined threshold.

BSrr (also known as NDSqstep and BrentSTEPrr) [1, 19] is one of the state-of-the-art optimizers for the five separable noiseless BBOB functions (f_1, \dots, f_5) [8]. Some previous studies on feature-based algorithm selection [4, 11, 12] incorporated BSrr into algorithm portfolios. The Brent-STEP algorithm [1] is a hybrid algorithm of two line search methods: the Brent method [2] and STEP [13], which perform particularly well for unimodal and multimodal functions, respectively. Roughly speaking, the Brent-STEP algorithm first applies the Brent method to a partition of the one-dimensional space. If the search fails, the Brent-STEP algorithm then runs STEP. Note that the Brent-STEP algorithm is available only for univariate optimization. BSrr is an extended version of the Brent-STEP algorithm for multivariate optimization. BSrr applies the Brent-STEP algorithm to each variable in a round-robin manner.

We believe that the separability rarely appears in real-world applications. However, just in case, it is better for an algorithm portfolio and a hybrid method to contain an optimizer that can exploit the separability, e.g., BSrr. This paper investigates the performance of HJ, MTS-LS1, and BSrr on the large-scale BBOB function set [23] to address the following three research questions:

RQ1 *How does the performance of BSrr scale to large dimensions?* BSrr was not designed for large-scale optimization. BSrr has been benchmarked on problems with up to 20 dimensions. Thus, we are interested whether BSrr works well even for more than 20 dimensions.

RQ2 *Does MTS-LS1 perform well on the large-scale BBOB function set?* MTS-LS1 has not been benchmarked on any BBOB function set. We are interested whether MTS-LS1 can handle various transformations (e.g., asymmetry breaking) in the BBOB functions. We are also interested in comparing MTS-LS1 with BSrr, which has shown its effectiveness on the five separable noiseless BBOB functions.

RQ3 *Do HJ and MTS-LS1 perform similar?* Although HJ and MTS-LS1 are very similar, their performance has not been compared. It is interesting to compare MTS-LS1 proposed in 2008 and HJ proposed in 1961 in a systematic manner.

2 EXPERIMENTAL SETUP

We implemented HJ and MTS-LS1 in C. Their code is available at <https://github.com/ryojitanabe/largebbob2022>. We believe that there are no “the HJ” and “the MTS-LS1”. We referred to the description in [3] to implement HJ. We also referred to the code of MTS-LS1 in MOS (<https://sci2s.ugr.es/EAMHCO>) to implement MTS-LS1. For

Algorithm 1: The Hooke-Jeeves method (HJ)

```

1 Initialize  $\mathbf{x}, \sigma \leftarrow \sigma^{\text{init}}$ ;
2 while not happy do
3    $\mathbf{x}^{\text{prev}} \leftarrow \mathbf{x}$ ;
4   for  $i \in \{1, \dots, D\}$  do
5      $\mathbf{x}^{\text{new}} \leftarrow \mathbf{x}, x_i^{\text{new}} \leftarrow x_i + \sigma(x_i^{\text{upper}} - x_i^{\text{lower}})$ ;
6     if  $f(\mathbf{x}^{\text{new}}) < f(\mathbf{x})$  then  $\mathbf{x} \leftarrow \mathbf{x}^{\text{new}}$ ;
7     else
8        $\mathbf{x}^{\text{new}} \leftarrow \mathbf{x}, x_i^{\text{new}} \leftarrow x_i - \sigma(x_i^{\text{upper}} - x_i^{\text{lower}})$ ;
9       if  $f(\mathbf{x}^{\text{new}}) < f(\mathbf{x})$  then  $\mathbf{x} \leftarrow \mathbf{x}^{\text{new}}$ ;
10  if  $f(\mathbf{x}) < f(\mathbf{x}^{\text{prev}})$  then
11     $\mathbf{x}^{\text{new}} \leftarrow \mathbf{x} + (\mathbf{x} - \mathbf{x}^{\text{prev}})$ ;
12    if  $f(\mathbf{x}^{\text{new}}) < f(\mathbf{x})$  then  $\mathbf{x} \leftarrow \mathbf{x}^{\text{new}}$ ;
13  else  $\sigma \leftarrow c \times \sigma$ ;

```

Algorithm 2: MTS-LS1

```

1 Initialize  $\mathbf{x}, \sigma \leftarrow \sigma^{\text{init}}$ ;
2 while not happy do
3    $\mathbf{x}^{\text{prev}} \leftarrow \mathbf{x}$ ;
4   for  $i \in \{1, \dots, D\}$  do
5      $\mathbf{x}^{\text{new}} \leftarrow \mathbf{x}, x_i^{\text{new}} \leftarrow x_i - \sigma(x_i^{\text{upper}} - x_i^{\text{lower}})$ ;
6     if  $f(\mathbf{x}^{\text{new}}) < f(\mathbf{x})$  then  $\mathbf{x} \leftarrow \mathbf{x}^{\text{new}}$ ;
7     else
8        $\mathbf{x}^{\text{new}} \leftarrow \mathbf{x}, x_i^{\text{new}} \leftarrow x_i + 0.5 \times \sigma(x_i^{\text{upper}} - x_i^{\text{lower}})$ ;
9       if  $f(\mathbf{x}^{\text{new}}) < f(\mathbf{x})$  then  $\mathbf{x} \leftarrow \mathbf{x}^{\text{new}}$ ;
10  if  $f(\mathbf{x}) = f(\mathbf{x}^{\text{prev}})$  then
11     $\sigma \leftarrow c \times \sigma$ ;
12    if  $\sigma(x_1^{\text{upper}} - x_1^{\text{lower}}) < 10^{-15}$  then  $\sigma \leftarrow \sigma^{\text{init}}$ ;

```

the sake of clarity, Algorithms 1 and 2 show *the* HJ and *the* MTS-LS1 which we understood. Here, $\mathbf{x} = (x_1, \dots, x_D)^\top$ is the current D -dimensional search point, \mathbf{x}^{prev} is the previous one, \mathbf{x}^{new} is the new one, x_i^{upper} and x_i^{lower} are the upper and lower bounds of a problem. In addition, σ is the step-size, σ^{init} is the initial value of σ , and c is the learning rate for σ . If x_i^{new} is out of the range $[x_i^{\text{lower}}, x_i^{\text{upper}}]$, x_i^{new} is replaced with the closest bound. We used the Python implementation of BSrr provided by the authors of [1] (<https://github.com/pasky/step>).

For HJ and MTS-LS1, we set $\sigma^{\text{init}} = 0.4$ and $c = 0.5$ as in [21]. We also investigate the performance of HJ and MTS-LS1 with $c = 0.9$. We denote HJ and MTS-LS1 with $c = 0.5$ and $c = 0.9$ as “HJ-5”, “HJ-9”, “MTS-LS1-5”, and “MTS-LS1-9”, respectively. We used the default parameter setting for BSrr. We set the maximum number of function evaluations (`max_budget`) for HJ and MTS-LS1 to $10^4 \times D$. Because BSrr implemented in Python is time-consuming for large dimensions, we set `max_budget` for BSrr to $10^3 \times D$.

3 CPU TIMING

In order to evaluate the CPU timing of the algorithms, we have run the three optimizers *without* restarts on the entire `bbob-largescale` test suite [23] for $2D$ function evaluations according to [9]. We conducted our experiments on a Ubuntu 18.04 with Intel(R) 52-Core

Table 1: Computation time of the three optimizers (10^{-5} seconds).

Optimizers	Languages	20-D	40-D	80-D	160-D	320-D	640-D
HJ	C	Na	4.2	5.9	11	21	41
MTS-LS1	C	4.1	2.0	5.8	11	21	42
BSrr	Python	13	20	33	62	120	270

Xeon Platinum 8270 (26-Core \times 2) 2.7GHz and (compile) options `-O2`. Table 1 shows the computation time. As seen from Table 1, the C code is much faster than the Python code in terms of the CPU time.

4 RESULTS

Results from experiments according to [9] and [5] on the benchmark functions given in [23] are presented in Figures 1, 2, 3, 4, and 5 and Tables 2 and 3. The experiments were performed with COCO [7], version 2.5, the plots were produced with version 2.6.

The **expected runtime (ERT)** depends on a given target function value, $f_t = f_{\text{opt}} + \Delta f$, and is computed over all relevant trials as the number of function evaluations executed during each trial while the best function value did not reach f_t , summed over all trials and divided by the number of trials that actually reached f_t [6, 20]. **Statistical significance** is tested with the rank-sum test for a given target Δf_t using, for each trial, either the number of needed function evaluations to reach Δf_t (inverted and multiplied by -1), or, if the target was not reached, the best Δf -value achieved, measured only up to the smallest number of overall function evaluations for any unsuccessful trial under consideration.

Some observations For the sake of reference, we show the results of L-BFGS [17] reported in [22]. The comparison results show that the five optimizers perform significantly worse than L-BFGS on ill-conditioned nonseparable functions (f_6, \dots, f_{14}), except for f_7 . Our results and the results in [22] indicate that any optimizer performs poorly on a high-dimensional f_7 with plateaus. However, as shown in the results on f_6 for 80 and 320 dimensions in Tables 2 and 3, the ERT values of HJ-9 are just approximately 4.9 and 2.2 times larger than those of L-BFGS, respectively. These results indicate that the exploratory move in HJ is effective on f_6 . As seen from Figures 4, and 5, the position of the initial search point significantly influences the performance of optimizers on f_{19} . This unexpected observation may relate to a known issue in f_{19} (<https://github.com/numbbo/coco/issues/1851>). Here, for HJ and MTS-LS1, we initialized the first search point \mathbf{x} to the center of the search space $[-5, 5]^D$, i.e., $\mathbf{x} = (0, \dots, 0)^\top$. In contrast, BSrr and L-BFGS select the first search point uniformly at random in $[-1, 3]^D$ and $[-4, 4]^D$, respectively. Tables 2 and 3 show that HJ-5 and HJ-9 reach the smallest target value $f_{\text{opt}} + 10^{-8}$ in f_5 for 80 and 320 dimensions within approximately 122 and 481 function evaluations, respectively. We believe that the excellent performance of HJ-5 and HJ-9 on f_5 is due to the replacement-based bound handling operation in our study. Although the optimal solution in f_5 is on the bounds, the replacement operation moves infeasible solutions to the bounds.

Answers to RQ1: Figure 1 shows that BSrr performs the best on f_1 with $D = 640$, f_2 with $D \leq 160$, f_3 with any D , and f_4 . Especially, the performance of BSrr on f_3 and f_4 is notable. Although BSrr cannot reach the smallest target value $f_{\text{opt}} + 10^{-8}$ on f_4 for 320 and 640 dimensions, BSrr reaches other target values, e.g., $f_{\text{opt}} + 10^{-6}$.

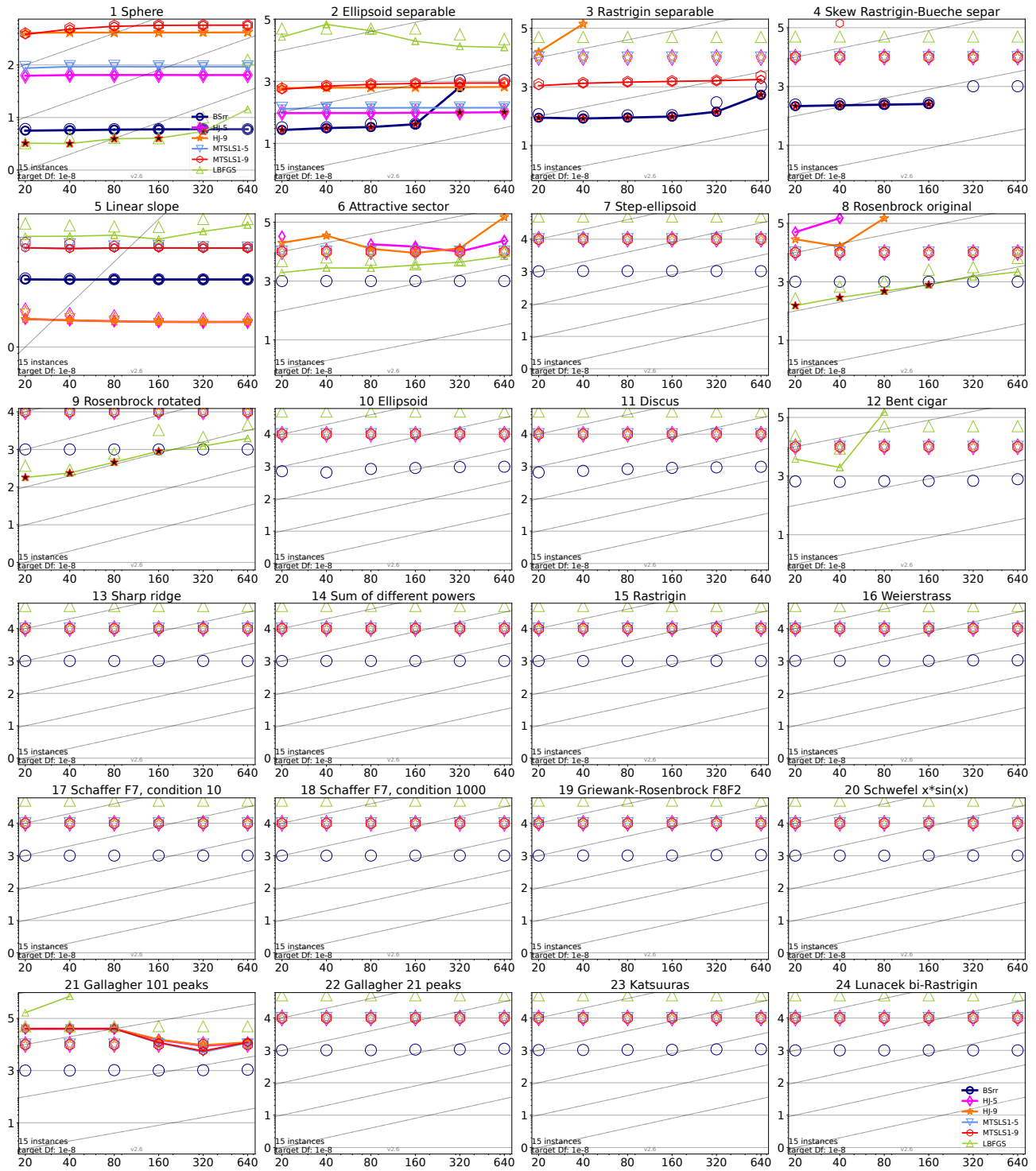


Figure 1: Expected running time (ERT in number of f -evaluations as \log_{10} value), divided by dimension for target function value 10^{-8} versus dimension. Slanted grid lines indicate quadratic scaling with the dimension. Different symbols correspond to different algorithms given in the legend of f_1 and f_{24} . Light symbols give the maximum number of evaluations from the longest trial divided by dimension. Black stars indicate a statistically better result compared to all other algorithms with $p < 0.01$ and Bonferroni correction number of dimensions (six). Legend: \circ : BSrr, \diamond : HJ-5, \star : HJ-9, ∇ : LBFGS, \square : MTSLS1-5, \triangle : MTSLS1-9.

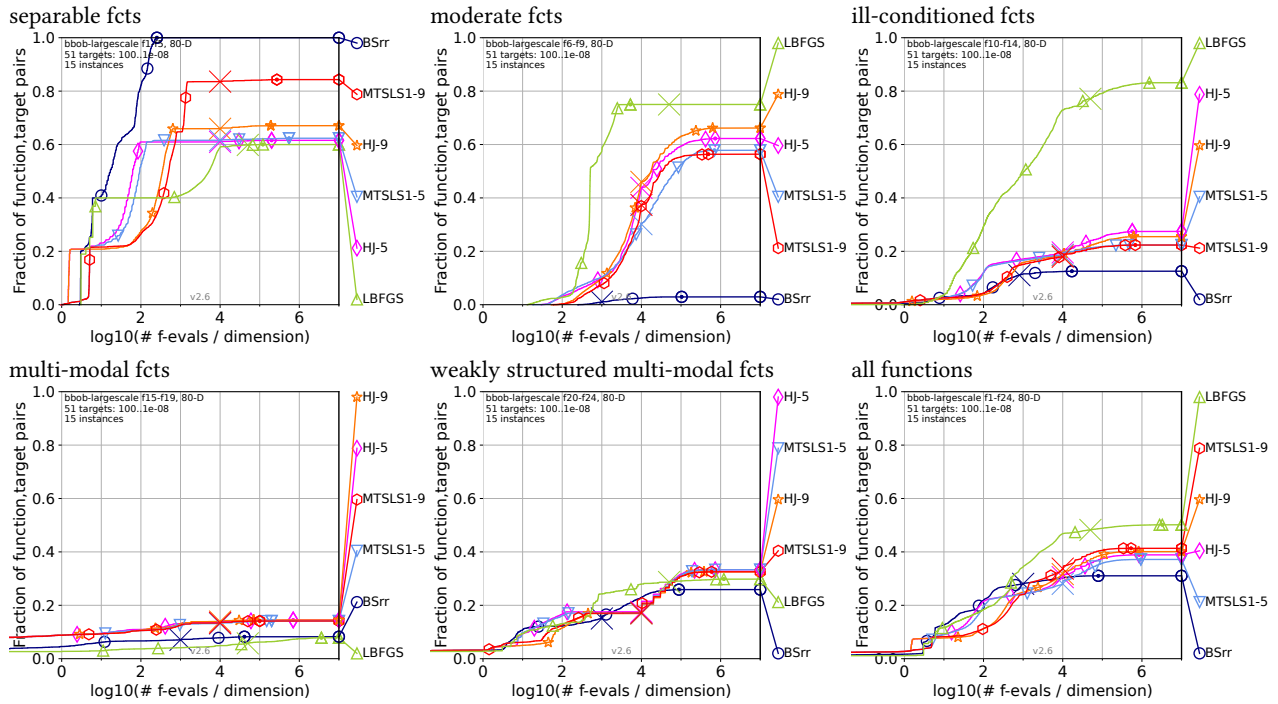


Figure 2: Bootstrapped empirical cumulative distribution of the number of f -evaluations divided by dimension (FEvals/DIM) for 51 targets with target precision in $10^{[-8..2]}$ for all functions and subgroups in 80-D.

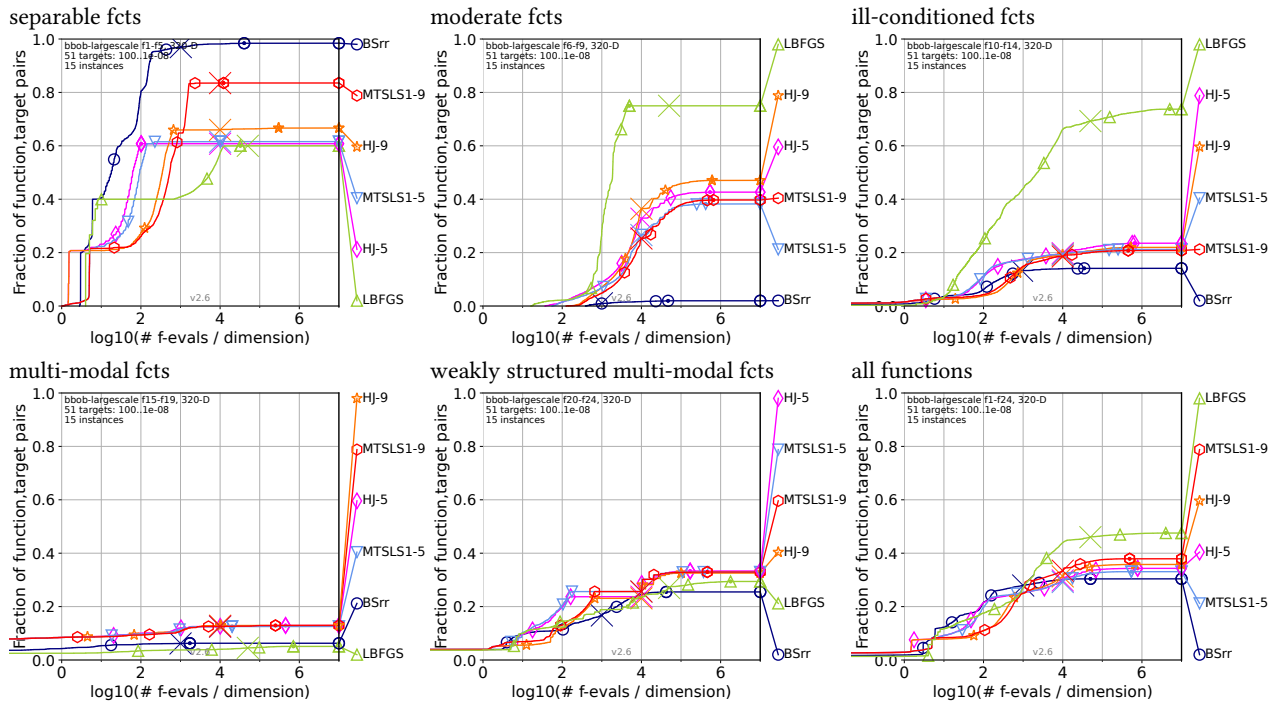


Figure 3: Bootstrapped empirical cumulative distribution of the number of f -evaluations divided by dimension (FEvals/DIM) for 51 targets with target precision in $10^{[-8..2]}$ for all functions and subgroups in 320-D.

Δf_{opt}	1e1	1e0	1e-1	1e-2	1e-3	1e-5	1e-7	#succ	Δf_{opt}	1e1	1e0	1e-1	1e-2	1e-3	1e-5	1e-7	#succ	
f1									f13									
BSrr	351(20)	400(4)	445(39)	465(17)	468(17)	470(16)	470(16)	15/15	BSrr	5.6e4(4e4)	1e6	∞	∞	∞	∞	∞	8e4	0/15
HJ-5	642(20)	1036(10)	1607(12)	2154(14)	2537(12)	3639(32)	4611(14)	15/15	HJ-5	1.3e5(4e5)	1.6e6(2e6)	∞	∞	∞	∞	∞	8e5	0/15
HJ-9	3740(40)	7274(42)	1.1e4(35)	1.4e4(31)	1.7e4(36)	2.3e4(36)	3.0e4(115)	15/15	HJ-9	3.6e4(4103)	2.3e6(3e6)	1.1e7(2e7)	∞	∞	∞	∞	8e5	0/15
MTSLS1-	635(62)	1498(20)	2363(23)	2951(66)	3795(16)	5235(44)	6930(124)	15/15	MTSLS1-	2.1e5(4e5)	1.1e7(1e7)	∞	∞	∞	∞	∞	8e5	0/15
MTSLS1-	3472(449)	7268(369)	1.2e4(902)	1.7e4(732)	2.2e4(654)	3.2e4(765)	4.1e4(728)	15/15	MTSLS1-	3.2e5(4e5)	5.2e6(9e6)	∞	∞	∞	∞	∞	8e5	0/15
LBFGS	245(0)*4	245(0)*4	245(0)*4	245(0)*4	245(0)*4	245(0)*4	256(40)*4	15/15	LBFGS	2205(243)*4	2.3e4(2e4)*	1.6e5(1e5)	2.0e6(2e6)	6.2e6(6e6)	∞	∞	4e6	0/15
f2									f14									
BSrr	986(82)*4	1061(82)*4	1185(85)*4	1271(88)*4	1422(122)*4	1689(120)*4	1940(122)*4	15/15	BSrr	495(160)	7769(2940)	1.4e4(3934)	4.1e4(1e4)	∞	∞	∞	8e4	0/15
HJ-5	3146(12)	3547(154)	4053(10)	4628(17)	5019(143)	6136(18)	7066(10)	15/15	HJ-5	865(304)	2011(272)	3799(474)	6594(808)	2.3e4(925e)	3.8e6(2e6)	∞	8e5	0/15
HJ-9	1.9e4(22)	2.3e4(31)	2.6e4(131)	2.9e4(34)	3.2e4(30)	3.9e4(82)	4.6e4(702)	15/15	HJ-9	1384(919)	1.0e4(1316)	1.9e4(2170)	2.9e4(2414)	7.0e4(1e4)	∞	8e5	0/15	
MTSLS1-	4563(325)	5189(234)	6048(148)	6932(230)	7506(16)	9190(165)	1.1e4(88)	15/15	MTSLS1-	386(214)	2081(254)	3988(524)	7909(1080)	2.8e4(1e4)	∞	8e5	0/15	
MTSLS1-	2.6e4(1272)	3.1e4(1674)	3.7e4(892)	4.1e4(1450)	4.6e4(1609)	5.4e4(1900)	6.1e4(1090)	15/15	MTSLS1-	386(214)	7209(812)	1.5e4(1809)	2.9e4(2440)	8.0e4(3e4)	∞	8e5	0/15	
LBFGS	1.2e5(2e4)	1.9e5(2e4)	2.7e5(5e4)	3.5e5(6e4)	5.6e5(6e4)	7.0e5(8e4)		11/15	LBFGS	504(81)	893(81)*4	1314(162)*4	2065(202)*4	4025(243)*4	3.8e4(6278)*4	∞	4e6	0/15
f3									f15									
BSrr	3436(170)*4	5197(360)*4	6257(1041)*4	6296(1014)*4	6423(1053)*4	6563(1054)*4	6803(1081)*4	15/15	BSrr	∞	∞	∞	∞	∞	∞	∞	8e4	0/15
HJ-5	∞	∞	∞	∞	∞	∞	∞	0/15	HJ-5	∞	∞	∞	∞	∞	∞	∞	8e5	0/15
HJ-9	1.2e4(1074)	3.2e6(2e6)	∞	∞	∞	∞	∞	0/15	HJ-9	∞	∞	∞	∞	∞	∞	∞	8e5	0/15
MTSLS1-	∞	∞	∞	∞	∞	∞	∞	0/15	MTSLS1-	∞	∞	∞	∞	∞	∞	∞	8e5	0/15
MTSLS1-	1.6e4(1035)	9.3e4(2892)	9.8e4(1568)	1.0e5(1838)	1.0e5(1737)	1.1e5(3544)	1.1e5(3264)	15/15	MTSLS1-	∞	∞	∞	∞	∞	∞	∞	8e5	0/15
LBFGS	∞	∞	∞	∞	∞	∞	∞	0/15	LBFGS	∞	∞	∞	∞	∞	∞	∞	4e6	0/15
f4									f16									
BSrr	4987(703)*4	9211(1123)*4	1.1e4(1402)*4	1.2e4(1328)*4	1.2e4(1127)*4	1.3e4(1441)*4	1.6e4(1199)*4	15/15	BSrr	1e7	∞	∞	∞	∞	∞	∞	8e4	0/15
HJ-5	∞	∞	∞	∞	∞	∞	∞	0/15	HJ-5	1.1e7(1e7)	∞	∞	∞	∞	∞	∞	8e5	0/15
HJ-9	3.1e5(4e5)	∞	∞	∞	∞	∞	∞	0/15	HJ-9	2.2e6(3e6)	∞	∞	∞	∞	∞	∞	8e5	0/15
MTSLS1-	∞	∞	∞	∞	∞	∞	∞	0/15	MTSLS1-	∞	∞	∞	∞	∞	∞	∞	8e5	0/15
MTSLS1-	8.7e4(1241)	1.1e7(2e7)	∞	∞	∞	∞	∞	0/15	MTSLS1-	∞	∞	∞	∞	∞	∞	∞	8e5	0/15
LBFGS	∞	∞	∞	∞	∞	∞	∞	0/15	LBFGS	∞	∞	∞	∞	∞	∞	∞	4e6	0/15
f5									f17									
BSrr	240(1)	240(1)	240(1)	240(1)	240(1)	240(1)	240(1)	15/15	BSrr	2.6e4(4e4)	∞	∞	∞	∞	∞	∞	8e4	0/15
HJ-5	122(4)	122(4)	122(4)	122(4)	122(4)	122(4)	122(4)	15/15	HJ-5	1500(962)	∞	∞	∞	∞	∞	∞	8e5	0/15
HJ-9	122(4)	122(4)	122(4)	122(4)	122(4)	122(4)	122(4)	15/15	HJ-9	3326(3302)	∞	∞	∞	∞	∞	∞	8e5	0/15
MTSLS1-	393(12)	401(12)	401(12)	401(12)	401(12)	401(12)	401(12)	15/15	MTSLS1-	5.9e4(1300)	∞	∞	∞	∞	∞	∞	8e5	0/15
MTSLS1-	393(12)	401(12)	401(12)	401(12)	401(12)	401(12)	401(12)	15/15	MTSLS1-	6.1e4(4416)	∞	∞	∞	∞	∞	∞	8e5	0/15
LBFGS	412(40)	472(40)	493(81)	493(81)	493(81)	493(81)	493(81)	15/15	LBFGS	6.4e6(6e6)	∞	∞	∞	∞	∞	∞	4e6	0/15
f6									f18									
BSrr	∞	∞	∞	∞	∞	∞	8e4	0/15	BSrr	∞	∞	∞	∞	∞	∞	∞	8e4	0/15
HJ-5	2.0e4(1e4)	5.4e4(3e4)	1.2e5(7e4)	2.0e5(1e5)	3.0e5(2e5)	5.6e5(4e5)	9.3e5(8e5)	7/15	HJ-5	∞	∞	∞	∞	∞	∞	∞	8e5	0/15
HJ-9	2.8e4(1e4)	6.4e4(5e4)	1.2e5(1e5)	2.0e5(2e5)	3.1e5(2e5)	4.6e5(3e5)	7.6e5(6e5)	9/15	HJ-9	∞	∞	∞	∞	∞	∞	∞	8e5	0/15
MTSLS1-	4.1e4(5e4)	1.2e5(1e5)	2.8e5(2e5)	6.5e5(1e6)	1.1e6(1e6)	2.6e6(2e6)	∞	0/15	MTSLS1-	∞	∞	∞	∞	∞	∞	∞	8e5	0/15
MTSLS1-	5.2e4(2e4)	1.3e5(8e4)	2.4e5(2e5)	4.5e5(5e5)	7.5e5(9e5)	1.6e6(2e6)	∞	0/15	MTSLS1-	∞	∞	∞	∞	∞	∞	∞	8e5	0/15
LBFGS	3.1e4(6804)	5.0e4(8829)	7.1e4(7533)	9.1e4(9842)	1.1e5(1e4)	1.5e5(1e4)	1.9e5(2e4)	15/15	LBFGS	∞	∞	∞	∞	∞	∞	∞	4e6	0/15
f7									f19									
BSrr	∞	∞	∞	∞	∞	∞	8e4	0/15	BSrr	2860(1140)	∞	∞	∞	∞	∞	∞	8e4	0/15
HJ-5	∞	∞	∞	∞	∞	∞	8e5	0/15	HJ-5	1(0)	1(0)	2.7e4(4914)*2	∞	∞	∞	∞	8e5	0/15
HJ-9	∞	∞	∞	∞	∞	∞	8e5	0/15	HJ-9	1(0)	1(0)	5.0e4(2893)	∞	∞	∞	∞	8e5	0/15
MTSLS1-	∞	∞	∞	∞	∞	∞	8e5	0/15	MTSLS1-	1(0)	1(0)	3.3e4(5636)	∞	∞	∞	∞	8e5	0/15
MTSLS1-	∞	∞	∞	∞	∞	∞	8e5	0/15	MTSLS1-	1(0)	1(0)	5.1e4(6699)	∞	∞	∞	∞	8e5	0/15
LBFGS	∞	∞	∞	∞	∞	∞	4e6	0/15	LBFGS	5.9e7(8e7)	∞	∞	∞	∞	∞	∞	4e6	0/15
f8									f20									
BSrr	∞	∞	∞	∞	∞	∞	8e4	0/15	BSrr	776(290)	5.9e4(2e4)	∞	∞	∞	∞	∞	8e4	0/15
HJ-5	3.4e5(2e5)	4.4e5(4e5)	5.6e5(4e5)	7.1e5(5e5)	9.7e5(5e5)	2.9e6(2e6)	1.2e7(1e7)	0/15	HJ-5	5.8e4(686)	3.2e6(5e6)	5.4e5(3e5)	5.5e5(4e5)	5.7e5(2e5)	3.2e6(3e6)	3.2e6(4e6)	3.2e6(4e6)	3/15
HJ-9	2.0e5(1e5)	4.5e5(5e5)	5.8e5(5e5)	7.5e5(5e5)	8.5e5(5e5)	1.6e6(9e5)	5.9e6(6e6)	1/15	HJ-9	596(4)	2552(86)*4	∞	∞	∞	∞	∞	8e5	0/15
MTSLS1-	1.6e5(1e5)	7.3e5(2e6)	8.1e5(8e5)	1.0e6(2e6)	1.3e6(2e6)	2.8e6(3e6)	∞	0/15	MTSLS1-	4664(81)	∞	∞	∞	∞	∞	∞	8e5	0/15
MTSLS1-	1.9e5(1e5)	1.2e6(1e6)	1.2e6(1e6)	1.3e6(2e6)	1.3e6(1e6)	1.9e6(1e6)	∞	0/15	MTSLS1-	677(83)	3721(732)	∞	∞	∞	∞	∞	8e5	0/15
LBFGS	2.5e4(8464)	3.5e4(1e4)	3.6e4(1e4)	3.7e4(1e4)*	3.7e4(1e4)*4	3.8e4(1e4)*4	3.8e4(1e4)*4	15/15	LBFGS									

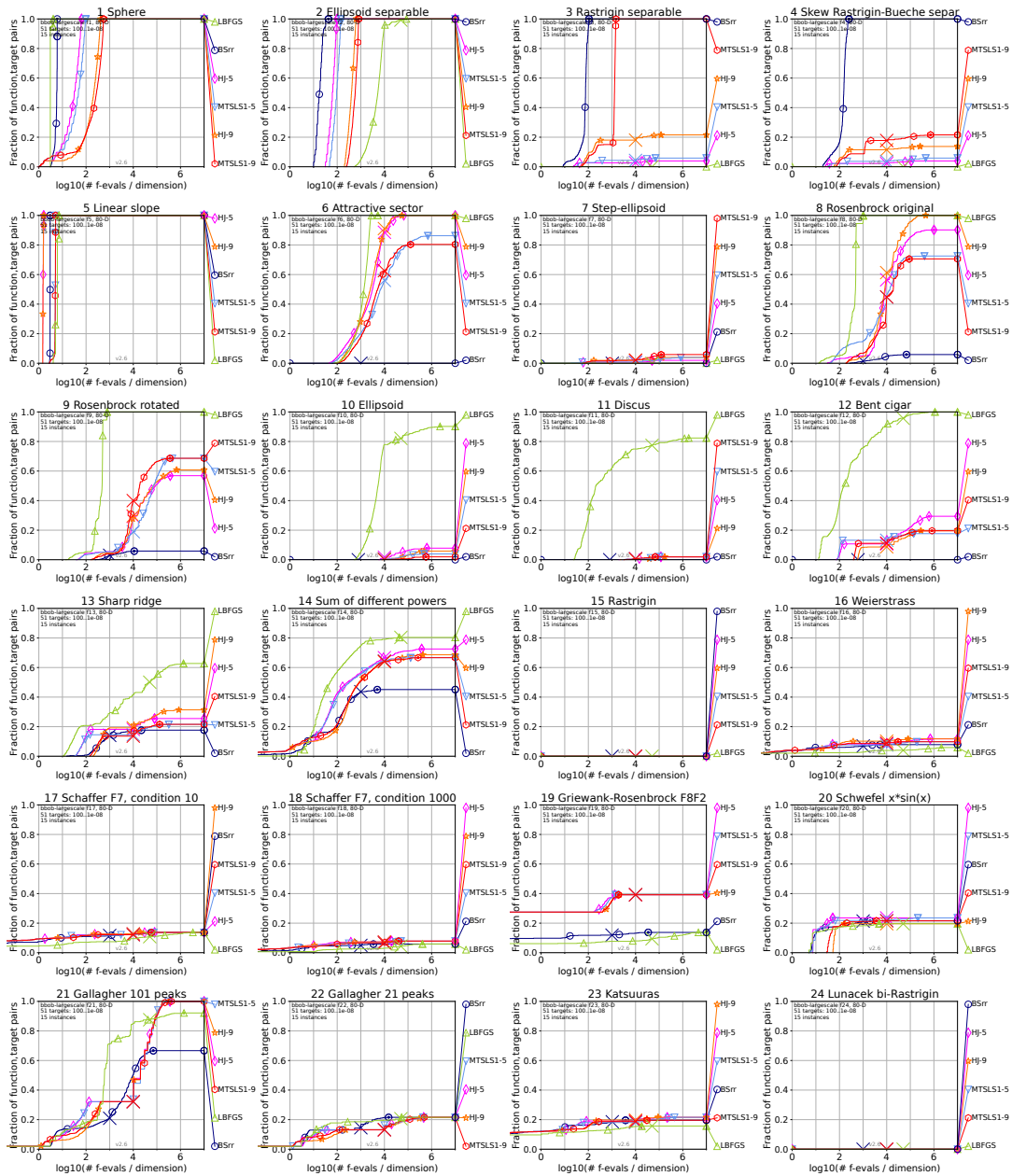


Figure 4: Empirical cumulative distribution of simulated (bootstrapped) runtimes, measured in number of f -evaluations, divided by dimension (FEvals/DIM) for the 51 targets $10^{[-8..2]}$ in dimension 80.

The performance of BSrr unexpectedly deteriorates on f_2 as the dimension increases. This may be because we set the maximum number of function evaluations in BSrr to $10^3 \times D$. The round-robin dimension selection strategy may also not be suitable for large dimensions. Benchmarking of other variants of BSrr [19] (e.g., BSqi) with a large budget of function evaluations is a future research topic.

Answers to RQ2 As shown in Figures 4 and 5, all 15 runs of MTS-LS1-9 on f_3 are successful while those of MTS-LS1-5 are unsuccessful. These observations suggest that the default value of c is not suitable for the BBOB functions. However, as seen from the ERT values for 320 dimensions in Table 3, MTS-LS1-9 performs approximately 6.1 and 6.3 times worse than MTS-LS1-5 on f_1 and f_2 , respectively. Interestingly, MTS-LS1 with any c performs poorly

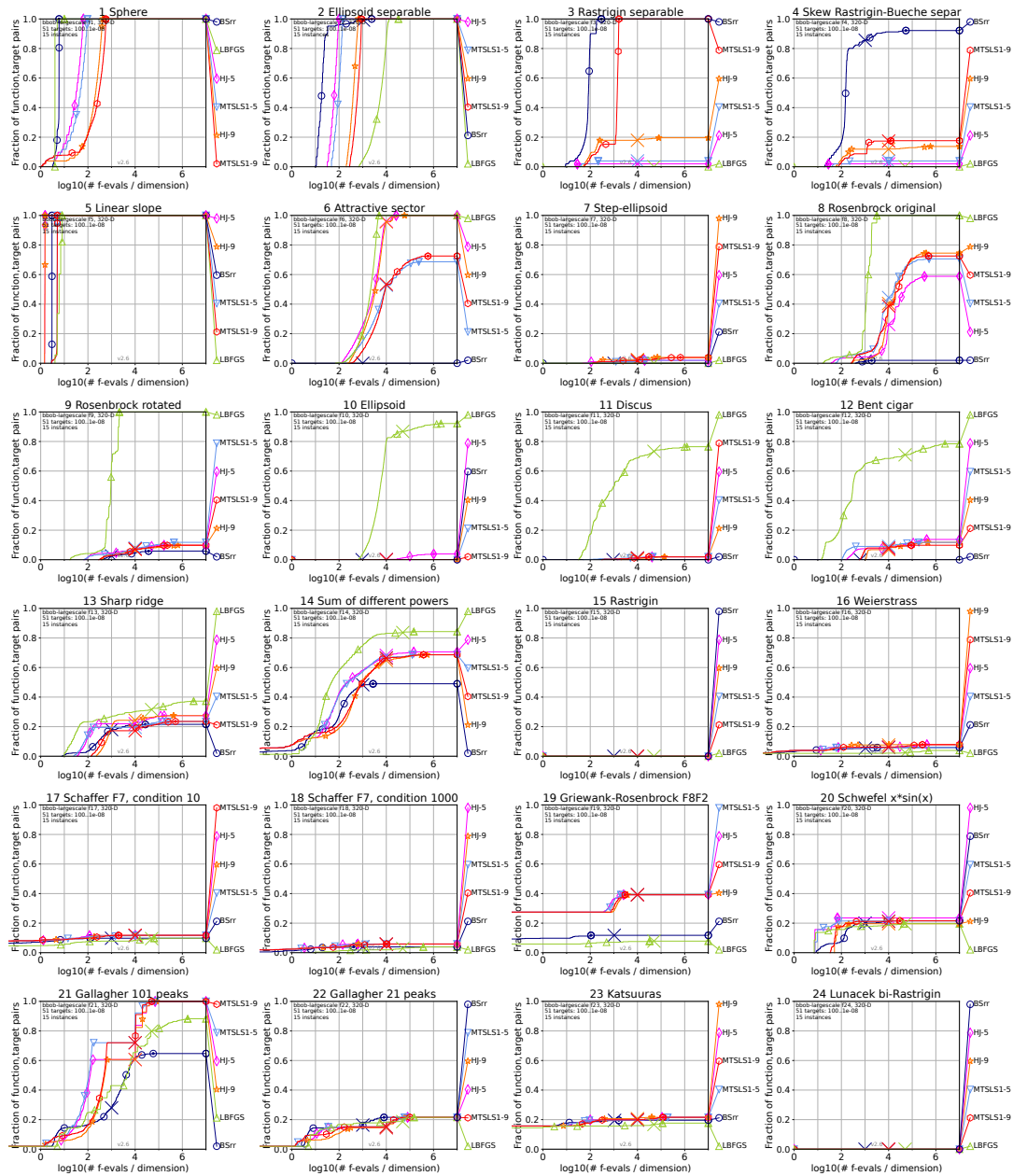


Figure 5: Empirical cumulative distribution of simulated (bootstrapped) runtimes, measured in number of f -evaluations, divided by dimension (FEvals/DIM) for the 51 targets $10^{[-8..2]}$ in dimension 320.

on f_4 . Since MTS-LS1 uses (almost) the symmetric operation, MTS-LS1 can perform poorly on multimodal functions with a highly asymmetric landscape structure like f_4 .

Answers to RQ3 Due to the exploratory move, HJ performs better than MTS-LS1 on the unimodal separable f_1 and f_2 . The unexpected high performance of HJ on f_6 may also be due to the exploratory move. In contrast, HJ performs significantly worse than MTS-LS1 on f_3 . The reinitialization strategy for σ in MTS-LS1 may make

the difference. We believe that the performance of HJ on f_3 can be improved by using the reinitialization strategy in MTS-LS1.

ACKNOWLEDGMENT

This work was supported by Leading Initiative for Excellent Young Researchers, MEXT, Japan.

REFERENCES

- [1] Petr Baudis and Petr Posik. 2015. Global Line Search Algorithm Hybridized with Quadratic Interpolation and Its Extension to Separable Functions. In *Proceedings of the Genetic and Evolutionary Computation Conference, GECCO 2015, Madrid, Spain, July 11-15, 2015*, Sara Silva and Anna Isabel Esparcia-Alcázar (Eds.). ACM, 257–264. <https://doi.org/10.1145/2739480.2754717>
- [2] Richard Peirce Brent. 1973. *Algorithms for Minimization without Derivatives*. Englewood Cliffs.
- [3] Fabio Caraffini. 2014. *Novel Memetic Computing Structures for Continuous Optimisation*. Ph. D. Dissertation. De Montfort University.
- [4] Bilel Derbel, Arnaud Liefooghe, Sébastien Vérel, Hernán E. Aguirre, and Kiyoshi Tanaka. 2019. New features for continuous exploratory landscape analysis based on the SOO tree. In *Proceedings of the 15th ACM/SIGEVO Conference on Foundations of Genetic Algorithms, FOGA 2019, Potsdam, Germany, August 27-29, 2019*, Tobias Friedrich, Carola Doerr, and Dirk V. Arnold (Eds.). ACM, 72–86. <https://doi.org/10.1145/3299904.3340308>
- [5] Nikolaus Hansen, Anne Auger, Dimo Brockhoff, Dejan Tušar, and Tea Tušar. 2016. COCO: Performance Assessment. *CoRR* abs/1605.03560 (2016). arXiv:1605.03560 <http://arxiv.org/abs/1605.03560>
- [6] Nikolaus Hansen, Anne Auger, Steffen Finck, and Raymond Ros. 2012. *Real-Parameter Black-Box Optimization Benchmarking 2012: Experimental Setup*. Technical Report. INRIA. <http://numbbo.github.io/gforge/bbob2012-downloads>
- [7] Nikolaus Hansen, Anne Auger, Raymond Ros, Olaf Mersmann, Tea Tušar, and Dimo Brockhoff. 2021. COCO: a platform for comparing continuous optimizers in a black-box setting. *Optim. Methods Softw.* 36, 1 (2021), 114–144. <https://doi.org/10.1080/10556788.2020.1808977>
- [8] Nikolaus Hansen, Steffen Finck, Raymond Ros, and Anne Auger. 2009. *Real-Parameter Black-Box Optimization Benchmarking 2009: Noiseless Functions Definitions*. Technical Report RR-6829. INRIA. <http://numbbo.github.io/gforge/bbob2012-downloads> Updated February 2010.
- [9] Nikolaus Hansen, Tea Tušar, Olaf Mersmann, Anne Auger, and Dimo Brockhoff. 2016. COCO: The Experimental Procedure. *ArXiv e-prints* arXiv:1603.08776 (2016).
- [10] Robert Hooke and T. A. Jeeves. 1961. "Direct Search" Solution of Numerical and Statistical Problems. *J. ACM* 8, 2 (1961), 212–229. <https://doi.org/10.1145/321062.321069>
- [11] Anja Jankovic, Gorjan Popovski, Tome Eftimov, and Carola Doerr. 2021. The impact of hyper-parameter tuning for landscape-aware performance regression and algorithm selection. In *GECCO '21: Genetic and Evolutionary Computation Conference, Lille, France, July 10-14, 2021*, Francisco Chicano and Krzysztof Krawiec (Eds.). ACM, 687–696. <https://doi.org/10.1145/3449639.3459406>
- [12] Pascal Kerschke and Heike Trautmann. 2019. Automated Algorithm Selection on Continuous Black-Box Problems by Combining Exploratory Landscape Analysis and Machine Learning. *Evol. Comput.* 27, 1 (2019), 99–127. https://doi.org/10.1162/evco_a_00236
- [13] Stefan Langerman, Gregory Seront, and Hugues Bersini. 1994. S.T.E.P.: The Easiest Way to Optimize a Function. In *Proceedings of the First IEEE Conference on Evolutionary Computation, IEEE World Congress on Computational Intelligence, Orlando, Florida, USA, June 27-29, 1994*. IEEE, 519–524. <https://doi.org/10.1109/ICEC.1994.349896>
- [14] Antonio LaTorre, Santiago Muelas, and José María Peña Sánchez. 2011. A MOS-based dynamic memetic differential evolution algorithm for continuous optimization: a scalability test. *Soft Comput.* 15, 11 (2011), 2187–2199. <https://doi.org/10.1007/s00500-010-0646-3>
- [15] Antonio LaTorre, Santiago Muelas, and José María Peña Sánchez. 2013. Large scale global optimization: Experimental results with MOS-based hybrid algorithms. In *Proceedings of the IEEE Congress on Evolutionary Computation, CEC 2013, Cancun, Mexico, June 20-23, 2013*. IEEE, 2742–2749. <https://doi.org/10.1109/CEC.2013.6557901>
- [16] Tianjun Liao and Thomas Stützle. 2013. Benchmark results for a simple hybrid algorithm on the CEC 2013 benchmark set for real-parameter optimization. In *Proceedings of the IEEE Congress on Evolutionary Computation, CEC 2013, Cancun, Mexico, June 20-23, 2013*. IEEE, 1938–1944. <https://doi.org/10.1109/CEC.2013.6557796>
- [17] Dong C. Liu and Jorge Nocedal. 1989. On the limited memory BFGS method for large scale optimization. *Math. Program.* 45, 1-3 (1989), 503–528. <https://doi.org/10.1007/BF01589116>
- [18] Daniel Molina, Antonio LaTorre, and Francisco Herrera. 2018. SHADE with Iterative Local Search for Large-Scale Global Optimization. In *2018 IEEE Congress on Evolutionary Computation, CEC 2018, Rio de Janeiro, Brazil, July 8-13, 2018*. IEEE, 1–8. <https://doi.org/10.1109/CEC.2018.8477755>
- [19] Petr Posik and Petr Baudis. 2015. Dimension Selection in Axis-Parallel Brent-STEP Method for Black-Box Optimization of Separable Continuous Functions. In *Genetic and Evolutionary Computation Conference, GECCO 2015, Madrid, Spain, July 11-15, 2015, Companion Material Proceedings*, Sara Silva and Anna Isabel Esparcia-Alcázar (Eds.). ACM, 1151–1158. <https://doi.org/10.1145/2739482.2768469>
- [20] Kenneth Price. 1997. Differential evolution vs. the functions of the second ICEO. In *Proceedings of the IEEE International Congress on Evolutionary Computation*. IEEE, Piscataway, NJ, USA, 153–157. <https://doi.org/10.1109/ICEC.1997.592287>
- [21] Lin-Yu Tseng and Chun Chen. 2008. Multiple trajectory search for Large Scale Global Optimization. In *Proceedings of the IEEE Congress on Evolutionary Computation, CEC 2008, June 1-6, 2008, Hong Kong, China*. IEEE, 3052–3059. <https://doi.org/10.1109/CEC.2008.4631210>
- [22] Konstantinos Varelas. 2019. Benchmarking Large Scale Variants of CMA-ES and L-BFGS-B on the bbob-largescale Testbed. In *Genetic and Evolutionary Computation Conference (Companion)* (Prague, Czech Republic) (GECCO 2019). ACM, New York, NY, USA, 1937–1945. <https://doi.org/10.1145/3319619.3326893>
- [23] Konstantinos Varelas, Ouassim Ait El Hara, Dimo Brockhoff, Nikolaus Hansen, Duc Manh Nguyen, Tea Tušar, and Anne Auger. 2020. Benchmarking large-scale continuous optimizers: the bbob-largescale testbed, a COCO software guide and beyond. *Applied Soft Computing* 97 (2020), 106737.