

# Persistent homology analysis of a generalized Aubry-André-Harper model

Yu He,<sup>1</sup> Shiqi Xia,<sup>1</sup> Dimitris G. Angelakis,<sup>2,3</sup> Daohong Song,<sup>1,4</sup> Zhigang Chen,<sup>1,4,\*</sup> and Daniel Leykam<sup>2,†</sup>

<sup>1</sup>*TEDA Applied Physics Institute and School of Physics, Nankai University, Tianjin, 300457, China*

<sup>2</sup>*Centre for Quantum Technologies, National University of Singapore, 3 Science Drive 2, 117543, Singapore*

<sup>3</sup>*School of Electrical and Computer Engineering, Technical University of Crete, Chania, 73100, Greece*

<sup>4</sup>*Collaborative Innovation Center of Extreme Optics, Shanxi University, Taiyuan, Shanxi 030006, China*

(Dated: April 29, 2022)

Observing critical phases in lattice models is challenging due to the need to analyze the finite time or size scaling of observables. We study how the computational topology technique of persistent homology can be used to characterize phases of a generalized Aubry-André-Harper model. The persistent entropy and mean squared lifetime of features obtained using persistent homology behave similarly to conventional measures (Shannon entropy and inverse participation ratio) and can distinguish localized, extended, and critical phases. We find that the persistent entropy also clearly distinguishes ordered from disordered regimes of the model. The persistent homology approach can be applied to both the energy eigenstates and the wavepacket propagation dynamics.

## I. INTRODUCTION

Wave propagation in low dimensional systems reveals many surprises thanks to wave coherence and interference effects<sup>1–10</sup>. Disorder gives rise to Anderson localization and a complete suppression of transport; on the other hand, quasiperiodic potentials can exhibit localization transitions and critical phases supporting self-similar or fractal behaviour. Adding quantum or nonlinear interactions leads to even richer phenomena including subdiffusive spreading, many body localization, and quantum scars<sup>11–13</sup>. While distinguishing localized from delocalized phases is relatively straightforward, the identification of critical and non-ergodic phases remains challenging, particularly when the relevant order parameters are unknown. Standard approaches involve studying the finite size or time scaling of simple observables over a huge range of scales<sup>14,15</sup>.

An alternative to finite size scaling is to identify relevant order parameters directly using machine learning<sup>16</sup>, with topological machine learning approaches are attracting growing interest as a means of identifying nonlocal order parameters<sup>17–20</sup>. Specifically, the technique of persistent homology computes topological features over a range of scales, recording the scales at which features appear and are destroyed. This information is typically summarized using a persistence diagram, which forms a topological “fingerprint” of the data. Persistent homology has been applied to various physical systems, including the characterization of amorphous phases of matter and the detection of quantum phase transitions<sup>21–29</sup>.

Existing studies have largely used persistent homology as part of a larger machine learning pipeline, in which persistent homology identifies a large set of potentially-relevant order parameters, which are fed into clustering or dimensional reduction algorithms to learn the system’s phase diagram. One drawback of this approach is that it is harder to understand than conventional methods, raising the question of whether persistent homology-based machine learning can be trusted to unveil new phenom-

ena and not merely reproduce known phases. More cases studies are needed to better understand the strengths and limitations of persistent homology-based methods for identifying phase transitions.

In this article we apply persistent homology to study phase transitions in the Aubry-André-Harper model, a prototypical model of localization and criticality<sup>30–36</sup>. We use persistent homology to obtain a compact encoding of the shape of the eigenfunctions across a range of intensity scales in the form of persistence diagrams. To distinguish the different phases of the model we compute two summary statistics of the persistence diagrams, the root mean squared feature lifetime and the persistent entropy. We find that while these summary statistics generally behave similarly to the conventional statistic measures (inverse participation ratio and Shannon entropy of the full eigenstate profiles), and they can be better at distinguishing the localized, extended, and critical phases, especially for the propagation dynamics.

Surprisingly, we find that persistent homology also distinguishes ordered from disordered states, revealing hidden order of the low energy eigenstates that is not detected by the inverse participation ratio or Shannon entropy. We show how this hidden order arises by performing a long wavelength expansion of the tight binding Hamiltonian, demonstrating that the quasiperiodic potential becomes transparent to low energy modes. Finally, we carry out numerical simulations of wavepacket propagation to show how the persistent homology approach can also distinguish the different phases using wavepacket dynamics.

The article is structured as follows: Sec. II presents the phase diagram of the generalized Aubry-André-Harper model and analyzes its low energy continuum limit. Sec. III briefly reviews persistent homology and shows how it can be applied to study the shape of eigenfunctions. Sec. IV applies persistent homology to study wavepacket propagation dynamics. The article concludes with Sec. V.

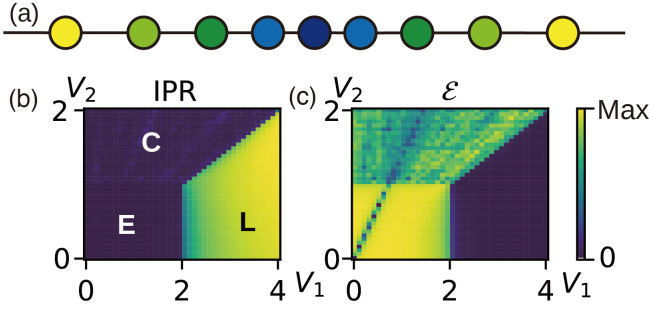


FIG. 1. (a) Schematic of the generalized AAH model (Eq. (1)) in which both the site energies and nearest neighbour couplings are quasiperiodically modulated, with strengths  $V_1$  and  $V_2$  respectively. (b,c) Phase diagrams of the AAH model obtained using its ground state's inverse participation ratio IPR (b) and persistent entropy  $\mathcal{E}$  (c), revealing extended (E), critical (C), and localized (L) phases. The dark straight line in (c) reveals the emergence of order in the low energy eigenstates, as explained in the text.

## II. GENERALIZED AAH MODEL

We consider a generalized Aubry-André-Harper model introduced in Ref.<sup>35</sup>, corresponding to a one-dimensional tight binding chain with quasiperiodically-modulated on-site energies and couplings illustrated in Fig. 1(a). The lattice Hamiltonian is

$$\begin{aligned} \hat{H}\psi_n &= V_1 \cos(nQ + k)\psi_n \\ &+ \{t + V_2 \cos[(n + \frac{1}{2})Q + k]\}\psi_{n+1} \\ &+ \{t + V_2 \cos[(n - \frac{1}{2})Q + k]\}\psi_{n-1}, \end{aligned} \quad (1)$$

where  $V_1$  and  $V_2$  are the on-site and coupling quasiperiodic modulation strengths, respectively,  $t$  is the coupling in the absence of modulation, and we apply periodic boundary conditions to the wavefunction  $\psi_{n+N} = \psi_n$ . The modulation has a frequency  $Q$  and phase  $k$ . We consider the same parameters as in Ref.<sup>35</sup>: lattice size  $N = 300$  sites,  $Q = (1 + \sqrt{5})\pi$ ,  $t = 1$ ,  $0 \leq V_1 \leq 4$ ,  $0 \leq V_2 \leq 2$ , and  $k = 0$ .

First we will analyze the eigenstates of Eq. (1) with energy  $E$ ,  $\hat{H}\phi_n = E\phi_n$ , focusing on the properties of their probability density distribution  $|\phi_n|^2$ . Later, we will consider the propagation dynamics generated by Eq. (1), i.e.  $i\partial_z\psi_n(z) = \hat{H}_n\psi_n(z)$ , applying a similar approach to analyze  $z$ -dependent intensity profiles  $|\psi_n(z)|^2$ ; we will use probability density and intensity interchangeably in the following.

The localization of the normalized eigenstates ( $\sum_n |\phi_n|^2 = 1$ ) is typically studied using the inverse participation ratio (IPR),

$$\text{IPR} = \sum_n |\phi_n|^4, \quad (2)$$

which measures the reciprocal of the number of strongly excited sites<sup>14,15</sup>. In the large  $N$  limit we have  $\text{IPR} \propto$

$N^{-d}$ , where  $d$  is the fractal dimension of the eigenstate.  $d = 0$  for localized eigenstates, e.g. exponential localization  $|\phi_n|^2 \propto \exp(-\xi|n|)$  yields  $\text{IPR} \sim \xi$ ;  $d = 1$  for extended eigenstates, e.g. uniform states with  $|\phi_n|^2 = 1/N$ , resulting in  $\text{IPR} = 1/N$ . On the other hand, critical eigenstates have  $0 < d < 1$ .

Another measure of an eigenstate's localization is the Shannon entropy of its probability distribution<sup>37–39</sup>,

$$S = - \sum_n |\phi_n|^2 \ln |\phi_n|^2, \quad (3)$$

which vanishes ( $S = 0$ ) when the probability density is concentrated at a single site, and attains its maximal value ( $S = \ln N$ ) for delocalized states with modes distributed over all  $N$  sites. Thus  $S \sim -\ln(\text{IPR})$  provides similar information to the inverse participation ratio.

Figure 1(b) plots the inverse participation ratio of the ground state of  $\hat{H}$  as a function of  $V_1$  and  $V_2$ . IPR clearly distinguishes the extended and localized phases, but shows a poor contrast between the extended and critical phases, requiring finite size scaling to unambiguously distinguish them. This is because IPR is mainly sensitive to the number of strongly-excited sites, but misses information contained in the weak tails of the eigenstates. This can be addressed by considering higher moments of the probability distribution, i.e. the generalized inverse participation ratios  $\text{IPR}_q = \sum_n |\phi_n|^{2q}$ , to obtain a spectrum of fractal exponents  $d_q$  (the multifractal spectrum<sup>14,15</sup>), which however complicates the analysis.

Another limitation of the inverse participation ratio and Shannon entropy is that they are not strongly sensitive to the shape of the eigenstates. For example, both measures are invariant under permutations of the site positions and fail to distinguish a mode with a single, broad peak from one with multiple narrower peaks. This motivates our investigation of whether persistent homology can provide a useful and more efficient characterization of the eigenstates.

Figure 1(c) illustrates the phase diagram obtained using persistent homology analysis, which we will explain in the following section. In addition to clearly distinguishing the three phases, Fig. 1(c) exhibits a local minimum in the eigenstate measure (persistent entropy  $\mathcal{E}$ ) along the line  $V_1 = 2V_2 \cos(Q/2)$ , corresponding to the emergence of ordered eigenstates. This order can be understood by transforming to reciprocal ( $p$ ) space,  $\psi_n = \sum_p \psi_p e^{ipn}$ , which yields (assuming  $k = 0$ ):

$$\begin{aligned} \hat{H}\psi_p &= 2t \cos p \psi_p \\ &+ \left( \frac{V_1}{2} + V_2 [\cos p \cos \frac{Q}{2} - i \sin p \sin \frac{Q}{2}] \right) \psi_{p+Q} \\ &+ \left( \frac{V_1}{2} + V_2 [\cos p \cos \frac{Q}{2} + i \sin p \sin \frac{Q}{2}] \right) \psi_{p-Q}. \end{aligned} \quad (4)$$

When  $V_1 = 2V_2 \cos(Q/2)$  the quasiperiodic potential becomes transparent to the low-energy modes, e.g. the

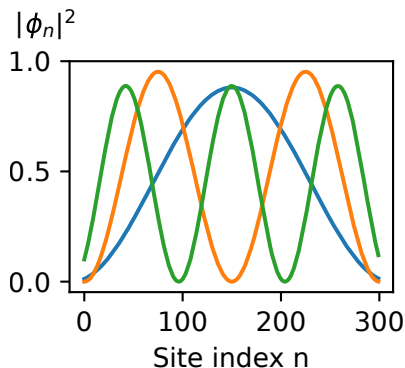


FIG. 2. Probability density profiles (unnormalized) of the three lowest energy eigenstates on the ordered line shown in Fig. 1(c) ( $V_1 = 1 = 2V_2 \cos(Q/2)$ ).

plane wave  $\phi_p = \delta_{p,\pi}$  forms an exact eigenstate (the ground state). To validate this intuition, Fig. 2 shows the three lowest energy eigenstates obtained numerically for  $V_1 = 1 = 2V_2 \cos(Q/2)$ , revealing simple standing wave forms with intensities  $\sim \sin^2(n/N)$ ,  $\sin^2(2n/N)$ ,  $\sin^2(3n/N)$ . The standing wave patterns can be understood by noting that the periodic boundary conditions  $\psi_{n+N} = \psi_n$  are incommensurate with the quasiperiodic modulation, thus there is a (weak) effective defect potential in the vicinity of the  $N$ th lattice site; the low energy modes form standing waves that have a minimal overlap with this defect.

The transparency of the quasiperiodic potential for low energy modes is missed by the standard eigenstate measures such as IPR and  $S$ , which only measure the localization of the modes and not their degree of disorder. This suggests that persistent homology may be sensitive to different features of the eigenstates, providing an additional tool for understanding complex lattice models.

### III. PERSISTENT HOMOLOGY OF EIGENFUNCTIONS

Most previous applications of persistent homology to physics considered point cloud data equipped with a suitable metric, such as atomic positions and Euclidean distance for characterizing the structure of materials<sup>21</sup>. This is a natural approach for dealing with sets of discrete objects. On the other hand, for analyzing individual eigenfunctions it is less straightforward to construct point clouds, requiring some way to reduce the continuous data to a discrete set of points, for example by choosing strong local maxima of the probability density distribution using some threshold<sup>26</sup>.

An approach better-suited to probability density or intensity data is the sublevel set filtration, which characterizes the local maxima and minima of an image or intensity profile<sup>40</sup>. Specifically, one considers the number of distinct low intensity clusters of the profile, i.e. the number of connected regions formed by sites with  $|\phi_n|^2 < \epsilon$  as

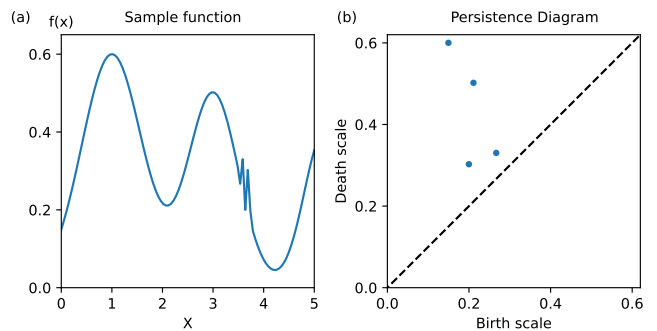


FIG. 3. (a) A simple one-dimensional function  $f(x)$  and its corresponding sublevel set persistence diagram (b), which summarizes its critical points (local maxima and minima).

a function of  $\epsilon$ . As  $\epsilon$  is continuously increased from zero, a new cluster will emerge whenever  $\epsilon$  is tuned through a local minimum of the intensity. Neighbouring clusters will merge when  $\epsilon$  crosses the local intensity maximum between them. Thus, the sublevel set filtration provides a stable way to characterize the critical points of an intensity or probability density profile. In effect, this allows one to count the number of distinct peaks in a profile over a range of intensity scales, with the lifetime (i.e. persistence) of each peak giving a measure of its significance.

For example, Fig. 3 presents a simple intensity profile and its resulting persistence diagram. Each point in the persistence diagram represents a distinct local minimum of the intensity profile, with the horizontal (birth scale) and vertical (death scale) coordinates corresponding to the intensity at the local minimum and closest local maximum, respectively. All points occur above the diagonal (indicated by the dashed line), because the intensity at the local minimum will always be less than that at the nearest local maximum. The distance of a point to the diagonal, i.e. the intensity contrast between the local minima and maxima, provides a measure of the significance of the feature. Here there are two long-lived features (prominent peaks), and two short-lived features created by small fluctuations of the profile at  $x \approx 3.6$ .

We now construct persistence diagrams for the ground states of Eq. (1) in each of its three phases. Fig. 4 shows the eigenstates and corresponding persistence diagrams. In the extended phase the probability density of the ground state is oscillatory with significant intensity throughout the entire lattice, corresponding to features (except one) being created and destroyed within a small range of intensities.

With the increase of  $V_1$  the generalized AAH model enters the localized phase, with the intensity localized to a very small interval, corresponding to only a single long-lived feature. Other features (induced by fluctuations in the eigenstate tails) have negligible lifetimes.

In the critical phase the probability density distribution is not completely concentrated in a certain interval, with multiple disconnected local maxima. This results in

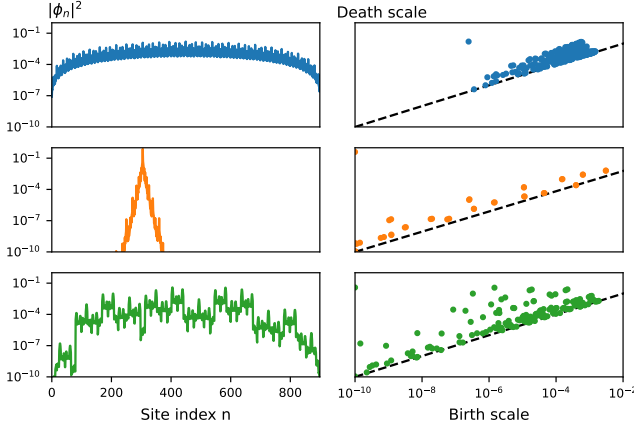


FIG. 4. Probability density profiles (left) and feature lifetimes (right) of the lowest energy eigenstate of the AAH model in its three phases: Extended (top/blue;  $V_1 = 1.8$ ,  $V_2 = 0.5$ ), localized (middle/orange;  $V_1 = 2.2$ ,  $V_2 = 0.5$ ), critical (bottom/green;  $V_1 = 1.0$ ,  $V_2 = 1.5$ ).

many long-lived features with a range of birth scales, consistent with the self-similar (fractal) nature of the critical phase.

The above sublevel set filtration approach of persistent homology summarizes all the critical points of an intensity profile, but cannot be directly used to quantify differences between the three phases. For example, how do we identify the transition from the extended and critical phases by inspecting the persistence of their features? One solution is to introduce a metric quantifying the distance between persistence diagrams, such as the persistence landscape<sup>41</sup>. A simpler alternative we will consider here is to compute summary statistics of the feature lifetimes, reducing each persistence diagram to a single, more easily-interpretable number.

We will consider two summary statistics. The first is the  $p$ -norm of the feature lifetimes<sup>24</sup>

$$\mathcal{P}_p(D) = \left( \sum_{(b,d) \in D} |d - b|^p \right)^{1/p}, \quad (5)$$

where  $b$  is the intensity at which a feature appears (i.e. a local minimum), and  $d$  denotes the intensity at the local maximum at which the feature is destroyed.  $d - b$  is thus the feature lifetime. For example,  $\mathcal{P}_\infty$  measures the lifetime of the longest-lived feature in the persistence diagram  $D$ ,  $\mathcal{P}_1$  is the sum of feature lifetimes, and  $\mathcal{P}_2$  is the root mean squared lifetime. Thus, the  $p$ -norms resemble the generalized inverse participation ratios.

The second summary is the persistent entropy<sup>45</sup>,

$$\mathcal{E}(D) = - \sum_{(b,d) \in D} \frac{|d - b|}{\mathcal{S}(D)} \log \left( \frac{|d - b|}{\mathcal{S}(D)} \right), \quad (6)$$

where  $\mathcal{S}(D) = \sum_{(b,d) \in D} |d - b|$  is the sum of feature lifetimes in the  $D$ , which quantifies the non-uniformity of the

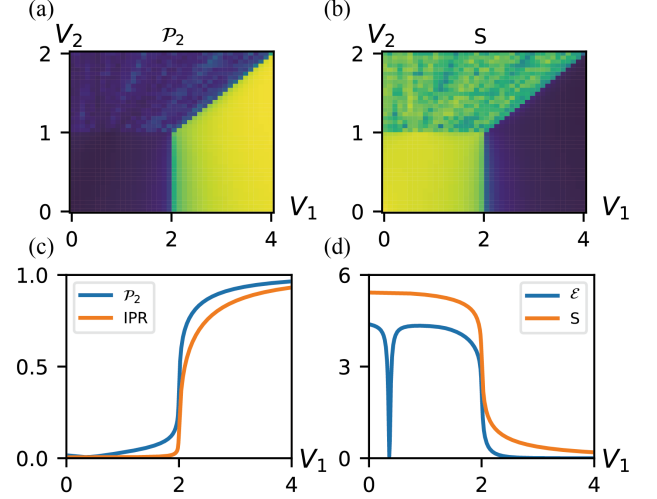


FIG. 5. Phase diagrams of the generalized AAH model obtained using the persistent homology feature norms  $\mathcal{P}_2$  (a) and Shannon entropy  $S$  (b) of the ground state. (c,d) Comparison between  $\mathcal{P}_2$  and IPR (c) and between the persistent entropy  $\mathcal{E}$  and Shannon entropy  $S$  along a 1D cut of the phase diagram. Only  $\mathcal{E}$  detects the transition to order at  $V_1 = 2V_2 \cos(Q/2)$ .

feature lifetimes  $d - b$ . The persistent entropy is simply the Shannon entropy of the feature lifetimes.

Essentially, the standard approach for quantifying eigenstate localization is to compute summary statistics of their intensity distribution such as the inverse participation ratio or Shannon entropy. On the other hand, persistent homology computes and characterizes the eigenstates' critical points (local maxima and minima). In effect, we compress the information contained in the eigenstate profiles. The point summaries not only capture the localization properties of the eigenstate, but also its level of disorder. Referring back to Fig. 1, we see that the persistent homology measures can not only reproduce the known phase boundaries of the generalized AAH model, but also identify model parameters for which order is restored, i.e. along the line  $V_1 = 2V_2 \cos(Q/2)$ .

Figure 5(a,b) shows the phase diagrams obtained using feature lifetime norm  $\mathcal{P}_2$  [Eq. (5)] and the ground state's Shannon entropy [Eq. (3)].  $\mathcal{P}_2$  is poor at distinguishing the extended and critical phases, similar to IPR. On the other hand,  $S$  provides similar contrast to the persistent entropy, but does not detect the ordered line. This suggests that the main advantage of the persistent homology approach may be in distinguishing order from disorder. We illustrate this further by plotting all four eigenstate measures along 1D cuts of the full phase diagram in Fig. 5(c,d). While all measures can reproduce the correct phase boundaries, the persistent entropy provides stronger contrast between the critical and extended phases and can also distinguish order from disorder in the ground state, visible as a prominent dip in  $\mathcal{E}$  in Fig. 5(d).

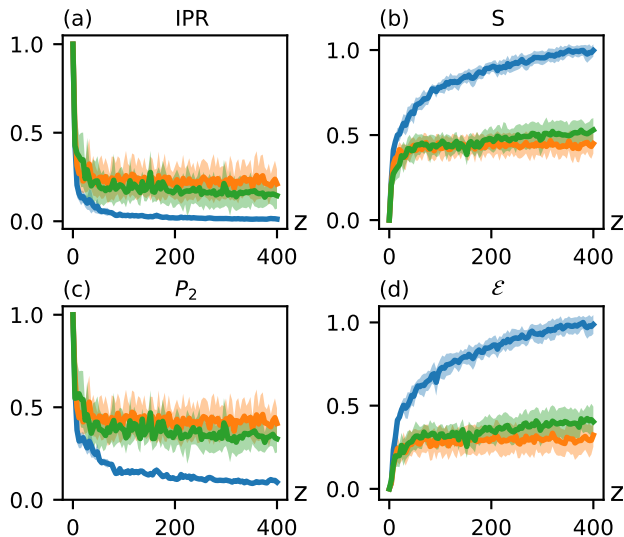


FIG. 6. IPR (a), Shannon entropy (b),  $\mathcal{P}_2$  (c), and persistent entropy  $\mathcal{E}$  (d) as a function of the propagation distance  $z$  in the three phases (extended [ $V_1 = 1.8$ ,  $V_2 = 0.5$ ]; blue, localized [ $V_1 = 2.2$ ,  $V_2 = 0.5$ ]; orange, and critical [ $V_1 = 1.0$ ,  $V_2 = 1.5$ ]; green). Solid lines indicate mean values over an ensemble of  $k$  values, shaded regions one standard deviation.

#### IV. PROPAGATION DYNAMICS

Next we study how persistent homology analysis can be used to characterize the propagation dynamics. For this, we consider the evolution of a localized (single waveguide) excitation, described by Schrödinger equation  $i\partial_z\psi_n(z) = \hat{H}\psi_n(z)$ , with  $\psi_n(0) = \delta_{n,N/2}$ , where  $N$  is the total number of lattice sites. We compute IPR,  $S$ ,  $\mathcal{P}_2$ , and  $\mathcal{E}$  of the  $z$ -dependent intensity profiles  $|\psi_n(z)|^2$  in Fig. 6. To obtain statistics and uncertainty estimates, we construct an ensemble by varying the parameter  $k$  appearing in Eq. (1), which is equivalent to spatial translations of the input beam.

The standard approach towards distinguishing the phases of  $\hat{H}$  using the propagation dynamics is to consider the scaling of IPR, i.e. using a power law fit  $\text{IPR} \propto z^\alpha$ , where the fitted exponent  $\alpha$  can distinguish localized, diffusive, and ballistic transport regimes. Indeed, in the localized phase in Fig. 6 (orange curves) the IPR does not decay to zero but saturates at a finite value, indicating localization. Similar saturation is seen in  $\mathcal{P}_2$ . Meanwhile,  $S$  and  $\mathcal{E}$  grow the fastest in the extended phase and saturate at a low values in the localized phase. However, it is noticeable that there is a subtle difference between Fig. 6(a,b) and Fig. 6(c,d) after a long propagation distance: the persistent homology measures show a stronger distinction between the different phases.

We repeat this procedure, scanning over the model parameters  $V_1$  and  $V_2$  and computing IPR,  $S$ ,  $\mathcal{P}_2$  and  $\mathcal{E}$  after the wavepacket has propagated a sufficiently large distance. Fig. 7 illustrates the phase diagrams recon-

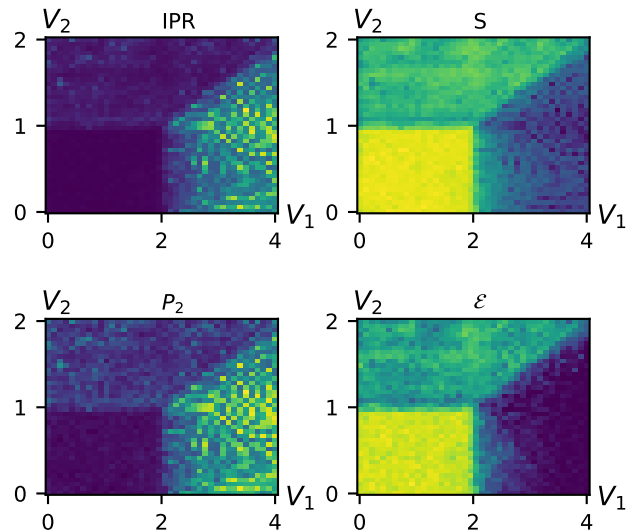


FIG. 7. Phase diagrams obtained from the beam propagation simulations, using the output intensity profile  $|\psi_n(L)|^2$ . Propagation distance  $L = 300$ .

structed from the beam propagation simulations. We see that both the conventional measures (IPR,  $S$ ) and the persistent homology measures ( $\mathcal{P}_2$ ,  $\mathcal{E}$ ) are able to distinguish the dynamics in the three phases. The most striking difference compared to Fig. 1 is that the ordered line  $V_1 = 2V_2 \cos(Q/2)$  is not detected by the propagation dynamics. The reason for this is that along this line, the quasiperiodic potential is only transparent to the low energy modes; the single site initial state excites a superposition of all the modes. Thus, the field becomes disordered after propagating a sufficiently long distance.

To determine whether the ordered line can be feasibly observed in experiment we construct a finite size Gaussian beam with alternating phase between neighboring sites, shown in Fig. 8(a). Owing to the similarity between this profile and the ground state, in the extended phase this initial state mainly excites the low energy modes. Fig. 8(b) shows two intensity profiles obtained after propagation at ordered and disordered points in the extended phase. Thanks to the suppression of the high energy modes there is a clear difference in the output intensity profiles; the profile is smooth on the ordered line, whereas elsewhere in the extended phase rapid intensity fluctuations are generated. The Shannon entropy of the output intensity profiles shown in Fig. 8(c) does not distinguish these two profiles, whereas the persistent entropy in Fig. 8(d) correctly identifies the ordered line, showing that the persistent homology method may also be useful for distinguishing ordered from disordered propagation dynamics with requiring ensemble averages.



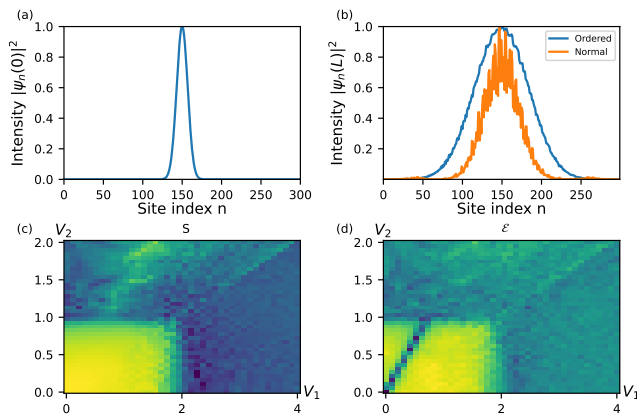


FIG. 8. (a) Amplitude profile of low energy wavepacket initial state and (b) output field profiles after propagating a distance  $L = 250$  on the ordered line (blue;  $V_1 = 0.3, V_2 \approx 0.41$ ) and elsewhere in the extended phase ( $V_1 = 0.3, V_2 = 0.8$ ). (c,d) Phase diagrams obtained from the output beam profile's Shannon entropy  $S$  (c) and persistent entropy  $\mathcal{E}$  (d).

## V. CONCLUSION

We have studied how the persistent homology analysis can be applied to characterize the eigenstates and propagation dynamics of tight binding models. Focusing on the example of the generalized Aubry-André-Harper model, we have shown how point summaries of the persistence diagrams can be used to distinguish its three phases (extended, localized, critical), as well as distinguish ordered from disordered regimes. This is despite the fact that the persistence diagrams form a highly compressed representation of the eigenstates, i.e. containing only information about their local maxima and minima. Persistent homology-based observables such as the persistent entropy may be a useful tool for detecting novel phases and parameter regimes of complex lattice models.

We focused on the case of a one-dimensional lattice for ease of understanding. However, persistent homology can also be readily applied to higher dimensional intensity profiles, where it can not only characterize the number of high intensity clusters, but also detect higher-dimensional topological features such as holes and loops. This could be useful for distinguishing localized, extended, and compact localized modes in disordered flat band lattices such as the Lieb lattice and its higher dimensional generalizations<sup>46,47</sup>.

Another interesting direction would be to investigate whether persistent homology-related observables are amenable to analytical or semi-analytical calculations. For example, in 1D tight binding lattices the energy-dependent localization length can be computed without diagonalizing the Hamiltonian by evaluating a recurrence relation satisfied by the eigenstates<sup>3,14</sup>. Analytical results may reveal to which specific features of eigenstates persistent homology is most sensitive.

Since persistent homology captures multiscale properties of wavefunctions, the techniques developed here may be useful for characterizing the response of active photonic systems, such as supercontinuum and frequency comb generation in microring resonators, where the intensity can be measured over a huge range of scales<sup>48</sup>.

## ACKNOWLEDGEMENTS

This research was supported by the National Natural Science Foundation of China (12134006), National Research Foundation, Prime Minister's Office, Singapore, the Ministry of Education, Singapore under the Research Centres of Excellence Programme, China Postdoctoral Science Foundation (BX2021134, 2021M701790) and the Polisimulator project co-financed by Greece and the EU Regional Development Fund.

\* Email: zgchen@nankai.edu.cn

† Email: cqtdani@nus.edu.sg

<sup>1</sup> E. Akkermans and G. Montambaux, *Mesoscopic Physics of Electrons and Photons* (Cambridge Univ. Press, 2007).

<sup>2</sup> L. Sanchez-Palencia and M. Lewenstein, *Disordered quantum gases under control*, Nature Phys. **6**, 87 (2010).

<sup>3</sup> M. Segev, Y. Silberberg, D. N. Christodoulides, *Anderson localization of light*, Nature Photon. **7**, 197 (2013).

<sup>4</sup> D. Leykam, A. Andreanov, S. Flach, *Artificial flat band systems: from lattice models to experiments*, Adv. Phys.: X **3**, 1473052 (2018).

<sup>5</sup> T. Schwartz, G. Bartal, S. Fishman, and M. Segev, *Transport and Anderson localization in disordered two-dimensional photonic lattices*, Nature **446**, 52 (2007).

<sup>6</sup> S. Ganesan, J. H. Pixley, and S. Das Sarma, *Nearest neighbor tight binding models with an exact mobility edge in one dimension*, Phys. Rev. Lett. **114**, 146601 (2015).

<sup>7</sup> T. Kohler, S. Scherg, X. Li, H. P. Lüschen, S. Das Sarma, I. Bloch, and M. Aidelsburger, *Observation of many-body localization in a one-dimensional system with a single-particle mobility edge*, Phys. Rev. Lett. **122**, 170403 (2019).

<sup>8</sup> Y. Wang, L. Zhang, S. Niu, D. Yu, and X.-J. Liu, *Realization and detection of nonergodic critical phases in an optical Raman lattice*, Phys. Rev. Lett. **125**, 073204 (2020).

<sup>9</sup> V. Goblot, A. Strkalj, N. Pernet, J. L. Lado, C. Dorow, A. Lemaitre, L. Le Gratiet, A. Harouri, I. Sagnes, S. Ravets, A. Amo, J. Bloch, and O. Zilberberg, *Emergence of criticality through a cascade of delocalization transitions in quasiperiodic chains*, Nature Phys. **16**, 832 (2020).

<sup>10</sup> F. A. An, K. Padavić, E. J. Meier, S. Hegde, S. Ganesan, J. H. Pixley, S. Vishveshwara, and B. Gadway, *Interactions and mobility edges: Observing the generalized Aubry-André model*, Phys. Rev. Lett. **126**, 040603 (2021).

- <sup>11</sup> S. Flach, D. O. Krimer, and Ch. Skokos, *Universal Spreading of Wave Packets in Disordered Nonlinear Systems*, Phys. Rev. Lett. **102**, 024101 (2009).
- <sup>12</sup> J. Smith, A. Lee, P. Richerme, B. Neyenhuis, P. W. Hess, P. Hauke, M. Heyl, D. A. Huse, and C. Monroe, *Many-body localization in a quantum simulator with programmable random disorder*, Nature Phys **12**, 907 (2016).
- <sup>13</sup> C. J. Turner, A. A. Michailidis, D. A. Abanin, M. Serbyn, and Z. Papić, *Weak ergodicity breaking from quantum many-body scars*, Nature Phys. **14**, 745 (2018).
- <sup>14</sup> F. Evers and A. D. Mirlin, *Anderson transitions*, Rev. Mod. Phys. **80**, 1355 (2008).
- <sup>15</sup> A. Rodriguez, L. J. Vasquez, K. Slevin, and R. A. Römer, *Multifractal finite-size scaling and universality at the Anderson transition*, Phys. Rev. B **84**, 134209 (2011).
- <sup>16</sup> G. Carleo, I. Cirac, K. Cranmer, L. Daudet, M. Schuld, N. Tishby, L. Vogt-Maranto, and L. Zdeborová, *Machine learning and the physical sciences*, Rev. Mod. Phys. **91**, 045002 (2019).
- <sup>17</sup> R. Ghrist, *Barcodes: The persistent topology of data*, Bull. Amer. Math. Soc. **45**, 61 (2008).
- <sup>18</sup> L. Wasserman, *Topological Data Analysis*, Annual Review of Statistics and Its Application, **5**, 501 (2017).
- <sup>19</sup> G. Carlsson, *Topological methods for data modelling*, Nature Rev. Phys. **2**, 697 (2020).
- <sup>20</sup> J. Murugan and D. Robertson, *An Introduction to Topological Data Analysis for Physicists: From LGM to FRBs*, arXiv:1904.11044
- <sup>21</sup> Y. Hiraoka, T. Nakamura, A. Hirata, E. G. Escobar, K. Matsue, Y. Nishiura, *Hierarchical structures of amorphous solids characterized by persistent homology*, Proc. Natl. Acad. Sci. **113**, 7035 (2016).
- <sup>22</sup> R. Mengoni, A. Di Pierro, L. Memarzadeh, and S. Mancini, *Persistent homology analysis of multiqubit entanglement*, Quantum Information and Computation **20**, 0375 (2020).
- <sup>23</sup> B. Olshoorn, J. Hellsvik, and A. V. Balatsky, *Finding hidden order in spin models with persistent homology*, Phys. Rev. Res. **2**, 043308 (2020).
- <sup>24</sup> Q. H. Tran, M. Chen, and Y. Hasegawa, *Topological Persistence Machine of Phase Transitions*, Phys. Rev. E **103**, 052127 (2021).
- <sup>25</sup> D. Leykam and D. G. Angelakis, *Photonic band structure design using persistent homology*, APL Photon. **6**, 030802 (2021).
- <sup>26</sup> D. Spitz, J. Berges, M. K. Oberthaler, and A. Wienhard, *Finding universal structures in quantum many-body dynamics via persistent homology*, SciPost Phys. **11**, 060 (2021).
- <sup>27</sup> A. Cole, G. J. Loges, and G. Shiu, *Quantitative and Interpretable Order Parameters for Phase Transitions from Persistent Homology*, Phys. Rev. B **104**, 104426 (2021).
- <sup>28</sup> A. Tirelli and N. C. Costa, *Learning quantum phase transitions through topological data analysis*, Phys. Rev. B **104**, 235146 (2021).
- <sup>29</sup> S. Park, Y. Hwang, and B.-J. Yang, *Unsupervised learning of topological phase diagram using topological data analysis*, arXiv:2107.10468.
- <sup>30</sup> P. G. Harper, *Single band motion of conduction electrons in a uniform magnetic field*, Proc. Phys. Soc. London A **68**, 874 (1955).
- <sup>31</sup> S. Aubry and G. André, *Analyticity breaking and Anderson localization in incommensurate lattices*, Ann. Israel Phys. Soc. **3**, 133 (1980).
- <sup>32</sup> Y. Lahini, R. Pugatch, F. Pozzi, M. Sorel, R. Morandotti, N. Davidson, and Y. Silberberg, *Observation of a Localization Transition in Quasiperiodic Photonic Lattices*, Phys. Rev. Lett. **103**, 013901 (2009).
- <sup>33</sup> Y. E. Kraus, Y. Lahini, Z. Ringel, M. Verbin, and O. Zeitlinger, *Topological States and Adiabatic Pumping in Quasicrystals*, Phys. Rev. Lett. **109**, 106402 (2012).
- <sup>34</sup> S. Ganeshan, K. Sun, and S. Das Sarma, *Topological Zero-Energy Modes in Gapless Commensurate Aubry-André-Harper Models*, Phys. Rev. Lett. **110**, 180403 (2013).
- <sup>35</sup> F. Liu, S. Ghosh, and Y. D. Chong, *Localization and adiabatic pumping in a generalized Aubry-André-Harper model*, Phys. Rev. B **91**, 014108 (2015).
- <sup>36</sup> A. Purkayastha, A. Dhar, and M. Kulkarni, *Nonequilibrium phase diagram of a one-dimensional quasiperiodic system with a single-particle mobility edge*, Phys. Rev. B **96**, 180204(R) (2017).
- <sup>37</sup> F. M. Izrailev, *Intermediate statistics of the quasi-energy spectrum and quantum localisation of classical chaos*, J. Phys. A: Math. Gen. **22** 86 (1989).
- <sup>38</sup> G. Casati, I. Guarneri, F. Izrailev, and R. Scharf, *Scaling behavior of localization in quantum chaos*, Phys. Rev. Lett. **64**, (1990).
- <sup>39</sup> J. Gong, H. J. Wörner, and P. Brumer, *Control of dynamical localization*, Phys. Rev. E **68**, 056202 (2003).
- <sup>40</sup> H. Edelsbrunner and J. Harer, *Persistent homology – a survey*, Contemp. Math. **453**, 257 (2008).
- <sup>41</sup> P. Bubenik, *Statistical topological data analysis using persistence landscapes*, J. Mach. Learn. Res. **16**, 77 (2015).
- <sup>42</sup> G. Henselman and R. Ghrist, *Matroid Filtrations and Computational Persistent Homology*, arXiv:1606.00199.
- <sup>43</sup> U. Bauer, *Ripser: efficient computation of Vietoris-Rips persistence barcodes*, J Appl. Comput. Topology **5**, 391 (2021).
- <sup>44</sup> Y. Yao, *Topological methods for exploring low-density states in biomolecular folding pathways*, J. Chem. Phys. **130**, 144115 (2009).
- <sup>45</sup> N. Atienza, R. Gonzalez-Diaz, M. Soriano-Trigueros, *On the stability of persistent entropy and new summary functions for topological data analysis*, Pattern Recognition **107**, 107509 (2020).
- <sup>46</sup> X. Mao, J. Liu, J. Zhong, R. A. Römer, *Disorder effects in the two-dimensional Lieb lattice and its extensions*, Physica E **124**, 114340 (2020).
- <sup>47</sup> J. Liu, X. Mao, J. Zhong, R. A. Römer, *Localization, phases, and transitions in three-dimensional extended Lieb lattices*, Phys. Rev. B **102**, 174207 (2020).
- <sup>48</sup> A. L. Gaeta, M. Lipson, and T. J. Kippenberg, *Photonic-chip-based frequency combs*, Nature Photon. **13**, 158 (2019).