
REPRINT: A RANDOMIZED EXTRAPOLATION BASED ON PRINCIPAL COMPONENTS FOR DATA AUGMENTATION

Jiale Wei^a, Qiyuan Chen^a, Pai Peng^a, Benjamin Guedj^c, *Le Li^{a,b}

^a School of Mathematics and Statistics, Central China Normal University, China.

^b Hubei Key Laboratory of Mathematical Sciences, China.

^c Inria, France & UCL, United Kingdom

Email: leli@mail.ccn.edu.cn

ABSTRACT

Data scarcity and data imbalance have attracted a lot of attention in many fields. Data augmentation, explored as an effective approach to tackle them, can improve the robustness and efficiency of classification models by generating new samples. This paper presents REPRINT, a simple and effective hidden-space data augmentation method for imbalanced data classification. Given hidden-space representations of samples in each class, REPRINT extrapolates, in a randomized fashion, augmented examples for target class by using subspaces spanned by principal components to summarize distribution structure of both source and target class. Consequently, the examples generated would diversify the target while maintaining the original geometry of target distribution. Besides, this method involves a label refinement component which allows to synthesize new soft labels for augmented examples. Compared with different NLP data augmentation approaches under a range of data imbalanced scenarios on four text classification benchmark, REPRINT shows prominent improvements. Moreover, through comprehensive ablation studies, we show that label refinement is better than label-preserving for augmented examples, and that our method suggests stable and consistent improvements in terms of suitable choices of principal components. Moreover, REPRINT is appealing for its easy-to-use since it contains only one hyperparameter determining the dimension of subspace and requires low computational resource.

Keywords: Data augmentation; Randomized extrapolation; Hidden-space representation; Principal components

1 Introduction

Deep learning models have achieved state-of-the-art performance on a wide range of supervised learning tasks such as text classification (Minaee et al., 2021; Jiang et al., 2020; Yang et al., 2019; Wang et al., 2018). However, since these models rely heavily on the use of abundant well-labeled datasets, their applicability may be constrained in some applied settings where labeled data is not only limited but also imbalanced (Gupta et al., 2018). For example, with the emergence of new intents or topics in the real world, the virtual conversational assistant is asked to be able to classify these new classes, but the collection of related data for training lags behind (Gaddy et al., 2021; Babna et al., 2017) and their volume is quite small in comparison with that of the old mature classes.

Data augmentation is a popular method to alleviate data scarcity or imbalance. It refers to generating additional samples to the existing datasets by either duplicating examples of datasets or using transformations or model-based methods to create new synthetic examples (Bayer et al., 2021; Feng et al., 2021; Shorten and Khoshgoftaar, 2019). Data augmentation is first widely explored in the computer vision community, where label invariant transformations such as rotation, flipping and cropping have been applied to the original images to increase their amount in classification (Taylor and Nitschke, 2018; Shijie et al., 2017; Krizhevsky et al., 2012). Other methods include noise injection (Moreno-Barea et al., 2018), mixup (Zhang et al., 2018), feature space transfer (Liu et al., 2018), random erasing (Zhong et al., 2020) and adversary training (Goodfellow et al., 2015). The discrete nature of text data along with its complex syntactic and semantic structures make data augmentation a more difficult and underexplored task in Natural Language Processing (NLP). There exists, however, a variety of methods for text data augmentation, and many studies (Hu et al., 2019; Wei

and Zou, 2019) have shown that these methods are capable of effectively improving model performance especially when the amount of training data is small. In the face of data with imbalanced distribution of categories, text data augmentation aims at expanding samples in minority, thereby reducing the imbalance between categories and improving the generalization ability of models. Its effectiveness has also been proved in practice (Anaby-Tavor et al., 2020; Wang and Yang, 2015). Methods for data augmentation in NLP can be broadly categorized as token-level, sentence-level and hidden-space augmentation (see Figure 1). Token-level augmentation methods generate new data whose semantic slightly deviates from the original data, based on properly operating on words or phrases of texts. It involves token substitution (Wei and Zou, 2019; Couloombe, 2018; Xie et al., 2017), swapping (Dai and Adel, 2020; Rastogi et al., 2020; Lample et al., 2018), deletion (Rastogi et al., 2020; Wei and Zou, 2019), insertion (Miao et al., 2020; Wei and Zou, 2019) and their ensemble (Andreas, 2020). Instead of modifying tokens, sentence-level augmentation is allowed to change the entire sentence at once while preserving the meaning of the original sentence. It overcomes the limitation of replacement range and increases the diversity of augmented data. One common method for sentence-level augmentation is back-translation which firstly translates original text into other language and then translates it back to obtain augmented data (Niu et al., 2021; Xie et al., 2020; Edunov et al., 2018). Another one is text generation in which new texts can be created via some trained models (Anaby-Tavor et al., 2020; Kumar et al., 2020; Morris et al., 2020; Hou et al., 2018). Although back-translation and text generation are able to create novel and diverse data which may not exist in the original dataset, they require either significant training effort or large balanced datasets to fine-tune the model. Being simple yet effective, hidden-space augmentations demand low-resource to produce augmented data since they can work directly on the hidden-space representations of texts by adding noises, performing interpolations (Chen et al., 2020; Chawla et al., 2002) or extrapolations (Wei, 2021; Kumar et al., 2019; DeVries and Taylor, 2017) between text representations.

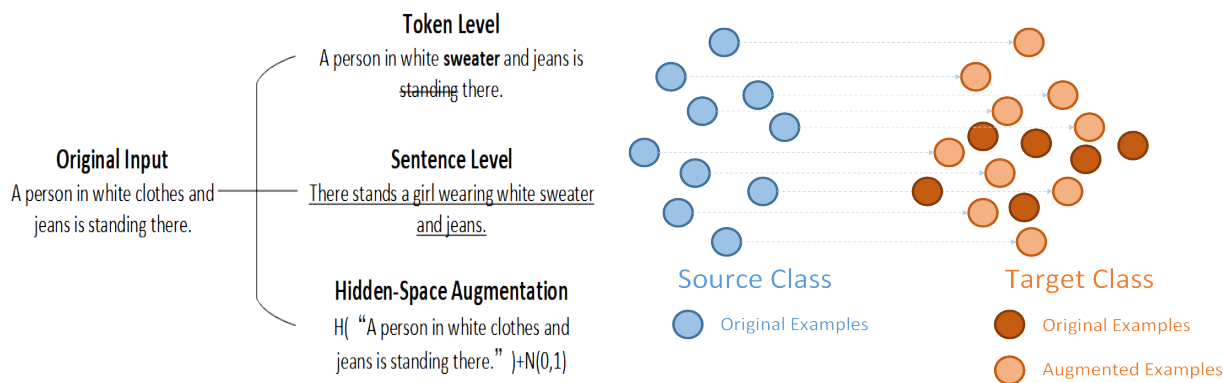


Figure 1: The left figure gives simple examples showing three ways of data augmentation in NLP where $H(\cdot)$ signifies the hidden-space representation of text and $N(0, 1)$ the standard Gaussian distribution. The right figure presents how data augmentation method GE3 generates augmented examples.

Recently, Wei (2021) proposed a simple data augmentation method called *good-enough example extrapolation* (GE3) and has illustrated its performance in class-imbalanced scenario. It extrapolates the distribution of points in the same category, which models some random variables, from one category onto another (see Figure 1). More precisely, given hidden-space representations of examples in both majority source and minority target class, GE3 generates augmented examples for the target from the source class by moving examples in the source to the target such that the difference between augmented ones to the target mean equals to that between source examples and their mean. It is shown that it exceeds upsampling and other hidden-space data augmentation methods on three text classification datasets. Despite being model-agnostic, hyperparameter-free and easy-to-use, GE3 fails to consider the geometrical distinction (Kumar et al., 2019) between distributions of representations in different classes since it simply "copies" the source distribution to the target, which might depart target's original distribution (e.g., Figures 1 and 2). In addition, recent works have revealed that contextualized representations yielded by pretrained language models, BERT (Devlin et al., 2019) for example, contain geometry which is intrinsically low-dimensional and anisotropic (Antonello et al., 2021; Hernandez and Andreas, 2021; Pope et al., 2021; Ethayarajh, 2019; Gao et al., 2019).

In this paper, we aim to take into account spatial patterns between source and target distribution when generating augmented data for imbalanced datasets. We present a simple and effective method for data augmentation, which we call randomized extrapolation based on principal components or REPRINT. To incorporate more spatial information of feature embedding distribution between classes, REPRINT firstly uses two subspace generated by principal components (Hotelling, 1933) to summarize respectively patterns and trends of both source and target class, then the residual of the

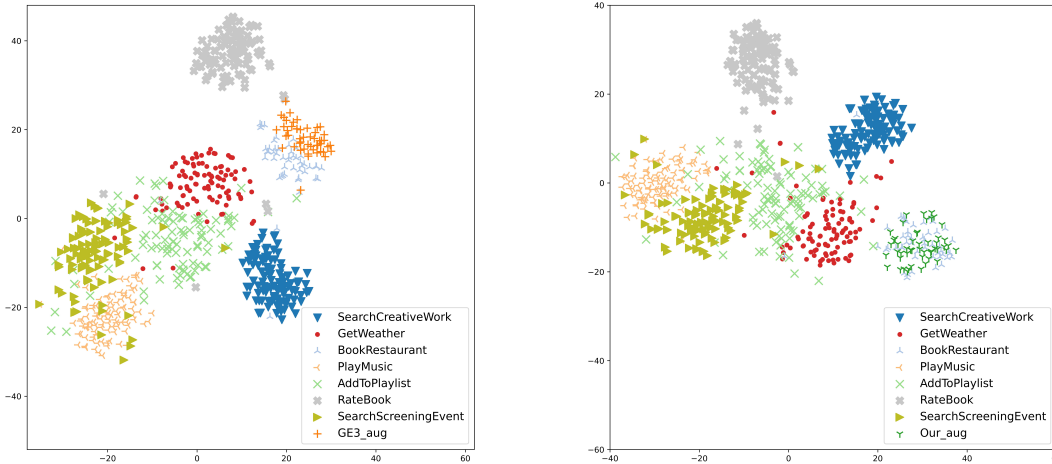


Figure 2: The t-SNE (van der Maaten and Hinton, 2008) visualisation of both original and augmented examples produced respectively by GE3 (left panel) and REPRINT (right panel). The source class (RateBook) is in grey, and the target class (BookRestaurant) in light blue. The augmented samples (orange cross) produced by GE3 have a different distribution with respect to the target while that (dark green triangle_down) created by our method do not.

projection of each source example to the source subspace is calculated, and finally generates augmented examples for target class by adding residuals from the source to the projection of some random candidate target example to the target subspace. Consequently, the augmented examples will locate around the subspace representation of the target, in other words, they are in consistency with the pattern of the target distribution.

In addition, we give a strategy to select candidate target examples in REPRINT such that generated examples would be uniformly distributed around the target distribution. We also integrate REPRINT with another component called label refinement, which allows to further create new soft labels for augmented examples. It is motivated by the label synthesis in data augmentation methods such as MIXUP, but has been extended to our extrapolation method. Ablation experiments have demonstrated that it can also boost the performance, serving as an important component for our method.

We test REPRINT on several commonly used text classification benchmarks in a wide range of class-imbalanced scenarios. Across all benchmarks and scenarios, our method outperforms other eight baseline models. Additionally, by investigating our method with various hyperparameters and hidden-space representations, we demonstrate the stability and universality of it.

The rest of the paper is organized as follows. Section 2 discusses related work. Section 3 presents the details of our method REPRINT. We illustrate its performance on several text datasets and show the ablation studies in Section 4. Finally, conclusion and future work are given in Section 5.

2 Related work

Hidden-space representation. Being widely used in NLP community, hidden-space representation are low-dimensional continuous representations of words or sentences that capture their semantic and syntactic. Mikolov et al. (2013) first proposed CBOW and Skip-gram models to construct associations between contexts and central words, which allows central words to obtain their vector representations through contexts. On this basis, Pennington et al. (2014) further solved the problem of fixed sliding window size and achieved better performance on different tasks. However, the static word representation produced by the above models cannot solve the problem that word meaning varies according to their context. To address this shortcoming, Peters et al. (2018) and Radford et al. (2018) pre-trained respectively Bi-LSTM and Transformer-based models on large-scale corpus to produce contextualized word representation which effectively alleviates the problem of polysemy. Both models use a unidirectional network structure, so the relations in the language considered by the current model are incomplete. Furthermore, Devlin et al. (2019) proposed a Bi-directional Transformer encoder (BERT) to solve this problem. Thanks to this bidirectional structure and two new pre-training tasks (*i.e.*, Masked Language Model and Next Sentence Prediction), BERT can

learn richer semantic and syntactic information in different layers. For example, [Jawahar et al. \(2019\)](#) found that its intermediate layers encode a rich hierarchy of linguistic information, with surface features at the bottom, syntactic features in the middle and semantic features at the top. And this enables BERT to achieve state of the art performance not only on text classification such as sentiment analysis, natural language inference but also on several other natural language processing tasks.

Text data augmentation. There is a large body of research on text data augmentation ([Chen et al., 2020](#); [Wei and Zou, 2019](#)). For example, word or phrase replacements which transform parts of the original texts are used for text augmentation in classification ([Xie et al., 2020](#); [Wei and Zou, 2019](#)). More advanced approaches which are capable of generating whole new texts depend on back-translation or retraining of specific neural models. These methods, however, either require a large number of training data to generate good example that would improve down-stream tasks or demand for very high computational cost. Hidden-space augmentation, which is the most related to our work, seeks to overcome these challenges by performing deformations of data examples in hidden space rather than at text-level. [Zhang et al. \(2018\)](#) introduced a simple and model-agnostic data augmentation routine, termed MIXUP, to construct augmented training examples based on the convex combinations of pairs of examples and their labels. [Chen et al. \(2020\)](#) later extended this interpolation-based routine to semi-supervised text classification and selected beta distribution as the sampling distribution for the ratio to trade off between pairs of examples. In parallel, extrapolation-based and label preserving methods have also been proposed for data augmentation. [DeVries and Taylor \(2017\)](#) proposed to synthesize new examples for a given class by extrapolating a pair of adjacent points within the same class. Following a similar idea, [Kumar et al. \(2020\)](#) studies several hidden-space augmentation techniques to improve few-shot intent classification. [Wei \(2021\)](#) presented GE3 which further extends extrapolation from between points in the same class to distributions of different classes, and showed its performance in imbalanced class setting. Although inspired by the former, our method is notably different: firstly, the underlying geometry of distribution between classes is ignored in prior work whereas REPRINT uses subspace spanned by principal components to characterize it. Secondly, REPRINT is also able to synthesize new labels, rather than just hidden-space representations, for augmented examples.

Label smoothing. It is first proposed by [Szegedy et al. \(2016\)](#) in order to provide regularization for deep neural networks. Instead of using hard (*i.e.*, one-hot) labels for training, [Szegedy et al. \(2016\)](#) introduced label smoothing, which improves accuracy by computing cross entropy not with the "hard" targets from the dataset, but with a weighted mixture of these targets with the uniform distribution. Although such soft labels can be effective in giving strong regularization to model while avoiding overfitting, they treat each category equally and does not take into account the importance of target category. In the field of NLP, label smoothing approach has also proved its effectiveness in practice ([Saha et al., 2021](#); [Lukasik et al., 2020](#)). Further, [Müller et al. \(2019\)](#) meticulously analyzed the principles of label smoothing and explained several behaviors (*e.g.*, closer sample cluster) observed when training deep neural networks with label smoothing. They also found that label smoothing impairs distillation, despite the positive effect on generalization and calibration. To obtain a more reasonable probability distribution between the target and non-target categories, [Zhang et al. \(2021\)](#) proposed a new label smoothing strategy, called Online Label Smoothing, this strategy generates soft labels based on model prediction statistics of the target category. Experiments have also demonstrated the effectiveness of this approach on classification tasks. Alternatively, the mixup strategy can be seen as a method of label smoothing ([Chen et al., 2020](#); [Zhang et al., 2018](#)). This method achieves the effect of label smoothing by weighting the labels of two training samples by averaging them, which makes the decision boundary obtained from training smoother and effectively improves the generalization performance of the model.

3 Introducing REPRINT

In this section, we introduce our method, including its formal expression, the choice of principal components to form subspace representation to summarize class distribution, the randomized strategy to select candidate examples needed in the method, and the soft labels to be endowed with the augmented examples.

3.1 Randomized extrapolation based on principal components

Given a text classification task with K output classes $\{c_k, k = 1, 2, \dots, K\}$, let us denote by $\{X_i^c \in \mathbb{R}^d, i = 1, 2, \dots, n_c\}$ the hidden-space representations of n_c training examples in class c . For each class c , the mean μ_c of all hidden-space representations in that class, and the centralized version \tilde{X}_i^c of each representation $X_i^c, i = 1, 2, \dots, n_c$ are defined respectively as

$$\mu_c = \frac{1}{n_c} \sum_{i=1}^{n_c} X_i^c, \quad \tilde{X}_i^c = X_i^c - \mu_c.$$

In addition, let $\{\alpha_i^c, i = 1, 2, \dots, h\}$ denote the first h principal components of class c , built on $\{\tilde{X}_i^c, i = 1, 2, \dots, n_c\}$, and S_h^c the subspace spanned by these p principal components. The projection of centered representation \tilde{X}_i^c to S_h^c is given by

$$\text{Proj}_{S_h^c}(\tilde{X}_i^c) = A_h^c \left((A_h^c)^t \tilde{X}_i^c \right), \quad (1)$$

where $A_h^c = [\alpha_1^c, \alpha_2^c, \dots, \alpha_h^c]$ is the projection transformation matrix whose columns are principal components, and A^t represents the transpose of matrix A .

REPRINT attempts to generate, in a randomized fashion, augmented examples by extrapolating the data distribution from a source class c_s to the target c_t in hidden space. More precisely, for each $\tilde{X}_i^{c_s}$ in the source class, a corresponding augmented example \hat{X}^{c_t} in target class is generated as follows

$$\hat{X}^{c_t} = \tilde{X}_i^{c_s} - \text{Proj}_{S_h^{c_s}}(\tilde{X}_i^{c_s}) + \text{Proj}_{S_q^{c_t}}(\tilde{X}_j^{c_t}) + \mu_{c_t}, \quad (2)$$

where $\tilde{X}_j^{c_t}$ is a random candidate example to be sampled from a distribution P whose support lies on the centered training set $\{\tilde{X}_j^{c_t}, j = 1, 2, \dots, n_{c_t}\}$ of target class, and the third term on the right hand side (R.H.S) of equation (2) is the projection of $\tilde{X}_j^{c_t}$ to the subspace $S_q^{c_t}$ formed by the first q principal components of target class. It can be noted that augmented example is build upon three parts: the residual of the projection of a source example, the projection of a random target example and the target mean. Therefore, while increasing the amount and diversity of target class, the augmented examples generated remain to be around the subspace representation of target class, hence making them consistent with the original geometry of target distribution. In addition, we can also see augmented examples from another perspective: subspace representations of both source and target class can be interpreted as conserving primary and common semantic and syntactic structure shared by the examples within each class, and the residual serves as a variant of the main structure contained in the source class. Adding this variant to the projection of a target example may therefore help to diversify the augmented example while preserving similar meaning with the origin.

For each class in the training set, we could generate a set of extrapolated samples from every other class, multiplying approximately the size of the training set by a factor K . In the training process, the classification model will be trained on the union of original data and extrapolated ones. It is worth noticing that REPRINT is model-free and simple to use, requiring little computation cost since the only hyperparameters involved are the number h, q of principal components for both source and target class.

3.2 Choice of principal components and sampling distribution

We propose first two heuristic strategies to determine the number h and q (*i.e.*, the dimensionality of subspaces) of principal components used to explain the source and target class. The first one is to consider two subspaces of same dimension (*i.e.*, $h = q$) to represent both source and target distribution, and choose an optimal value in terms of its performance on test set. The second one relies on the explained variance ratio which is defined as the percentage of variance explained by each of the selected components, and h (or q) is selected such that a certain amount, for example 90%, of variance can be explained by the first h (or q) principal components in source (or target) class.

In addition, for the choice of sampling distribution P for random candidate $\tilde{X}_j^{c_t}$ in equation (2), we set it as uniform distribution over centered target training set $\{\tilde{X}_{c_t}^j, j = 1, 2, \dots, n_{c_t}\}$ of target class c_t , *i.e.*,

$$P(\tilde{X}_j^{c_t} = \tilde{X}_j^{c_t}) = \frac{1}{n_{c_t}}, j = 1, 2, \dots, n_{c_t}.$$

Following this choice, augmented examples generated by equation (2) will be uniformly distributed along the underlying pattern of target distribution.

3.3 Label refinement for augmented examples

We also propose another component named label refinement which attempts to integrate label synthesis used in interpolation-based augmentation into our method to generate new labels, rather than just hidden-space representations, for augmented examples. By combining equations (1) and (2), the augmented example \hat{X}^{c_t} for target class c_t can be rewritten as

$$\begin{aligned} \hat{X}^{c_t} &= \left(I_d - A_h^{c_s} (A_h^{c_s})^t \right) \tilde{X}_i^{c_s} + A_q^{c_t} (A_q^{c_t})^t \tilde{X}_j^{c_t} + \mu_{c_t} \\ &\triangleq W^{c_s} \tilde{X}_i^{c_s} + W^{c_t} \tilde{X}_j^{c_t} + \mu_{c_t}, \end{aligned}$$

where I_d represents the identity matrix. We synthesize new label \hat{y}^{c_t} for \hat{X}^{c_t} as

$$\hat{y}^{c_t} = \begin{cases} \lambda y^{c_s} + (1 - \lambda)y^{c_t}, & \text{if } |W^{c_s}| > 0 \text{ and } |W^{c_t}| > 0, \\ y^{c_t}, & \text{else.} \end{cases} \quad (3)$$

where y^{c_s} and y^{c_t} denotes respectively one-hot label (*i.e.*, hard label) representation for class c_s and c_t , and $\lambda = |W^{c_s}| / (|W^{c_s}| + |W^{c_t}|)$ represents the ratio between two determinants $|W^{c_s}|$ and $|W^{c_t}|$. In other words, if the augmented example is extrapolated as the sum of two linear transformations for which inner products between $W^{c_s} \tilde{X}_i^{c_s}$ (*respectively* $W^{c_t} \tilde{X}_j^{c_t}$) and its domain $\tilde{X}_i^{c_s}$ (*respectively* $\tilde{X}_j^{c_t}$) are both strictly positive, then the new label for augmented example is created as a linear combination of both source and target label where the weight is determined by the determinant of two transformation matrix. Otherwise, it is preserved as the hard label of the target class.

4 Experiments

In this section, we test REPRINT on various text classification benchmark datasets¹. We first give a brief introduction about the datasets, the class-imbalanced scenario and experiment settings on which our experiments are performed. Next, we describe some baseline models with which we are about to compare, including some data augmentation baselines relying on extrapolation and other baselines built on either interpolation or token-level augmentation. Finally, we present the performance of both our method and baselines on various datasets, the results of which demonstrate the effectiveness of our approach. Additional ablation studies are also given, showing how different components involved in our method contribute to the result.

4.1 Datasets

We run our experiments on the following benchmarks in text classification.

1. **SNIPS** (Coucke et al., 2018): Snips Voice Platform is a dataset of over 16,000 crowdsourced queries distributed among 7 user intents of various complexity. Each intent has around 1,800 training samples, and the test set has 700 samples altogether.
2. **Yahoo Answers** (Chang et al., 2008): The Yahoo Answers topic classification dataset consists of 10 largest main categories from the Yahoo! Answers Comprehensive Questions and Answers. Each class contains 6,000 testing samples. As original training set is too large, we constraint its size to at most 3000 for each class.
3. **AG News** (Zhang et al., 2015): It consists of 4 largest classes of original news corpus. Each topic class has 30,000 training samples and 1,900 testing samples. Due to its large training set, the maximum number of training samples used for each class in training is set to 2,000.
4. **DBpedia** (Mendes et al., 2012): It includes structured content collected from Wikipedia. For each of the 14 classes, we only use a subset containing 2,500 out of 40,000 training samples, but evaluating our approach on the whole test set.

4.2 Experiment settings

For the above datasets, we artificially create class-imbalanced scenario through random sampling. Specifically, half of the classes of each dataset would be randomly selected to equip with only a small number n_{small} of samples while each of the remaining classes would set to have n_{large} samples (*i.e.*, $n_{\text{large}} = \{1800, 3000, 2000, 2500\}$ respectively for the four datasets mentioned above). Moreover, we consider a range of values (*i.e.*, 32, 64, 128) for n_{small} to simulate different extends of class-imbalanced scenarios. Besides, throughout the experiments, we use BERT-based-uncased Devlin et al. (2019) pre-trained language model to encode the text, and represent it in hidden-space using average pooling over the output of encoder’s last layer. The weights in BERT encoder are frozen, and an additional MLP classifier with softmax is added on top for classification. After applying data augmentation methods to these imbalanced datasets, the MLP classifier would leverage both original and augmented data for training and the accuracy is obtained on the whole test set. We run all experiments for five random seeds and the encoder only reads the first 512 tokens of text without any additional preprocessing.

4.3 Baselines

To test the effectiveness of our method, we compare it with following baseline models:

¹The code is available in: <https://github.com/bigdata-cnu/REPRINT>

1. **UPSPL** (Upsampling) is a simple tool handling class-imbalanced scenario by sampling directly from dataset.
2. **NOISE** (Gaussian Noise) generates samples from $\mathcal{N}(0, 0.1)$ and adds them to the existing samples to form augmented example.
3. **SMOTE** (Chawla et al., 2002) is a simple and commonly used method to solve data imbalance. By selecting examples that are close in the feature space using K-Nearest Neighbor, new samples are created by their interpolations.
4. **EDA** (Wei and Zou, 2019) is an easy way to perform data augmentation while having high interpretability. It makes good use of text editing techniques and could generate novel samples with a certain degree of diversity.
5. **TMIX** (Chen et al., 2020) creates augmented samples in hidden space. Given a pair of examples in two different classes, augmented features and labels are interpolated by their convex combination.
6. **WE** (Within-Extrapolation (DeVries and Taylor, 2017)) extrapolates between hidden-space representations of two examples X_i^c and X_j^c of the same class c to create augmented example as

$$\hat{X}^c = \lambda(X_i^c - X_j^c) + X_i^c,$$

where λ is set to be 0.5 in the experiment.

7. **LD** (Linear Delta (Kumar et al., 2019)) adds the bias between two examples X_i^c and X_j^c of the same class c to another sample X_k^c to form an augmented example as

$$\hat{X}^c = (X_i^c - X_j^c) + X_k^c$$

8. **GE3** (Wei, 2021) generates an augmented sample \hat{X}^{c_t} for target class c_t by extrapolating from a sample $X_i^{c_s}$ in source class c_s as

$$\hat{X}^{c_t} = X_i^{c_s} - \mu_{c_s} + \mu_{c_t}$$

where μ_{c_s} and μ_{c_t} are respectively the mean of original samples in class c_s and c_t .

To cope with data imbalanced scenarios, our method would follow the same data augmentation strategy as GE3. As for other approaches mentioned above, they would generate samples for minority classes until that training samples of each class are of approximately same size.

4.4 Results

4.4.1 Test accuracy of models

Table 1 compares the performance of REPRINT and baseline models on four text classification datasets with the size n_{small} of minority class varying from 32 to 128. The mean accuracy and standard deviation are calculated based on five random seeds. It is noted that REPRINT consistently outperforms baselines on all benchmarks, with an average improvement of 5.20% of accuracy over UPSPL under different n_{small} values.

In addition, although WE and LD also use extrapolation skill as ours, their comparatively poor performance indicates that their way of in-class extrapolation is not enough to restore the original distribution of target class as our method does. SMOTE outweighs mostly the formal two but still falls behind REPRINT, implying that integrating the geometry of class distribution into extrapolation could further increase the quality of augmented examples. At the same time, EDA does not achieve the same accuracy as some of the hidden-space augmentation methods such as GE3 or REPRINT. We argue that this may due to that modifications of tokens on the input-level of text cannot result in augmented examples as diverse as produced by other augmentation methods, hence limiting the performance of it. Moreover, if one compares REPRINT with NOISE, the improvement of accuracy shows that the prior information about the distribution structure of classes used in our method do contribute to the performance.

Moreover, it is worth noticing that both TMIX and REPRINT use soft labels in training. From results in Table 1, the performance of TMIX is not as good as ours on three datasets (*i.e.*, Snips, Yahoo Answer and AGnews) and it generally has larger standard deviation in all cases. It may be because the decision boundaries between classes are not strong enough yet, or a single-layer MLP classifier cannot provide stable training like the one Chen et al. (2020) did on BERT. At the same time, it suggests that augmented examples generated by our method have smaller perturbation, enabling faster convergence of the classifier.

Especially, REPRINT achieves comprehensive improvements in respect to datasets and sizes of minority class over one of the best competitor GE3 which can be in fact regarded as a simplified version of our approach. This performance gain demonstrates the advantage of using principal components in our method to not only account for the pattern of

Dataset	Snips			Yahoo Answer			
	n_{small}	32	64	128	32	64	128
UPSPL	88.97 \pm 0.83	92.11 \pm 1.06	93.60 \pm 0.51	46.88 \pm 0.39	50.36 \pm 0.39	53.84 \pm 0.53	
SMOTE	89.00 \pm 0.83	91.97 \pm 0.91	93.54 \pm 0.51	46.62 \pm 0.43	50.52 \pm 0.43	54.12 \pm 0.58	
TMIX	89.00 \pm 1.61	92.46 \pm 1.07	94.34 \pm 0.28	53.92 \pm 3.33	59.51 \pm 3.22	60.08 \pm 0.78	
EDA	88.31 \pm 1.22	92.01 \pm 1.34	92.65 \pm 0.57	46.24 \pm 0.34	50.52 \pm 0.35	53.78 \pm 0.41	
LD	85.74 \pm 1.09	89.69 \pm 0.57	92.11 \pm 0.78	46.70 \pm 0.45	52.25 \pm 0.23	58.88 \pm 0.39	
WE	85.69 \pm 0.97	90.06 \pm 0.77	92.43 \pm 0.39	44.44 \pm 0.53	49.36 \pm 0.42	55.87 \pm 0.43	
NOISE	89.17 \pm 0.99	92.60 \pm 0.93	94.00 \pm 0.78	53.47 \pm 0.24	59.48 \pm 0.41	63.42 \pm 0.52	
GE3	92.03 \pm 1.19	94.23 \pm 0.77	95.03 \pm 0.58	53.32 \pm 0.24	59.06 \pm 0.18	63.04 \pm 0.41	
REPRINT	92.05\pm1.15	94.23\pm0.90	95.03\pm0.36	59.01\pm0.47	63.08\pm0.26	65.14\pm0.64	
		AG news			DBpedia		
UPSPL	74.08 \pm 1.73	79.14 \pm 1.03	82.56 \pm 0.30	93.38 \pm 0.18	95.50 \pm 0.41	96.85 \pm 0.13	
SMOTE	74.23 \pm 1.74	79.31 \pm 1.00	82.63 \pm 0.27	93.24 \pm 0.20	95.36 \pm 0.41	96.73 \pm 0.16	
TMIX	75.64 \pm 1.85	80.20 \pm 1.23	83.76 \pm 0.31	94.12 \pm 0.31	96.47 \pm 0.55	97.50 \pm 0.40	
EDA	71.64 \pm 1.87	77.41 \pm 1.47	81.62 \pm 0.58	92.61 \pm 0.35	94.86 \pm 0.37	96.45 \pm 0.15	
LD	68.53 \pm 1.71	73.11 \pm 1.01	75.83 \pm 0.99	90.31 \pm 0.14	93.45 \pm 0.34	95.33 \pm 0.31	
WE	67.74 \pm 1.67	72.97 \pm 0.80	76.44 \pm 0.90	90.44 \pm 0.21	93.66 \pm 0.49	95.75 \pm 0.21	
NOISE	75.64 \pm 1.30	80.79 \pm 0.81	84.07 \pm 0.34	93.67 \pm 0.17	95.73 \pm 0.40	97.04 \pm 0.11	
GE3	78.10 \pm 1.46	82.07 \pm 0.61	85.19 \pm 0.31	94.20 \pm 0.30	95.90 \pm 0.29	96.94 \pm 0.21	
REPRINT	80.16\pm1.04	84.04\pm0.86	86.88\pm0.32	95.63\pm0.16	96.86\pm0.28	97.54\pm0.12	

Table 1: Mean accuracy (%) and standard deviation of different models on four text classification benchmarks with various n_{small} values. The mean accuracy and its standard deviation are calculated using five random seeds. The reported results of our approach is obtained with five principal components for every class.

distribution of different classes when generating augmented examples, but also to guide the synthesis of new labels for them. The Figure 2 leverages t-SNE technique (van der Maaten and Hinton, 2008) to visualize both original and augmented examples produced respectively by GE3 (left panel) and REPRINT (right panel) in a two-dimensional plane. It illustrates the effectiveness of our method since the augmented examples generated by GE3 deviate from the target class (BookRestaurant) while that generated by ours still have fidelity to the original target distribution.

Further, we also consider two more choices for n_{small} (*i.e.*, $n_{\text{small}} \in \{16, 256\}$) to investigate the performance of our method in more severe imbalanced scenario and less severe one. Figure 3 shows the mean accuracy of both our method and other three competitive baseline models on Yahoo Answer and DBpedia datasets under the consideration of five n_{small} values. It can be seen clearly that the improvement of our method over baselines is much more obvious when the training data is more imbalanced even though the estimation of principal components may be of large bias when the number of samples is small. In addition, as shown in Table 1, an average of 3.94% (or 1.91%) improvement is attained over GE3 in each scenario on Yahoo Answer (or AG news), which indicates the generality and stability of our method in different class-imbalanced settings.

4.5 Ablation studies

We now present ablation studies to show the effectiveness of subspace representation and label refinement in REPRINT.

4.5.1 Different strategies for choosing principal components

We compare two strategies mentioned in Section 3.2 to determine the subspace representation for source and target class:

1. We consider $h = q = k$ and $kin\{1, 5, 10, 15\}$.
2. We set the ratio of variance explained in $\{50\%, 70\%, 95\%\}$.

The left panel of Figure 4 shows the test accuracy of REPRINT on DBpedia, using different strategies to choose principal components. We observe that the performance degrades when the ratio of explained variance increases from 50% to 95%, suggesting that only noises, rather than informative residual that relates to semantic and syntactic structure of source class, are incorporated in the generate augmented examples when the ratio comes to 95%. Additionally, as 1, 5, 10 and 15 principal components approximate respectively to ratio of 20%, 40%, 45% and 50%, the comparatively poor performance of our method with one principal component (dark green line) also indicates that the performance

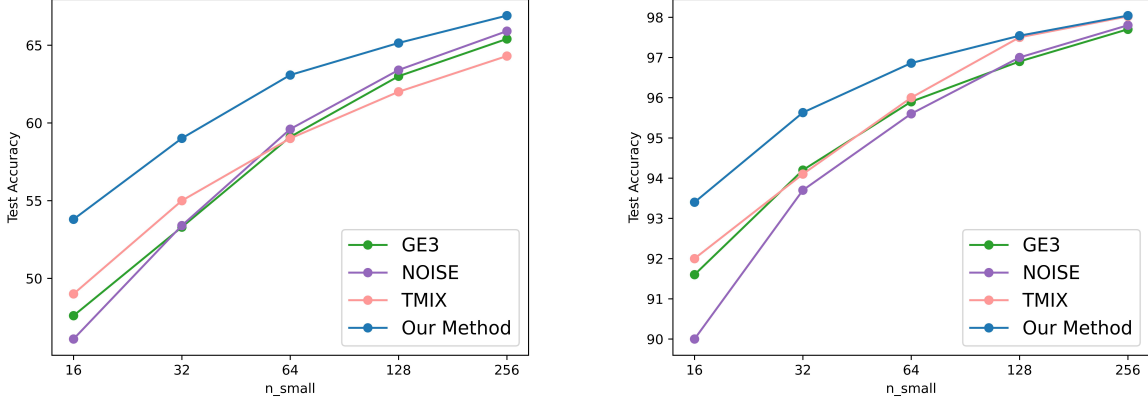


Figure 3: The performance of REPRINT, GE3, NOISE and TMIX on Yahoo Answer (left panel) and DBpedia (right panel) in broader class-imbalanced scenarios with n_{small} in $\{16, 32, 64, 128, 256\}$.

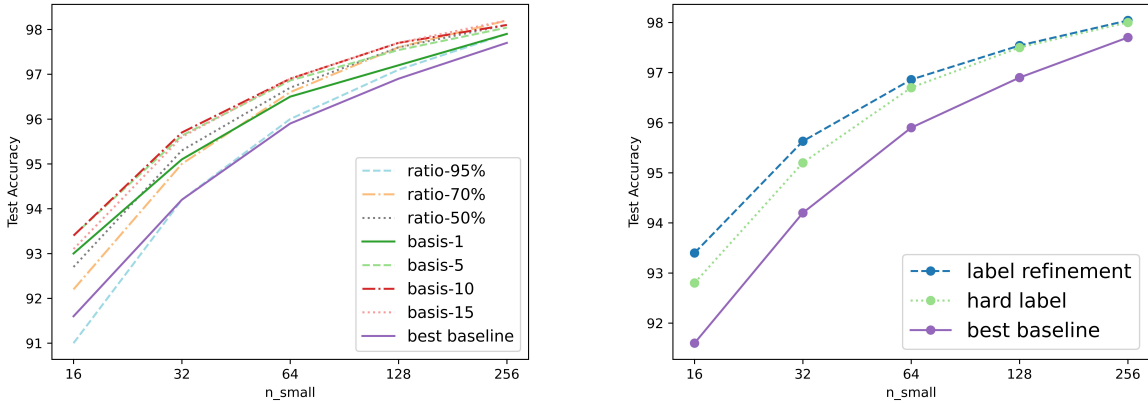


Figure 4: Ablation study of REPRINT on DBpedia. The left plot gives the performances with several choices of principal components while the right plot shows the performances of our method with two different choices of labels.

would deteriorate if the number of principal components is too small. In other words, the subspace formed by principal components is too simple to provide sufficient representation for the underlying pattern of class distribution. On the contrary, as long as the ratio takes intermediate values, one can see that their performances always rank among the best even with various n_{small} values and that their differences are small, suggesting that using subspace representation of class distribution when generating augmented examples helps to bring useful distributional information from one class to another, and this benefits the versatility of the target class. For this reason, we heuristically set $h = q = 5$ for the following experiments.

4.5.2 Different choices for labels

The mixup-based approaches (Chen et al., 2020; Zhang et al., 2018) have shed light on our label refinement discussed in Section 3.3. In this part, we would like to study how this refinement boosts the final result by carrying out ablation studies with the following two choices of labels for augmented examples.

1. **Label refinement** creates new soft labels for augmented examples based on the principal components, as discussed in equation (3)
2. **Hard label** preserves labels for those augmented examples and represents them by one-hot vector.

The right panel of Figure 4 reports the accuracy achieved using aforementioned choices of labels. It is obvious that the proposed label refinement can achieve better performance than hard label with various n_{small} values, and this gap becomes more significant in more imbalanced scenario. We conjecture that label refinement component can serve as regularization effect to the classification model and hence improve the model generalization ability.

Strategy	Accuracy(%)
REPRINT	93.4
without label refinement	92.8
without label refinement & subspace representation	91.6

Table 2: Mean test accuracy of REPRINT when removing label refinement and subspace representation one by one. The results are obtained on DBpedia with $n_{\text{small}} = 16$.

To illustrate the contribution provided by the two components involved in our method, Table 2 reports the decline of the accuracy of REPRINT on DBpedia dataset after stripping label refinement and principal components-based subspace representation consecutively. It is noted that the drop is significantly larger when we remove subspace representation than only removing label refinement, indicating that the subspace representation that is used when extrapolating augmented examples has larger impact than the label refinement on the final performance of REPRINT, which highlights the crucial role of using principal components in our method.

4.6 Different hidden-space representation

In addition, to demonstrate that REPRINT is not tailored for only one kind of hidden-space representations yielded by some certain language model but also has its generality and effectiveness with other model, we present the results in Table 3 with hidden-space representations now given by another pretrained language model ALBERT (Lan et al., 2020). It is noted that our method achieves an average improvement of 4.69% of accuracy over UPSPL, and also outweighs other baseline models.

Dataset	Snips			Yahoo Answer		
	n_{small} 32	64	128	32	64	128
UPSPL	87.74 \pm 0.88	91.03 \pm 0.88	93.23 \pm 0.44	46.56 \pm 1.01	50.23 \pm 0.61	53.68 \pm 0.92
SMOTE	87.77 \pm 0.69	91.03 \pm 0.71	93.03 \pm 0.51	46.01 \pm 0.60	49.93 \pm 0.77	53.51 \pm 0.94
TMIX	88.80 \pm 1.80	92.06 \pm 1.28	93.31 \pm 0.93	57.45 \pm 2.15	58.05 \pm 1.23	60.88 \pm 1.57
EDA	87.36 \pm 1.35	91.03 \pm 1.54	92.14 \pm 0.65	46.23 \pm 0.99	49.76 \pm 0.89	53.60 \pm 0.86
LD	82.66 \pm 1.21	87.74 \pm 1.36	90.31 \pm 1.14	46.48 \pm 0.37	51.88 \pm 0.61	57.20 \pm 0.78
WE	83.89 \pm 1.28	88.31 \pm 1.88	90.91 \pm 1.24	44.46 \pm 0.37	50.14 \pm 0.71	55.28 \pm 0.67
NOISE	88.17 \pm 0.72	91.37 \pm 1.30	93.26 \pm 0.78	50.77 \pm 0.41	55.88 \pm 0.52	59.71 \pm 0.59
GE3	90.00 \pm 0.69	92.51 \pm 0.99	94.09 \pm 0.59	52.68 \pm 0.41	57.50 \pm 0.64	61.06 \pm 0.63
REPRINT	90.83\pm0.69	92.74\pm0.94	94.29\pm0.80	57.98\pm0.5	61.29\pm0.36	62.99\pm0.52
	AG news			DBpedia		
UPSPL	72.44 \pm 2.27	76.79 \pm 0.89	80.39 \pm 0.60	90.01 \pm 0.36	92.97 \pm 0.37	94.97 \pm 0.27
SMOTE	72.55 \pm 2.20	76.91 \pm 0.83	80.49 \pm 0.66	89.85 \pm 0.39	92.78 \pm 0.40	94.82 \pm 0.29
TMIX	74.26 \pm 1.64	78.97 \pm 1.27	82.36 \pm 1.01	90.86 \pm 1.37	94.59 \pm 1.25	95.20 \pm 1.13
EDA	71.26 \pm 1.29	77.20 \pm 1.25	80.39 \pm 0.67	90.32 \pm 1.76	91.70 \pm 1.13	94.13 \pm 1.04
LD	65.69 \pm 1.08	69.28 \pm 0.69	73.37 \pm 0.79	82.97 \pm 0.64	87.21 \pm 0.35	91.20 \pm 0.36
WE	64.80 \pm 1.69	68.98 \pm 0.83	72.62 \pm 0.75	83.28 \pm 0.65	87.91 \pm 0.49	91.47 \pm 0.17
NOISE	73.50 \pm 2.16	77.98 \pm 0.80	81.68 \pm 0.53	90.37 \pm 0.27	93.25 \pm 0.34	95.13 \pm 0.26
GE3	76.08 \pm 0.94	79.68 \pm 0.83	82.93 \pm 0.34	92.24 \pm 0.45	94.32 \pm 0.20	95.61 \pm 0.09
REPRINT	76.71\pm1.30	81.13\pm1.04	84.50\pm0.54	92.97\pm0.30	94.92\pm0.24	95.94\pm0.14

Table 3: Results using ALBERT pretrained language model

5 Conclusion and future work

To alleviate data scarcity or class imbalance, REPRINT provides a new perspective for hidden-space data augmentation. To generate augmented samples with both fidelity and variety to the target class distribution, we make use of principal components to form subspace representations for both source and target classes in a lower dimension, thus its primary

semantic and syntactic structure are preserved. Served as a variant containing additional information, the difference between original sample and its subspace representation are then used to increase the diversity of augmented samples for the target. Moreover, we provide an alongside label refinement component enabling the creation of new soft labels for augmented examples which can boost the performance of our method. Through experiments on four text classification benchmark datasets, we illustrate the effectiveness of REPRINT which has better test accuracy and competitive standard deviation when compared with other eight data augmentation methods in NLP. Moreover, REPRINT is appealing since it demands low computational resource and the only hyperparameter contained is the one determining the dimension of subspace.

Additionally, we provide ablation studies showing the effect of both subspace representation and label refinement components on the final results. It is found that when the explained variance ratio of principal components is of medium values, the subspace representation formed by them improves the most to the test accuracy and the improvement is stable in several class-imbalanced scenarios. Furthermore, it is also found that label refinement that is involved in our method achieves better results in comparison with hard label which preserves labels for augmented examples.

In the future, we would like to extend the characterization of the geometry of class distribution from linear representation to non-linear setting, either by using principal curves or other manifold learning methods, for the purpose of providing a more elaborate description of class distribution. In addition, we plan to explore whether our method can be adapted to other settings such as semi-supervised learning. Finally, we also seek to ameliorate the sampling distribution by considering the importance of each target example in terms of their gradients or other metrics.

Acknowledgments

This work is supported by National Natural Science Foundation of China (Grant No. 62107021) and Hubei Provincial Science and Technology Innovation Base (Platform) Special Project 2020DFH002.

References

- Ateret Anaby-Tavor, Boaz Carmeli, Esther Goldbraich, Amir Kantor, George Kour, Segev Shlomov, Naama Tepper, and Naama Zwerdling. Do not have enough data? Deep learning to the rescue! In *The Thirty-Fourth AAAI Conference on Artificial Intelligence, AAAI 2020*, volume 34, pages 7383–7390. AAAI Press, 2020.
- Jacob Andreas. Good-enough compositional data augmentation. In *Proceedings of the 58th Annual Meeting of the Association for Computational Linguistics*, Online, July 2020. Association for Computational Linguistics.
- Richard Antonello, Javier Turek, Vy A. Vo, and Alexander G. Huth. Low-dimensional structure in the space of language representations is reflected in brain responses. *ArXiv*, abs/2106.05426, 2021. URL <https://arxiv.org/pdf/2106.05426.pdf>.
- Ankur Bapna, Gökhan Tür, Dilek Z. Hakkani-Tür, and Larry Heck. Towards zero-shot frame semantic parsing for domain scaling. In *Conference of the International Speech Communication Association (INTERSPEECH)*, 2017.
- Markus Bayer, Marc-André Kaufhold, and Christian Reuter. A survey on data augmentation for text classification. *ArXiv*, abs/2107.03158, 2021. URL <https://arxiv.org/pdf/2107.03158.pdf>.
- Ming-Wei Chang, Lev-Arie Ratinov, Dan Roth, and Vivek Srikumar. Importance of semantic representation: Dataless classification. In *Proceedings of the 23rd National Conference on Artificial Intelligence*, volume 2, pages 830–835, 2008.
- Nitesh V. Chawla, Kevin W. Bowyer, Lawrence O. Hall, and W. Philip Kegelmeyer. SMOTE: Synthetic Minority Over-sampling Technique. *Journal of Artificial Intelligence Research*, 16(1):321–357, 2002.
- Jiaao Chen, Zichao Yang, and Diyi Yang. MixText: Linguistically-informed interpolation of hidden space for semi-supervised text classification. In *Proceedings of the 58th Annual Meeting of the Association for Computational Linguistics*, pages 2147–2157, Online, July 2020. Association for Computational Linguistics.
- Alice Coucke, Alaa Saade, Adrien Ball, Théodore Bluche, Alexandre Caulier, David Leroy, Clément Doumouro, Thibault Gisselbrecht, Francesco Caltagirone, Thibaut Lavril, Maël Primet, and Joseph Dureau. Snips Voice Platform: an embedded Spoken Language Understanding system for private-by-design voice interfaces. *Computing Research Repository (CoRR)*, abs/1805.10190, 2018.
- Claude Coulombe. Text data augmentation made simple by leveraging NLP Cloud APIs. *ArXiv*, abs/1812.04718, 2018. URL <https://arxiv.org/pdf/1812.04718.pdf>.
- Xiang Dai and Heike Adel. An analysis of simple data augmentation for named entity recognition. In *Proceedings of the 28th International Conference on Computational Linguistics*, pages 3861–3867, Barcelona, Spain (Online), December 2020. International Committee on Computational Linguistics.

- Jacob Devlin, Ming-Wei Chang, Kenton Lee, and Kristina Toutanova. BERT: Pre-training of Deep Bidirectional Transformers for Language Understanding. In *Proceedings of the 2019 Conference of the North American Chapter of the Association for Computational Linguistics: Human Language Technologies, Volume 1 (Long and Short Papers)*, pages 4171–4186, Minneapolis, Minnesota, June 2019. Association for Computational Linguistics.
- Terrance DeVries and Graham W. Taylor. Dataset augmentation in feature space. *ArXiv*, abs/1702.05538, 2017. URL <https://arxiv.org/pdf/1702.05538.pdf>.
- Sergey Edunov, Myle Ott, Michael Auli, and David Grangier. Understanding back-translation at scale. In *Proceedings of the 2018 Conference on Empirical Methods in Natural Language Processing*, pages 489–500, Brussels, Belgium, October–November 2018. Association for Computational Linguistics.
- Kawin Ethayarajh. How contextual are contextualized word representations? Comparing the geometry of BERT, ELMo, and GPT-2 embeddings. In *Proceedings of the 2019 Conference on Empirical Methods in Natural Language Processing and the 9th International Joint Conference on Natural Language Processing*, pages 55–65, Hong Kong, China, November 2019. Association for Computational Linguistics.
- Steven Y. Feng, Varun Gangal, Jason Wei, Sarath Chandar, Soroush Vosoughi, Teruko Mitamura, and Eduard Hovy. A survey of data augmentation approaches for NLP. In *Findings of the Association for Computational Linguistics: ACL-IJCNLP 2021*, pages 968–988, Online, August 2021. Association for Computational Linguistics.
- David Gaddy, Alex Kouzemtchenko, Pavankumar Reddy Muddireddy, Prateek Kolhar, and Rushin Shah. Overcoming conflicting data when updating a neural semantic parser. In *Proceedings of the 3rd Workshop on Natural Language Processing for Conversational AI*, pages 40–51, Online, November 2021. Association for Computational Linguistics.
- Jun Gao, Di He, Xu Tan, Tao Qin, Liwei Wang, and Tiejian Liu. Representation degeneration problem in training natural language generation models. In *International Conference on Learning Representations*, 2019.
- Ian J. Goodfellow, Jonathon Shlens, and Christian Szegedy. Explaining and harnessing adversarial examples. In *3rd International Conference on Learning Representations, San Diego, CA, USA, May 7-9, 2015, Conference Track Proceedings*, 2015.
- Sonal Gupta, Rushin Shah, Mrinal Mohit, Anuj Kumar, and Mike Lewis. Semantic parsing for task oriented dialog using hierarchical representations. In *Proceedings of the 2018 Conference on Empirical Methods in Natural Language Processing*, pages 2787–2792, Brussels, Belgium, October–November 2018. Association for Computational Linguistics.
- Evan Hernandez and Jacob Andreas. The low-dimensional linear geometry of contextualized word representations. In *Proceedings of the 25th Conference on Computational Natural Language Learning*, pages 82–93, Online, November 2021. Association for Computational Linguistics.
- Harold Hotelling. Analysis of a complex of statistical variables into principal components. *Journal of Educational Psychology*, 24:498–520, 1933.
- Yutai Hou, Yijia Liu, Wanxiang Che, and Ting Liu. Sequence-to-sequence data augmentation for dialogue language understanding. In *Proc. of COLING*, pages 1234–1245, 2018.
- Zhiting Hu, Bowen Tan, Russ R Salakhutdinov, Tom M Mitchell, and Eric P Xing. Learning data manipulation for augmentation and weighting. In *Advances in Neural Information Processing Systems*, volume 32. Curran Associates, Inc., 2019.
- Ganesh Jawahar, Benoît Sagot, and Djamel Seddah. What does BERT learn about the structure of language? In *Proceedings of the 57th Annual Meeting of the Association for Computational Linguistics*, pages 3651–3657, Florence, Italy, July 2019. Association for Computational Linguistics.
- Haoming Jiang, Pengcheng He, Weizhu Chen, Xiaodong Liu, Jianfeng Gao, and Tuo Zhao. SMART: Robust and efficient fine-tuning for pre-trained natural language models through principled regularized optimization. In *Proceedings of the 58th Annual Meeting of the Association for Computational Linguistics*, pages 2177–2190, Online, July 2020. Association for Computational Linguistics.
- Alex Krizhevsky, Ilya Sutskever, and Geoffrey E Hinton. Imagenet classification with deep convolutional neural networks. In *Advances in Neural Information Processing Systems*, volume 25. Curran Associates, Inc., 2012.
- Varun Kumar, Hadrien Glaude, Cyprien de Lichy, and William Campbell. A closer look at feature space data augmentation for few-shot intent classification. In *Proceedings of the 2nd Workshop on Deep Learning Approaches for Low-Resource NLP*, pages 1–10, Hong Kong, China, 2019. Association for Computational Linguistics.
- Varun Kumar, Ashutosh Choudhary, and Eunah Cho. Data Augmentation using Pre-trained Transformer Models. In *Proceedings of the 2nd Workshop on Life-long Learning for Spoken Language Systems*, pages 18–26, Suzhou, China, December 2020. Association for Computational Linguistics.

- Guillaume Lample, Alexis Conneau, Ludovic Denoyer, and Marc’Aurelio Ranzato. Unsupervised machine translation using monolingual corpora only. In *6th International Conference on Learning Representations, Vancouver, BC, Canada, April 30 - May 3, 2018, Conference Track Proceedings*. OpenReview.net, 2018.
- Zhenzhong Lan, Mingda Chen, Sebastian Goodman, Kevin Gimpel, Piyush Sharma, and Radu Soricut. ALBERT: A Lite BERT for self-supervised learning of language representations. In *International Conference on Learning Representations*, 2020.
- Bo Liu, Xudong Wang, Mandar Dixit, Roland Kwitt, and Nuno Vasconcelos. Feature space transfer for data augmentation. In *2018 IEEE/CVF Conference on Computer Vision and Pattern Recognition*, pages 9090–9098, 2018.
- Michal Lukasik, Himanshu Jain, Aditya Menon, Seungyeon Kim, Srinadh Bhojanapalli, Felix Yu, and Sanjiv Kumar. Semantic label smoothing for sequence to sequence problems. In *Proceedings of the 2020 Conference on Empirical Methods in Natural Language Processing*, 2020.
- Pablo Mendes, Max Jakob, and Christian Bizer. DBpedia: A Multilingual Cross-Domain Knowledge Base. *Proceedings of the Eight International Conference on Language Resources and Evaluation*, 2012.
- Zhengjie Miao, Yuliang Li, Xiaolan Wang, and Wang-Chiew Tan. Snippet: Semi-supervised opinion mining with augmented data. In *WWW ’20: The Web Conference 2020, Taipei, Taiwan, April 20-24, 2020*, pages 617–628. ACM / IW3C2, 2020.
- Tomas Mikolov, Kai Chen, Greg Corrado, and Jeffrey Dean. Efficient estimation of word representations in vector space. In *Proceedings of the International Conference on Learning Representations*, 2013.
- Shervin Minaee, Nal Kalchbrenner, E. Cambria, Narjes Nikzad, Meysam Asgari Chenaghlu, and Jianfeng Gao. Deep learning–based text classification. *ACM Computing Surveys*, 54:1–40, 2021.
- Francisco J. Moreno-Barea, Fiammetta Strazzer, José M. Jerez, Daniel Urda, and Leonardo Franco. Forward noise adjustment scheme for data augmentation. *2018 IEEE Symposium Series on Computational Intelligence*, pages 728–734, 2018.
- John Morris, Eli Lifland, Jin Yong Yoo, Jake Grigsby, Di Jin, and Yanjun Qi. Textattack: A framework for adversarial attacks, data augmentation, and adversarial training in NLP. In *Proceedings of the 2020 Conference on Empirical Methods in Natural Language Processing: System Demonstrations*, pages 119–126, 2020.
- Rafael Müller, Simon Kornblith, and Geoffrey E Hinton. When does label smoothing help? In *Advances in Neural Information Processing Systems*, volume 32. Curran Associates, Inc., 2019.
- Tong Niu, Semih Yavuz, Yingbo Zhou, Nitish Shirish Keskar, Huan Wang, and Caiming Xiong. Unsupervised paraphrasing with pretrained language models. In *Proceedings of the 2021 Conference on Empirical Methods in Natural Language Processing*, pages 5136–5150, Online and Punta Cana, Dominican Republic, November 2021. Association for Computational Linguistics.
- Jeffrey Pennington, Richard Socher, and Christopher D Manning. Glove: Global vectors for word representation. In *Proceedings of the 2014 conference on empirical methods in natural language processing*, pages 1532–1543, 2014.
- Matthew E. Peters, Mark Neumann, Mohit Iyyer, Matt Gardner, Christopher Clark, Kenton Lee, and Luke Zettlemoyer. Deep contextualized word representations. In *Proceedings of the 2018 Conference of the North American Chapter of the Association for Computational Linguistics*. Association for Computational Linguistics, June 2018.
- Phil Pope, Chen Zhu, Ahmed Abdelkader, Micah Goldblum, and Tom Goldstein. The intrinsic dimension of images and its impact on learning. In *International Conference on Learning Representations*, 2021.
- Alec Radford, Karthik Narasimhan, Tim Salimans, and Ilya Sutskever. Improving language understanding by generative pre-training. <https://www.cs.ubc.ca/amuham01/LING530/papers/radford2018improving.pdf>, 2018.
- Chetanya Rastogi, Nikka Mofid, and Fang-I Hsiao. Can we achieve more with less? Exploring data augmentation for toxic comment classification. *ArXiv*, abs/2007.00875, 2020. URL <https://arxiv.org/pdf/2007.00875.pdf>.
- Sougata Saha, Souvik Das, and Rohini Srihari. Similarity based label smoothing for dialogue generation. *Computing Research Repository (CoRR)*, abs/2107.11481, 2021. URL <https://arxiv.org/pdf/2107.11481.pdf>.
- Jia Shijie, Wang Ping, Jia Peiyi, and Hu Siping. Research on data augmentation for image classification based on convolution neural networks. In *2017 Chinese Automation Congress*, pages 4165–4170, 2017.
- Connor Shorten and Taghi M. Khoshgoftaar. A survey on image data augmentation for deep learning. *Journal of Big Data*, 6:60, 2019.
- Christian Szegedy, Vincent Vanhoucke, Sergey Ioffe, Jon Shlens, and Zbigniew Wojna. Rethinking the inception architecture for computer vision. In *2016 IEEE Conference on Computer Vision and Pattern Recognition (CVPR)*. IEEE, June 2016.

- Luke Taylor and Geoff S. Nitschke. Improving deep learning with generic data augmentation. *2018 IEEE Symposium Series on Computational Intelligence (SSCI)*, pages 1542–1547, 2018.
- Laurens van der Maaten and Geoffrey Hinton. Visualizing data using t-sne. *Journal of Machine Learning Research*, 9 (86):2579–2605, 2008.
- Alex Wang, Amanpreet Singh, Julian Michael, Felix Hill, Omer Levy, and Samuel Bowman. GLUE: A multi-task benchmark and analysis platform for natural language understanding. In *Proceedings of the 2018 EMNLP Workshop BlackboxNLP: Analyzing and Interpreting Neural Networks for NLP*, pages 353–355, Brussels, Belgium, November 2018. Association for Computational Linguistics.
- William Yang Wang and Diyi Yang. That’s so annoying!!!: A lexical and frame-semantic embedding based data augmentation approach to automatic categorization of annoying behaviors using #petpeeve tweets. In *Proceedings of the 2015 Conference on Empirical Methods in Natural Language Processing*, pages 2557–2563. Association for Computational Linguistics, 2015.
- Jason Wei. Good-enough example extrapolation. In *Proceedings of the 2021 Conference on Empirical Methods in Natural Language Processing*, pages 5923–5929, Online and Punta Cana, Dominican Republic, 2021. Association for Computational Linguistics.
- Jason Wei and Kai Zou. EDA: Easy data augmentation techniques for boosting performance on text classification tasks. In *Proceedings of the 2019 Conference on Empirical Methods in Natural Language Processing and the 9th International Joint Conference on Natural Language Processing*, pages 6382–6388. Association for Computational Linguistics, 2019.
- Qizhe Xie, Zihang Dai, Eduard Hovy, Thang Luong, and Quoc Le. Unsupervised data augmentation for consistency training. In *Advances in Neural Information Processing Systems*, volume 33, pages 6256–6268. Curran Associates, Inc., 2020.
- Ziang Xie, Sida I. Wang, Jiwei Li, Daniel Lévy, Aiming Nie, Dan Jurafsky, and Andrew Y. Ng. Data noising as smoothing in neural network language models. In *5th International Conference on Learning Representations, Toulon, France, April 24-26, 2017, Conference Track Proceedings*. OpenReview.net, 2017.
- Zhilin Yang, Zihang Dai, Yiming Yang, Jaime Carbonell, Russ R Salakhutdinov, and Quoc V Le. XLNet: Generalized autoregressive pretraining for language understanding. In *Advances in Neural Information Processing Systems*, volume 32. Curran Associates, Inc., 2019.
- Chang-Bin Zhang, Peng-Tao Jiang, Qibin Hou, Yunchao Wei, Qi Han, Zhen Li, and Ming-Ming Cheng. Delving deep into label smoothing. *IEEE Transactions on Image Processing*, 30:5984–5996, 2021.
- Hongyi Zhang, Moustapha Cisse, Yann Dauphin, and David Lopez-Paz. mixup: Beyond empirical risk minimization. In *International Conference on Learning Representations*, 2018.
- Xiang. Zhang, Junbo. Zhao, and Yann. Lecun. Character-level convolutional networks for text classification. *MIT Press*, 2015.
- Zhun Zhong, Liang Zheng, Guoliang Kang, Shaozi Li, and Yi Yang. Random erasing data augmentation. In *The Thirty-Fourth AAAI Conference on Artificial Intelligence, AAAI 2020, The Thirty-Second Innovative Applications of Artificial Intelligence Conference, IAAI 2020, The Tenth AAAI Symposium on Educational Advances in Artificial Intelligence, EAAI 2020, New York, NY, USA, February 7-12, 2020*, pages 13001–13008. AAAI Press, 2020.