

CVA in fractional and rough volatility models

E. Alòs*, F. Antonelli†, A. Ramponi‡, S. Scarlatti§

April 26, 2022

Abstract

In this work we present a general representation formula for the price of a vulnerable European option, and the related CVA in stochastic (either rough or not) volatility models for the underlying's price, when admitting correlation with the default event. We specialize it for some volatility models and we provide price approximations, based on the representation formula. We study numerically their accuracy, comparing the results with Monte Carlo simulations, and we run a theoretical study of the error. We also introduce a seminal study of roughness influence on the claim's price.

Keywords: Credit Value Adjustment; Vulnerable Options; Rough volatility models; Intensity approach.

1 Introduction

In recent years, the interest in including correctly the effects due to default risks in the derivatives' evaluation has grown immensely, generating a whole new field in mathematical finance. As it is usually the case, the seminal papers work on simple market models (see [26], [24] [16], [29]) built the way towards the extension to more complex and realistic ones. We refer the reader to [10], [11], [12], [13], and [14] for a sample of the interest and width of the topic.

Surely, considering stochastic volatility for derivatives subject to credit risks is an important modeling feature, even more so under volatility roughness that better reflects the market behavior, as much of the recent literature shows, and we refer the reader to [6], [3], [9], [20] just to quote some.

Inevitably, including credit risk features and stochastic volatility in the same model makes the picture more complex and harder to manage. Often, this complexity leaves Monte Carlo simulations as the only option to evaluate derivatives' prices in such a framework, paying a remarkable price in terms of computational times.

Therefore, extensive work was done to develop representation formulas that might lead to handier expressions and to finding alternative computational methods, as in [1], and more recently in [8] and [7].

*Dept. of Economics and Business, University Pompeu Fabra, Barcelona, elisa.alos@upf.edu

†DISIM, University of L'Aquila, fabio.antonelli@univaq.it

‡Dept. Economics and Finance, University of Roma - Tor Vergata, alessandro.ramponi@uniroma2.it

§Dept. Economics and Finance, University of Roma - Tor Vergata, sergio.scarlatti@uniroma2.it

Lately, see for instance [21], deep learning techniques have been applied to evaluate a derivative depending on multiple risks, whose price is corrected by a family of adjustments that go under the acronym of XVA. This approach is based on the price characterization as solution of a Backward Stochastic Differential Equation and the application of machine learning to those equations. Nevertheless, those algorithms though highly efficient in the predictive phase, remain computationally costly in the learning phase still based on Monte Carlo simulations. Moreover, the network architecture (e.g. the number of hidden layers and the number of neurons per layer), as well as the choice of the hyperparameters which characterize the implementation of the learning algorithm (the activation function, the minimization procedure, the mini-batch size, etc.) certainly require very careful programming work and skills.

Here, we focus our attention on vulnerable European options, that are options subject to some default event concerning the solvability of the issuer, and we provide a general representation formula for the price and the required Credit Value Adjustment (CVA) for stochastic (either rough or not) volatility market models, when correlations among the driving processes are present.

The underlying idea is inherited from the papers by Alòs et al. ([1], [5]), where the authors remark that those prices have to depend upon the integrated mean variance (or the zero-strike variance swap process) and the Black & Scholes pricing function, deriving a price representation by applying either anticipative or non-anticipative Stochastic Calculus. To extend that technique to a model including also the adjustment coming from the default probabilities, we use the so called “intensity approach” ([11], [12] just to quote some), that we assume to be a diffusion. Correlations among all the processes, underlying, volatility and intensity, are admitted, making much harder to exploit the properties of the single processes (such as affinity). In particular, the intensity-underlying correlation is related to the so-called right/wrong-way risk.

Exploiting the fact that the vulnerable option final value is the same as in the default-free case, the explicit knowledge of the Black & Scholes pricing function, and anticipating Stochastic Calculus, we are able to provide a general and rather manageable representation formula for the CVA (and consequently the adjusted price) in terms of the correlations between the asset price and, respectively, the stochastic volatility and the intensity process. This representation turns out to be quite general, including at once both classical and rough stochastic volatility models.

Further, on the basis of that representation, we develop a manageable approximation formula, which never employs the computationally costly Monte Carlo simulations. To achieve this goal, we first notice that the zero-strike variance swap process is the optional projection of the integrated mean variance onto the market filtration, which allows developing the main term in a non-anticipating fashion by classical Itô formula. Finally, freezing some terms at the initial time, and using the well-known Clark-Ocone-Haussman formula, we are able to write an approximation that makes the covariation processes explicit.

When choosing the intensity in the class of the affine models and the volatility either a diffusion or a rough one, the formula becomes quite easily computable, as we show by selecting a CIR default intensity and a volatility following a Heston, SABR or Rough Bergomi model. In those specialized models, the approximation takes the shape of a “first-order” expansion with respect to the correlation parameters among the Brownian motions driving the processes dynamics.

Finally, we briefly discuss a theoretical error estimate procedure and we test our method

accuracy and efficiency by running a numerical study of the rBergomi price model coupled with a CIR default intensity model, taking the corresponding Monte Carlo price as benchmark. The relative errors turn out to be rather small, while there is a very remarkable gain in computational times dropping from hours down to few tens of seconds. We test our results by varying the values of the correlation parameters and the maturity, moreover we perform a brief sensitivity analysis with respect to the Hurst parameter, to enucleate the roughness influence on the claim's price.

The paper is structured as follows. In the next two sections, we first introduce the theoretical framework for CVA evaluation and then we provide our general representation and approximation formulas for a market model characterized by a stochastic (either rough or not) volatility. Section 4 specializes the approximation formula to the previously mentioned models, while section 5 is dedicated to a brief discussion of the error estimates. In the final section, restricting to the more interesting rBergomi model, we present the numerical analysis. We refer the reader to the appendix for a very short primer on Malliavin Calculus.

2 CVA Evaluation of Defaultable European Claims

In this section, we briefly describe the general framework concerning defaultable derivatives. Let $[0, T]$ be a finite time interval and (Ω, \mathcal{F}, P) a complete probability space endowed with a filtration $\{\mathcal{F}_t\}_{t \in [0, T]}$, augmented with the P -null sets and made right continuous. We also assume that all the processes have a càdlàg version.

The market is described by an interest rate r_t , and a process X_t , representing an asset's log-price, which may depend on multiple stochastic factors. The filtration $\{\mathcal{F}_t\}_{t \in [0, T]}$ is rich enough to support all those processes, and we assume to be in absence of arbitrage, with P a given risk neutral measure, selected by some criterion. We denote the discount factor by $B(t, s) = e^{-\int_t^s r_u du}$.

In this market, a defaultable European contingent claim paying $f(X_T)$ at maturity is traded, where f is some function to be specified. During its lifetime the claim is subject to default and we denote by τ (not necessarily a stopping time w.r.t. the filtration \mathcal{F}_t) the default time. At default, the contingent's value may be partially recovered by the creditor and Z_t denotes an \mathcal{F}_t -measurable bounded recovery process.

To properly evaluate this type of derivative, we need to include the information generated by the default time. We denote by \mathcal{G}_t the progressively enlarged filtration, that makes τ a \mathcal{G}_t -stopping time, that is $\mathcal{G}_t = \mathcal{F}_t \vee \sigma(\{\tau \leq t\})$. Hence, denoting by $H_t = \mathbf{1}_{\{\tau \leq t\}}$ and by \mathcal{H}_t its natural filtration, we choose $\mathcal{G}_t = \mathcal{F}_t \vee \mathcal{H}_t$.

We make the fundamental assumption, known as the H-hypothesis (see e.g. [19] and [18] and the references therein), that

(H) Every \mathcal{F}_t -martingale remains a \mathcal{G}_t -martingale.

Under this assumption $B(t, s)S_s$, $s \geq t$ remains a \mathcal{G}_s -martingale under the unique extension of the risk neutral probability to the filtration \mathcal{G}_s . (To keep notation light, we do not indicate the probability we use for the expectations, assuming to be the one corresponding to the filtration in use).

In this setting, the price a defaultable claim, with final value $f(X_T)$, default time τ and

recovery process $\{Z_t\}_t$ is given by

$$c^d(t, T) = \mathbf{E}[B(t, T)f(X_T)1_{\{\tau > T\}} + B(t, \tau)Z_\tau 1_{\{t < \tau \leq T\}} | \mathcal{G}_t], \quad t \in [0, T], \quad (1)$$

while the corresponding default free value is $c(t, T) = \mathbf{E}[B(t, T)f(X_T) | \mathcal{F}_t]$.

In many situations, investors do not know the default time and they may observe only whether it happened or not. The actual observable quantity is the asset price, therefore it is interesting to write the pricing formula (1) in terms of \mathcal{F}_t , rather than in terms of \mathcal{G}_t . For that we have the following key Lemma, see [12] or [10].

Lemma 2.1 *For any integrable \mathcal{G} -measurable r.v. Y , the following equality holds*

$$\mathbf{E}\left[\mathbf{1}_{\{\tau > t\}} Y | \mathcal{G}_t\right] = P(\tau > t | \mathcal{G}_t) \frac{\mathbf{E}\left[\mathbf{1}_{\{\tau > t\}} Y | \mathcal{F}_t\right]}{P(\tau > t | \mathcal{F}_t)}. \quad (2)$$

Applying this lemma to the first and the second term of (1) and recalling that $1 - H_t = \mathbf{1}_{\{\tau > t\}}$ is \mathcal{G}_t -measurable, we obtain

$$\mathbf{E}[B(t, T)f(X_T)1_{\{\tau > T\}} | \mathcal{G}_t] = \mathbf{1}_{\{\tau > t\}} \frac{\mathbf{E}[B(t, T)f(X_T)1_{\{\tau > T\}} | \mathcal{F}_t]}{P(\tau > t | \mathcal{F}_t)}, \quad (3)$$

$$\mathbf{E}[B(t, \tau)Z_\tau 1_{\{t < \tau \leq T\}} | \mathcal{G}_t] = \mathbf{1}_{\{\tau > t\}} \frac{\mathbf{E}[B(t, \tau)Z_\tau 1_{\{t < \tau \leq T\}} | \mathcal{F}_t]}{P(\tau > t | \mathcal{F}_t)}, \quad (4)$$

which may be made more explicit by following the hazard process approach.

We denote the conditional distribution of the default time τ given \mathcal{F}_t by

$$F_t = P(\tau \leq t | \mathcal{F}_t), \quad \forall t \geq 0, \quad (5)$$

whence, for $u \geq t$, $P(\tau \leq u | \mathcal{F}_t) = \mathbf{E}(P(\tau \leq u | \mathcal{F}_u) | \mathcal{F}_t) = \mathbf{E}(F_u | \mathcal{F}_t)$. We also assume that $F_t(\omega) < 1$ for all $t > 0$ to well define the so-called hazard process

$$\Gamma_t := -\ln(1 - F_t) \Rightarrow F_t = 1 - e^{-\Gamma_t} \quad \forall t > 0, \quad \Gamma_0 = 0. \quad (6)$$

With this notation, by an extension of Proposition 5.1.1 of [11], we rewrite (3) and (4) as

$$\begin{aligned} \mathbf{E}[B(t, T)f(X_T)1_{\{\tau > T\}} | \mathcal{G}_t] &= \mathbf{1}_{\{\tau > t\}} \mathbf{E}[B(t, T)f(X_T)e^{-(\Gamma_T - \Gamma_t)} | \mathcal{F}_t], \\ \mathbf{E}[B(t, \tau)Z_\tau 1_{\{t < \tau \leq T\}} | \mathcal{G}_t] &= \mathbf{1}_{\{\tau > t\}} \mathbf{E}\left[\int_t^T B(t, s)Z_s e^{-(\Gamma_s - \Gamma_t)} d\Gamma_s | \mathcal{F}_t\right]. \end{aligned}$$

Assuming that the hazard process is differentiable with derivative λ_t , called the intensity process, we arrive at the pricing formula

$$c^d(t, T) = \mathbf{1}_{\{\tau > t\}} \left[\mathbf{E}\left(e^{-\int_t^T (r_s + \lambda_s) ds} f(X_T) + \int_t^T Z_s \lambda_s e^{-\int_t^s (r_u + \lambda_u) du} ds | \mathcal{F}_t\right) \right], \quad (7)$$

recovering Lando's formulas (3.1) and (3.3) in [26].

This formula can be specialized further, assuming fractional recovery ([16]), $Z_t = Rc(t, T)$ for some $0 \leq R < 1$, and using the Optional Projection Theorem (see [27] Theorem 4.16) to obtain

$$c^d(t, T) = \mathbf{1}_{\{\tau > t\}} \left[R\mathbf{E} \left(e^{-\int_t^T r_u du} f(X_T) | \mathcal{F}_t \right) + (1 - R)\mathbf{E} \left(e^{-\int_t^T (r_u + \lambda_u) du} f(X_T) | \mathcal{F}_t \right) \right], \quad (8)$$

which was used also by Fard in [17] with $f(x) = (e^x - K)^+$, and that can be interpreted as a convex combination of the default free price and the price with default.

As a consequence we have an expression also for the unilateral CVA, defined as difference between the default free price and the adjusted price

$$CVA(t) := \mathbf{1}_{\{\tau > t\}} [c(t, T) - c^d(t, T)] = \mathbf{1}_{\{\tau > t\}} (1 - R)\mathbf{E} \left[e^{-\int_t^T r_u du} f(X_T) (1 - e^{-\int_t^T \lambda_u du}) | \mathcal{F}_t \right]. \quad (9)$$

Of course, the computability of these expectations will depend heavily on the modeling choices one makes for X and λ .

3 A representation formula for the CVA in stochastic volatility models

In this section, we consider a family of stochastic volatility models. For the sake of simplicity, we assume zero fractional recovery ($R = 0$), and the risk-free spot rate, r , to be a deterministic function of time. These are not restrictive assumptions, since the following discussion can be easily extended to consider $0 < R < 1$, and increasing the dimensionality of the problem, also a stochastic interest rate might be included. We assume that the probability space contains at least a 3-dimensional standard \mathcal{F}_t -adapted Brownian motion $\mathbf{B}_s = (B_s^1, B_s^2, B_s^3)$, representing the randomness sources of the market.

Indeed, our market model is described by an asset log-price process, X_t , whose dynamics under a given risk neutral measure is

$$dX_t = \left(r_t - \frac{1}{2}\sigma_t^2 \right) dt + \sigma_t dB_t, \quad B_t = \sqrt{1 - \eta^2} B_t^1 + \eta B_t^2, \quad (10)$$

where the volatility process, σ_t , is assumed to be square-integrable and adapted to the filtration generated by $\{B_t^2\}_{t \geq 0}$. The parameter η describes the correlation between the volatility and the log-price.

We remark that the above model includes the classical volatility models, where σ is represented by a diffusion, but also those where the volatility's dynamics is determined by a fractional Brownian motion, in order to better describe the long-term and short-term behavior of the implied volatility (see [15], and [4]).

From now on, we take the shorter notation $\mathbf{E}_t[\cdot]$ to denote the conditional expectation with respect to the filtration \mathcal{F}_t , and we consider the CVA problem given by formula (9), for $R = 0$ and $f(x) = (e^x - e^\kappa)^+$, for some $\kappa \in \mathbb{R}$. Thus we need to evaluate on $\{\tau > t\}$

$$e^{-\int_t^T r_u du} \mathbf{E}_t \left[(1 - e^{-\int_t^T \lambda_u du}) (e^{X_T} - e^\kappa)^+ \right], \quad (11)$$

which has to depend (as in the default free case) on the integrated mean variance

$$v_t = \frac{1}{T-t} \int_t^T \sigma_u^2 du.$$

For $0 \leq t \leq s \leq T$, we denote by $N_T^t = e^{-\int_t^T \lambda_u du}$ and by

$$\mathcal{B}(s, x, \zeta) = e^x N(d_+(s, x, \zeta)) - e^\kappa N(d_-(s, x, \zeta)), \text{ with } d_\pm(s, x, \zeta) \equiv d_\pm = \frac{x - \kappa \pm \frac{\zeta^2}{2}(T-s)}{\zeta\sqrt{T-s}},$$

the Black & Scholes European call pricing function, where N is the standard normal distribution function. We recall that \mathcal{B} verifies

$$\begin{cases} \partial_t \mathcal{B}(s, x, \zeta) + \frac{\zeta^2}{2}(\partial_{xx} - \partial_x)\mathcal{B}(s, x, \zeta) + r\partial_x \mathcal{B}(s, x, \zeta) - r\mathcal{B}(s, x, \zeta) = 0, \\ \mathcal{B}(T, x, \zeta) = (e^x - e^\kappa)^+ \end{cases}, \quad (12)$$

$$\partial_\zeta \mathcal{B}(s, x, \zeta) = \zeta(T-s)(\partial_{xx} - \partial_x)\mathcal{B}(s, x, \zeta), \quad (13)$$

$$\partial_x \mathcal{B}(s, x, \zeta) = e^x N(d_+), \quad (\partial_{xx} - \partial_x)\mathcal{B}(s, x, \zeta) = \frac{e^x}{\zeta\sqrt{T-s}} N'(d_+), \quad (14)$$

$$(\partial_{xxx} - \partial_{xx})\mathcal{B}(s, x, \zeta) = \frac{e^x}{\sigma\sqrt{T-s}} N'(d_+) \left(1 - \frac{d_+}{\zeta\sqrt{T-s}}\right), \quad (15)$$

$$(\partial_{xx} - \partial_x)^2 \mathcal{B}(s, x, \zeta) = \frac{e^x N'(d_+)}{\zeta^3(T-s)^{\frac{3}{2}}} \left[d_+^2 - d_+ \zeta\sqrt{T-s} - 1\right]. \quad (16)$$

Since the final condition $\mathcal{B}(T, x, \zeta) = (e^x - e^\kappa)^+$ does not depend on ζ , we may rewrite the risk-neutral expectation (11) as

$$\mathbf{E}_t \left[e^{-\int_t^T r_u du} (1 - N_T^t) \mathcal{B}(T, X_T, v_T) \right] \mathbf{1}_{\{\tau > t\}}. \quad (17)$$

Proposition 3.1 *Assuming the market model (10), we have*

$$\begin{aligned} CVA(t) = & \mathbf{E}_t \left[e^{-\int_t^T r_u du} (1 - N_T^t) \mathcal{B}(t, X_t, v_t) \right] \\ & + \frac{1}{2} \mathbf{E}_t \left[(1 - N_T^t) \int_t^T e^{-\int_t^s r_u du} \sigma_s (\partial_{xxx} - \partial_{xx}) \mathcal{B}(s, X_s, v_s) \sum_{i=1}^2 \int_s^T D_s^{B^i} \sigma_u^2 du d\langle B, B^i \rangle_s \right] \\ & - \mathbf{E}_t \left[N_T^t \int_t^T e^{-\int_t^s r_u du} \sigma_s \partial_x \mathcal{B}(s, X_s, v_s) \sum_{i=1}^2 \int_s^T D_s^{B^i} \lambda_u du d\langle B, B^i \rangle_s \right], \end{aligned} \quad (18)$$

where by $D_s^{B^i}$ we denoted the Malliavin derivative with respect to the i -th component of the Brownian motion \mathbf{B} .

Proof: We denote $R_s^{-1} = e^{-\int_0^s r_u du}$ and $Y_t = \int_t^T \sigma_u^2 du$. We are going to apply the anticipating Itô formula (see [5]) to the process Y_t and the function

$$F(s, x, y) = R_s^{-1} \mathcal{B} \left(s, x, \sqrt{\frac{y}{T-s}} \right).$$

Exploiting relations (12) and (13), we have

$$\begin{aligned}\partial_s F(s, x, y) &= R_s^{-1} \left(\partial_s \mathcal{B} + \frac{y}{2(T-s)} (\partial_{xx} - \partial_x) \mathcal{B} - r_s \mathcal{B} \right) \mathcal{B} \left(s, x, \sqrt{\frac{y}{T-s}} \right), \\ \partial_x F(s, x, y) &= R_s^{-1} \partial_x \mathcal{B} \left(s, x, \sqrt{\frac{y}{T-s}} \right), \quad \partial_{xx} F(s, x, y) = R_s^{-1} \mathcal{B} \left(s, x, \sqrt{\frac{y}{T-s}} \right), \\ \partial_y F(s, x, y) &= \frac{1}{2} R_s^{-1} (\partial_{xx} - \partial_x) \mathcal{B} \left(s, x, \sqrt{\frac{y}{T-s}} \right), \\ \partial_{xy} F(s, x, y) &= \frac{R_s^{-1}}{2} (\partial_{xxx} - \partial_{xx}) \mathcal{B} \left(s, x, \sqrt{\frac{y}{T-s}} \right).\end{aligned}$$

Keeping in mind that $v_t = \sqrt{\frac{Y_t}{T-t}}$, we obtain

$$\begin{aligned}CVA(t) &= \mathbf{E}_t \left[R_{[t,T]}^{-1} (1 - N_T^t) \mathcal{B}(T, X_T, v_T) \right] = \mathbf{E}_t \left[R_{[t,T]}^{-1} (1 - N_T^t) \mathcal{B}(t, X_t, v_t) \right] \\ &+ \mathbf{E}_t \left[(1 - N_T^t) \int_t^T \frac{\eta}{2} R_{[t,s]}^{-1} \sigma_s (D^- Y)_s (\partial_{xxx} - \partial_{xx}) \mathcal{B}(s, X_s, v_s) ds \right] \\ &+ \mathbf{E}_t \left[(1 - N_T^t) \int_t^T \sqrt{1 - \eta^2} R_{[t,s]}^{-1} \sigma_s \partial_x \mathcal{B}(s, X_s, v_s) dB_s^1 \right] \\ &+ \mathbf{E}_t \left[(1 - N_T^t) \int_t^T \eta R_{[t,s]}^{-1} \sigma_s \partial_x \mathcal{B}(s, X_s, v_s) dB_s^2 \right],\end{aligned}$$

where $R_{[t,s]}^{-1} = R_s^{-1} R_t$, and $(D^- Y)_s = D_s^{B^2} \left(\int_s^T \sigma_u^2 du \right)$.

By using the duality relation with respect to the two independent Brownian motions for the last two integrals, we have

$$\begin{aligned}CVA(t) &= \mathbf{E}_t \left[R_{[t,T]}^{-1} (1 - N_T^t) \mathcal{B}(t, X_t, v_t) \right] \\ &+ \mathbf{E}_t \left[(1 - N_T^t) \int_t^T \frac{\eta}{2} R_{[t,s]}^{-1} \sigma_s (\partial_{xxx} - \partial_{xx}) \mathcal{B}(s, X_s, v_s) \int_s^T D_s^{B^2} \sigma_u^2 du ds \right] \\ &+ \mathbf{E}_t \left[\int_t^T D_s^{B^1} (1 - N_T^t) R_{[t,s]}^{-1} \sigma_s \partial_x \mathcal{B}(s, X_s, v_s) \sqrt{1 - \eta^2} ds \right] \\ &+ \mathbf{E}_t \left[\int_t^T D_s^{B^2} (1 - N_T^t) R_{[t,s]}^{-1} \sigma_s \partial_x \mathcal{B}(s, X_s, v_s) \eta ds \right].\end{aligned}$$

Observing that

$$\begin{aligned}D_s^{B^i} (1 - N_T^t) &= -N_T^t D_s^{B^i} \left(- \int_t^T \lambda_u du \right) = N_T^t \int_s^T D_s^{B^i} \lambda_u du, \\ \eta D_s^{B^2} \left(\int_s^T \sigma_u^2 du \right) &= \eta \int_s^T D_s^{B^2} \sigma_u^2 du = \sum_{i=1}^2 \int_s^T D_s^{B^i} \sigma_u^2 d\langle B, B^i \rangle_s,\end{aligned}$$

because the process λ is \mathcal{F}_t -adapted and $D^{B^1} \sigma_s^2 = 0$ (σ depends only on B^2), we finally get to

$$\begin{aligned} CVA(t) = & \mathbf{E}_t \left[e^{-\int_t^T r_u du} (1 - N_T^t) \mathcal{B}(t, X_t, v_t) \right] \\ & + \frac{1}{2} \mathbf{E}_t \left[(1 - N_T^t) \int_t^T e^{-\int_t^s r_u du} \sigma_s (\partial_{xxx} - \partial_{xx}) \mathcal{B}(s, X_s, v_s) \sum_{i=1}^2 \int_s^T D_s^{B^i} \sigma_u^2 du d\langle B, B^i \rangle_s \right] \\ & + \mathbf{E}_t \left[N_T^t \int_t^T e^{-\int_t^s r_u du} \sigma_s \partial_x \mathcal{B}(s, X_s, v_s) \sum_{i=1}^2 \int_s^T D_s^{B^i} \lambda_u du d\langle B, B^i \rangle_s \right]. \quad \square \end{aligned}$$

4 The approximation formula

The above representation formula is very compact, but clearly the expectations cannot be evaluated in closed form and they need being approximated.

Besides, it is evident that the CVA is determined by the default intensity, but also by the correlations among volatility, price and intensity, still partially hidden in the factors given by \mathcal{B} and its derivatives. In what follows we construct an approximation that makes those contributions explicit, so that it might be possible to fully parametrize them, in view of a sensitivity analysis.

We therefore need to handle the dynamics of λ and σ less implicitly and to approximate \mathcal{B} and its derivatives, when evaluated on the anticipating process v_t . To this aim, we introduce the martingale $N_s^t = \mathbf{E}_s \left(e^{-\int_t^T \lambda_u du} \right)$ (with final value N_T^t), whose dynamics can be explicitly described resorting to the bond pricing theory, when choosing the intensity λ in the class of affine processes. Indeed,

$$N_s^t = \mathbf{E}_s \left(e^{-\int_t^T \lambda_u du} \right) = e^{-\int_t^s \lambda_u du} E_s \left(e^{-\int_s^T \lambda_u du} \right) = e^{-\int_t^s \lambda_u du} e^{\varphi(T-s)\lambda_s + \psi(T-s)}, \quad (19)$$

for some deterministic differentiable functions φ and ψ of time to maturity, which implies that

$$\begin{aligned} dN_s^t &= -N_s^t \left\{ [\lambda_s + \varphi'(T-s)\lambda_s + \psi'(T-s)] ds + \varphi(T-s) d\lambda_s - \frac{1}{2} \varphi^2(T-s) d\langle \lambda, \lambda \rangle_s \right\} \\ &= -N_s^t \varphi(T-s) dM_s^\lambda, \end{aligned}$$

where M^λ denotes the martingale part of the process λ .

As for the anticipating process v_t , we introduce the martingale

$$M_s = \mathbf{E}_s \left(\int_0^T \sigma_u^2 du \right), \quad \text{whence} \quad v_s^2 = \frac{1}{T-s} \left(M_T - \int_0^s \sigma_u^2 du \right),$$

while the so called zero-strike variance swap process is given by

$$\hat{v}_s^2 = \frac{1}{T-s} \mathbf{E}_s \left[\int_s^T \sigma_u^2 du \right] = \frac{1}{T-s} \left(M_s - \int_0^s \sigma_u^2 du \right) \Rightarrow \mathbf{E}_s(v_s^2) = \hat{v}_s^2. \quad (20)$$

Assuming that $\sigma \in \mathbb{D}^{1,2}$, we may apply the Clark-Ocone-Haussman formula to deduce the dynamics of M

$$M_s = \mathbf{E} \left[\int_0^T \sigma_u^2 du \right] + \int_0^s \mathbf{E}_s \left[D_s^{B^2} \left(\int_0^T \sigma_u^2 du \right) \right] dB_s^2 = \mathbf{E} \left[\int_0^T \sigma_u^2 du \right] + \int_0^s \mathbf{E}_s \left[\int_s^T D_s^{B^2} \sigma_u^2 du \right] dB_s^2.$$

We remark that this approach does not require the volatility to be a Markovian process and it can be applied to a rough volatility, if one obtains a manageable martingale representation. Indeed, in the next section we are going to provide an explicit CVA approximation in the case of classical Heston and SABR models, as well as for the Rough Bergomi volatility.

By this new notation, we may rewrite the representation formula (42) as

$$\begin{aligned} CVA(t) = & \mathbf{E}_t \left[e^{-\int_t^T r_u du} (1 - N_T^t) \mathcal{B} \left(t, X_t, \sqrt{\frac{M_T - \int_0^t \sigma_u^2 du}{T - t}} \right) \right] \\ & + \frac{1}{2} \mathbf{E}_t \left[(1 - N_T^t) \int_t^T e^{-\int_t^s r_u du} \sigma_s (\partial_{xxx} - \partial_{xx}) \mathcal{B}(s, X_s, v_s) \sum_{i=1}^2 \int_s^T D_s^{B^i} \sigma_u^2 du d\langle B, B^i \rangle_s \right] \\ & + \mathbf{E}_t \left[N_T^t \int_t^T e^{-\int_t^s r_u du} \sigma_s \partial_x \mathcal{B}(s, X_s, v_s) \sum_{i=1}^2 \int_s^T D_s^{B^i} \lambda_u du d\langle B, B^i \rangle_s \right], \end{aligned}$$

and we suggest a handy approximation formula for the second and third term. By substituting v_s^2 with its conditional expectation \hat{v}_s^2 (so $v_s = \sqrt{v_s^2} \approx \sqrt{\mathbf{E}_s(v_s^2)} = \hat{v}_s$) in the derivatives of \mathcal{B} , and freezing the state variables at their initial values, those terms may be approximated by

$$\begin{aligned} & \frac{1}{2} \mathbf{E}_t \left[(1 - N_T^t) \int_t^T e^{-\int_t^s r_u du} \sigma_s (\partial_{xxx} - \partial_{xx}) \mathcal{B}(s, X_s, v_s) \sum_{i=1}^2 \int_s^T D_s^{B^i} \sigma_u^2 du d\langle B, B^i \rangle_s \right] \\ & + \mathbf{E}_t \left[N_T^t \int_t^T e^{-\int_t^s r_u du} \sigma_s \partial_x \mathcal{B}(s, X_s, v_s) \sum_{i=1}^2 \int_s^T D_s^{B^i} \lambda_u du d\langle B, B^i \rangle_s \right] \\ & \approx \frac{1}{2} (1 - N_t^t) (\partial_{xxx} - \partial_{xx}) \mathcal{B}(t, X_t, \hat{v}_t) \mathbf{E}_t \left[\int_t^T e^{-\int_t^s r_u du} \sum_{i=1}^2 \mathbf{E}_s \left(\int_s^T D_s^{B^i} \sigma_u^2 du \right) \sigma_s d\langle B, B^i \rangle_s \right], \\ & + \partial_x \mathcal{B}(t, X_t, v_t) \mathbf{E}_t \left[\int_t^T e^{-\int_t^s r_u du} \sum_{i=1}^2 \mathbf{E}_s \left(N_T^t \int_s^T D_s^{B^i} \lambda_u du \right) \sigma_s d\langle B, B^i \rangle_s \right] \\ & = \frac{(1 - N_t^t)}{2} (\partial_{xxx} - \partial_{xx}) \mathcal{B}(t, X_t, \hat{v}_t) \mathbf{E}_t \left[\int_t^T e^{-\int_t^s r_u du} d\langle M, X \rangle_s \right] \\ & - \partial_x \mathcal{B}(t, X_t, \hat{v}_t) \mathbf{E}_t \left[\int_t^T e^{-\int_t^s r_u du} d\langle N^t, X \rangle_s \right], \end{aligned}$$

where we used the Clark-Ocone formula to represent the martingales N^t and M

$$dM_s = \sum_{i=1}^3 \mathbf{E}_s \left(\int_s^T D_s^{B^i} \sigma_u^2 du \right) dB_s^i, \quad dN_s^t = - \sum_{i=1}^3 \mathbf{E}_s \left(N_T^t \int_s^T D_s^{B^i} \lambda_u du \right) dB_s^i \quad (21)$$

and consequently their covariation processes with X . Notice that the higher-order terms in this expansion include the quadratic variation and the covariance of the martingales N, X, M . As these quantities depend on some small parameters in most models (as we will see in the examples), these terms will be higher-order as functions of these small parameters. For the first term, we apply the classical Itô formula to the process M and the function $F(m) = \mathcal{B}\left(t, x, \sqrt{\frac{m - \Sigma_t}{T - t}}\right)$, that, by virtue of (13), has derivatives

$$\begin{aligned}\partial_m F(m) &= \frac{1}{2}(\partial_{xx} - \partial_x)\mathcal{B}\left(t, x, \sqrt{\frac{m - \Sigma_t}{T - t}}\right), \\ \partial_{mm} F(m) &= \frac{1}{4}(\partial_{xx} - \partial_x)^2\mathcal{B}\left(t, x, \sqrt{\frac{m - \Sigma_t}{T - t}}\right).\end{aligned}$$

Recalling the expression of \hat{v}_s , the PDE (12), and expanding the first term in (42) by integration by parts, we get

$$\begin{aligned}\mathbf{E}_t \left[R_{[t,T]}^{-1} (1 - N_T^t) \mathcal{B}(t, X_t, v_t) \right] &= (1 - N_t^t) \mathcal{B}(t, X_t, \hat{v}_t) \\ &+ \frac{1}{8} \mathbf{E}_t \left[\int_t^T R_{[t,s]}^{-1} (1 - N_s^t) (\partial_{xx} - \partial_x)^2 \mathcal{B}(t, X_t, \hat{v}_s) d\langle M, M \rangle_s \right] \\ &- \frac{1}{2} \mathbf{E}_t \left[\int_t^T R_{[t,s]}^{-1} (\partial_{xx} - \partial_x) \mathcal{B}(t, X_t, \hat{v}_s) d\langle N^t, M \rangle_s \right],\end{aligned}$$

which we may approximate by freezing N^t and \hat{v} at the initial time.

Summarizing, assuming model (10) and (20), the approximated value adjustment of a vulnerable European call option is given by

$$\begin{aligned}CVA(t) &= \mathbf{E}_t \left[e^{-\int_t^T r_u du} (1 - N_T^t) \mathcal{B}(T, X_T, v_T) \right] \\ &\approx (1 - N_t^t) \mathcal{B}(t, X_t, \hat{v}_t) \\ &+ \frac{1}{8} (1 - N_t^t) (\partial_{xx} - \partial_x)^2 \mathcal{B}(t, X_t, \hat{v}_t) \mathbf{E}_t \left[\int_t^T e^{-\int_t^s r_u du} d\langle M, M \rangle_s \right] \\ &+ \frac{1}{2} (1 - N_t^t) (\partial_{xxx} - \partial_{xx}) \mathcal{B}(t, X_t, \hat{v}_t) \mathbf{E}_t \left[\int_t^T e^{-\int_t^s r_u du} d\langle M, X \rangle_s \right] \\ &- \frac{1}{2} (\partial_{xx} - \partial_x) \mathcal{B}(t, X_t, \hat{v}_t) \mathbf{E}_t \left[\int_t^T e^{-\int_t^s r_u du} d\langle N^t, M \rangle_s \right] \\ &- \partial_x \mathcal{B}(t, X_t, \hat{v}_t) \mathbf{E}_t \left[\int_t^T e^{-\int_t^s r_u du} d\langle N^t, X \rangle_s \right].\end{aligned}\tag{22}$$

Remark 4.1 *In the above formula, we could leave the factor $(1 - N_s^t)$ inside the integrals rather than freezing it also, at the initial time. Eventually, the two choices give about the same numerical contribution to the final results, thus we opted for a handier expression, to compute the various terms in a fast and simple way.*

Expression (22) might be interpreted as a **first-order approximation formula**, indeed when restricting to some specific models for λ and σ , the final evaluation of the covariation processes will make the correlation parameters appear with the first power. Because of its integrability properties, in what follows, we take λ as a CIR process verifying Feller's condition to ensure positivity, while for σ we make some different choices, trying to understand also the effect of roughness on the evaluation. In the last section, we show numerically (comparing with Monte Carlo simulations) how accurate this approximation can be.

To simplify our discussion, from now on we assume $r \equiv 0$.

5 The stochastic volatility-CIR intensity model

Here, we consider a CIR dynamics for the intensity process

$$d\lambda_s = q(\mu - \lambda_s)ds + c\sqrt{\lambda_s}dW_s, \quad \lambda_t = \lambda > 0, \quad s > t \quad (23)$$

given that $c^2 < 2q\mu$, with $c, \mu, q > 0$ and

$$W_s = \frac{\rho - \eta\gamma}{\sqrt{1 - \eta^2}}B_s^1 + \gamma B_s^2 + \sqrt{\frac{1 - (\eta^2 + \gamma^2 + \rho^2) + 2\gamma\eta\rho}{1 - \eta^2}}B_s^3, \quad (24)$$

with parameters (γ, η, ρ) such that

$$\gamma^2 < 1, \quad \eta^2 < 1, \quad \rho^2 < 1, \quad \gamma^2 + \rho^2 + \eta^2 < 1 + 2\gamma\eta\rho, \quad (25)$$

to obtain the correlations: $\langle B, B^2 \rangle_s = \eta s$, $\langle B, W \rangle_s = \rho s$, $\langle B^2, W \rangle_s = \gamma s$.

By Fourier inversion, we know that the martingale $N_s^t = e^{-\int_t^s \lambda_u du} e^{\varphi(T-s)\lambda_s + \psi(T-s)}$ has an explicit expression (see [25]) with

$$\varphi(T-s) = -\frac{2(e^{p(T-s)} - 1)}{p - q + (p+q)e^{p(T-s)}}, \quad \psi(T-s) = -\frac{2q\mu}{c^2} \ln \left[\frac{2pe^{(p+q)(T-s)}}{p - q + (p+q)e^{p(T-s)}} \right],$$

with $p^2 = q^2 + 2c^2$ and it has dynamics $dN_s^t = -c\varphi(T-s)N_s^t\sqrt{\lambda_s}dW_s$.

We are going to couple this intensity process with different choices for the stochastic volatility.

5.1 Heston - CIR

The market model (see [23]) is given by

$$\begin{aligned} dX_s &= -\frac{1}{2}\sigma_s^2 ds + \sigma_s d(\sqrt{1 - \eta^2}B_s^1 + \eta B_s^2), \\ d\sigma_s^2 &= k(\theta - \sigma_s^2)ds + \nu\sigma_s dB_s^2, \quad \sigma_t = \sigma > 0, \end{aligned} \quad (26)$$

and we assume that Feller's condition is verified ($2k\theta > \nu^2$) also for the volatility, to ensure the process positivity.

Consequently, for $r < u$, we find that the Malliavin derivative verifies

$$D_s \sigma_u^2 = \nu\sigma_r - \int_s^u k D_s \sigma_\xi^2 d\xi + \nu \int_s^u \frac{1}{2\sigma_\xi} D_s \sigma_\xi^2 dB_\xi^2,$$

whence taking expectation, and substituting the result in (21), we obtain

$$\begin{aligned}\mathbf{E}_s(D_s\sigma_u^2) &= \nu\sigma_s e^{-k(u-s)} \\ dM_s &= \frac{\nu}{k}(1 - e^{-k(T-s)})\sigma_s dB_s^2 \quad M_0 = \theta(1 - e^{-kT})\end{aligned}\quad (27)$$

(see [2]), so that we have

$$\begin{aligned}d\langle M, X \rangle_s &= \eta\nu \frac{1 - e^{-k(T-s)}}{k} \sigma_s^2 ds, \\ d\langle M, M \rangle_s &= \frac{\nu^2}{k^2} \left[1 - e^{-k(T-s)}\right]^2 \sigma_s^2 ds, \\ d\langle N^t, X \rangle_s &= -\rho c \varphi(T-s) N_s^t \sigma_s \sqrt{\lambda_s} ds, \\ d\langle N^t, M \rangle_s &= -\gamma \frac{\nu c}{k} \varphi(T-s) \left[1 - e^{-k(T-s)}\right] N_s^t \sigma_s \sqrt{\lambda_s} ds\end{aligned}$$

which implies the approximation formula

$$\begin{aligned}CVA(t) &\approx (1 - N_t^t) \mathcal{B}(t, X_t, \hat{v}_t) \\ &+ \frac{1}{8} (1 - N_t^t) (\partial_{xx} - \partial_x)^2 \mathcal{B}(t, X_t, \hat{v}_t) \frac{\nu^2}{k^2} \int_t^T \left[1 - e^{-k(T-s)}\right]^2 \mathbf{E}_t[\sigma_s^2] ds \\ &+ \frac{\eta}{2} (1 - N_t^t) (\partial_{xxx} - \partial_{xx}) \mathcal{B}(t, X_t, \hat{v}_t) \frac{\nu}{k} \int_t^T \left[1 - e^{-k(T-s)}\right] \mathbf{E}_t[\sigma_s^2] ds \\ &+ \frac{\gamma}{2} (\partial_{xx} - \partial_x) \mathcal{B}(t, X_t, \hat{v}_t) \frac{\nu c}{k} \int_t^T \varphi(T-s) \left[1 - e^{-k(T-s)}\right] \mathbf{E}_t \left[N_s^t \sqrt{\lambda_s} \sigma_s \right] ds \\ &+ \rho c \partial_x \mathcal{B}(t, X_t, \hat{v}_t) \int_t^T \varphi(T-s) \mathbf{E}_t \left[N_s^t \sqrt{\lambda_s} \sigma_s \right] ds.\end{aligned}\quad (28)$$

Recalling that $\mathbf{E}_t[\sigma_s^2] = \theta + (\sigma_t^2 - \theta)e^{-k(s-t)}$, we can compute exactly the first two integrals. For the others, we remark that empirical experience from the market shows that the dependence between default and stochastic volatility is rather weak, so that practitioners often consider them as independent. We assume this viewpoint to approximate $\mathbf{E}_t(N_s^t \sqrt{\lambda_s} \sigma_s)$ by $\mathbf{E}_t(N_s^t \sqrt{\lambda_s}) \mathbf{E}_t(\sigma_s)$, even if $\gamma \neq 0$.

As in [7], to compute $\mathbf{E}_t(N_s^t \sqrt{\lambda_s})$ we use the integration by parts formula, and we write

$$d(\sqrt{\lambda_s} N_s^t) = \frac{1}{2} \sqrt{\lambda_s} N_s^t \left[\frac{4q\mu - c^2}{4\lambda_s} - (q + c^2 \varphi(T-s)) \right] ds + c N_s^t \left[\frac{1}{2} - \varphi(T-s) \lambda_s \right] dW_s, \quad (29)$$

whence, by considering that the martingale part gives null contribution, we have

$$\mathbf{E}_t(\sqrt{\lambda_s} N_s^t) = \sqrt{\lambda} N_t^t + \int_t^s \frac{1}{2} \mathbf{E}_t \left(\sqrt{\lambda_u} N_u^t \left[\frac{4q\mu - c^2}{4\lambda_u} - (q + c^2 \varphi(T-u)) \right] \right) du.$$

To approximate this last expectation, we freeze the $\frac{1}{\lambda_s}$ factor at the initial value and we solve the resulting ordinary differential equation, obtaining

$$\mathbf{E}_t(\sqrt{\lambda_s} N_s^t) \approx \sqrt{\lambda} N_t^t e^{\int_t^s g(u) du}, \quad \text{where } g(u) = \frac{4q\mu - c^2}{8\lambda} - \frac{1}{2}(q + c^2 \varphi(T-u)). \quad (30)$$

Finally, the factor $\mathbf{E}_t[\sigma_s]$ can be computed by using a log-normal (moment-matching) approximation as in [7].

5.1.1 SABR - CIR

We now consider the SABR model ([22]). For $0 \leq \beta \leq 1$ and $\alpha \in \mathbb{R}$, we have

$$dX_s = -\frac{\sigma_s^2}{2}e^{-2(1-\beta)X_s}ds + \sigma_s e^{-(1-\beta)X_s}d(\sqrt{1-\eta^2}B_s^1 + \eta B_s^2), \quad (31)$$

$$d\sigma_s = \alpha\sigma_s dB_s^2. \quad (32)$$

In this case, for any $r < u$

$$\sigma_u = \sigma_s e^{\alpha(B_u^2 - B_s^2) - \frac{\alpha^2}{2}(u-s)} \Rightarrow \sigma_s^2 e^{2\alpha(B_u^2 - B_s^2) - 2\alpha^2(u-s)}$$

whence

$$\begin{aligned} D_s \sigma_u^2 &= 2\alpha\sigma_u^2 \Rightarrow \mathbf{E}_s(D_s \sigma_u^2) = 2\alpha\sigma_s^2 e^{\alpha^2(u-s)}, \quad \text{and} \\ dM_s &= 2\alpha\sigma_s^2 \int_s^T e^{\alpha^2(u-s)} du dB_s^2 = 2\sigma_s^2 \frac{e^{\alpha^2(T-s)} - 1}{\alpha} dB_s^2, \end{aligned}$$

and

$$\begin{aligned} d\langle M, X \rangle_s &= \eta\sigma_s^3 e^{-(1-\beta)X_s} \frac{e^{\alpha^2(T-s)} - 1}{\alpha} ds, \\ d\langle M, M \rangle_s &= 4\sigma_s^4 \frac{(e^{2\alpha^2(T-s)} - 1)^2}{\alpha^2} ds, \\ d\langle N^t, X \rangle_s &= -\rho c \varphi(T-s) N_s^t \sqrt{\lambda_s} \sigma_s e^{-(1-\beta)X_s} ds, \\ d\langle N^t, M \rangle_s &= -2\gamma c \varphi(T-s) \frac{e^{\alpha^2(T-s)} - 1}{\alpha} N_s^t \sqrt{\lambda_s} \sigma_s^2 ds, \end{aligned} \quad (33)$$

so that (22) may be approximated by

$$\begin{aligned} CVA(t) &\approx (1 - N_t^t) \mathcal{B}(t, X_t, \hat{v}_t) \\ &+ \frac{1}{2} (1 - N_t^t) (\partial_{xx} - \partial_x)^2 \mathcal{B}(t, X_t, \hat{v}_t) \int_t^T \frac{(e^{2\alpha^2(T-s)} - 1)^2}{\alpha^2} \mathbf{E}_t[\sigma_s^4] ds \\ &+ \frac{\eta}{2} (1 - N_t^t) (\partial_{xxx} - \partial_{xx}) \mathcal{B}(t, X_t, \hat{v}_t) \int_t^T \frac{e^{\alpha^2(T-s)} - 1}{\alpha} E_t[\sigma_s^3 e^{-(1-\beta)X_s}] ds \\ &+ \gamma c (\partial_{xx} - \partial_x) \mathcal{B}(t, X_t, \hat{v}_t) \mathbf{E}_t \left[\int_t^T \varphi(T-s) \frac{e^{\alpha^2(T-s)} - 1}{\alpha} N_s^t \sqrt{\lambda_s} \sigma_s^2 ds \right] \\ &+ \rho c \partial_x \mathcal{B}(t, X_t, \hat{v}_t) \mathbf{E}_t \left[\int_t^T \varphi(T-s) N_s^t \sqrt{\lambda_s} \sigma_s e^{-(1-\beta)X_s} ds \right]. \end{aligned} \quad (34)$$

To get to an actually implementable formula,

- we freeze the term $e^{-(1-\beta)X_s}$ at the initial condition, obtaining $e^{-(1-\beta)X_t}$;
- for $n = 1, 2$, as before we treat the terms $\mathbf{E}_t[N_s^t \sqrt{\lambda_s} \sigma_s^n]$ as regarding independent processes, obtaining $\mathbf{E}_t[N_s^t \sqrt{\lambda_s}] \mathbf{E}_t[\sigma_s^n]$;
- we approximate $\mathbf{E}_t(N_s^t \sqrt{\lambda_s})$ as in (30);
- for $n = 1, 2, 3, 4$, we finally recall that $\mathbf{E}_t(\sigma_s^n) = \sigma_t^n e^{n(n-1)\frac{\alpha^2}{2}(s-t)}$.

5.1.2 rBergomi - CIR

In this subsection, we analyze our formula in the case of the Rough Bergomi volatility model.

In this case, the market model is still (10), where σ_s follows

$$\sigma_s^2 = \sigma_0^2 e^{\nu\sqrt{2H}Z_s - \frac{\nu^2}{2}s^{2H}}, \quad \nu, \sigma_0 > 0, \quad H < \frac{1}{2}, \quad (35)$$

with Z a RLfBm of the form $Z_s := \int_0^s (s - \xi)^{H-\frac{1}{2}} dB_\xi^2$.

Consequently

$$\begin{aligned} D_s \sigma_u^2 &= \nu\sqrt{2H}\sigma_u^2 D_s \left[\int_0^u (u - \xi)^{H-\frac{1}{2}} dB_\xi^2 - \frac{1}{2}\nu^2 u^{2H} \right] = \nu\sqrt{2H}\sigma_u^2 D_s \left[\int_s^u (u - \xi)^{H-\frac{1}{2}} dB_\xi^2 \right] \\ &= \nu\sqrt{2H}\sigma_u^2 (u - s)^{H-\frac{1}{2}}, \\ \Rightarrow \quad \mathbf{E}_s(D_s \sigma_u^2) &= \nu\sqrt{2H}(u - s)^{H-\frac{1}{2}} \mathbf{E}_s(\sigma_u^2). \end{aligned} \quad (36)$$

It follows that

$$dM_s = \nu\sqrt{2H} \int_s^T (u - s)^{H-\frac{1}{2}} E_s(\sigma_u^2) du dB_s^2, \quad (37)$$

and therefore

$$\begin{aligned} d\langle M, X \rangle_s &= \eta\nu\sqrt{2H}\sigma_s \int_s^T (u - s)^{H-\frac{1}{2}} \mathbf{E}_s(\sigma_u^2) dud s, \\ d\langle M, M \rangle_s &= \nu^2 2H \left[\int_s^T (u - s)^{H-\frac{1}{2}} \mathbf{E}_s(\sigma_u^2) du \right]^2 ds, \\ d\langle N^t, X \rangle_s &= -\rho c \varphi(T - s) N_s^t \sqrt{\lambda_s} \sigma_s ds, \\ d\langle N^t, M \rangle_s &= -\gamma c \nu \sqrt{2H} \varphi(T - s) N_s^t \sqrt{\lambda_s} \int_s^T (u - s)^{H-\frac{1}{2}} \mathbf{E}_s(\sigma_u^2) dud s. \end{aligned} \quad (38)$$

When substituting in the approximation formula (22), using the stochastic Fubini theorem, we finally obtain

$$\begin{aligned} CVA(t) &\approx (1 - N_t^t) \mathcal{B}(t, X_t, \hat{v}_t) \\ &+ \frac{\nu^2 H}{4} (1 - N_t^t) (\partial_{xx} - \partial_x)^2 \mathcal{B}(t, X_t, \hat{v}_t) \int_t^T \mathbf{E}_t \left[\left[\int_s^T (u - s)^{H-\frac{1}{2}} \mathbf{E}_s(\sigma_u^2) du \right]^2 \right] ds \\ &+ \frac{\eta}{2} \nu \sqrt{2H} (1 - N_t^t) (\partial_{xxx} - \partial_{xx}) \mathcal{B}(t, X_t, \hat{v}_t) \int_t^T \int_s^T (u - s)^{H-\frac{1}{2}} \mathbf{E}_t \left[\sigma_s \mathbf{E}_s(\sigma_u^2) \right] dud s \\ &+ \rho \frac{c}{2} (\partial_{xx} - \partial_x) \mathcal{B}(t, X_t, \hat{v}_t) \int_t^T \varphi(T - s) \mathbf{E}_t \left[N_s^t \sqrt{\lambda_s} \sigma_s \right] ds \\ &+ \gamma c \nu \sqrt{2H} \partial_x \mathcal{B}(t, X_t, \hat{v}_t) \int_t^T \varphi(T - s) \int_s^T (u - s)^{H-\frac{1}{2}} \mathbf{E}_t \left[N_s^t \sqrt{\lambda_s} \mathbf{E}_s(\sigma_u^2) \right] dud s. \end{aligned} \quad (39)$$

To make the above expression more manageable, further computations and approximations are required.

- We first remark that

$$\begin{aligned}\mathbf{E}_t[\sigma_u^2] &= \mathbf{E}_t(\sigma_0^2 e^{\nu\sqrt{2H}Z_u - \frac{\nu^2}{2}u^{2H}}) = \sigma_0^2 e^{-\frac{\nu^2}{2}u^{2H}} e^{\nu\sqrt{2H}\int_0^t(u-\xi)^{H-\frac{1}{2}}dB_\xi^2} \mathbf{E}_t(e^{\nu\sqrt{2H}\int_t^u(u-\xi)^{H-\frac{1}{2}}dB_\xi^2}) \\ &= \sigma_0^2 e^{\frac{\nu^2}{2}[(u-t)^{2H} - u^{2H}]} e^{\nu\sqrt{2H}\int_0^t(u-\xi)^{H-\frac{1}{2}}dB_\xi^2},\end{aligned}$$

since $\sqrt{2H}\int_t^u(u-\xi)^{H-\frac{1}{2}}dB_\xi^2 \sim N(0, (u-t)^{2H})$. In the second term we have $t \leq s \leq u$, so $\mathbf{E}_t(\mathbf{E}_s(\sigma_u^2)) = \mathbf{E}_t(\sigma_u^2)$.

- It follows that in the first integral term we have

$$\begin{aligned}\mathbf{E}_t(\sigma_s \mathbf{E}_s(\sigma_u^2)) &= \mathbf{E}_t\left(\sigma_s \sigma_0^2 e^{\frac{\nu^2}{2}[(u-s)^{2H} - u^{2H}]} e^{\nu\sqrt{2H}\int_0^s(u-\xi)^{H-\frac{1}{2}}dB_\xi^2}\right) \\ &= \mathbf{E}_t\left(\sigma_0^3 e^{\frac{\nu^2}{2}[(u-s)^{2H} - u^{2H} - \frac{1}{2}s^{2H}]} e^{\nu\sqrt{2H}\int_0^s[(u-\xi)^{H-\frac{1}{2}} + \frac{1}{2}(s-\xi)^{H-\frac{1}{2}}]dB_\xi^2}\right) \\ &= \sigma_0^3 e^{\frac{\nu^2}{2}[(u-s)^{2H} - u^{2H} - \frac{1}{2}s^{2H}]} e^{\nu\sqrt{2H}\int_0^t[(u-\xi)^{H-\frac{1}{2}} + \frac{1}{2}(s-\xi)^{H-\frac{1}{2}}]dB_\xi^2} \\ &\quad \times \mathbf{E}_t\left(e^{\nu\sqrt{2H}\int_t^s[(u-\xi)^{H-\frac{1}{2}} + \frac{1}{2}(s-\xi)^{H-\frac{1}{2}}]dB_\xi^2}\right) \\ &= \sigma_0^3 e^{\frac{\nu^2}{2}[(u-s)^{2H} - u^{2H} - \frac{1}{2}s^{2H}]} e^{\nu^2\sqrt{2H}\int_0^t[(u-\xi)^{H-\frac{1}{2}} + \frac{1}{2}(s-\xi)^{H-\frac{1}{2}}]dB_\xi^2} e^{\nu^2 H \Theta_s^2},\end{aligned}$$

where

$$\begin{aligned}\Theta_s^2 &= \int_t^s [(u-\xi)^{H-\frac{1}{2}} + \frac{1}{2}(s-\xi)^{H-\frac{1}{2}}]^2 d\xi = \frac{(s-t)^{2H}}{4H} + \left(\frac{(u-t)^{2H} - (u-s)^{2H}}{2H}\right) \\ &\quad + 2\frac{(s-t)^{H+\frac{1}{2}}(u-t)^{H-\frac{1}{2}}}{2H+1} \left(\frac{t-u}{s-u}\right)^{\frac{1}{2}-H} {}_2F_1\left(\frac{1}{2}-H, H+\frac{1}{2}; H+\frac{3}{2}; \frac{s-t}{s-u}\right),\end{aligned}\tag{40}$$

with ${}_2F_1$ the hypergeometric function¹.

- We observe that the expectation in the second integral term can be written as

$$\begin{aligned}&\mathbf{E}_t\left[\left[\int_s^T (u-s)^{H-\frac{1}{2}} \mathbf{E}_s(\sigma_u^2) du\right]^2\right] \\ &= \mathbf{E}_t\left[\int_s^T (u-s)^{H-\frac{1}{2}} \mathbf{E}_s(\sigma_u^2) du \int_s^T (\vartheta-s)^{H-\frac{1}{2}} \mathbf{E}_s(\sigma_\vartheta^2) d\vartheta\right] \\ &= \int_s^T \int_s^T \sigma_0^4 e^{\frac{\nu^2}{2}[(u-s)^{2H} - u^{2H} + (\vartheta-s)^{2H} - \vartheta^{2H}]} (u-s)^{H-\frac{1}{2}} (\vartheta-s)^{H-\frac{1}{2}} \\ &\quad \times \mathbf{E}_t\left[e^{\nu\sqrt{2H}\int_0^s[(u-\xi)^{H-1/2} + (\vartheta-\xi)^{H-1/2}]dB_\xi^2}\right] dud\vartheta \\ &= \sigma_0^4 e^{\nu\sqrt{2H}\int_0^t[(u-\xi)^{H-1/2} + (\vartheta-\xi)^{H-1/2}]dB_\xi^2} \\ &\quad \times \int_s^T \int_s^T e^{\frac{\nu^2}{2}[(u-s)^{2H} - u^{2H} + (\vartheta-s)^{2H} - \vartheta^{2H}]} (u-s)^{H-\frac{1}{2}} (\vartheta-s)^{H-\frac{1}{2}} e^{\nu^2 H \Phi_s^2} dud\vartheta,\end{aligned}$$

¹Symbolic computation by means of Wolfram Mathematica 12.2. and numerically tested on MatLab R2019b.

where we used again the expression of the volatility second moment and we set²

$$\begin{aligned}\Phi_s^2 &= \int_t^s [(u-\xi)^{H-\frac{1}{2}} + (\vartheta-\xi)^{H-\frac{1}{2}}]^2 d\xi = \frac{(u-t)^{2H} - (u-s)^{2H} + (\vartheta-t)^{2H} - (\vartheta-s)^{2H}}{2H} \\ &+ 2 \frac{\Gamma(H+\frac{1}{2})}{\Gamma(H+\frac{3}{2})(u-\vartheta)} \left[(u-s)^{H+\frac{1}{2}} (\vartheta-s)^{H+\frac{1}{2}} {}_2F_1\left(1, 1+2H; H+\frac{3}{2}; \frac{u-s}{u-\vartheta}\right) \right. \\ &\left. - (u-t)^{H+\frac{1}{2}} (\vartheta-t)^{H+\frac{1}{2}} {}_2F_1\left(1, 1+2H; H+\frac{3}{2}; \frac{u-t}{u-\vartheta}\right) \right].\end{aligned}\tag{41}$$

- It remains to compute the two expectations

$$\mathbf{E}_t \left[N_s^t \sqrt{\lambda_s} \sigma_s \right], \quad \mathbf{E}_t \left[N_s^t \sqrt{\lambda_s} \mathbf{E}_s(\sigma_u^2) \right].$$

As before, we consider the volatility and the intensity processes as independent, hence

$$\mathbf{E}_t \left[N_s^t \sqrt{\lambda_s} \sigma_s \right] = \mathbf{E}_t \left[N_s^t \sqrt{\lambda_s} \right] \mathbf{E}_t \left[\sigma_s \right], \quad \mathbf{E}_t \left[N_s^t \sqrt{\lambda_s} \mathbf{E}_s(\sigma_u^2) \right] = \mathbf{E}_t \left[N_s^t \sqrt{\lambda_s} \right] \mathbf{E}_t \left[\sigma_u^2 \right].$$

We approximate $\mathbf{E}_t \left[N_s^t \sqrt{\lambda_s} \right]$ as in (30), $\mathbf{E}_t \left[\sigma_u^2 \right]$ was computed before, and similarly

$$\begin{aligned}\mathbf{E}_t \left[\sigma_s \right] &= \sigma_0 e^{\frac{\nu\sqrt{H}}{\sqrt{2}} \int_0^t (s-\xi)^{H-\frac{1}{2}} dB_\xi^2 - \frac{\nu^2}{4} s^{2H}} \mathbf{E}_t \left[e^{\frac{\nu\sqrt{H}}{\sqrt{2}} \int_t^s (s-\xi)^{H-\frac{1}{2}} dB_\xi^2} \right] \\ &= \sigma_0 e^{\frac{\nu\sqrt{H}}{\sqrt{2}} \int_t^s (s-\xi)^{H-\frac{1}{2}} dB_\xi^2 + \frac{\nu^2}{4} [(s-t)^{2H} - s^{2H}]}\end{aligned}$$

Remark 5.1 *By grouping all the terms, we finally get an approximation of the form*

$$\widehat{CVA}(t) = (1 - N_t^t) c_{rBergomi}^{rf}(t, X_t, \hat{v}_t) + \rho g_1(t) + \gamma g_2(t),$$

where $1 - N_t^t$ is the survival probability of the counterparty, $c_{rBergomi}^{rf}$ is the price of the risk-free call under the $rBergomi$ model and $g_{1,2}(t)$ are the respective contributions due to underlying-intensity and volatility-intensity correlations.

Remark 5.2 *From the previous computations, it appears clear that, by the Markov property, in the first two cases $CVA(t)$ is a deterministic function of the state variables, while the same is not verified in the case of the rough volatility models, indeed the conditional expectations, when computed, leave a stochastic integral term.*

²Symbolic computation by means of Wolfram Mathematica 12.2. and numerically tested on MatLab R2019b.

6 Error Estimates

In this section, we want to estimate the error bounds theoretically. We take $r \equiv 0$ for the sake of exposition. Starting from representation We know from Proposition 3.1 that

$$\begin{aligned}
CVA(t) &= \mathbf{E}_t [(1 - N_T^t) \mathcal{B}(t, X_t, v_t)] \\
&+ \frac{1}{2} \mathbf{E}_t \left[(1 - N_T^t) \int_t^T \sigma_s (\partial_{xxx} - \partial_{xx}) \mathcal{B}(s, X_s, v_s) \sum_{i=1}^2 \int_s^T D_s^{B^i} \sigma_u^2 du d\langle B, B^i \rangle_s \right] \\
&- \mathbf{E}_t \left[N_T^t \int_t^T \sigma_s \partial_x \mathcal{B}(s, X_s, v_s) \sum_{i=1}^2 \int_s^T D_s^{B^i} \lambda_u du d\langle B, B^i \rangle_s \right] \\
&= T_1 + T_2 + T_3.
\end{aligned} \tag{42}$$

Applying again the anticipating Itô formula to the process

$$(1 - N_T^t) (\partial_{xxx} - \partial_{xx}) \mathcal{B}(\theta, X_\theta, v_\theta) \int_\theta^T \sigma_s \sum_{i=1}^2 \int_s^T D_s^{B^i} \sigma_u^2 du d\langle B, B^i \rangle_s$$

after taking expectations, keeping in mind that this process is 0 when $\theta = T$, we obtain

$$\begin{aligned}
0 &= \mathbf{E}_t \left[(1 - N_T^t) (\partial_{xxx} - \partial_{xx}) \mathcal{B}(t, X_t, v_t) \int_t^T \sum_{i=1}^2 \int_s^T \sigma_s D_s^{B^i} \sigma_u^2 du d\langle B, B^i \rangle_s \right. \\
&\quad \left. - (1 - N_T^t) \int_t^T e^{-\int_t^s r_u du} \sigma_s (\partial_{xxx} - \partial_{xx}) \mathcal{B}(s, X_s, v_s) \sum_{i=1}^2 \int_s^T D_s^{B^i} \sigma_u^2 du d\langle B, B^i \rangle_s \right] + T_4,
\end{aligned} \tag{43}$$

where T_4 is a term depending on the product of the Malliavin derivatives of λ and σ and higher-order Malliavin derivatives. Similarly, for the third term we can see that

$$\begin{aligned}
0 &= \mathbf{E}_t \left[N_T^t \int_t^T \sigma_s \partial_x \mathcal{B}(s, X_s, v_s) \sum_{i=1}^2 \int_s^T D_s^{B^i} \lambda_u du d\langle B, B^i \rangle_s \right. \\
&\quad \left. - N_T^t \partial_x \mathcal{B}(t, X_t, v_t) \int_t^T \sigma_s \sum_{i=1}^2 \int_s^T D_s^{B^i} \lambda_u du d\langle B, B^i \rangle_s \right] + T_5,
\end{aligned} \tag{44}$$

where T_5 is again a term depending on the product of the Malliavin derivatives of λ and σ and higher-order Malliavin derivatives. Substituting in (42), we have

$$\begin{aligned}
CVA(t) &= \mathbf{E}_t \left[(1 - N_T^t) \mathcal{B}(t, X_t, v_t) \right] \\
&+ \frac{1}{2} \mathbf{E}_t \left[(1 - N_T^t) (\partial_{xxx} - \partial_{xx}) \mathcal{B}(t, X_t, v_t) \int_t^T \sigma_s \sum_{i=1}^2 \int_s^T D_s^{B^i} \sigma_u^2 du d\langle B, B^i \rangle_s \right] \\
&- \mathbf{E}_t \left[N_T^t \partial_x \mathcal{B}(t, X_t, v_t) \int_t^T \sigma_s \sum_{i=1}^2 \int_s^T D_s^{B^i} \lambda_u du d\langle B, B^i \rangle_s \right] + T_4 + T_5 \\
&= \mathbf{E}_t \left[(1 - N_T^t) \mathcal{B}(t, X_t, v_t) \right] + \frac{1}{2} \mathbf{E}_t \left[(1 - N_T^t) (\partial_{xxx} - \partial_{xx}) \mathcal{B}(t, X_t, v_t) \int_t^T d\langle X, M \rangle \right] \\
&- \mathbf{E}_t \left[N_T^t \partial_x \mathcal{B}(t, X_t, v_t) \int_t^T d\langle X, N \rangle_s \right] + T_4 + T_5 \\
&= T_1' + T_2' + T_3' + T_4 + T_5.
\end{aligned} \tag{45}$$

Denoting by $A_r^1 := E_r \left[\int_t^T d\langle M, X \rangle_s \right]$, $A_r^2 := E_r \left[\int_t^T d\langle N, X \rangle_s \right]$ and recalling the expression of v , the above equality reads as

$$\begin{aligned}
CVA(t) &= \mathbf{E}_t \left[(1 - N_T^t) \mathcal{B} \left(t, X_t, \sqrt{\frac{M_T - \int_0^t \sigma_u^2 du}{T - t}} \right) \right] \\
&+ \frac{1}{2} \mathbf{E}_t \left[(1 - N_T^t) (\partial_{xxx} - \partial_{xx}) \mathcal{B} \left(t, X_t, \sqrt{\frac{M_T - \int_0^t \sigma_u^2 du}{T - t}} \right) A_T^1 \right] \\
&- \mathbf{E}_t \left[N_T^t \partial_x \mathcal{B} \left(t, X_t, \sqrt{\frac{M_T - \int_0^t \sigma_u^2 du}{T - t}} \right) A_T^2 \right] + T_4 + T_5.
\end{aligned} \tag{46}$$

The first three terms in the above equality are functions of the martingales M, N, A^1 and A^2 evaluated at time T . By a direct application of Itô's formula, we finally rewrite (46) as

$$\begin{aligned}
CVA(t) &= (1 - N_t^t) \left[\mathcal{B} \left(t, X_t, \sqrt{\frac{M_t - \int_0^t \sigma_u^2 du}{T - t}} \right) + \frac{1}{2} (\partial_{xxx} - \partial_{xx}) \mathcal{B} \left(t, X_t, \sqrt{\frac{M_t - \int_0^t \sigma_u^2 du}{T - t}} \right) A_t^1 \right] \\
&- N_t^t \partial_x \mathcal{B} \left(t, X_t, \sqrt{\frac{M_t - \int_0^t \sigma_u^2 du}{T - t}} \right) A_t^2 + T_1'' + T_2'' + T_3'' + T_4 + T_5 \\
&= (1 - N_t^t) \left[\mathcal{B}(t, X_t, \hat{v}_t) + \frac{1}{2} (\partial_{xxx} - \partial_{xx}) \mathcal{B}(t, X_t, \hat{v}_t) A_t^1 \right] - N_t^t \partial_x \mathcal{B}(t, X_t, \hat{v}_t) A_t^2 \\
&+ T_1'' + T_2'' + T_3'' + T_4 + T_5.
\end{aligned} \tag{47}$$

All the terms $T_1'' + T_2'' + T_3''$ can be expressed in terms of the quadratic variation and covariation of the martingales N, M, A^1 , and A^2 , which, in turn, may be expressed in terms of the Malliavin derivatives of σ and λ by using the Clark-Ocone-Haussman formula.

We may conclude that the error is controlled by the well known bounds on the Black & Scholes pricing function and its derivatives, while those Malliavin derivatives, which become explicitly computable once the models are specified.

7 Numerical results

In this section, we compare the numerical efficiency of our method with the standard benchmark Monte Carlo technique to evaluate (9) in the rBergomi model. As said, we assume $r = 0$ and $R = 0$. We simulated $N = 10^6$ sample paths of the joint model rBergomi-CIR with a discretization of the time interval $[0, T]$ obtained by 100 equi-spaced points. The exact covariance matrix of the three gaussian processes (B, Z, W) has been used to get the sample paths (see [5]). Hence, the rBergomi is simulated by standard multivariate normal generation, while for the intensity component we implemented the Euler discretization scheme with full truncation. We chose two sets of parameters for the intensity CIR process as in [13], set A and set B (see Table 1), which agree with those of calibrated default intensities. Then we fixed the rBergomi model parameters to $\nu = 0.1$, $H = 0.1$, $\sigma_0 = 0.08$ and the underlying-volatility correlation to $\eta = -0.2$, and we considered a set of equi-spaced underlying-intensity and volatility-intensity correlations, ρ and γ respectively. In fact we would like to assess the quality of the our approximation which highlights the dependence of the credit adjustment on the default intensity correlations, known as right/wrong-way-risk. All the computational procedures were implemented by using MatLab R2021b on a Intel(R) Core(TM) i7-4700MQ CPU @ 2.40GHz. The results of the approximations are reported in Tables (2)-(7) and shown in the Figures (1)-(6) for an ATM call option with $S_0 = 100$, $K = 100$ and maturities $T = 0.25, 0.5, 1$ years, respectively. The time to compute the set of 45 adjustments with the Monte Carlo algorithm was approximately one hour, while about 30 secs are needed for the computation of our approximation, which requires the numerical evaluation of multiple integrals. This step was done by using the MatLab build-in function. We may notice that the approximation errors increase with maturity, ranging from $1.18e - 04$ to $1.7e - 03$ for set A and from $1.19e - 06$ to $4.6e - 03$ for set B. This was to be expected since in our approximation we freeze some terms at their initial value and therefore their contribution in time dimension is lost. We notice that the error due to the volatility-intensity correlation remains essentially constant across all simulations, while most of the variation is due to the underlying-intensity correlation, which proves to be the most relevant parameter. We notice the the errors pattern is different between the two intensity sets of parameters: for set A the larger errors come from small (underlying-intensity) correlations, almost the opposite for set B.

Finally, we considered also the sensitivity of our approximation to the Hurst parameter H . Figure (7) reports the errors between Monte Carlo estimate and the first order approximation as a function of the correlation ρ and the Hurst parameter H . Even in this case, the dependence of the error from H is almost constant and depends mainly on the correlation parameter, however remaning of order 10^{-4} .

	λ_0	q	μ	c
Set A	0.035	0.35	0.035	0.1
Set B	0.01	0.8	0.02	0.2

Table 1: Parameter sets for the CIR default intensity.

7.1 Results - Set A

$\rho \backslash \gamma$	-0.3	-0.15	0	0.15	0.3
-0.8	1.186e-04	1.195e-04	1.199e-04	1.206e-04	1.214e-04
-0.6	1.501e-04	1.504e-04	1.508e-04	1.513e-04	1.520e-04
-0.4	1.748e-04	1.750e-04	1.753e-04	1.758e-04	1.764e-04
-0.2	1.933e-04	1.934e-04	1.937e-04	1.940e-04	1.945e-04
0.0	2.056e-04	2.056e-04	2.057e-04	2.060e-04	2.064e-04
0.2	2.116e-04	2.116e-04	2.116e-04	2.118e-04	2.121e-04
0.4	2.115e-04	2.113e-04	2.112e-04	2.114e-04	2.116e-04
0.6	2.051e-04	2.048e-04	2.047e-04	2.048e-04	2.050e-04
0.8	1.926e-04	1.922e-04	1.920e-04	1.921e-04	1.920e-04

Table 2: Approximation errors, set A for CIR parameters. Here $T = 1/4$, the risk-free call price is 1.5877. The lengths of the Monte Carlo confidence intervals for each price are in the range (6.7651e - 05, 9.7582e - 05).

$\rho \backslash \gamma$	-0.3	-0.15	0	0.15	0.3
-0.8	1.737e-04	1.783e-04	1.811e-04	1.845e-04	1.887e-04
-0.6	3.288e-04	3.307e-04	3.330e-04	3.357e-04	3.391e-04
-0.4	4.479e-04	4.492e-04	4.509e-04	4.531e-04	4.559e-04
-0.2	5.332e-04	5.339e-04	5.350e-04	5.366e-04	5.388e-04
0.0	5.846e-04	5.847e-04	5.853e-04	5.864e-04	5.881e-04
0.2	6.022e-04	6.017e-04	6.018e-04	6.024e-04	6.037e-04
0.4	5.861e-04	5.851e-04	5.847e-04	5.849e-04	5.858e-04
0.6	5.365e-04	5.349e-04	5.340e-04	5.339e-04	5.347e-04
0.8	4.536e-04	4.513e-04	4.501e-04	4.500e-04	4.493e-04

Table 3: Approximation errors, set A for CIR parameters. Here $T = 1/2$, the risk-free call price is 2.2450. The lengths of the Monte Carlo confidence intervals for each price are in the range (1.8252e - 04, 3.0014e - 04).

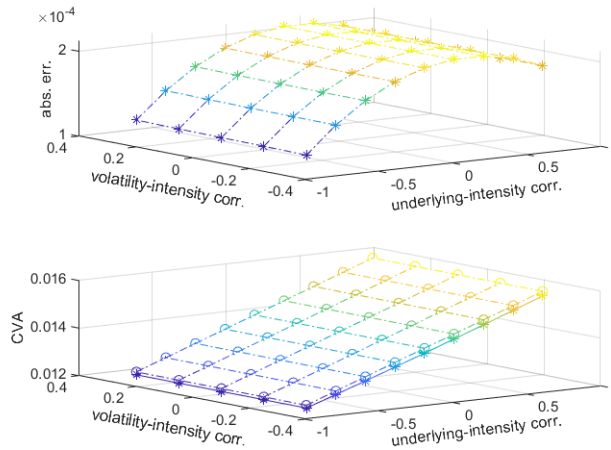


Figure 1: CVA's $T = 1/4$ - set A: Monte Carlo (*) vs approximation (o-).

$\rho \backslash \gamma$	-0.3	-0.15	0	0.15	0.3
-0.8	2.1015e-04	1.8692e-04	1.7121e-04	1.5363e-04	1.3338e-04
-0.6	5.2435e-04	5.3558e-04	5.4804e-04	5.6225e-04	5.7867e-04
-0.4	1.0766e-03	1.0844e-03	1.0937e-03	1.1047e-03	1.1179e-03
-0.2	1.4554e-03	1.4600e-03	1.4662e-03	1.4743e-03	1.4845e-03
0.0	1.6613e-03	1.6627e-03	1.6660e-03	1.6712e-03	1.6787e-03
0.2	1.6947e-03	1.6930e-03	1.6934e-03	1.6960e-03	1.7011e-03
0.4	1.5560e-03	1.5513e-03	1.5489e-03	1.5491e-03	1.5523e-03
0.6	1.2457e-03	1.2379e-03	1.2331e-03	1.2313e-03	1.2332e-03
0.8	7.6526e-04	7.5409e-04	7.4722e-04	7.4475e-04	7.4117e-04

Table 4: Approximation errors, set A for CIR parameters. Here $T = 1$, the risk-free call price is 3.1742. The lengths of the Monte Carlo confidence intervals for each price are in the range (4.9156e - 04, 9.4118e - 04).

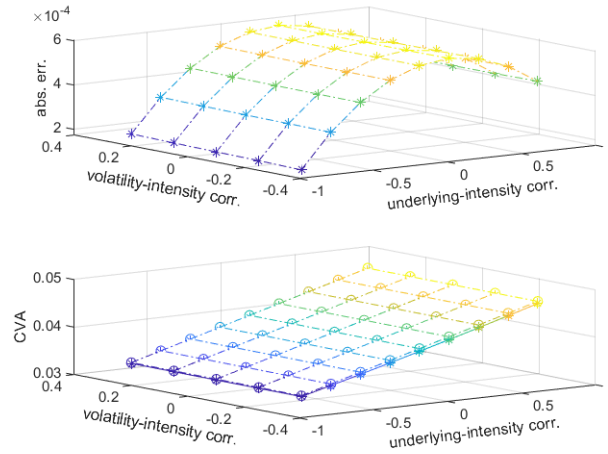


Figure 2: CVA's $T = 1/2$ - set A: Monte Carlo (*) vs approximation (o-).

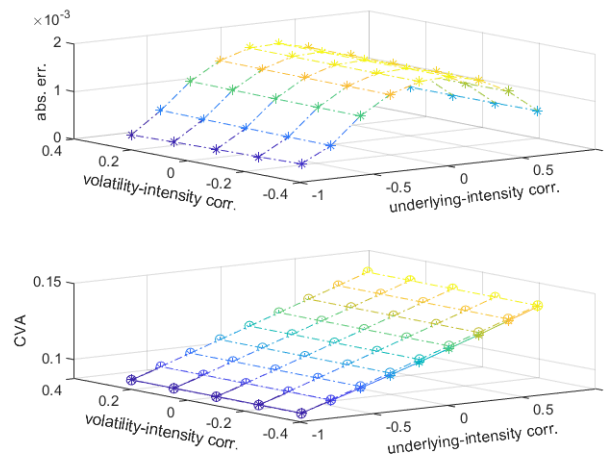


Figure 3: CVA's $T = 1$ - set A: Monte Carlo (*) vs approximation (o-).

7.2 Results - Set B

$\rho \backslash \gamma$	-0.3	-0.15	0	0.15	0.3
-0.8	1.6115e-04	1.5887e-04	1.5728e-04	1.5560e-04	1.5378e-04
-0.6	6.7428e-05	6.6354e-05	6.5250e-05	6.4024e-05	6.2642e-05
-0.4	1.1889e-06	1.7841e-06	2.4470e-06	3.2382e-06	4.2046e-06
-0.2	4.5520e-05	4.5687e-05	4.5942e-05	4.6338e-05	4.6921e-05
0.0	6.5712e-05	6.5452e-05	6.5321e-05	6.5344e-05	6.5567e-05
0.2	6.1873e-05	6.1201e-05	6.0678e-05	6.0338e-05	6.0237e-05
0.4	3.4001e-05	3.2921e-05	3.2032e-05	3.1366e-05	3.0991e-05
0.6	1.7912e-05	1.9391e-05	2.0617e-05	2.1556e-05	2.2129e-05
0.8	9.3819e-05	9.5716e-05	9.7231e-05	9.8323e-05	9.9291e-05

Table 5: Approximation errors, set B for CIR parameters. Here $T = 1/4$, the risk-free call price is 1.5877. The lengths of the Monte Carlo confidence intervals for each price are in the range $(1.4796e - 05, 4.6716e - 05)$.

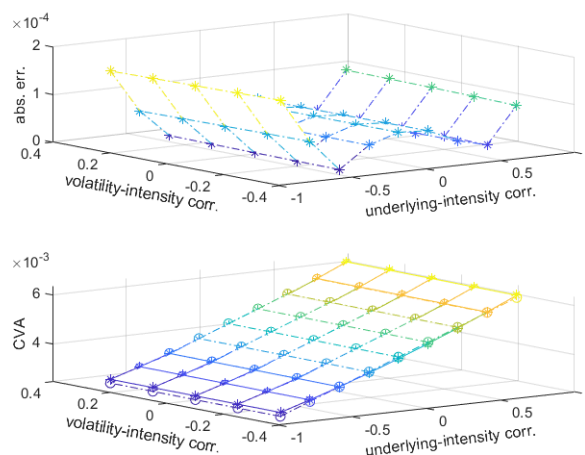


Figure 4: CVA's $T = 1/4$ - set B: Monte Carlo (*) vs approximation (o-).

$\rho \backslash \gamma$	-0.3	-0.15	0	0.15	0.3
-0.8	8.2741e-04	8.1698e-04	8.0882e-04	8.0048e-04	7.9149e-04
-0.6	3.8350e-04	3.7768e-04	3.7173e-04	3.6546e-04	3.5854e-04
-0.4	6.5879e-05	6.2609e-05	5.8946e-05	5.4764e-05	4.9882e-05
-0.2	1.2894e-04	1.2985e-04	1.3128e-04	1.3333e-04	1.3618e-04
0.0	2.0179e-04	2.0055e-04	1.9992e-04	1.9991e-04	2.0072e-04
0.2	1.5314e-04	1.4983e-04	1.4707e-04	1.4509e-04	1.4416e-04
0.4	1.7027e-05	2.2576e-05	2.7401e-05	3.1240e-05	3.3776e-05
0.6	3.0968e-04	3.1744e-04	3.2417e-04	3.2963e-04	3.3338e-04
0.8	7.2598e-04	7.3603e-04	7.4441e-04	7.5091e-04	7.5625e-04

Table 6: Approximation errors, set B for CIR parameters. Here $T = 1/2$ and the price of the risk-free call is 2.2450. The lengths of the Monte Carlo confidence intervals for each price are in the range $(4.0954e - 05, 1.6693e - 04)$.

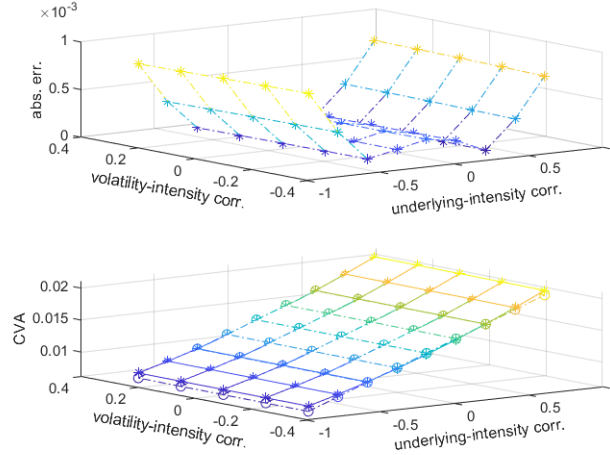


Figure 5: CVA's $T = 1/2$ - set B: Monte Carlo (*-) vs approximation (o-).

$\rho \backslash \gamma$	-0.3	-0.15	0	0.15	0.3
-0.8	3.0554e-03	3.0129e-03	2.9782e-03	2.9431e-03	2.9057e-03
-0.6	1.3068e-03	1.2805e-03	1.2548e-03	1.2278e-03	1.1989e-03
-0.4	1.1803e-04	1.0141e-04	8.4800e-05	6.7575e-05	4.7144e-05
-0.2	5.2478e-04	5.3076e-04	5.3764e-04	5.4572e-04	5.5712e-04
0.0	6.2528e-04	6.2068e-04	6.1724e-04	6.1659e-04	6.1960e-04
0.2	1.8308e-04	1.6810e-04	1.5603e-04	1.4691e-04	1.4118e-04
0.4	8.0508e-04	8.2955e-04	8.5101e-04	8.6852e-04	8.8145e-04
0.6	2.3448e-03	2.3792e-03	2.4097e-03	2.4354e-03	2.4540e-03
0.8	4.4474e-03	4.4929e-03	4.5321e-03	4.5636e-03	4.5870e-03

Table 7: Approximation errors, set B for CIR parameters. Here $T = 1$ and the price of the risk-free call is 2.2450. The lengths of the Monte Carlo confidence intervals for each price are in the range $(1.2015e - 04, 6.0014e - 04)$.

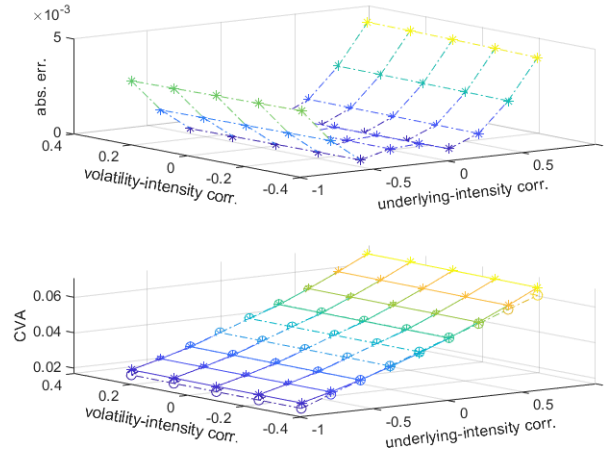


Figure 6: CVA's $T = 1$ - set B: Monte Carlo (*) vs approximation (o-).

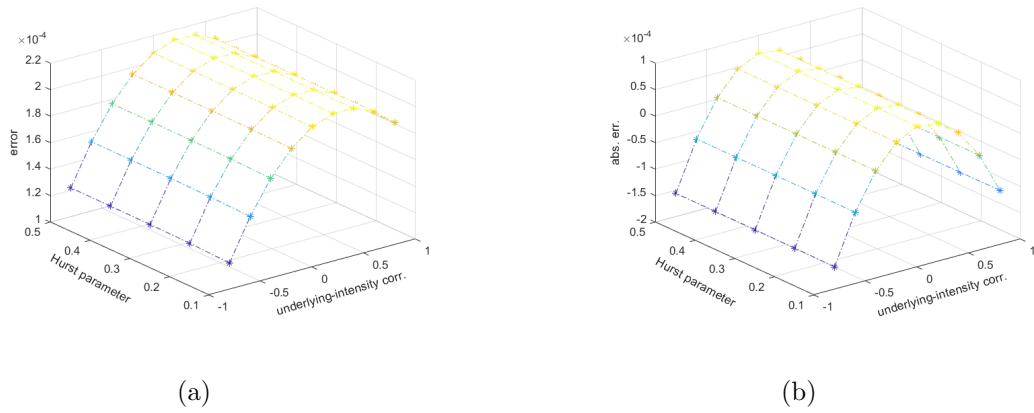


Figure 7: Approximation error as a function of the correlation ρ and the Hurst parameter H for sets A and B, $T = 0.25$.

References

- [1] E. Alòs: *A decomposition formula for option prices in the Heston model and applications to option pricing approximation*, Finance and Stochastics, 16, 3, 403–422, (2012).
- [2] E. Alòs, C. Ewald: *Malliavin differentiability of the Heston volatility and applications to option pricing*, Advances in Applied Probability, 40, 1, 144–162, (2008).
- [3] E. Alòs, J. Leòn: *An Intuitive Introduction to Fractional and Rough Volatilities*, Mathematics, 9(9), 994, (2021).
- [4] E. Alòs, J. Leòn, J. Vives: *On the short-time behavior of the implied volatility for jump-diffusion models with stochastic volatility*, Finance and Stochastics, Springer, 11, 4, 571–589, (2007).
- [5] E. Alòs, E.G. Lorite: *Malliavin Calculus in Finance. Theory and Practice*, CRC Press, Taylor & Francis, (2021).
- [6] E. Alòs, K. Shiraya: *Estimating the Hurst parameter from short term volatility swaps: a Malliavin calculus approach*, Finance and Stochastics, 23, 423–447, (2019).
- [7] E. Alòs, F. Antonelli, A. Ramponi, S. Scarlatti: *CVA and vulnerable options in stochastic volatility models*, International Journal of Theoretical and Applied Finance, 24, 2, 1–34, (2021).
- [8] F. Antonelli, A. Ramponi, S. Scarlatti: *CVA and vulnerable options pricing by correlation expansions*, Annals of Operation Research, 299, 401–427, (2021).
- [9] C. Bayer, P. Friz, J. Gatheral: *Pricing under rough volatility*, Quantitative Finance, 16, 6, 887–904, (2016).
- [10] T. R. Bielecki, D. Brigo, S. Crepey, *Counterparty Risk and Funding: A Tale of Two Puzzles*. Chapman and Hall/CRC, (2014).
- [11] T. R. Bielecki, M. Rutkowski: *Credit Risk: Modeling, Valuation and Hedging*, Springer Finance Series, (2002).
- [12] T. R. Bielecki, M. Jeanlanc, M. Rutkowski: *Valuation and Hedging of Credit Derivatives*, Lecture notes CIMPA- UNESCO Morocco School, (2009).
- [13] D. Brigo, F. Vrina: *Disentangling wrong-way risk: pricing credit valuation adjustment via change of measures*, In Innovations in Insurance, Risk- and Asset Management, WSPC Proceedings, (2018).
- [14] D. Brigo, T. Hvolby, F. Vrina: *Wrong-Way Risk adjusted exposure: Analytical Approximations for Options in Default Intensity Models*, European Journal of Operational Research, 269, 1154–1164, (2018).
- [15] F. Comte, E. Renault: *Long memory in continuous-time stochastic volatility models*, Mathematical Finance, 8, 291–323, (1998).

- [16] D. Duffie, K. Singleton: *Modeling Term Structures of Defaultable Bond*, Review of Financial Studies, 12, 3, (1999).
- [17] F. A. Fard: *Analytical pricing of vulnerable options under a generalized jump-diffusion model*, Insurance Mathematics and Economics, 60, 19–28, (2015).
- [18] P. V. Gapeev: *Some extensions of Norros’ lemma in models with several defaults. Inspired by Finance*, The Musiela Festschrift. Kabanov Yu. M., Rutkowski M., Zariphopoulou Th. eds. Springer, 273–281, (2014).
- [19] P. V. Gapeev, M. Jeanblanc, L. Li, M. Rutkowski: *Constructing random measures with given survival processes and applications to valuation of credit derivatives*, Contemporary Quantitative Finance, Essays in Honour of Eckhard Platen. Chiarella, C., Novikov, A. eds. Springer, 255–280, (2010).
- [20] J. Gatheral, T. Jaisson, M. Rosenbaum: *Volatility is rough*, Quantitative Finance, 18, 6, 933–949, (2018).
- [21] A. Gnoatto, C. Reisinger, A. Picarelli, Athena: *Deep xVA Solver ? A Neural Network Based Counterparty Credit Risk Management Framework* <http://dx.doi.org/10.2139/ssrn.3594076>, (2021).
- [22] P. S. Hagan, D. Kumar, A.S. Lesniewski, D. E. Woodward: *Managing Smile Risk*, Wilmott Magazine, 84–108, (2002).
- [23] S. L. Heston, *A Closed-Form Solution for Options with Stochastic Volatility with Applications to Bond and Currency Options*: The Review of Financial Studies, 6, 2, 327–343, (1993).
- [24] P. Klein: *Pricing Black-Scholes options with correlated credit risk*, Journal of Banking & Finance, 20, 1211–1229, (1996)
- [25] D. Lamberton, B. Lapeyre: *Introduction to Stochastic Calculus applied to Finance*, Chapman and Hall/CRC Financial Mathematics Series, 2nd ed., (2007).
- [26] D. Lando: *On Cox Processes and Credit Risky Securities*, Review of Derivatives Research, 2, 99–120, (1998).
- [27] A. Nikeghbali: *An essay on the general theory of stochastic processes*, Probability Surveys, 3, 345–412, (2006).
- [28] D. Nualart: *The Malliavin Calculus and Related Topics*, Probability and its Applications series, 2nd ed. Springer, (2006).
- [29] S. Zhu, M. Pykhtin: *A Guide to Modeling Counterparty Credit Risk*, GARP Risk Review, July/August (2007).

A Malliavin Calculus

Here we introduce the main concepts of Malliavin Calculus used in this work. We refer to [28] for a deeper approach to this field.

Let \mathcal{S} be the set of random variables of the form

$$F = f(W(h_1), \dots, W(h_n)), \quad (48)$$

with $h_1, \dots, h_n \in L^2([0, T])$, $W(h_i)$ denotes the Wiener integral of the function h_i , for $i = 1, \dots, n$, and $f \in C_b^\infty(\mathbb{R}^n)$ (i.e., f and all its partial derivatives are bounded). The Malliavin derivative of F , DF , is defined as the stochastic process in $L^2(\Omega \times [0, T])$ given by

$$D_s F = \sum_{j=1}^n \frac{\partial f}{\partial x_j}(W(h_1), \dots, W(h_n))(s) h_j(s).$$

We can also define the iterated Malliavin derivative operator as

$$D_{s_1, \dots, s_m}^m F = D_{s_1} \dots D_{s_m} F, \quad s_1, \dots, s_m \in [0, T].$$

These operators are closable in $L^p(\Omega)$ for any $p \geq 1$ and we denote by $\mathbb{D}^{n,p}$ the closure of \mathcal{S} with respect to the norm

$$\|F\|_{n,p} = \left(E|F|^p + \sum_{i=1}^n E\|D^i F\|_{L^2([0, T]^i)}^p \right)^{\frac{1}{p}}.$$

We will also make use of the notation $\mathbb{L}^{n,p} = \mathbb{D}_W^{n,p}(L^2([0, T]))$.

The adjoint of the derivative operator D is the divergence operator δ , that coincides with the Skorohod integral. That is, the domain of δ , denoted by $\text{Dom } \delta$, is the set of processes $u \in L^2(\Omega \times [0, T])$ such that there exists $\delta(u) \in L^2(\Omega)$ such that

$$E(\delta(u)F) = E\left(\int_0^T (D_s F) u_s ds\right), \quad \text{for every } F \in \mathcal{S}. \quad (49)$$

We use the notation $\delta(u) = \int_0^T u_s dW_s$. It is known that δ is an extension of the classical Itô integral in the sense that δ , applied to adapted and square integrable processes, coincides with the classical Itô integral. We also know that the space $\mathbb{L}^{1,2}$ is included in the domain of δ .

The following result gives us an explicit martingale representation for random variables in $\mathbb{D}_W^{1,2}$.

Theorem A.1 (The Clark-Ocone formula) *Consider a random variable $F \in \mathbb{D}_W^{1,2}$. Then*

$$F = E(F) + \int_0^T E_r(D_r F) dW_r.$$

Finally, we recall the anticipating Itô's formula

Proposition A.1 *Assume the model (10) where $\sigma \in \mathbb{L}^{1,2}$ and consider the processes Y, Z defined $Y_t = \int_t^T \sigma_s^2 ds$. Let $F : [0, T] \times \mathbb{R}^3 \rightarrow \mathbb{R}$ be a function in $C^{1,2}([0, T] \times \mathbb{R}^2)$ such that there exists a positive constant C such that, for all $t \in [0, T]$, F and its partial derivatives evaluated in (t, X_t, Y_t, Z_t) are bounded by C . Then it follows that*

$$\begin{aligned}
F(t, X_t, Y_t) &= F(0, X_0, Y_0) + \int_0^t \partial_s F(s, X_s, Y_s) ds \\
&\quad - \frac{1}{2} \int_0^t \partial_x F(s, X_s, Y_s) \sigma_s^2 ds \\
&\quad + \int_0^t \partial_x F(s, X_s, Y_s) \sigma_s dW_s \\
&\quad - \int_0^t \partial_y F(s, X_s, Y_s) \sigma_s^2 + \int_0^t \partial_{xy}^2 F(s, X_s, Y_s) \Theta_s ds \\
&\quad - \int_0^t \partial_z F(s, X_s, Y_s) a_s^2 \\
&\quad + \frac{1}{2} \int_0^t \partial_{xx}^2 F(s, X_s, Y_s, Z_s) \sigma_s^2 ds
\end{aligned} \tag{50}$$

where $\Theta_s := (\int_s^T D_s \sigma_r^2 dr) \sigma_s$.