

Noise-resilient Majorana Edge Modes on a Chain of Superconducting Qubits

X. Mi,¹ M. Sonner,² M. Y. Niu,¹ K. W. Lee,¹ B. Foxen,¹ R. Acharya,¹ I. Aleiner,¹ T. I. Andersen,¹ F. Arute,¹ K. Arya,¹ A. Asfaw,¹ J. Atalaya,¹ R. Babbush,¹ D. Bacon,¹ J. C. Bardin,^{1,3} J. Basso,¹ A. Bengtsson,¹ G. Bortoli,¹ A. Bourassa,¹ L. Brill,¹ M. Broughton,¹ B. B. Buckley,¹ D. A. Buell,¹ B. Burkett,¹ N. Bushnell,¹ Z. Chen,¹ B. Chiaro,¹ R. Collins,¹ P. Conner,¹ W. Courtney,¹ A. L. Crook,¹ D. M. Debroy,¹ S. Demura,¹ A. Dunsworth,¹ D. Eppens,¹ C. Erickson,¹ L. Faoro,¹ E. Farhi,¹ R. Fatemi,¹ L. Flores,¹ E. Forati,¹ A. G. Fowler,¹ W. Giang,¹ C. Gidney,¹ D. Gilboa,¹ M. Giustina,¹ A. G. Dau,¹ J. A. Gross,¹ S. Habegger,¹ M. P. Harrigan,¹ J. Hilton,¹ M. Hoffmann,¹ S. Hong,¹ T. Huang,¹ A. Huff,¹ W. J. Huggins,¹ L. B. Ioffe,¹ S. V. Isakov,¹ J. Iveland,¹ E. Jeffrey,¹ Z. Jiang,¹ C. Jones,¹ D. Kafri,¹ K. Kechedzhi,¹ T. Khattar,¹ S. Kim,¹ A. Y. Kitaev,^{1,4} P. V. Klimov,¹ A. R. Klotz,¹ A. N. Korotkov,^{1,5} F. Kostritsa,¹ J. M. Kreikebaum,¹ D. Landhuis,¹ P. Laptev,¹ K.-M. Lau,¹ J. Lee,¹ L. Laws,¹ W. Liu,¹ A. Locharla,¹ E. Lucero,¹ O. Martin,¹ J. R. McClean,¹ M. McEwen,^{1,6} B. Meurer Costa,¹ K. C. Miao,¹ M. Mohseni,¹ S. Montazeri,¹ A. Morvan,¹ E. Mount,¹ W. Mruczkiewicz,¹ O. Naaman,¹ M. Neeley,¹ C. Neill,¹ M. Newman,¹ T. E. O'Brien,¹ A. Opremcak,¹ A. Petukhov,¹ R. Potter,¹ C. Quintana,¹ N. C. Rubin,¹ N. Saei,¹ D. Sank,¹ K. Sankaragomathi,¹ K. J. Satzinger,¹ C. Schuster,¹ M. J. Shearn,¹ V. Shvarts,¹ D. Strain,¹ Y. Su,¹ M. Szalay,¹ G. Vidal,¹ B. Villalonga,¹ C. Vollgraff-Heidweiller,¹ T. White,¹ Z. Yao,¹ P. Yeh,¹ J. Yoo,¹ A. Zalcman,¹ Y. Zhang,¹ N. Zhu,¹ H. Neven,¹ S. Boixo,¹ A. Megrant,¹ Y. Chen,¹ J. Kelly,¹ V. Smelyanskiy,¹ D. A. Abanin,^{1,2,*} and P. Roushan^{1,†}

¹Google Research, Mountain View, CA, USA

²Department of Theoretical Physics, University of Geneva, Quai Ernest-Ansermet 30, 1205 Geneva, Switzerland

³Department of Electrical and Computer Engineering, University of Massachusetts, Amherst, MA, USA

⁴Institute for Quantum Information and Matter, California Institute of Technology, Pasadena, CA, USA

⁵Department of Electrical and Computer Engineering, University of California, Riverside, CA, USA

⁶Department of Physics, University of California, Santa Barbara, CA, USA

Inherent symmetry of a quantum system may protect its otherwise fragile states. Leveraging such protection requires testing its robustness against uncontrolled environmental interactions. Using 47 superconducting qubits, we implement the kicked Ising model which exhibits Majorana edge modes (MEMs) protected by \mathbb{Z}_2 parity symmetry. Remarkably, we find that any multi-qubit Pauli operator overlapping with the MEMs exhibits a uniform decay rate comparable to single-qubit relaxation rates, irrespective of its size or composition. This finding allows us to accurately reconstruct the exponentially localized spatial profiles of the MEMs. Spectroscopic measurements further indicate exponentially suppressed hybridization between the MEMs at larger system sizes, which manifests as a strong resilience against low-frequency noise. Our work elucidates the noise sensitivity of symmetry-protected edge modes in a solid-state environment.

Decoherence of quantum states is the main challenge toward quantum computation. As a result of interaction with its environment, a state loses phase coherence or decays into other states within a short period of time. To mitigate decoherence, various symmetry- and topologically-protected schemes for generating decoherence-free subspaces have been proposed [1–3]. Topologically distinct, but locally indistinguishable, degenerate ground states are examples of decoherence-free subspaces and form the basis of topological quantum computing [4, 5]. The quantum superposition of such states is in principle immune to dephasing. A well-known model supporting topological states is the Kitaev model of spinless fermions in a 1D wire [6]. The \mathbb{Z}_2 parity symmetry of the model gives rise to a pair of degenerate ground states. The distinct parities of the two ground states lead to protection against local parity-preserving noise, such as potential fluctuations [7]. The

topological property of such degenerate ground states is commonly described by a pair of localized Majorana edge modes (MEMs) at the ends of the wire.

Over the last decade, significant efforts have been directed toward experimentally realizing the Kitaev model, e.g. in nanowires with spin-orbit interactions placed in the proximity of a superconductor [8–15]. As the search for Majorana quasiparticles intensifies, experimental and theoretical results unanimously have shown that MEMs are susceptible to a variety of decoherence effects from their solid-state environment [16–19]. In fact, it has been established that the density of sub-gap quasiparticles is often orders of magnitude higher than predictions from simple thermal population arguments [20, 21]. The incoherent processes involving these quasiparticles can change the parity of the ground state, and consequently destroy the topological protection. Characterizing the robustness of MEMs in their solid-state environments is therefore an imperative task in the quest toward topological quantum computing.

The advent of high-fidelity quantum processors and simulators suggests an alternative approach to exam-

* Corresponding author: abanin@google.com

† Corresponding author: pedramr@google.com

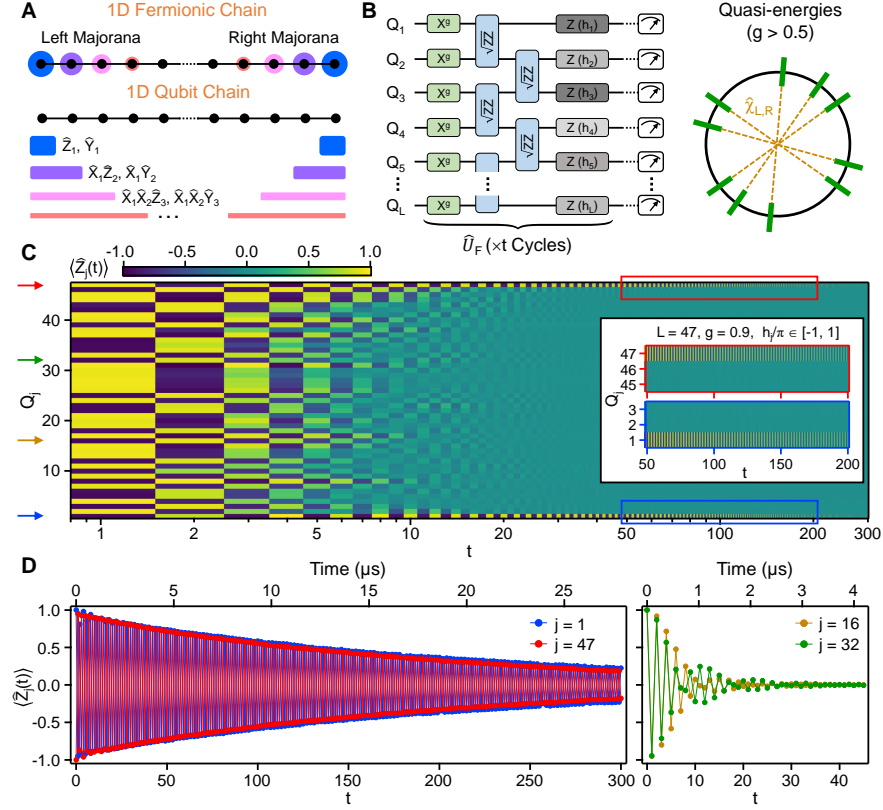


FIG. 1. Observation of long-lived edge modes in a kicked Ising model. (A) Schematic illustration of the Jordan-Wigner transformation between a 1D fermionic Kitaev chain and a qubit chain. In the fermionic (qubit) chain, the sizes (widths) of the colored spheres (bars) denote the relative weights of the edge modes in the Majorana fermion (Pauli) basis. (B) Left: Quantum circuit implementation of a kicked transverse Ising model. An identical unitary \hat{U}_F is repeated a total of t times. Right: Eigenstates of \hat{U}_F ($g > 0.5$), shown on a unit circle according to their quasienergies. (C) $\langle \hat{Z}_j(t) \rangle$ as a function of t and qubit location Q_j . The initial state is a random product state, $|0101001\dots\rangle$. Inset shows $\langle \hat{Z}_j(t) \rangle$ for the three leftmost and rightmost qubits, between $t = 50$ and $t = 200$. (D) $\langle \hat{Z}_j(t) \rangle$ for the two edge qubits $i = 1, 47$ (left panel) and two qubits within the bulk $i = 16, 32$ (right panel). Top axis for each plot indicates real time, calculated based on the time needed to execute \hat{U}_F (93 ns). Locations for the qubits shown in this panel are also indicated by colored arrows in panel C.

ine the realistic extent of protection for a given symmetry [22–24]. Here we use Jordan-Wigner transformation (JWT) to map the Kitaev model to an Ising spin model, which is more compatible with a chain of qubits [25, 26], and study the stability of the MEMs. The JWT also maps each MEM, commonly represented by a sum of local Majorana operators in the fermionic chain, to a sum of Pauli spin operators that can be individually characterized on a quantum processor (Fig. 1A). Given the non-local nature of the JWT, MEMs in the Pauli basis may first appear disadvantageous since they are prone to local symmetry-breaking noise. However, the environment generally does not respect the underlying symmetry of a quantum system and it is therefore meaningful to examine protection against physical noise in every solid-state realization of MEMs.

The experiment is conducted on an open-ended chain of $L = 47$ superconducting qubits (see Supplementary Materials (SM) for device details [27]). The qubit chain is periodically driven by a quantum circuit corresponding

to a kicked Ising model (Fig. 1B), with the Floquet cycle unitary:

$$\hat{U}_F = e^{-\frac{i}{2} \sum_{j=1}^L h_j \hat{Z}_j} e^{-\frac{i\pi J}{2} \sum_{j=1}^{L-1} \hat{Z}_j \hat{Z}_{j+1}} e^{-\frac{i\pi g}{2} \sum_{j=1}^L \hat{X}_j}, \quad (1)$$

where \hat{X}_j , \hat{Y}_j and \hat{Z}_j denote Pauli operators acting on a given qubit Q_j . In our work, we fix $J = 1/2$ and focus on an essentially non-equilibrium regime ($g > 0.5$) of the Floquet model that, in the integrable limit $h_j = 0$, exhibits \mathbb{Z}_2 spin-flip symmetry and hosts two so-called π -MEMs, $\hat{\chi}_L$ and $\hat{\chi}_R$ [28, 29]. The π -MEMs anti-commute with \hat{U}_F in the large L limit:

$$\hat{\chi}_L \hat{U}_F = -\hat{U}_F \hat{\chi}_L, \quad \hat{\chi}_R \hat{U}_F = -\hat{U}_F \hat{\chi}_R, \quad (2)$$

While the MEMs underly two-fold degeneracy of the ground state in the Kitaev model, the π -MEMs lead to π -pairing of the quasienergy levels in our model (Fig. 1B): Every many-body eigenstate of the Floquet operator with

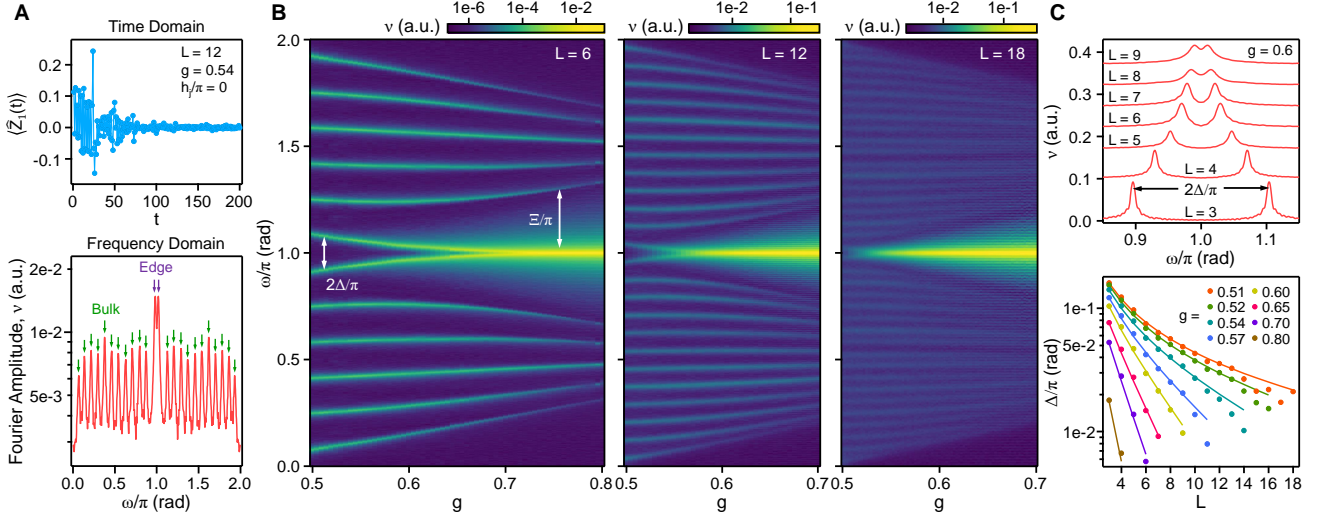


FIG. 2. Quasienergy spectroscopy. (A) Top: $\langle \hat{Z}_1(t) \rangle$ measured in the integrable limit $h_j = 0$ and system size $L = 12$. Bottom: Frequency-dependent amplitude $\nu(\omega)$ of the Fourier transform of $\langle \hat{Z}_1(t) \rangle$. The arrows indicate the single-particle quasienergy peaks for the bulk and edge fermionic modes. (B) ν as a function of both frequency ω/π and g , measured for three different values of L . $h_j = 0$ in all cases. To obtain the spectra, $\langle \hat{Z}_1(t) \rangle$ is measured up to $t = 300, 200$ and 150 cycles for $L = 6, 12$ and 18 , respectively. (C) Top: $\nu(\omega)$ for different L , showing the quasienergy peaks of the hybridized MEMs with a splitting $2\Delta/\pi$. Data are offset for clarity. Bottom: Δ/π measured as a function of L at different values of g . Solid lines represent exact numerical results from diagonalizing \hat{U}_F in the fermionic basis [27]. Random product states are used as initial states in all measurements.

quasienergy θ has a “partner” state with quasienergy $\theta + \pi$ [30]. The transition between any paired eigenstates is enabled by an application of $\hat{\chi}_L$ or $\hat{\chi}_R$.

In the presence of finite local fields $h_j \neq 0$, \hat{U}_F is no longer integrable and the \mathbb{Z}_2 -symmetry is also broken. We begin by searching for signatures of stable edge modes in this regime and focusing on the \hat{Z} operators which, in the JWT, have large overlap with MEMs on the edge (Fig. 1A). Figure 1C shows experimental measurements of $\langle \hat{Z}_j(t) \rangle$ for all qubits in the chain, where we have chosen h_j/π from a random uniform distribution $[-1, 1]$. We observe a stark contrast in behavior of the edge qubits, Q_1 and Q_{47} , and qubits within the chain, Q_2 to Q_{46} . Whereas $\langle \hat{Z}_j(t) \rangle$ decays rapidly to 0 after ~ 20 cycles for any qubit in the bulk, $\langle \hat{Z}_j(t) \rangle$ decays much more slowly for the edge qubits. In addition, $\langle \hat{Z}_j(t) \rangle$ for each edge qubit shows a subharmonic oscillation at a period twice that of the drive \hat{U}_F . The bulk-edge difference is further illustrated in Fig. 1D, where data for four qubits are shown. Notably, we find that the lifetime (i.e. time for decaying to $1/e$) for the edge qubit Q_1 (Q_{47}) is $19.5 \mu\text{s}$ ($17.2 \mu\text{s}$). These values are close to the typical single-qubit $T_1 = 22.2 \mu\text{s}$ on the device – a preliminary indication for the resilience of the MEMs toward external decoherence as well as internal integrability- and symmetry-breaking fields.

Whereas the decoherence resilience of the observed oscillations reflects the properties of the many-body spectrum, their stability to changes of \hat{U}_F parameters can be understood starting from the excitation spectrum in the

integrable limit, $h_j = 0$. In this limit, the eigenstates and spectrum of \hat{U}_F have a conceptually simpler description in terms of non-interacting Bogoliubov fermionic quasiparticles. The quasi-energy spectrum can be obtained via a Fourier analysis of time-domain signals [31] (see Sections III and V of the SM [27]). Figure 2A shows measurements of $\langle \hat{Z}_1(t) \rangle$ ($h_j = 0$) for a short chain $L = 12$. The time evolution for $\langle \hat{Z}_1(t) \rangle$ is now seemingly featureless, which results from interference between different eigenmodes of \hat{U}_F . To obtain the quasienergies, a Fourier transform of the time-domain data is then performed, with the results also shown in Fig. 2A. The Fourier spectrum $\nu(\omega)$ reveals a total of $2L$ distinct peaks at values of ω corresponding to the quasienergies of the $2L$ non-interacting fermionic modes in the system.

The two dominant peaks close to $\omega = \pi$ in the spectrum of Fig. 2A are associated with the MEMs, which are split in quasi-energy due to their hybridization in this short chain. To confirm this interpretation, we change the localization length ξ of the MEMs by tuning g and measure the spectra over three different system sizes. The results, shown in Fig. 2B, reveal two important features: First, we observe that the quasienergy splitting 2Δ of the two MEMs decreases as g increases. This is due to a reduced ξ that leads to weaker hybridization between $\hat{\chi}_L$ and $\hat{\chi}_R$. Second, we observe a finite quasienergy gap Ξ between the MEMs and the other bulk fermionic modes, which also increases at larger g . This quasienergy gap, which crucially remains open as L increases, suppresses transitions between bulk and edge states even in the pres-

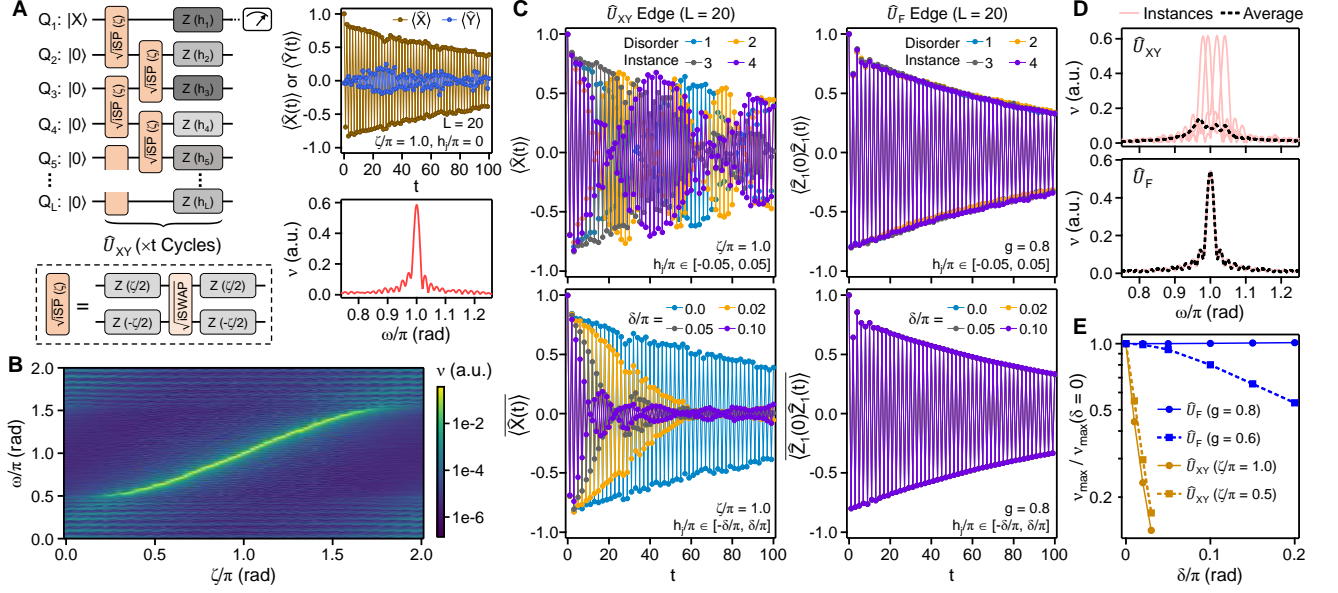


FIG. 3. Low-frequency noise resilience of MEMs and comparison with unprotected edge modes. (A) Left: Quantum circuit corresponding to the XY model, where an identical cycle unitary \hat{U}_{XY} is applied t times. Right: Top panel shows $\langle \hat{X}(t) \rangle$ and $\langle \hat{Y}(t) \rangle$ measured at Q_1 , with the control parameter $\zeta/\pi = 1.0$ and no disorder $h_j/\pi = 0$. Lower panel shows the Fourier spectrum $\nu(\omega)$ of $\langle \hat{X}(t) \rangle + i \langle \hat{Y}(t) \rangle$. (B) $\nu(\omega)$ as a function of ω/π and ζ for the \hat{U}_{XY} model, where $\langle \hat{X}(t) \rangle$ and $\langle \hat{Y}(t) \rangle$ are measured up to $t = 100$. (C) Top panels: $\langle \hat{X}(t) \rangle$ ($\langle \hat{Z}_1(0)\hat{Z}_1(t) \rangle$) for the \hat{U}_{XY} (\hat{U}_F) edge modes, measured for 4 different disorder realizations with $h_j/\pi \in [-0.05, 0.05]$. Bottom panels: Disorder-averaged $\langle \hat{X}(t) \rangle$ ($\langle \hat{Z}_1(0)\hat{Z}_1(t) \rangle$) for the \hat{U}_{XY} (\hat{U}_F) edge mode, shown over 4 different disorder strengths δ . 80 disorder instances $h_j/\pi \in [-\delta/\pi, \delta/\pi]$ are used for averaging in each case, and the initial states are additionally randomized between instances for \hat{U}_F . (D) Red lines: Fourier spectra $\nu(\omega)$ obtained from the disorder instances in the upper panels of C. Black lines: $\nu(\omega)$ for the disorder-averaged observables ($\delta = 0.05$) in the lower panels of C. (E) Maximum Fourier amplitude ν_{\max} as a function of δ . Data are normalized by ν_{\max} at $\delta = 0$.

ence of integrability-breaking fields [32] (See Section IV of the SM for further discussion [27]), an effect known as prethermalization [33–36]. Prethermalization also effectively restores the system’s \mathbb{Z}_2 -symmetry and is the key to the long lifetimes of the MEMs.

While the bulk gap protects the MEMs from internal thermalization, the finite quasi-energy difference 2Δ between the two MEMs is sensitive to disorder fluctuations. Such a sensitivity may lead to dephasing of the MEMs through low-frequency noise [19]. This effect may be suppressed by reducing the hybridization between $\hat{\chi}_L$ and $\hat{\chi}_R$, which is achievable through increasing either g (Fig. 2B) or L . The dependence of Δ on L is mapped out in detail by the experimental measurements shown in Fig. 2C. We observe that for $g > 0.6$, Δ is exponentially suppressed by larger L , in agreement with theory [27]. For $g < 0.6$, the suppression is no longer exponential due to proximity to the phase transition point $g = 0.5$ where the bulk gap closes. We also find excellent agreement between exact numerical results and experimental measurements even for $\Delta/\pi \approx 0.01$, which is a result of accurate gate calibrations described in the SM [27].

We now perform a systematic study on the low-frequency noise resilience of the MEMs for a moderately long chain, $L = 20$. For this study, we have also ex-

perimentally realized edge modes in a different Floquet model with a cycle unitary \hat{U}_{XY} illustrated in Fig. 3A. Here \hat{U}_{XY} consists of two layers of two-qubit gates applied between all nearest-neighbor qubits, $\sqrt{\text{ISP}}(\zeta) = e^{-i\frac{\zeta}{4}(\hat{Z}_j - \hat{Z}_{j+1})} e^{-i\frac{\pi}{4}(\hat{\sigma}_j^+ \hat{\sigma}_{j+1}^- + \hat{\sigma}_j^- \hat{\sigma}_{j+1}^+)} e^{-i\frac{\zeta}{4}(\hat{Z}_j - \hat{Z}_{j+1})}$, where $\hat{\sigma}^{+,-}$ denotes Pauli raising and lowering operators. In the single-excitation subspace and for $0.25 \lesssim \zeta/\pi \lesssim 1.75$, \hat{U}_{XY} exhibits two localized but generally non-degenerate edge modes unprotected by symmetry (see Supplement of Ref. [37]). To probe one of the edge modes, we prepare the system in a superposition state $\frac{1}{\sqrt{2}}(|0000\dots\rangle + |1000\dots\rangle)$ and evolve it t times by \hat{U}_{XY} (Fig. 3A). $\langle \hat{X}(t) \rangle$ and $\langle \hat{Y}(t) \rangle$ of Q_1 are then measured at the end. For this particular choice of control parameter $\zeta/\pi = 1.0$, we observe subharmonic response in $\langle \hat{X}(t) \rangle$, similar to the MEMs of the \hat{U}_F model. The Fourier spectrum $\nu(\omega)$ of $\langle \hat{X}(t) \rangle + i \langle \hat{Y}(t) \rangle$ also shows a quasienergy peak at $\omega = \pi$.

Despite these apparent similarities, the quasienergy dependence of the \hat{U}_{XY} edge mode on the control parameter differs qualitatively from that of \hat{U}_F . Figure 3B shows ν measured as a function of ζ and ω , where a dominant quasienergy peak corresponding to the \hat{U}_{XY} edge mode is visible for $0.25 \lesssim \zeta/\pi \lesssim 1.75$. Unlike the \hat{U}_F edge

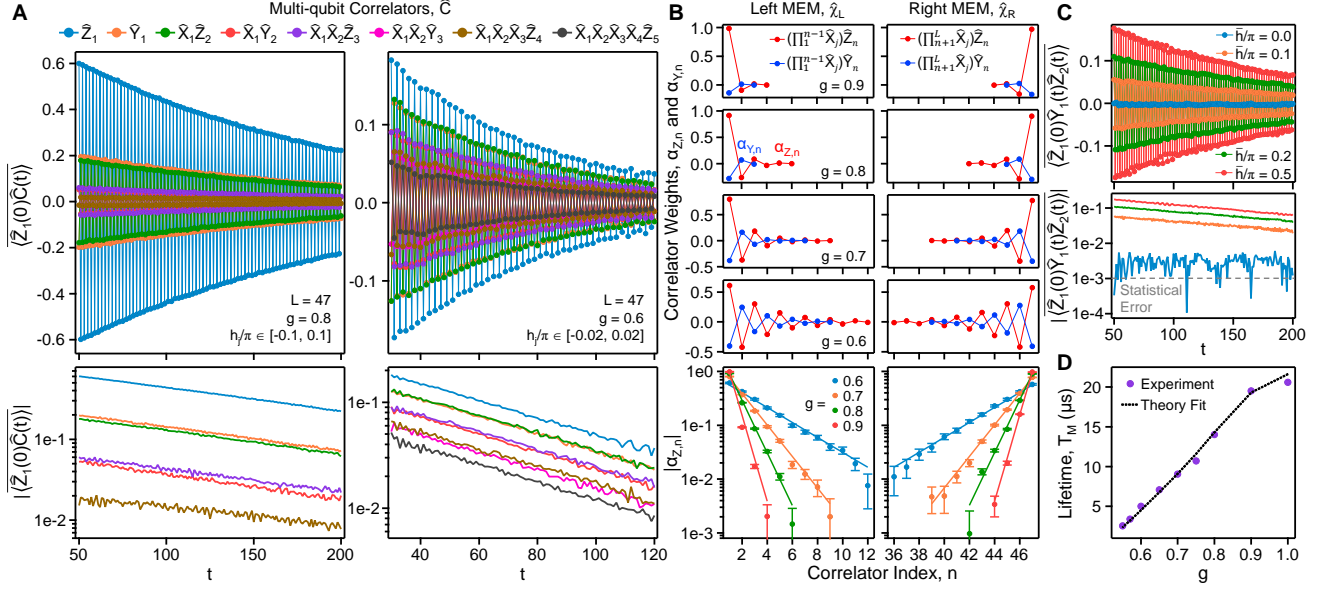


FIG. 4. Reconstructing the Pauli operator expansion of MEMs. (A) Upper panels: Correlators $\langle \hat{Z}_1(0)\hat{C}(t) \rangle$ for $g = 0.8$ and $g = 0.6$, with the compositions of $\hat{C}(t)$ shown in the legend. Here the $g = 0.8$ ($g = 0.6$) data are averaged over 10 (12) disorder realizations and initial random product states. Lower panels show the absolute values of the correlators, $|\langle \hat{Z}_1(0)\hat{C}(t) \rangle|$. (B) Top 8 panels show experimentally reconstructed Pauli operator expansion of the MEMs $\hat{\chi}_{L,R}$. $\alpha_{Z,n}$ and $\alpha_{Y,n}$ correspond to the coefficients of the Pauli operators shown in the legends. Bottom panels show experimental values of $|\alpha_{Z,n}|$ (points) and theoretical predictions (solid lines). Error bars correspond to statistical uncertainty due to single-shot measurements (see Methods in SM [27]). (C) Top panel: $\langle \hat{Z}_1(0)\hat{Y}_1(t)\hat{Z}_2(t) \rangle$ for different average local fields \bar{h} , such that $h_j \in [\bar{h} - 0.1, \bar{h} + 0.1]$. Bottom panel: Absolute values $|\langle \hat{Z}_1(0)\hat{Y}_1(t)\hat{Z}_2(t) \rangle|$ over t . Dashed line denotes statistical errors. (D) Lifetime T_M of the left MEM $\hat{\chi}_L$ as a function of g . Dashed line shows fit to theory, with best-fit single-qubit $T_1 = 21.6 \mu\text{s}$ and $T_2 = 9.3 \mu\text{s}$ (see Section VII of the SM [27]). In all panels, a small disorder in h_j is added to mimic the effect of low-frequency noise.

mode whose quasienergy asymptotically approaches π as g increases, the quasienergy of the \hat{U}_{XY} edge mode is first-order sensitive to ζ at all values of ζ . This distinction leads to dramatically different robustness of the two models toward low-frequency noise in h_j , which we explore next.

The upper panels of Fig. 3C show $\langle \hat{X}(t) \rangle$ ($\langle \hat{Z}_1(0)\hat{Z}_1(t) \rangle$) of the \hat{U}_{XY} (\hat{U}_F) model, measured for four different realizations of h_j/π which are uniformly chosen from $[-0.05, 0.05]$. We observe that $\langle X(t) \rangle$ exhibits beating patterns that depend sensitively on the disorder realization. On the other hand, $\langle \hat{Z}_1(0)\hat{Z}_1(t) \rangle$ is virtually unchanged between different disorder realizations. The impact of low-frequency noise on each edge mode realization is then emulated by averaging the corresponding observable over an ensemble of disorder realizations, which mimics the process of dephasing. The disorder-averaged $\langle \hat{X}(t) \rangle$ in the \hat{U}_{XY} model, shown in the lower panel of Figure 3C, decays significantly faster as the disorder strength δ increases. On the other hand, $\langle \hat{Z}_1(0)\hat{Z}_1(t) \rangle$ in the \hat{U}_F model remains unchanged over δ .

The sensitivity of the two edge mode realizations toward low-frequency noise is further elucidated by inspecting the Fourier spectrum $\nu(\omega)$ of each disorder realization, shown in Fig. 3D. Here we observe that the

quasienergy peak for the \hat{U}_{XY} edge mode is different for each disorder realization, resulting in a broadened spectrum with a lower peak height upon averaging. On the other hand, the quasienergy peak for \hat{U}_F remains stable at $\omega = \pi$, irrespective of disorder realizations. Lastly, we measure the disorder-averaged quasienergy peak height, $\nu_{\text{max}} = \text{Max}[\nu(\omega)]$, and show the results in Fig. 3E. For the \hat{U}_{XY} model, we observe that ν_{max} decays exponentially as a function of δ irrespective of ζ . For the \hat{U}_F model, ν_{max} is completely insensitive to δ for sufficiently localized MEMs ($g = 0.8$) and remains insensitive for small $\delta < 0.05$ even in the more delocalized regime $g = 0.6$. These results demonstrate that the stability of the spectral π -pairing in \hat{U}_F is the key in protecting the MEMs against low frequency noise.

Finally, we examine the noise resilience of the higher order Pauli operators \hat{C} in the JWT of $\hat{\chi}_{L,R}$, using the full $L = 47$ qubit chain. Figure 4A shows the late-time evolution of eight such multi-qubit Pauli operators. We observe that each $\hat{Z}_1(0)\hat{C}(t)$ exhibits a similar subharmonic response with an amplitude that decreases when \hat{C} has larger support or when \hat{C} ends with \hat{Y} instead of \hat{Z} . Strikingly, as shown also in Fig. 4A, the absolute values of these operators, $|\hat{Z}_1(0)\hat{C}(t)|$, exhibit nearly identical decay rates despite their different lengths and

compositions. This observation is contrary to naive expectations, wherein the decay rate of a quantum operator is expected to scale with the number of qubits it incorporates. The result may be qualitatively understood by the fact that $\hat{\chi}_L$ and $\hat{\chi}_R$ anti-commute with \hat{U}_F (Eqn. 2) and are conserved under the Floquet dynamics. Even though external decoherence and integrability-breaking fields violate this commutation, $\hat{\chi}_{L,R}$ remains a slowly decaying mode (see Section VII of the SM [27]). As a result, any multi-qubit operator having a finite overlap with $\hat{\chi}_{L,R}$ will exhibit a slow-decaying expectation value in its late-time dynamics, with an amplitude proportional to the overlap.

The uniform decay rates of $\overline{\hat{Z}_1(0)\hat{C}(t)}$ inform an experimental strategy for reconstructing the expansion of the MEMs in the Pauli operator basis:

$$\hat{\chi}_{L,R} = \sum_{n=1}^L \left[\alpha_{Z,n} \left(\prod_{j=M}^N \hat{X}_j \right) \hat{Z}_n + \alpha_{Y,n} \left(\prod_{j=M}^N \hat{X}_j \right) \hat{Y}_n \right], \quad (3)$$

where the products over j have limits $N = n - 1$ and $M = 1$ for $\hat{\chi}_L$, and $N = L$ and $M = n + 1$ for $\hat{\chi}_R$ [38]. The coefficients $\alpha_{Z,n}$ and $\alpha_{Y,n}$ normalize to unity for $L = \infty$: $\sum_n |\alpha_{Z,n}|^2 + |\alpha_{Y,n}|^2 = 1$. To estimate their values, we measure different $\overline{\hat{Z}_1(0)\hat{C}(t)}$ at 10 late-time cycles. The average value of each operator and the normalization condition allow us to determine the ideal values of $\alpha_{Z,n}$ and $\alpha_{Y,n}$ (see Methods and Section VI of the SM for details [27]).

The experimentally measured coefficients, shown in Fig. 4B for four values of g , both oscillate in sign and decay exponentially as n moves away from the edge. The decay rate is also observed to decrease as g approaches the critical value $g = 0.5$. This is due to that fact that the decay constant for the coefficients is the localization length ξ of the MEMs, which diverges at $g = 0.5$ (see Section III of the SM [27]). A comparison between theoretical and experimental values of $|\alpha_{Z,n}|$ is shown in the bottom panels of Fig. 4B, where good agreement is found over a span of nearly three orders of magnitude.

We conclude by remarking on two future research directions opened by our current work. First, we find that even in the presence of decoherence, the operator expansion of conserved quantities such as MEM can be accurately determined. This error-mitigation strategy may be applied to study integrals of motion in physical models that are more difficult to compute classically. As a demonstration, Figure 4C shows the time-dependent expectation values of a particular operator $\hat{Y}_1\hat{Z}_2$ in the presence of a constant integrability-breaking field, \bar{h} . At $\bar{h} = 0$, the operator has no overlap with the MEMs and almost zero expectation values at late times. As \bar{h} increases, $\hat{Y}_1\hat{Z}_2$ develops non-zero overlap with the MEMs and shows subharmonic oscillations with an envelope that changes with \bar{h} . While the response here can still be theoretically approximated (Section IV of the SM [27]), these data nevertheless indicate the feasibility of applying our experimental protocol to non-integrable dynamics.

A second direction pertains to the future usage of MEMs to enable symmetry-protected quantum gates. As demonstrated in our work, the rigid π -pairing in the many-body spectrum gives rise to stable subharmonic oscillation that is insensitive to both low-frequency noise and small coherent errors within \hat{U}_F . These properties are further explored in Fig. S4 and Fig. S7 of the SM [27], where they are shown to be advantageous to quantum operations relying on the fine tuning of system parameters. Furthermore, this stability comes at little cost in coherence times: Figure 4D shows experimentally measured lifetime T_M of $\hat{\chi}_L$ as a function of g . For $g \geq 0.9$, T_M becomes nearly the same as single-qubit T_1 .

While our results represent a firm step toward harnessing the inherent symmetry of many-body quantum systems for built-in error protection, the noise resilience here applies to only some but not all qubit errors. A key question for future works is whether these techniques can be extended to achieve the levels of protection comparable to active error-correction codes, such as repetition code and eventually surface code. One challenge is that braiding the MEMs in our current model may involve noise-sensitive non-local qubit operations. This can potentially be addressed by using symmetry-protected MEMs in closely related models with next nearest neighbor interactions [39, 40], where two degenerate MEMs reside on each end of the chain. Logical operation is then done by simple local Pauli operations more robust against qubit noise. A second challenge is protection from qubit T_1 decay, which may be possible via algorithmic cooling. A detailed exploration of these possibilities will be done in future experiments.

Acknowledgements— We have benefited from discussions with M. H. Devoret, L. G. Dias, I. K. Drozdov, P. Ghaemi, and A. Rahmani. D. Bacon is a CIFAR Associate Fellow in the Quantum Information Science Program.

Author contributions— D. A. Abanin and V. Smelyanskiy conceived the project. X. Mi, D. A. Abanin and V. Smelyanskiy designed the experiment. X. Mi executed the experiment. P. Roushan, X. Mi, D. A. Abanin, M. Sonner and M. Niu performed analysis of the experimental results. K. W. Lee and B. Foxen contributed to measurements in the Supplementary Materials. X. Mi, P. Roushan and D. A. Abanin wrote the manuscript. V. Smelyanskiy and P. Roushan led and coordinated the project. Infrastructure support was provided by Google Quantum AI. All authors contributed to revising the manuscript and the Supplementary Materials.

Data availability— The experimental data contained in the main text and Supplementary Materials will be included with final publication of the manuscript.

Code availability— The Python simulation code used in theoretical analysis will be included with the final publication of the manuscript.

Competing interests— The authors declare no competing interests.

-
- [1] D. A. Lidar, I. L. Chuang, K. B. Whaley, *Phys. Rev. Lett.* **81**, 2594 (1998).
- [2] D. Bacon, J. Kempe, D. A. Lidar, K. B. Whaley, *Phys. Rev. Lett.* **85**, 1758 (2000).
- [3] A. Y. Kitaev, *Ann. Phys.* **303**, 2 (2003).
- [4] C. Nayak, S. H. Simon, A. Stern, M. Freedman, S. Das Sarma, *Rev. Mod. Phys.* **80**, 1083 (2008).
- [5] A. G. Fowler, M. Mariantoni, J. M. Martinis, A. N. Cleland, *Phys. Rev. A* **86**, 032324 (2012).
- [6] A. Y. Kitaev, *Phys. Usp.* **44**, 131 (2001).
- [7] N. Read, D. Green, *Phys. Rev. B* **61**, 10267 (2000).
- [8] R. M. Lutchyn, J. D. Sau, S. Das Sarma, *Phys. Rev. Lett.* **105**, 077001 (2010).
- [9] Y. Oreg, G. Refael, F. von Oppen, *Phys. Rev. Lett.* **105**, 177002 (2010).
- [10] V. Mourik, *et al.*, *Science* **336**, 1003 (2012).
- [11] L. P. Rokhinson, X. Liu, J. K. Furdyna, *Nat. Phys.* **8**, 795 (2012).
- [12] A. Das, *et al.*, *Nat. Phys.* **8**, 887 (2012).
- [13] S. Nadj-Perge, *et al.*, *Science* **346**, 602 (2014).
- [14] S. M. Albrecht, *et al.*, *Nature* **531**, 206 (2016).
- [15] P. Yu, *et al.*, *Nat. Phys.* **17**, 482 (2021).
- [16] G. Goldstein, C. Chamon, *Phys. Rev. B* **84**, 205109 (2011).
- [17] M. Cheng, R. M. Lutchyn, S. Das Sarma, *Phys. Rev. B* **85**, 165124 (2012).
- [18] J. C. Budich, S. Walter, B. Trauzettel, *Phys. Rev. B* **85**, 121405 (2012).
- [19] C. Knapp, T. Karzig, R. M. Lutchyn, C. Nayak, *Phys. Rev. B* **97**, 125404 (2018).
- [20] E. M. Levenson-Falk, F. Kos, R. Vijay, L. Glazman, I. Siddiqi, *Phys. Rev. Lett.* **112**, 047002 (2014).
- [21] K. Serniak, *et al.*, *Phys. Rev. Lett.* **121**, 157701 (2018).
- [22] R. Blatt, C. F. Roos, *Nat. Phys.* **8**, 277 (2012).
- [23] C. Gross, I. Bloch, *Science* **357**, 995 (2017).
- [24] I. Carusotto, *et al.*, *Nat. Phys.* **16**, 268 (2020).
- [25] L. S. Levitov, T. P. Orlando, J. B. Majer, J. E. Mooij, <https://arxiv.org/abs/cond-mat/0108266> (2001).
- [26] J. Q. You, Z. D. Wang, W. Zhang, F. Nori, *Sci. Rep.* **4**, 5535 (2014).
- [27] *Supplementary materials are available online .*
- [28] M. Thakurathi, A. A. Patel, D. Sen, A. Dutta, *Phys. Rev. B* **88**, 155133 (2013).
- [29] D. J. Yates, F. H. L. Essler, A. Mitra, *Phys. Rev. B* **99**, 205419 (2019).
- [30] V. Khemani, A. Lazarides, R. Moessner, S. L. Sondhi, *Phys. Rev. Lett.* **116**, 250401 (2016).
- [31] P. Roushan, *et al.*, *Science* **358**, 1175 (2017).
- [32] P. Fendley, *J. Phys. A: Math. Theor.* **49**, 30LT01 (2016).
- [33] D. Abanin, W. De Roeck, W. W. Ho, F. Huveneers, *Commun. Math. Phys.* **354**, 809 (2017).
- [34] T. Mori, T. Kuwahara, K. Saito, *Phys. Rev. Lett.* **116**, 120401 (2016).
- [35] D. V. Else, B. Bauer, C. Nayak, *Phys. Rev. X* **7**, 011026 (2017).
- [36] D. V. Else, P. Fendley, J. Kemp, C. Nayak, *Phys. Rev. X* **7**, 041062 (2017).
- [37] C. Neill, *et al.*, *Nature* **594**, 508 (2021).
- [38] In Eqn 3, product terms $\prod_{j=M}^N \hat{X}_j$ with $N < M$ should be treated as identity \hat{I} . Additionally, the JWT of $\hat{\chi}_R$ should, in principle, have higher weights in longer Pauli strings, with the dominant string being $(\prod_{j=1}^{L-1} \hat{X}_j) \hat{Y}_L$. This is equivalent to \hat{Z}_L up to the parity transformation $\prod_{j=1}^L \hat{X}_j$ which commutes with \hat{U}_F . In Eqn. 3, $\hat{\chi}_R$ is expressed in this alternative form and has a leading term $\alpha_{Z,L} \hat{Z}_L$. Such a basis requires measurements of shorter Pauli strings.
- [39] M. Y. Niu, *et al.*, *Phys. Rev. B* **85**, 035110 (2012).
- [40] Y. Bahri, R. Vosk, E. Altman, A. Vishwanath, *Nat. Commun.* **6**, 7341 (2015).
- [41] F. Arute, *et al.*, *Nature* **574**, 505 (2019).
- [42] X. Mi, *et al.*, *Science* **374**, 1479 (2021).
- [43] X. Mi, *et al.*, *Nature* **601**, 531 (2022).
- [44] Z. Chen, *et al.*, *Phys. Rev. Lett.* **116**, 020501 (2016).
- [45] E. Lucero, *et al.*, *Phys. Rev. A* **82**, 042339 (2010).
- [46] F. Arute, *et al.*, <https://arxiv.org/abs/2010.07965> (2020).
- [47] J. Bylander, *et al.*, *Nat. Phys.* **7**, 565 (2011).
- [48] O. E. Dial, *et al.*, *Phys. Rev. Lett.* **110**, 146804 (2013).
- [49] A. Lerose, M. Sonner, D. A. Abanin, *Phys. Rev. B* **104**, 035137 (2021).
- [50] D. A. Abanin, W. De Roeck, W. W. Ho, F. m. c. Huveneers, *Phys. Rev. B* **95**, 014112 (2017).
- [51] P. Fendley, *J. Phys. A: Math. Theor.* **49**, 30LT01 (2016).
- [52] A. Lerose, M. Sonner, D. A. Abanin, *Phys. Rev. X* **11**, 021040 (2021).
- [53] M. Sonner, A. Lerose, D. A. Abanin, <https://arxiv.org/abs/2103.13741> (2021).

Supplementary Materials

Materials and Methods

Quantum processor details are described in Section I of the Supplementary Materials. The \sqrt{ZZ} gates used in this work are implemented with a combination of two-qubit CZ gates and local Z gates.

For reconstructing the operator expansion in Fig. 4B of the main text, we measure different correlators at ten fixed cycles and average the results (while accounting for the alternating \pm signs of the correlators). Higher order correlators that are too small to resolve in experiment (i.e. when it is $\lesssim 10^{-3}$) are not measured. The cycles used are $t = 170$ to 180 for $g = 0.9$, $t = 140$ to 150 for $g = 0.8$, $t = 120$ to 130 for $g = 0.7$ and $t = 90$ to 100 for $g = 0.6$. The average values of the measured correlators are then re-scaled by their norm, $A_{\text{norm}} = \sqrt{\sum_{\{\hat{C}\}} |\langle \hat{Z}_1(0) \hat{C}(t) \rangle|^2}$. Here the overline denotes further averaging over 10 random instances of initial states and disorders in $h_j/\pi \in [-\delta/\pi, \delta/\pi]$, where δ/π is chosen to be 0.1 for $g = 0.9$ and $g = 0.8$, and 0.02 for $g = 0.7$ and $g = 0.6$. The error bars in Fig. 4B of the main text are estimated based on the number of measurement shots, N_{shots} , which gives a statistical uncertainty of $1/\sqrt{N_{\text{shots}}}$. This uncertainty is further amplified by the normalization procedure to a final value of $1/(A_{\text{norm}}\sqrt{N_{\text{shots}}})$.

CONTENTS

References	7
I. Quantum processor details	8
A. Coherence times and gate fidelities	8
B. Gate calibration	9
II. Extended data	10
A. Low-frequency noise response in the delocalized regimes	10
B. Edge mode sensitivity to native device fluctuation	10
C. Multi-qubit correlators for the right edge mode	12
D. Edge mode lifetime as a function of g	12
E. Comparison between edge mode and single-qubit Rabi experiments	12
III. Edge modes in an integrable chain	14
A. Quasienergy spectrum and phase diagram	14
B. Edge modes	15
C. Hybridization of edge modes in a finite chain and π -eigenstate pairing	16
IV. Robustness of edge modes with respect to perturbations	16
A. Prethermalization	16
B. Application to perturbed kicked Ising chain	17
C. Correction to the Majorana operator due to weak z -fields	18
D. π -pairing in a non-integrable model	19
V. Reconstructing single-particle spectrum	19
VI. Extracting the Majorana operator	20
VII. Effect of decay and dephasing	21
VIII. Simulations of dissipative many-body dynamics	23

I. QUANTUM PROCESSOR DETAILS

A. Coherence times and gate fidelities

The quantum processor used in our experiments consists of a 2D grid of superconducting transmon qubits that have both tunable frequencies and tunable interqubit couplings, similar in design to the Sycamore processor used in

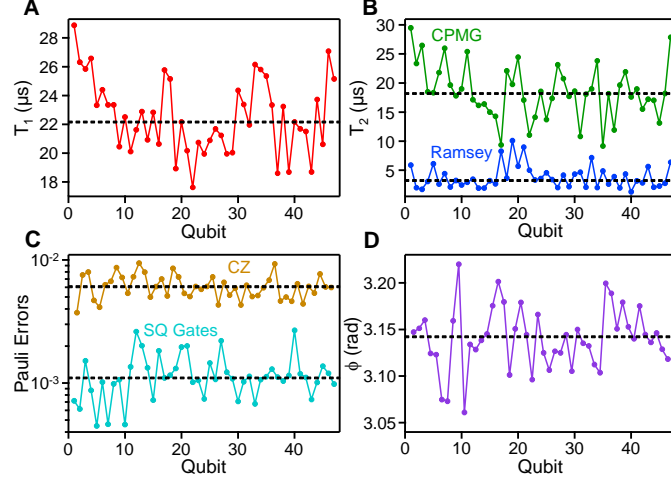


FIG. S1. Coherence times and gate fidelities. (A) Single-qubit T_1 vs qubit location. (B) Single-qubit T_2 vs qubit location, obtained by Ramsey interferometry (T_2^*) and Carr-Purcell-Meiboom-Gill (CPMG) dynamical decoupling (T_2^{CPMG}). (C) Pauli error rates for both single-qubit and CZ gates. Error rates for single-qubit gates are obtained through randomized benchmarking (RB) with Clifford gates. Error rates for CZ are obtained from cross-entropy benchmarking (XEB) with random circuits comprising cycles of interleaved CZ and single-qubit rotations, similar to previous experiments [41–43]. Single-qubit error rates are then subtracted from the resulting cycle errors to arrive at the CZ error rates. (D) Conditional phase ϕ for each CZ gate, obtained from Floquet calibration [43]. All measurements in panels A through D are conducted in parallel across the 47-qubit chain. Dashed lines indicate the median values of different metrics.

Ref. [41]. A 1D chain of 47 qubits are chosen from the 2D grid and used to conduct the experiments described in the main text and the rest of Supplementary Materials (SM).

The coherence times (T_1 , T_2) for each qubit in the 1D chain are plotted in Fig. S1A and Fig. S1B. The median values are $T_1 = 22.2 \mu\text{s}$, $T_2^* = 3.2 \mu\text{s}$ and $T_2^{\text{CPMG}} = 18.2 \mu\text{s}$. The Pauli error rates for single-qubit gates (i.e. $\pi/2$ and π rotations around the X or Y axis) and CZ gates are obtained from simultaneous operation of all qubits and plotted in Fig. S1C. Here the median error rate is 0.0011 for the SQ gates and 0.0061 for the CZ gates. The conditional phase ϕ is characterized for each CZ gate using the technique of Floquet calibration [37, 43] and shown in Fig. S1D. Here we find a median value of 3.142 rad and a root-mean-square (RMS) deviation of 0.033 rad from the target value of π . Lastly, we note that Floquet calibration is also used to characterize the residual iSWAP angles of the CZ gates which are found to be very small on this quantum processor, having a median value of just $\theta = 0.003$ rad [43].

B. Gate calibration

For the two-qubit gates (i.e. CZ) used in this work, we employ Floquet calibration to measure and rectify coherent errors. Details on the pulse sequences used in the calibration are described in our previous publications, e.g. Section II of the Supplementary Information for Ref. [43]. In this section, we discuss additional calibration details concerning single-qubit gates used in the experiment. Reducing coherent errors in single-qubit gates is important for resolving the energy spectra in Fig. 2 of the main text, particularly for the region where $g \sim 0.5$.

Single-qubit gates in our experiment are realized using microwave-driven transition between $|0\rangle$ and $|1\rangle$ states of a transmon qubit. The envelope of the microwave burst is modulated by the Derivative Reduction by Adiabatic Gate (DRAG) pulse shape to reduce leakage and phase errors [44]. The unitary for a single-gate realized using such pulse shapes may be parameterized as:

$$\hat{U}_{1q} = \begin{pmatrix} e^{i\frac{\epsilon}{2}} \cos\left(\frac{\pi}{2}g\right) & -ie^{-i\beta} \sin\left(\frac{\pi}{2}g\right) \\ -ie^{i\beta} \sin\left(\frac{\pi}{2}g\right) & e^{-i\frac{\epsilon}{2}} \cos\left(\frac{\pi}{2}g\right) \end{pmatrix}. \quad (\text{S1})$$

\hat{U}_{1q} has a total of three parameters, the Rabi angle g and two phases β and ϵ . While β is set by the phase of the microwave control pulse which is expected to be accurate, appreciable coherent errors in g and ϵ may occur due to miscalibrated microwave power and imperfections in the DRAG pulse shape, respectively [44, 45].

We now describe two simple Floquet circuits that calibrate ϵ and g to high precision. In the case of ϵ which has a target value of 0, we repeat an interleaved gate sequence $Z(\eta) \rightarrow \hat{U}_{1q} \rightarrow Z(\eta) \rightarrow \hat{U}_{1q}$ a total of d times, where d is

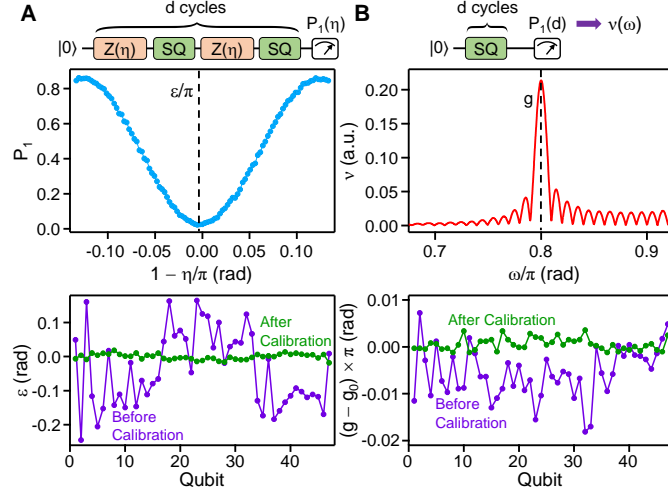


FIG. S2. Floquet calibration of single-qubit gates. (A) Top panel shows the calibration circuit used to measure the phase ϵ of a single-qubit gate, and example data set with $g = 0.8$ and averaged over $d = 12, 13, 14$. Bottom panel shows the values of ϵ for SQ gates applied to all qubits, before and after the Floquet calibration procedure. g is fixed at 0.8 for all qubits. (B) Top panel shows the calibration circuit for g with an example data set. Bottom panel shows the values of g for SQ gates applied to all qubits, before and after the Floquet calibration procedure.

fixed (Fig. S2A). When initialized in $|0\rangle$, the qubit returns exactly to the initial state after each Floquet cycle under the condition $1 - \eta/\pi = \epsilon/\pi$. As such, measuring the qubit excited state population P_1 as a function of η and identifying its global minimum allow ϵ to be determined, as illustrated by the top panel of Fig. S2A. Virtual Z gates are then added to compensate for the non-zero value of ϵ . We note that the precision of this protocol increases with the circuit depth d , since the width of the global minimum decreases for larger d . Values of ϵ across the qubit chain, obtained before and after the calibration procedure, are plotted in the bottom panel of Fig. S2A. A significant reduction in ϵ is seen, going from a RMS value of 0.116 rad before the calibration to only 0.008 rad after the calibration.

After calibrating ϵ , the Rabi angle θ is measured using another Floquet circuit shown in the top panel of Fig. S2B. Here the single-qubit gate is repeatedly applied a total of d times, with P_1 of the qubit measured after every gate application. The Fourier spectrum $\nu(\omega)$ of $P_1(d)$ is then computed, where a sharp peak is seen. The peak location indicates the value of g , as illustrated by the example data in Fig. S2B. Here the calibration precision also increases with d since larger number of cycles lead to a narrower width of the spectral peak. Once g is determined, the power of the microwave pulse is adjusted to reduce the deviation of g from its target value g_0 , $|g - g_0| \times \pi$. The calibration results across the qubit chain are plotted in the bottom panel of Fig. S2B, where the RMS error is seen to be reduced from 0.0078 rad to 0.0014 rad through the calibration procedure.

II. EXTENDED DATA

A. Low-frequency noise response in the delocalized regimes

In Fig. 3 of the main text, we used disorder averaging to probe the resilience to low-frequency noise and compared the behavior of the XY model (\hat{U}_{XY}) edge mode and the Majorana (\hat{U}_F) edge mode. The data presented there are focused on regimes where the edge modes are more spatially localized, i.e. $\zeta/\pi = 1.0$ and $g = 0.8$. Figure S3 shows the time- and frequency-domain data for the two models in their respective, more delocalized regimes ($\zeta/\pi = 0.5$ and $g = 0.6$). We observe that even in this more delocalized regime, the two models exhibit a qualitatively different behavior. The Fourier peak height ν_{\max} decreases rapidly for the \hat{U}_{XY} edge mode as the disorder strength δ increases. For the \hat{U}_F edge mode, ν_{\max} is much less sensitive to δ and shows little degradation for $\delta/\pi \leq 0.05$.

B. Edge mode sensitivity to native device fluctuation

In this section, we show experimental data that compare the impact of low-frequency noise native to the quantum device on the \hat{U}_F and \hat{U}_{XY} edge modes. As demonstrated in previous works [46], drifts in flux bias voltages can lead

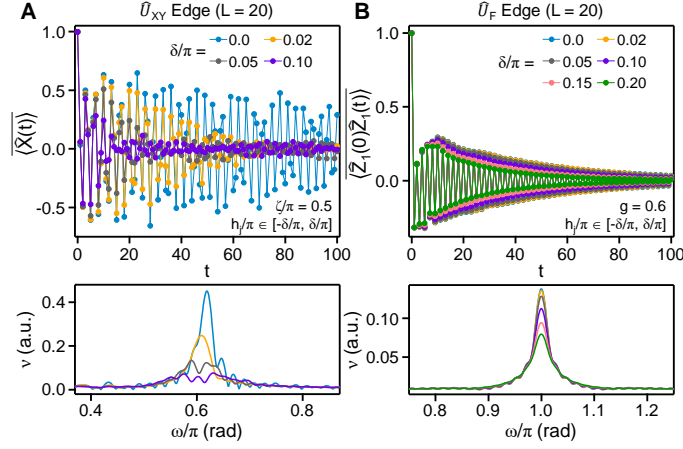


FIG. S3. Low-frequency noise response in the delocalized regimes. (A) Top panel: Disorder-averaged edge observable $\langle \hat{X}(t) \rangle$ for different values of disorder strength δ . Here the cycle unitary is \hat{U}_{XY} and $L = 20$. 80 disorder instances are used for averaging in each case. Bottom panel: Fourier amplitude ν as a function of frequency ω , obtained from the time-domain data in the top panel. (B) Top panel: Disorder-averaged edge autocorrelator $\langle \hat{Z}_1(0)\hat{Z}_1(t) \rangle$ for different values of disorder strength δ . Here the cycle unitary is \hat{U}_F and $L = 20$. 80 disorder instances are used for averaging in each case. Bottom panel: Fourier amplitude ν as a function of frequency ω , obtained from the time-domain data in the top panel.

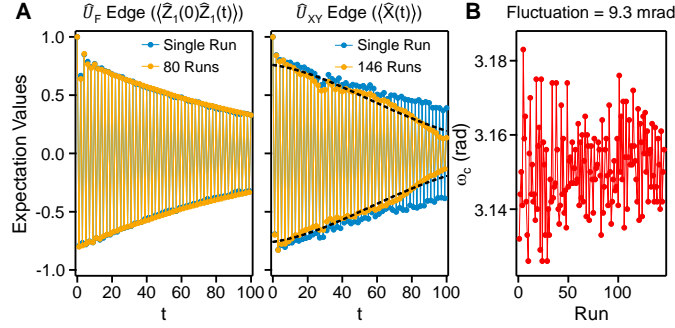


FIG. S4. Edge mode sensitivity to native device fluctuation. (A) Comparison of edge observables obtained from a single run and from the average of many nominally identical runs. Here, $g = 0.8$ for \hat{U}_F , $\zeta/\pi = 0.5$ for \hat{U}_{XY} and δ is set to 0 for all cases. Dashed lines shows the result of fitting the envelope to a functional form $A_0 \exp\left(-\frac{t}{T_a} - \frac{t^2}{T_b^2}\right)$. (B) Quasi-energy ω_c of the \hat{U}_{XY} edge mode, extracted from the Fourier spectrum of time-domain data in each run. An RMS fluctuation of 0.0093 rad is observed.

to slow changes in the qubit frequencies as well as inter-qubit couplings which, in turn, lead to parameter changes in the gate unitaries.

Figure S4A shows the time-dependent edge observables obtained from a single run of the experiment and from averaging many repetitions of the same experiment. We observe that the edge observable $\langle \hat{Z}_1(0)\hat{Z}_1(t) \rangle$ for \hat{U}_F is insensitive to native device fluctuations, showing virtually identical decay rates between the two different data sets. In contrast, the edge observable $\langle \hat{X}_1(t) \rangle$ shows an enhanced decay rate after averaging over runs, having a Gaussian profile characteristic of low-frequency noise [47, 48]. A fit to the decay envelope using the functional form $A_0 \exp\left(-\frac{t}{T_a} - \frac{t^2}{T_b^2}\right)$, where A_0 , T_a and T_b are free parameters, shows reasonable agreement with experimental data and yields a sizably shorter dephasing time $T_b = 96$ cycles ($6.1 \mu\text{s}$) compared to the relaxation time $T_a = 346$ cycles ($22.1 \mu\text{s}$). In Fig. S4B, the quasienergy ω_c extracted from the Fourier peak location is plotted for each run of the XY model, where we observe a fluctuation of 0.0093 rad.

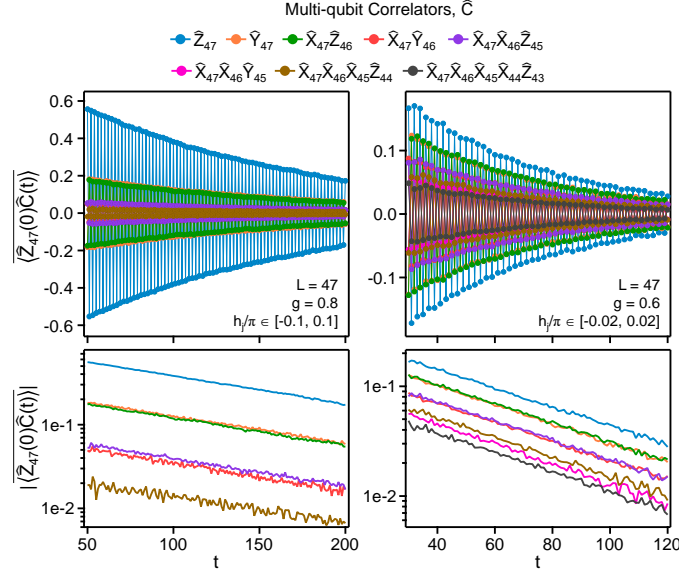


FIG. S5. Multi-qubit correlators for the right edge mode. Upper panels: Time-dependent data for 8 different multi-qubit correlators obtained on the right end of the 47-qubit chain. Similar to the left edge mode shown in the main text, a small local field disorder is added in each case. The plotted data correspond to averaging over 10 (12) instances of disorder realizations as well as random initial states, for $g = 0.8$ ($g = 0.6$). Lower panels: Absolute values of the correlators as a function of time, shown with a log vertical scale.

C. Multi-qubit correlators for the right edge mode

The multi-qubit correlators taken at the right end of the 47-qubit chain are shown in Fig. S5. Their behavior is very similar to the data on the left end (shown in Fig. 4A of the main text), namely an identical decay for all correlators at a fixed value of g is observed.

D. Edge mode lifetime as a function of g

Figure S6A shows the leading order terms in the \hat{U}_F edge operators, $\langle \hat{Z}_1(0)\hat{Z}_1(t) \rangle$ and $\langle \hat{Z}_{47}(0)\hat{Z}_{47}(t) \rangle$, for different values of g . In each case, the local field disorder is kept at a sufficiently low level such that the observed decay is dominated by external decoherence effects. More specifically, we have chosen the disorder strength δ/π to be 0.10 for $g \geq 0.75$, 0.02 for $g \geq 0.60$ and 0 for $g < 0.60$. The late-time decay for each dataset is seen to be exponential and fitted to a functional form $A_0 \exp\left(-\frac{t}{T_M}\right)$, where T_M is the lifetime of the edge mode.

The dependence of T_M on g for each edge mode is shown in Fig. S6B. The experimental data are then fitted against the theoretical results described in Section VII, where two free parameters γ_d (single-qubit relaxation rate) and γ_ϕ (single-qubit dephasing rate) are used in the fitting. The best-fit results are $1/\gamma_d = 21.6 \mu\text{s}$ ($19.0 \mu\text{s}$) and $1/\gamma_\phi = 9.3 \mu\text{s}$ ($8.5 \mu\text{s}$) for the left (right) edge mode. The values of $1/\gamma_d$ obtained here are in good agreement with typical single-qubit T_1 separately characterized in Fig. S1A.

E. Comparison between edge mode and single-qubit Rabi experiments

The stability of the Majorana edge modes against various perturbations demonstrated in our work raises the tantalizing prospect of their future applications to engineering noise-resilient qubits. Although a detailed discussion on the possible schemes of encoding qubits into such edge modes is outside the scope of this work, we demonstrate the potential benefits of Majorana edge modes by comparing them with a simple Rabi oscillation experiment. The circuits used for this comparison are shown in Fig. S7A. Here the Majorana edge modes are measured with $g = 1$ and the single-qubit Rabi experiment is done by applying X gates only to the leftmost and rightmost qubits. To ensure that the execution time per cycle is equal in both cases, we have also added “padding” in the form of four additional

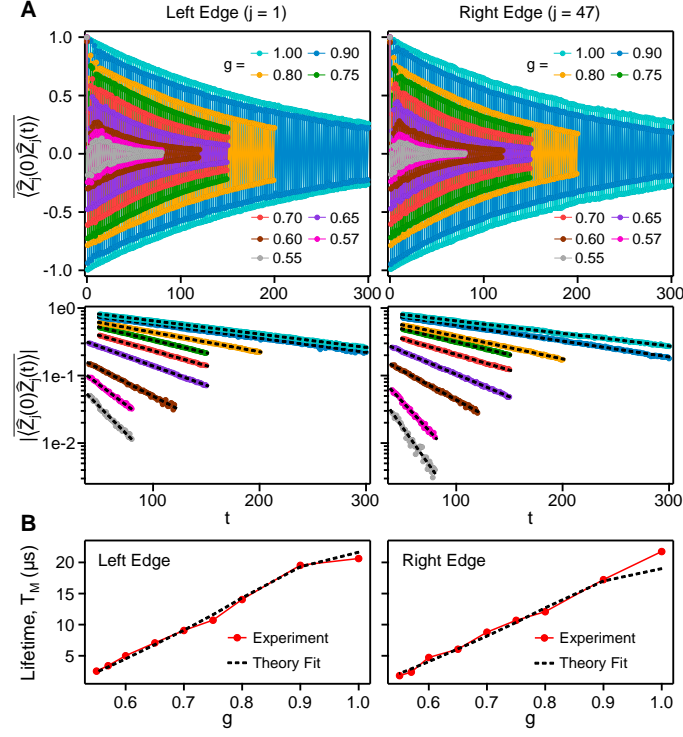


FIG. S6. Edge mode lifetime as a function of g . (A) Upper panels: Auto-correlators of the edge qubits, $\langle \hat{Z}_1(0)\hat{Z}_1(t) \rangle$ and $\langle \hat{Z}_{47}(0)\hat{Z}_{47}(t) \rangle$, obtained for different values of g . Lower panels: Absolute values of the auto-correlators shown for late times and plotted on a log vertical scale. Each dashed line shows fit to an exponential decay, which allows the lifetime T_M to be extracted for each value of g . (C) The extracted T_M as a function of g for both the left and the right edge modes. Dashed lines show fits to theory.

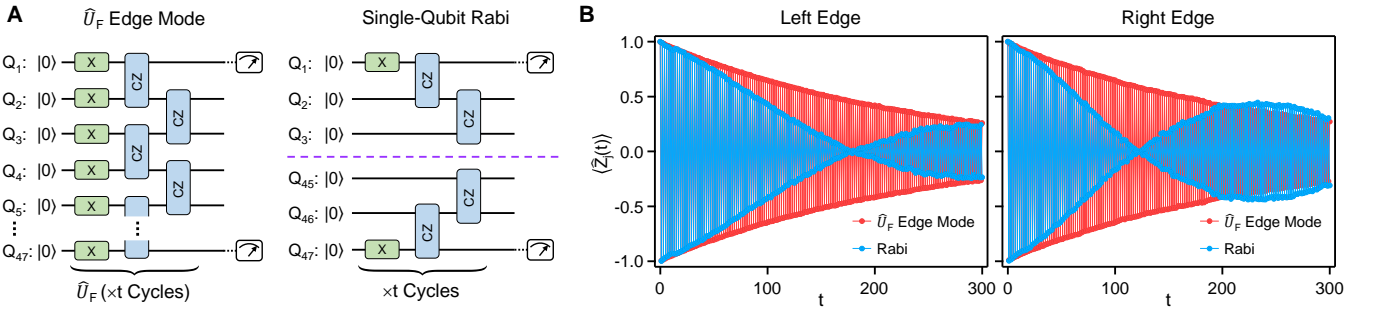


FIG. S7. Comparison between edge mode and single-qubit Rabi experiments. (A) Circuits for \hat{U}_F edge mode (left panel) and a single-qubit Rabi experiment (right panel). For the \hat{U}_F edge mode experiment, g is set to 1 and CZ gates are used in place of \sqrt{ZZ} gates. For the single-qubit Rabi experiment, an X gate is applied to only the leftmost (Q_1) and rightmost (Q_{47}) qubits within each cycle, and CZ gates are only applied between three qubit on the very left (Q_1 through Q_3) and three qubits on the very right (Q_{45} through Q_{47}). (B) Comparison of $\langle \hat{Z}_j(t) \rangle$ between the two experiments, shown both for the left edge ($j=1$) and right edge ($j=47$).

CZ gates for the Rabi experiment (which effectively act as identity gates since there is at most one excitation within the system).

The observables $\langle \hat{Z}_i(t) \rangle$ for the two edge qubits are shown in Fig. S7B. Here we see a clear difference between the single-qubit Rabi experiment and behavior of the Majorana edge modes: For the Rabi experiment, coherent errors in the X gate (which can arise from, e.g. miscalibrated Rabi power or imperfect DRAG coefficients for the microwave pulses [44]) accumulate over cycles and cause beating in $\langle \hat{Z}_i(t) \rangle$ at long times. On the other hand, the stable quasienergy ($=\pi$) of the Majorana edge modes allows steady oscillation between $|0\rangle$ and $|1\rangle$ states of the edge

qubits, despite the imperfection of the X gates. These results are a preliminary indication that the phase structure of the Majorana edge modes could be harnessed to improve quantum information processing of superconducting qubits.

III. EDGE MODES IN AN INTEGRABLE CHAIN

In this part of the Supplementary Material, we discuss the non-equilibrium phase diagram of the kicked transverse-field Ising model, its spectral properties, and Majorana-like edge modes [28, 29, 49].

The Floquet operator of the kicked transverse-field Ising model is given by:

$$\hat{U}_{F,0} = e^{-\frac{i\pi J}{2} \sum_{i=1}^{L-1} \hat{Z}_i \hat{Z}_{i+1}} e^{-\frac{i\pi g}{2} \sum_{i=1}^L \hat{X}_i}. \quad (\text{S2})$$

Here and below $\hat{X}_i, \hat{Y}_i, \hat{Z}_i$ denote Pauli matrices acting on qubit i . The model can be solved by mapping the generators of the unitary gates to bilinear forms of fermionic creation/annihilation operators c_j^\dagger, c_j , via a Jordan-Wigner transformation:

$$\hat{\sigma}_j^- = \prod_{i=1}^{j-1} e^{i\pi c_i^\dagger c_i} c_j^\dagger, \quad \hat{X}_j = 1 - 2c_j^\dagger c_j = e^{i\pi c_j^\dagger c_j}, \quad (\text{S3})$$

where $\hat{\sigma}_j^\pm = \frac{1}{2}(\hat{Y}_j \pm i\hat{Z}_j)$. The operators c_j, c_j^\dagger defined above satisfy the canonical fermionic algebra

$$\{c_i, c_j\} = 0, \quad \{c_i, c_j^\dagger\} = \delta_{ij}. \quad (\text{S4})$$

In the fermionic language, the model (S2) takes the following form:

$$\hat{U}_{F,0} = \prod_{j=1}^{L-1} e^{-\frac{i\pi J}{2} (c_j^\dagger + c_j)(c_{j+1}^\dagger - c_{j+1})} \prod_{j=1}^L e^{-\frac{i\pi g}{2} (c_j c_j^\dagger - c_j^\dagger c_j)} \quad (\text{S5})$$

As a next step, we introduce Majorana operators:

$$a_{2j-1} = i(c_j^\dagger - c_j), \quad a_{2j} = c_j + c_j^\dagger, \quad (\text{S6})$$

with $\{a_m, a_n\} = 2\delta_{mn}$. The Majorana operators in terms of spin operators read:

$$a_{2j-1} = \left[\prod_{i=1}^{j-1} \hat{X}_i \right] \hat{Z}_j, \quad a_{2j} = \left[\prod_{i=1}^{j-1} \hat{X}_i \right] \hat{Y}_j. \quad (\text{S7})$$

In terms of the Majorana operators, the Floquet operator becomes:

$$\hat{U}_{F,0} = \prod_{j=1}^{L-1} e^{\frac{i\pi J}{2} a_{2j} a_{2j+1}} \prod_{j=1}^L e^{\frac{i\pi g}{2} a_{2j-1} a_{2j}} \quad (\text{S8})$$

A. Quasienergy spectrum and phase diagram

In this Subsection, we briefly describe the non-equilibrium phase diagram of the above model [28]. Even though we are mainly interested in the behavior of edge modes, to establish the phase diagram we consider periodic boundary conditions. Then, the quasienergy spectrum $\pm\phi_k$ as a function of the momentum k is given by

$$\cos \phi_k = \cos \pi J \cos \pi g + \sin \pi J \sin \pi g \cos k. \quad (\text{S9})$$

The two quasienergy bands are generally separated by a gap, which closes at $k = 0$ or $k = \pi$ when $J = g$ or $J = 1 - g$. The gap closing signals a phase transition between distinct topological Floquet phases, some of which feature edge modes with $\phi^e = 0, \pi$ (arising for $g < J$ and $g > 1 - J$, respectively [28]). We note in passing that the spectrum of bulk eigenstates in a finite-size chain with open boundary conditions can be found by solving the problem of scattering of the states (S9) at the boundary, which yields the quantization condition.

B. Edge modes

To analyze the existence of edge modes and their structure, we first write the eigenvalue equation for the Floquet operator. We look for the eigenmodes in the form

$$\sum_j \psi_{2j-1} a_{2j-1} + \psi_{2j} a_{2j}.$$

For our purposes, it is convenient to write the eigenvalue equation in terms of a transfer matrix:

$$\begin{pmatrix} \psi_{2j+1} \\ \psi_{2j+2} \end{pmatrix} = T_\phi \begin{pmatrix} \psi_{2j-1} \\ \psi_{2j} \end{pmatrix}, \quad (\text{S10})$$

where

$$T_\phi = \frac{1}{\sin(\pi J)} \begin{pmatrix} \sin(\pi g) e^{-i\phi} & \cos(\pi g) e^{-i\phi} - \cos(\pi J) \\ \cos(\pi g) e^{-i\phi} - \cos(\pi J) & \frac{e^{i\phi}}{\sin(\pi g)} - 2 \cos(\pi J) \cot(\pi g) + e^{-i\phi} \cos(\pi g) \cot(\pi g) \end{pmatrix}. \quad (\text{S11})$$

This matrix has a unit determinant, $\det T_\phi = 1$, and eigenvalues λ_ϕ^\pm . Edge Majorana modes with $\phi = 0, \pi$ exist in the parts of phase diagrams mentioned above. Below we explicitly write the wave function of the 0 and π Majorana modes.

The eigenvalue of the transfermatrix with $|\lambda_\phi| < 1$ is given by:

$$\lambda_{0,\pi} = \frac{[\cos(\pi J) + 1][-\cos(\pi g) \pm 1]}{\sin(\pi J) \sin(\pi g)} = \begin{cases} \frac{\tan \frac{\pi g}{2}}{\tan \frac{\pi J}{2}} & \text{for } \phi = 0 \\ -\frac{1}{\tan \frac{\pi g}{2} \tan \frac{\pi J}{2}} & \text{for } \phi = \pi \end{cases}. \quad (\text{S12})$$

The wave function of the zero Majorana mode at the left edge of the chain reads:

$$\hat{\chi}_L^0 = C_0 \sum_j \lambda_0^{j-1} (\cos \frac{\pi g}{2} a_{2j-1} + \sin \frac{\pi g}{2} a_{2j}), \quad C_0 = \sqrt{1 - \lambda_0^2}. \quad (\text{S13})$$

In terms of spin variables, this can be written as follows:

$$\hat{\chi}_L^0 = C_0 \left[\cos \frac{\pi g}{2} \hat{Z}_1 + \sin \frac{\pi g}{2} \hat{Y}_1 + \lambda_0 \cos \frac{\pi g}{2} \hat{X}_1 \hat{Z}_2 + \lambda_0 \sin \frac{\pi g}{2} \hat{X}_1 \hat{Y}_2 + \dots \right] \quad (\text{S14})$$

Similarly, we obtain the wave function of the π -Majorana mode at the left edge:

$$\hat{\chi}_L^\pi = C_\pi \sum_j \lambda_\pi^{j-1} (\sin \frac{\pi g}{2} a_{2j-1} - \cos \frac{\pi g}{2} a_{2j}), \quad C_\pi = \sqrt{1 - \lambda_\pi^2}. \quad (\text{S15})$$

In the original spin variables, the π -Majorana operators read

$$\hat{\chi}_L^\pi = C_\pi \left[\sin \frac{\pi g}{2} \hat{Z}_1 - \cos \frac{\pi g}{2} \hat{Y}_1 + \lambda_\pi \sin \frac{\pi g}{2} \hat{X}_1 \hat{Z}_2 - \lambda_\pi \cos \frac{\pi g}{2} \hat{X}_1 \hat{Y}_2 + \dots \right], \quad (\text{S16})$$

which corresponds to Eq.(3) of the main text.

We note that the Majorana wave function decays exponentially into the bulk, $\chi_\pi(j) \propto e^{-j/\xi_\pi}$, with localization length related to λ_π as follows,

$$\xi_\pi = -\frac{1}{\ln \lambda_\pi} \quad (\text{S17})$$

The Majorana operator $\hat{\chi}_R^\pi$ on the right edge can be obtained from Eq.(S15) for $\hat{\chi}_L^\pi$ by changing indices of the Majorana operators a_{2j-1}, a_{2j} via $a_{2j-1} \rightarrow a_{2(L-j+1)}, a_{2j} \rightarrow a_{2(L-j)+1}$, where L is the number of sites. In the spin language, this yields:

$$\hat{\chi}_R^\pi = C_\pi \mathcal{S} \left[\sin \frac{\pi g}{2} \hat{Z}_L - \cos \frac{\pi g}{2} \hat{Y}_L + \lambda_\pi \sin \frac{\pi g}{2} \hat{X}_L \hat{Z}_{L-1} - \lambda_\pi \cos \frac{\pi g}{2} \hat{X}_L \hat{Y}_{L-1} + \dots \right], \quad (\text{S18})$$

where \mathcal{S} is the symmetry operation of flipping all spins,

$$\mathcal{S} = \prod_{i=1}^L X_i. \quad (\text{S19})$$

Since $[\hat{U}_F, \mathcal{S}] = 0$, $\mathcal{S} \hat{\chi}_R^\pi$ is also a π Majorana operator localized on the right edge (in contrast, $\hat{\chi}_R^\pi$ has a Jordan-Wigner string).

C. Hybridization of edge modes in a finite chain and π -eigenstate pairing

In this Subsection, we discuss the tunnel splitting of edge Majorana modes in finite chains, as well as its implications for the many-body quasienergy spectrum.

The exponentially localized Majorana operators are eigenmodes of the Floquet operator $\hat{U}_{F,0}$ in a semi-infinite chain. In a finite chain in the fermionic representation, left and right Majorana modes hybridize. The hybridized modes

$$d = (\hat{\chi}_L^\pi + i\hat{\chi}_R^\pi)/2, \quad d^\dagger = (\hat{\chi}_L^\pi - i\hat{\chi}_R^\pi)/2,$$

have quasienergies $\pi \pm \Delta(L)/2$, which are tunnel-split, with

$$\Delta(L) \propto \exp(-L/\xi_\pi). \quad (\text{S20})$$

This has an interesting implication for the structure of many-body eigenstates [29]. A many-body eigenstate corresponds to a given occupation of non-interacting fermionic modes. Thus, two many-body eigenstates $|\theta\rangle$ and $|\tilde{\theta}\rangle$ that differ in the occupation of d -level (e.g. it is empty in $|\theta\rangle$, i.e. $d|\theta\rangle = 0$ and occupied in $|\tilde{\theta}\rangle$, $d^\dagger|\tilde{\theta}\rangle = 0$), will have a quasienergy difference

$$\delta\theta = \pi + \Delta(L). \quad (\text{S21})$$

Since $\Delta(L) \rightarrow 0$ as $L \rightarrow \infty$, in the limit of a very long chain, eigenstates become “ π -paired” – that is, each eigenstate has a partner state with quasienergy shifted by π .

Importantly, one can obtain the partner state from $|\theta\rangle$ by acting with either of the Majorana operators approximately localized on either edge, since e.g. $\hat{\chi}_L^\pi = d + d^\dagger$. Thus, $\hat{\chi}_L^\pi|\theta\rangle = d^\dagger|\theta\rangle = |\tilde{\theta}\rangle$. Note that this relation holds equally for the fermionic and spin representation of the model.

IV. ROBUSTNESS OF EDGE MODES WITH RESPECT TO PERTURBATIONS

While conserved Majorana operators have been found exactly in a solvable model that maps to free fermions, an important question is to understand their fate when perturbations that break integrability are introduced. A related question is regarding the effect of such perturbations on the π eigenstate pairing. We will consider the effect of perturbations of the Floquet drive which are periodic in time. We emphasize that Majorana operators are also expected to be robust with respect to slowly varying (on the scale of one Floquet driving period) perturbations, but not to errors happening on the time scale of one period, or faster.

Below we will first describe general rigorous results giving bounds on the stability of edge Majorana operators with respect to non-integrable perturbations of the Floquet operator, and then provide numerical results illustrating the general bounds. The general physical mechanism is that of prethermalization [33, 34, 50]. We note that, following the work of Fendley [51], Else et al. [36] showed that, provided certain conditions are met, prethermalization mechanism can protect edge modes in non-integrable Hamiltonian models, such as transverse-field Ising model with small perturbations, turning them into (almost) strong zero modes – that is, modes with exponentially long lifetime. Closer to the context of interest to us, recently Ref. [29] numerically studied robustness of edge modes in a kicked Ising chain with a Z_2 spin-flip-symmetric perturbation. Below, we will be interested in generic perturbations, including those which break Z_2 symmetry.

A. Prethermalization

We will use ideas of prethermalization in two ways – first, to analyze the properties of the non-integrable Floquet operators, and second, to demonstrate the robustness of edge operators using an argument proposed in [36]. First, we will need to recall the basic result by Else et al. [35], generalizing the results in Ref. [33, 50]. We quote this result somewhat colloquially:

Suppose we have a Floquet operator

$$\hat{U}_F = \hat{\mathcal{G}}\mathcal{T} \exp -i \int_0^T \hat{W}(t)dt,$$

where \mathcal{T} denotes time-ordering, $\hat{\mathcal{G}}^K = 1$ for some integer $K > 1$, and $\hat{W}(t)$ is a sum of local terms with typical local energy scale λ . We assume that the latter scale is small, such that $\lambda T \ll 1$. Then, after dressing it with a quasi-local unitary transformation \mathcal{U} , one can approximate \hat{U}_F as follows:

$$\mathcal{U}\hat{U}_F\mathcal{U}^\dagger \approx \hat{\mathcal{G}}e^{-i\hat{D}T}, \quad (\text{S22})$$

where $[\hat{D}, \hat{\mathcal{G}}] = 0$. The error in this approximation is exponentially small in $1/\lambda T$. Thus, its effects start to affect physical observables only at parametrically long times of the order

$$\tau \sim e^{C/(\lambda T)},$$

where C is a constant of order one.

Importantly, this result guarantees that one can find \hat{D} which respects the symmetry defined by $\hat{\mathcal{G}}$. Thus, even if $\hat{W}(t)$ breaks the symmetry, it will be effectively approximately restored.

B. Application to perturbed kicked Ising chain

To apply this result to our setting, let us consider a perturbed drive:

$$\hat{U}_F = e^{-\frac{i\pi J}{2} \sum_{i=1}^{L-1} \hat{Z}_i \hat{Z}_{i+1}} e^{-\frac{i\pi g}{2} \sum_{i=1}^L \hat{X}_i} e^{-i\hat{V}}, \quad (\text{S23})$$

where an example perturbation \hat{V} of the integrable Floquet operator (S2) relevant for our experiment is a sum of local z -fields,

$$\hat{V} = \frac{1}{2} \sum_{i=1}^L h_i \hat{Z}_i.$$

Here h_i in general depends on the spin/qubit number. Note that this perturbation breaks the \mathbf{Z}_2 spin-flip symmetry of the model.

We will show that the prethermalization results guarantee robustness of the edge Majorana operators in two different limits: (i) $\max(|\epsilon|, |h_i|) \ll |J| \ll 1$, where $\epsilon = 1 - g$, and (ii) $J = \pi/4$, $\max(|h_i|, |\epsilon|) \ll 1$. The latter limit is one of the regimes that we study experimentally.

(i). In the limit

$$g = 1 - \epsilon, \quad |\epsilon|, |h_i| \ll |J| \ll 1,$$

the conditions of the theorem are satisfied, with the parameter given by $\lambda = \max(|\epsilon|, |h|)$. By performing a (perturbatively constructed) quasilocal unitary transformation, we can bring the Floquet operator to the form (S22) with

$$\hat{\mathcal{G}} = \prod_i \hat{X}_i, \quad \hat{D} \approx \frac{\pi J}{2} \sum_i \hat{Z}_i \hat{Z}_{i+1} + \hat{D}', \quad \hat{D}' = O(|\epsilon|, |h|).$$

In the above formula, \approx sign indicates an error that is exponentially small (in this case, in $1/\max(|\epsilon|, |h|)$), and we assumed that the random fields $|h_i|$ are bounded from above by $|h|$. We next apply the results of Ref. [50] to this operator. These results indicate that the number of *domain walls*, $N_{dw} = \sum \hat{Z}_i \hat{Z}_{i+1}$ is approximately conserved, up to a parametrically long time. Then, via an argument analogous to that in Ref. [36], this approximate conservation law implies the existence of an almost conserved edge operator $\hat{\chi}^\pi$, which anti-commutes with the Floquet operator. This Majorana operator has a lifetime bounded from below by

$$\tau' \sim e^{CJ/f(\epsilon, |h|)},$$

where $f(\epsilon, |h|) \rightarrow 0$ as $\epsilon \rightarrow 0$ or $|h| \rightarrow 0$. We therefore expect the Majorana operator to be most robust with respect to the integrability-breaking z -fields when ϵ is small, that is, parameter g is close to 1.

(ii). The second limit, which is directly relevant to the experimental measurements, is specified by the conditions

$$J = 1/2 \quad \max(|\epsilon|, |h|) \ll 1.$$

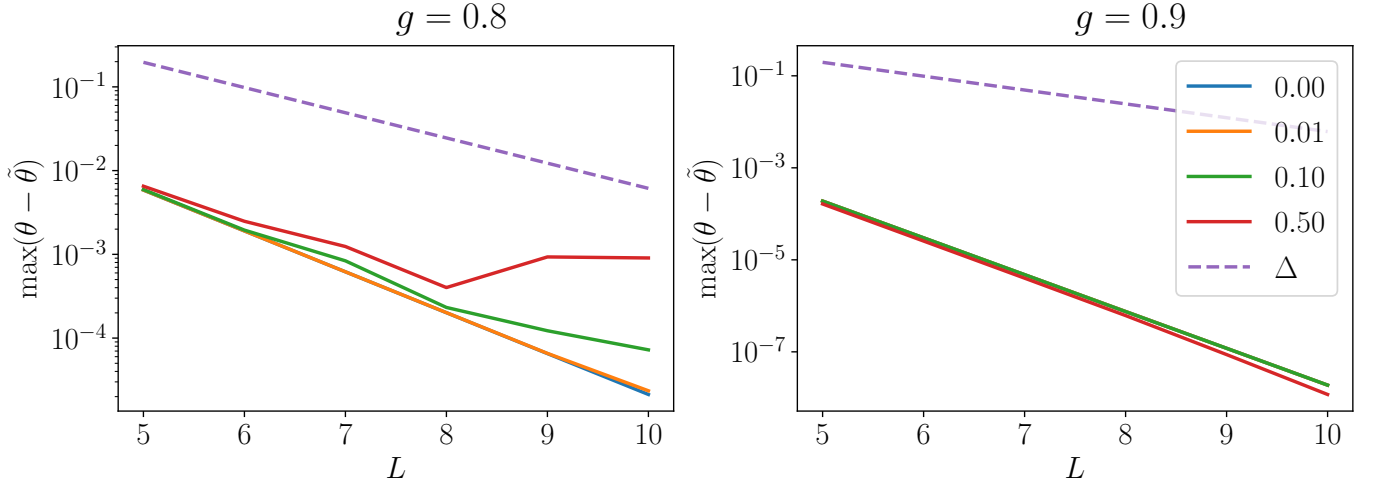


FIG. S8. Maximum quasienergy difference between an eigenstate and its π -partner, as a function of system size L and for varying strength of the integrability-breaking Z -field, shown in the inset. For $g = 0.9$, the integrability breaking has virtually no effect on the π -pairing, while for $g = 0.8$ the π -pairing is robust up to a certain threshold value of the Z -field. Here Δ is the average quasienergy level spacing.

In this case, we choose

$$\hat{\mathcal{G}} = e^{-i\pi/4 \sum_{i=1}^{L-1} \hat{Z}_i \hat{Z}_{i+1}} \prod_{i=1}^L \hat{X}_i.$$

Using the fact that $\prod_i \hat{X}_i$ commutes with operator $\sum \hat{Z}_i \hat{Z}_{i+1}$, we obtain that $\hat{\mathcal{G}}^K = 1$ with $K = 8$.

Following similar steps as in the regime (i), we can show that $e^{-i\pi/4 \sum_{i=1}^{L-1} \hat{Z}_i \hat{Z}_{i+1}}$ is an approximate prethermal conservation law. This is once again sufficient to guarantee the robustness of prethermal edge operators.

To conclude this discussion, we argued that, irrespective of the form of time-periodic perturbation, the edge Majorana operator generally becomes approximately conserved, with a decay rate that is non-analytic in the perturbation strength.

C. Correction to the Majorana operator due to weak z -fields

We argued above that for an arbitrary non-integrable perturbation, Majorana edge operator, dressed by a quasilocal unitary transformation \mathcal{U} , remains long-lived up to an exponentially long time. The unitary transformation modifies the structure of the edge operator, giving rise to new long-lived correlators, as demonstrated in the main text. Below we consider a Floquet operator that involves Z -fields,

$$\hat{U}_F = \hat{U}_{F,0} e^{-\frac{i}{2} \sum_{i=1}^L h_i \hat{Z}_i} \equiv \hat{U}_{F,0} \hat{K}, \quad (\text{S24})$$

where $\hat{U}_{F,0}$ is an unperturbed Floquet operator. Our aim is to compute the perturbative (in h_i) correction to the π -Majorana operator. We look for a corrected Majorana operator at the left edge in the following form (for simplicity dropping subscript L):

$$\tilde{\chi}^\pi = \hat{\chi}^\pi + \delta\hat{\chi},$$

choosing $\delta\hat{\chi}$ to satisfy relation

$$\hat{K} \hat{U}_{F,0}^{-1} (\hat{\chi}^\pi + \delta\hat{\chi}) \hat{U}_{F,0} \hat{K} = -(\hat{\chi}^\pi + \delta\hat{\chi}). \quad (\text{S25})$$

Using $\hat{U}_{F,0}^{-1} \hat{\chi}^\pi \hat{U}_{F,0} = -\hat{\chi}^\pi$, we obtain

$$\hat{K} (-\hat{\chi}^\pi + \hat{U}_{F,0}^{-1} \delta\hat{\chi} \hat{U}_{F,0}) \hat{K}^{-1} = -(\hat{\chi}^\pi + \delta\hat{\chi}).$$

Further, assuming $\delta\hat{\chi} = O(|h|)$, $|h| \ll 1$, we can approximate

$$\hat{K}\hat{\chi}^\pi\hat{K}^{-1} \approx \hat{\chi}^\pi - \frac{i}{2}[\sum h_i\hat{Z}_i, \hat{\chi}^\pi].$$

Therefore,

$$\hat{U}_{F,0}^{-1}\delta\hat{\chi}\hat{U}_{F,0} + \delta\hat{\chi} = -\frac{i}{2}[\sum h_i\hat{Z}_i, \hat{\chi}^\pi] \approx -\cos\frac{\pi g}{2}h_1[-\hat{X}_1 + \hat{Y}_1\hat{Z}_2],$$

where we assumed $\epsilon \equiv 1 - g \ll 1$, and took $J = \pi/4$, as in our experiment. The latter equation holds to the first order in $|\epsilon|$.

Then, we can check that the 1st correction to the π -mode, which satisfies the above equation, is given by:

$$\delta\chi = -\cos\frac{\pi g}{2}h_1\hat{Y}_1\hat{Z}_2. \quad (\text{S26})$$

Two comments are in order: first, we see that in the lowest order in $|h|, |\epsilon|$, only the field h_1 at the site 1 contributes to the correction; second, the correction will average to zero if averaging over h_1 is performed, as is done in the some of the experiments described above.

The implication of this result is that compared to the integrable case, a new long-lived correlator, involving $\hat{Y}_1(t)\hat{Z}_2(t)$, appears. This provides an explanation for the experimental findings discussed in the main text.

D. π -pairing in a non-integrable model

So far, we discussed the robustness of edge operators in terms of their lifetimes. An interesting question concerns the π -pairing of eigenstates in the presence of non-integrable perturbations. The arguments above show that dressed Majorana operator $\tilde{\chi}^\pi$ anticommutes with \hat{U}_F , up to an error term that is exponentially small in the perturbation strength. Therefore, we expect that in a finite-size system π -pairing will persist up to some maximum system size L_* , as long as the level spacing is large compared to the exponentially small error term $\tilde{\chi}^\pi\hat{U}_F + \hat{U}_F\tilde{\chi}^\pi$.

For illustration purposes, we numerically computed the maximum of $\Delta\theta_{\max} = |\theta - \tilde{\theta}|$ over all eigenstates. Here θ and $\tilde{\theta}$ are the quasienergies of the two eigenstates that are π -partners. The evolution of this quantity with constant Z -field (we put $h_i = 2h$ for all spins, note the factor of 2) is illustrated in Fig. S8. In agreement with our expectation, for $g = 0.9$ (where $\epsilon \ll 1$), the π -pairing is insensitive even to relatively strong integrability breaking perturbation. At smaller g , we observe that for a fixed h π -pairing starts to disappear above some system size $L_*(h)$, which is a decreasing function of h . We have also checked that the eigenstate pairing exhibits similar robustness with respect to random Z -fields (not shown).

V. RECONSTRUCTING SINGLE-PARTICLE SPECTRUM

In this Appendix, we show that for an integrable Floquet drive, the Fourier transform of $\langle\hat{Z}_1(t)\hat{Z}_1(0)\rangle$ correlator allows us to reconstruct the single-particle excitation spectrum. We consider an initial state $|\psi(0)\rangle$ which is a bit-string state, with the edge spin being in the $Z_1 = +1$ state:

$$\hat{Z}_1|\psi(0)\rangle = |\psi(0)\rangle. \quad (\text{S27})$$

Then

$$C_{ZZ}(t) = \langle\psi(0)|\hat{Z}_1(t)\hat{Z}_1(0)|\psi(0)\rangle = \langle\psi(0)|\hat{U}_{F,0}^{-t}\hat{Z}_1\hat{U}_{F,0}^t|\psi(0)\rangle, \quad (\text{S28})$$

Operator \hat{Z}_1 can be expressed via c, c^\dagger fermionic operators,

$$\hat{Z}_1 = i(c_1^\dagger - c_1).$$

Further, we rewrite this expression via the Bogoliubov eigenmodes $\gamma_\alpha, \gamma_\alpha^\dagger$ of the Floquet operator (S5), defined by relations

$$\hat{U}_{F,0}^{-1}\gamma_\alpha\hat{U}_{F,0} = e^{-i\phi_\alpha}\gamma_\alpha, \quad \hat{U}_{F,0}^{-1}\gamma_\alpha^\dagger\hat{U}_{F,0} = e^{i\phi_\alpha}\gamma_\alpha^\dagger,$$

which gives

$$\hat{Z}_1 = \sum_{\alpha} u_{\alpha} \gamma_{\alpha} + u_{\alpha}^* \gamma_{\alpha}^{\dagger},$$

where $\sum_{\alpha} |u_{\alpha}|^2 = 1$, and, as follows from (S27), $\sum_{\alpha} \langle \psi(0) | u_{\alpha} \gamma_{\alpha} + u_{\alpha}^* \gamma_{\alpha}^{\dagger} | \psi(0) \rangle = 1$. Next, we observe that

$$C_{ZZ}(t) = \sum_{\alpha} u_{\alpha} e^{-i\phi_{\alpha} t} \langle \psi(0) | \gamma_{\alpha} | \psi(0) \rangle + u_{\alpha}^* e^{i\phi_{\alpha} t} \langle \psi(0) | \gamma_{\alpha}^{\dagger} | \psi(0) \rangle.$$

Thus, the Fourier transformation of C_{ZZ} contains frequencies identical to the (single-particle) quasienergies. The height of each Fourier peak depends both on the initial state and on the coefficients in the expansion of original fermionic operators c_1, c_1^{\dagger} in terms of the Bogoliubov eigenmodes. Nevertheless, as shown in the main text, this allows us to extract the single-particle quasienergy spectrum and detect gap closing at $g = J = 1/2$.

VI. EXTRACTING THE MAJORANA OPERATOR

In this Section, we describe the method of extracting a local integral of motion, based on measuring Pauli strings. A local integral of motion (LIOM) can be expanded as follows:

$$\hat{\chi} = \sum \alpha_{\kappa} \hat{O}_{\kappa}, \quad \sum \alpha_{\kappa}^2 = 1. \quad (\text{S29})$$

where \hat{O}_{κ} are Pauli strings (with \hat{O}_1 being the most local term).

Consider a setup where our initial state $|\psi(0)\rangle$ is such that

$$\langle \psi(0) | \hat{O}_1 | \psi(0) \rangle = 1, \quad (\text{S30})$$

and

$$\langle \psi(0) | \hat{O}_{\kappa} | \psi(0) \rangle = 0, \quad \kappa \geq 2. \quad (\text{S31})$$

Note that our setup satisfies this requirement, since there $\hat{O}_1 = \hat{Z}_1$ and we consider initial bit strings.

Then, the conserved operator will obey

$$\langle \hat{\chi}(t) \rangle = \langle \hat{\chi}(0) \rangle = \alpha_1.$$

Next, we note that

$$\hat{O}_{\kappa} = \alpha_{\kappa} \hat{\chi} + \sum_j \beta_j \hat{\eta}_j,$$

where $\hat{\eta}_j$ is an operator orthogonal to $\hat{\chi}$, $\text{Tr}(\hat{\chi} \hat{\eta}_j) = 0$. If $\hat{\eta}_j$ operators spread/thermalize then their expectation value is zero at sufficiently long times; then, the saturated value of \hat{O}_{κ} will be:

$$\langle \hat{O}_{\kappa} \rangle_{\infty} = \alpha_{\kappa} \langle \hat{\chi}(0) \rangle = \alpha_{\kappa} \alpha_1.$$

Therefore, under this assumption (that we have just one local integral of motion and we waited long enough and operator values reached saturation), the saturation values alone give us all the information about the conserved operator. In particular, for the π edge Majorana mode, we expect the following values:

$$\alpha_{Z_1} = C_{\pi} \sin \frac{\pi g}{2}, \quad \alpha_{Y_1} = -C_{\pi} \cos \frac{\pi g}{2}, \quad \alpha_{X_1 Z_2} = C_{\pi} \lambda_{\pi} \sin \frac{\pi g}{2}, \quad \alpha_{X_1 Y_2} = -C_{\pi} \lambda_{\pi} \cos \frac{\pi g}{2}, \quad \alpha_{X_1 X_2 Z_3} = C_{\pi} \lambda_{\pi}^2 \sin \frac{\pi g}{2},$$

where λ_{π} is defined in Eq. (S12). As discussed below, weak dissipation gives rise to a slow temporal decay of expectation values $\langle \psi(0) | \hat{O}_{\kappa} | \psi(t) \rangle$, with identical rates. Nevertheless, the ratios of these expectation values allow us to determine coefficients α_{κ} .

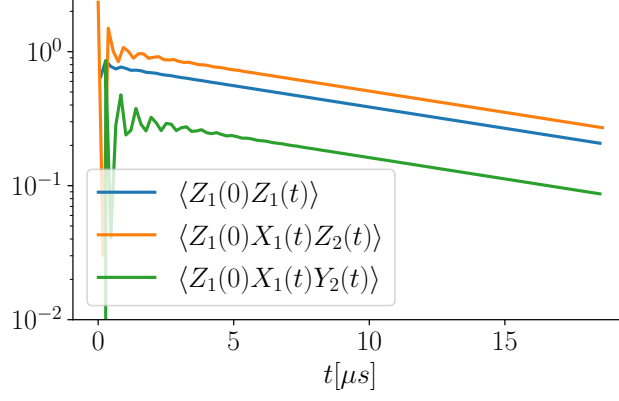


FIG. S9. Time-dependent expectation values of operators that enter the Majorana operator (S16) in the presence of dissipation. All correlators exhibit short-time transient, followed by an exponential decay with identical rates. This is in agreement with experimental observations and theoretical analysis in Sec. VII. The calculations were performed using influence matrix method, described in Sec. VIII in the limit of an infinitely long chain. Parameters were chosen as follows: $J = 1/2, g = 0.8, \gamma_\phi = 0.01, \gamma_d = 0.0046$.

VII. EFFECT OF DECAY AND DEPHASING

In this Section, we discuss the effect of single-qubit decay and dephasing on the temporal correlations of operators entering the Majorana operators (S14, S16). Under an approximation that local operators which do not enter in this expansion spread quickly, we argue that correlators $\langle O_i(t)O_j(0) \rangle$ which we measure experimentally, decay with an identical rate. This is a key theory result which allows us to reconstruct the Majorana operator despite dissipation.

Below we will study Hamiltonian case, considering a semi-infinite system and one (e.g. left) edge operator $[\chi, H] = 0$. Extension of the analysis to the Floquet case is straightforward.

We start with the Lindblad equation describing evolution of the system's density matrix ρ :

$$\frac{d\rho}{dt} = \mathcal{L}[\rho] = -i[H, \rho] + \sum_{\nu} L_{\nu} \rho L_{\nu}^{\dagger} - \frac{1}{2} \{L_{\nu}^{\dagger} L_{\nu}, \rho\}, \quad (\text{S32})$$

where L_{ν} are the jump operators. For our purposes, it is more convenient to consider the operator evolution in Heisenberg representation. An operator W evolves according to the following equation:

$$\frac{dW}{dt} = \mathcal{L}^*[W(t)] = i[H, W(t)] + \sum_{\nu} L_{\nu}^{\dagger} W(t) L_{\nu} - \frac{1}{2} \{L_{\nu}^{\dagger} L_{\nu}, W(t)\}. \quad (\text{S33})$$

We will consider jump operators which describe dephasing and decay on each site j :

$$L_{j\phi} = \sqrt{\frac{\gamma_{j\phi}}{2}} Z_j, \quad L_{jd} = \sqrt{\gamma_{jd}} \sigma_j^{-}. \quad (\text{S34})$$

Throughout our analysis, we will assume that dephasing and decay are relatively weak, such that the corresponding rates are slow on the scale of internal unitary dynamics of the system. It will be also convenient to sometimes separate the conjugate Lindbladian \mathcal{L}^* into the Hamiltonian part and dissipative part:

$$\mathcal{L}^*[\cdot] = i[H, \cdot] + \mathcal{L}_{\text{diss}}^*[\cdot]. \quad (\text{S35})$$

To analyze the decay of the conserved operator χ , let us consider an operator basis that includes χ and operators B_{μ} that are orthogonal to it (with respect to the trace inner product). An arbitrary operator W can be expanded as a linear combination of χ, B_{μ} :

$$W = C_{\chi} \chi + \sum_{\mu} C_{\mu} B_{\mu}. \quad (\text{S36})$$

Plugging this into Eq. (S33), we will obtain a system of linear equations for C coefficients.

We will need to first analyze the action of \mathcal{L}^* on χ . To that end, let us write down the action of $\mathcal{L}_{\text{diss}}^*$ on the Pauli operators:

$$\mathcal{L}_{\text{diss}}^* X_j = -\Gamma_j X_j, \quad \mathcal{L}_{\text{diss}}^* Y_j = -\Gamma_j Y_j, \quad \mathcal{L}_{\text{diss}}^* Z_j = -\gamma_{jd}[1 + Z_j], \quad (\text{S37})$$

where we defined

$$\Gamma_j = \gamma_{j\phi} + \frac{\gamma_{jd}}{2}. \quad (\text{S38})$$

From these equations, we can write the action of $\mathcal{L}_{\text{diss}}^*$ on the Pauli strings that enter the expansion of χ (see Eq. S14):

$$\mathcal{L}_{\text{diss}}^* X_1 \dots X_{k-1} Z_k = -\left(\sum_{i=1}^{k-1} \Gamma_i + \gamma_{kd}\right) X_1 \dots X_{k-1} Z_k, \quad \mathcal{L}_{\text{diss}}^* X_1 \dots X_{k-1} Y_k = -\left(\sum_{i=1}^k \Gamma_i\right) X_1 \dots X_{k-1} Y_k. \quad (\text{S39})$$

Let us denote the decay rate of a given Pauli string $O_{\{\kappa\}}$ by $\Gamma_{\{\kappa\}}$. Then, we can express the action of the dissipative part of the Lindbladian on χ as follows:

$$\mathcal{L}_{\text{diss}}^* \chi = -\Gamma_{\text{eff}} \chi + \sum_{\mu} c_{\mu} B_{\mu}, \quad \Gamma_{\text{eff}} = \sum_{\{\kappa\}} \alpha_{\{\kappa\}}^2 \Gamma_{\{\kappa\}}. \quad (\text{S40})$$

Note that $c_{\mu} = O(\gamma)$, and moreover the weight B_{μ} in the above formula decays exponentially with the support of B_{μ} .

Since χ is a conserved operator, $[H, \chi] = 0$, and therefore the action of \mathcal{L}^* on χ is the same as that of $\mathcal{L}_{\text{diss}}^*$. Next, let us write the action of \mathcal{L}^* on B_{μ} . We first observe that $i[H, B_{\mu}] = i \sum_{\nu} A_{\mu\nu} B_{\nu}$, that is, $[H, B_{\mu}]$ is orthogonal to χ operator (this can be verified using the relation $[H, \chi] = 0$). Therefore,

$$\mathcal{L}^* B_{\mu} = \sum_{\nu} A_{\mu\nu} B_{\nu} + b_{\mu} \chi,$$

with $b_{\mu} \chi$ term originating from the action of the dissipative part of the Lindbladian on B_{μ} , and therefore $b_{\mu} = O(\gamma)$.

From the above equations, we can obtain the system of linear equations for the evolution of a general operator W in Eq. (S36):

$$\begin{pmatrix} \dot{C}_{\chi} \\ \dot{C}_{\mu} \end{pmatrix} = \begin{pmatrix} -\Gamma_{\text{eff}} & b_{\mu} \\ c_{\mu} & A_{\mu\nu} \end{pmatrix} \begin{pmatrix} C_{\chi} \\ C_{\nu} \end{pmatrix}, \quad (\text{S41})$$

where we used a compact notation to label the matrix entries $A_{\mu\nu}, b_{\mu}, c_{\nu}$.

Next, we make an assumption that operators B_{μ} for which b_{μ}, c_{μ} are sizeable, spread and or/dissipate quickly compared to the rate Γ_{eff} . For the case when dynamics is chaotic it is expected that local operators rapidly evolve into complex superpositions of Pauli strings, which decay quickly due to dissipation. For the integrable case, there is a set of local integrals of motion, and some B_{μ} operators have overlap with those integrals of motion; however, we note that the terms entering integrals of motion carry Jordan-Wigner strings, which makes them more susceptible to dissipation, compared to χ . Thus, operator χ is an approximate eigenmode of the Lindbladian with decay rate Γ_{eff} . The corrections to this eigenvalue arise due to mixing with other modes, and are expected to be of the order γ^2 . We leave a rigorous analysis of this phenomenon for a future study, but provide a numerical computation below.

Thus, χ is a long-lived operator, since the decay rate Γ_{eff} is in general of the same order of magnitude as single-qubit decay/dephasing rates. Other local operators spread and decay much faster. A direct implication of this fact is that the Pauli strings entering the expansion of χ , will exhibit *identical* long lifetimes, which are greatly exceed those of other Pauli strings. To confirm this expectation, we extended the influence matrix method for quantum many-body dynamics to incorporate dissipation [52, 53], and applied it to compute the behavior of multi-spin observables in the Majorana operator expansion. The result is illustrated in Fig. S9, and the details of the numerical procedure can be found in Sec. VIII.

Finally, we provide an explicit expression of Γ_{eff} for the π Majorana operator:

$$\Gamma_{\text{eff}} = C_{\pi}^2 \sin^2 \frac{\pi g}{2} \sum_{k=1}^{\infty} \lambda_{\pi}^{2(k-1)} \left(\sum_{i=1}^{k-1} \Gamma_i + \gamma_{kd} \right) + C_{\pi}^2 \cos^2 \frac{\pi g}{2} \sum_{k=1}^{\infty} \lambda_{\pi}^{2(k-1)} \sum_{i=1}^k \Gamma_i \quad (\text{S42})$$

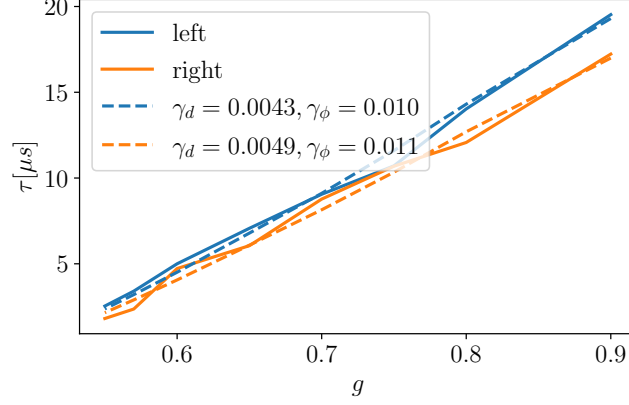


FIG. S10. Theoretical fit of the experimental data for the decay time of the Majorana operator, at fixed $J = 1/2$, as a function of g . The decay and dephasing parameters γ_ϕ, γ_d were assumed to be uniform, and chosen to achieve the best fit according to least-square criterion.

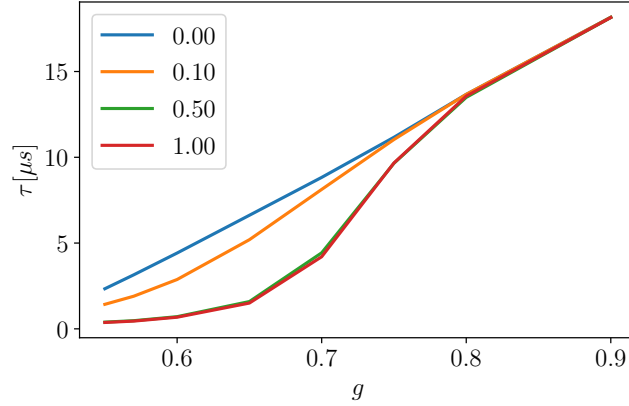


FIG. S11. Effect of integrability-breaking perturbation on the decay time of the Majorana operator, for $J = 1/2$, as a function of g . As a perturbation, a kick with a uniform magnetic field $e^{-i \sum_i h Z_i}$ during each Floquet period was chosen. Inset illustrates the strength of the field h . We observe that the perturbation does not affect the decay time at $g \geq 0.8$, and reduce it at smaller values of g . Dephasing and decay parameters were chosen to be $\gamma_\phi = 0.01, \gamma_d = 0.0046$.

VIII. SIMULATIONS OF DISSIPATIVE MANY-BODY DYNAMICS

To compute the temporal correlation function of local operators \hat{O} we employ the influence matrix (IM) method [52, 53]. We extended this method to treat open quantum systems. To that end, we start with the expression for the temporal correlation function in an open quantum system with discrete time

$$\langle \hat{O}(t) \hat{O}(0) \rangle = \text{Tr} \left(\hat{O} \mathbf{C}^t [\hat{O} \hat{\rho}_0] \right) \quad (\text{S43})$$

where $\mathbf{C}[\cdot]$ is the channel corresponding to one step in time evolution. For our model, $\mathbf{C}[\cdot]$ consists of the unitary time evolution set by the Floquet operator \hat{U}_F and local dissipation (dephasing and decay with parameters γ_d, γ_ϕ respectively). Assuming that dissipation is weak, we approximate this channel by a subsequent application of F and a purely dissipative quantum channel:

$$\mathbf{C}[\rho] = \left(\bigotimes_i \mathbf{D}_i \right) \left[\hat{U}_F \rho \hat{U}_F^\dagger \right] \quad D_i \left[\begin{pmatrix} \rho_{\uparrow\uparrow} & \rho_{\uparrow\downarrow} \\ \rho_{\downarrow\uparrow} & \rho_{\downarrow\downarrow} \end{pmatrix} \right] = \begin{pmatrix} (1 - \gamma_d) \rho_{\uparrow\uparrow} & (1 - \gamma_\phi) \sqrt{1 - \gamma_d} \rho_{\uparrow\downarrow} \\ (1 - \gamma_\phi) \sqrt{1 - \gamma_d} \rho_{\downarrow\uparrow} & \rho_{\downarrow\downarrow} + \gamma_d \rho_{\uparrow\uparrow} \end{pmatrix} \quad (\text{S44})$$

Note that in the above equation we assumed the decay and dephasing parameters to be identical for all qubits, but the method can be straightforwardly adapted to account for non-uniform dissipation.

The right-hand side of Eq. (S43) can be understood as a tensor network (see Ref. [52] for details). Calculating the temporal correlation functions reduces to contracting this tensor network. The strict light-cone in this tensor networks ensures that everything outside the light cone can be erased. We now contract this reduced tensor network from left to right until we reach the site where the operator \hat{O} is localized. At each step we compress the tensor network to a matrix product state (MPS) with finite bond dimension $\chi = 128, 192$ by truncating the smallest singular values. This compression becomes more efficient as the temporal entanglement is lower. Interestingly, dissipation present in our model reduces the amount of temporal entanglement, making our approach more efficient.

Once the influence matrix of the final time is obtained, calculating temporal correlations becomes straightforward: The individual tensors of the IM MPS can be interpreted as channels which act on the boundary spin (physical legs) as well as on a compressed representation of the quantum memory of the environment (virtual legs). Thus any correlation function can be computed by subsequently applying local time evolution and IM MPS tensors to an initial density matrix of a few spins. To ensure that the calculations are not strongly affected by truncation to finite bond dimension we ran each simulation with maximal bond dimension $\chi = 128$, as well as bond dimension $\chi = 192$, and verified that they have converged.

The results of computations using IM method are illustrated in Figs. S9, S10, S11. In particular, in Fig. S9 we illustrate temporal decay of multi-spin correlators that enter the Majorana operator expansion, and find that their decay rates are identical. Further, Fig. S10 describes fits of the experimentally extracted decay times of long-lived correlators (see Fig.4D of the main text). Finally, Fig. S11 illustrates the effect of integrability-breaking perturbation on the lifetime of the Majorana operators.