

Causal structure in the presence of sectorial constraints, with application to the quantum switch

Nick Ormrod*

Quantum Group, Department of Computer Science, University of Oxford

Augustin Vanrietvelde†

Quantum Group, Department of Computer Science, University of Oxford

Department of Physics, Imperial College London and

HKU-Oxford Joint Laboratory for Quantum Information and Computation

Jonathan Barrett‡

Quantum Group, Department of Computer Science, University of Oxford

Existing work on quantum causal structure assumes that one can perform arbitrary operations on the systems of interest. But this condition is often not met. Here, we extend the framework for quantum causal modelling to cases where a system can suffer *sectorial constraints*, that is, restrictions on the orthogonal subspaces of its Hilbert space that may be mapped to one another. Our framework (a) proves that a number of different intuitions about causal relations turn out to be equivalent; (b) shows that quantum causal structures in the presence of sectorial constraints can be represented with a directed graph; and (c) defines a fine-graining of the causal structure in which the individual sectors of a system bear causal relations, which provides a more detailed analysis than its coarse-grained counterpart. As an example, we apply our framework to purported photonic implementations of the quantum switch to show that while their coarse-grained causal structure is cyclic, their fine-grained causal structure is acyclic. We therefore conclude that these experiments realize indefinite causal order only in a weak sense. Notably, this is the first argument to this effect that is not rooted in the assumption that the causal relata must be localized in spacetime.

I. INTRODUCTION

Causal structure in quantum theory has recently been the subject of intense study, both theoretically [1–13] and in the laboratory [14–19] (see [20] for a review of the experiments). The main impetus for this was the discovery that a simple extension of quantum theory allows for *indefinite causal order* (ICO) [1–3, 21–23], in which the causal structure of a scenario inherits some of the quantum indeterminacy associated with superpositions of states. Such structures are conjectured to be important in any theory of quantum gravity for situations in which one has a superposition of different classical solutions to Einstein’s field equations [21].

However, even when the causal order is definite, quantum theory poses significant challenges to classical notions of cause and effect. For example, in the Bell scenario, the full quantum state does not screen off the measured correlations between the two particles, as classical complete common causes do according to Reichenbach’s principle [24], at least when one effect does not serve as a cause of the other. One might reasonably infer that the quantum state is not the complete common cause after all, by invoking additional common causes or superluminal causal influences between the two particles.

Unfortunately, one is then led by the Bell-inequality violations to embrace a theory that suffers from problems with fine-tuning [25].

One is left with two options: abandon the notions of cause and effect altogether, or update them for a quantum setting. The latter approach was taken in [5, 8] by generalizing classical causal models [26] to create an intrinsically quantum theory of causal structure¹. The resulting framework of ‘quantum causal models’ provides answers to the basic foundational questions about causality – what are the relata of causal relations? what does it mean for one thing to be a direct cause of another? are quantum causal relations time-symmetric? Beyond this, it lays out the implications of a postulated causal structure for the correlations we can actually observe. This approach has also borne fruit for the question of indefinite causal order by rigorously analysing [8] the causal structures of the quantum switch [2] and the Lugano process [28].

However, the existing framework makes a highly non-trivial assumption about the scenarios it serves to model. This is that any quantum instrument defined on the Hilbert space of one of the systems, possibly together with some local ancillas, counts as a valid intervention. Mathematically, this assumption is manifested in the use of a process matrix to represent the physical scenario, which can be combined with any set of local quantum

* nicholas.ormrod@stx.ox.ac.uk

† a.vanrietvelde18@imperial.ac.uk

‡ jonathan.barry@cs.ox.ac.uk

¹ See [27] for an alternative approach.

instruments for each system to yield a valid probability distribution. The assumption is important since the framework defines causal relations in terms of the possibility of signalling in the underlying unitary process between agents that each have access to one of the relevant systems. But if the interventions that the agents can perform are restricted, then this might limit their ability to signal to one another. Thus restrictions on the valid interventions should change the causal structure. It follows that the existing framework for quantum causal models is inadequate for modelling scenarios in which there are restrictions on the valid interventions on a system.

Some particularly interesting restrictions are *sectorial constraints*. These are restrictions on which sectors (i.e., orthogonal subspaces) of the input space can be mapped to which sectors of the output space by some transformation. They apply to the common quantum optical technique of sending a photon into a superposition of trajectories, in which they arise from the practical impossibility of creating a photon from the vacuum [29]. They are also implied by various superselection rules, including charge superselection. Accordingly, they arguably play a key role in the Aharonov-Bohm effect, in which it has been claimed charge superselection plays an important role [30]. Sectorial constraints are also central in recent alleged photonic implementations of the switch, as we spell out in this paper.

More abstractly, sectorial constraints are at the heart of the various powerful theorems and techniques in quantum theory that make use of non-factor C^* algebras, whose structure is specified by the sectorial constraints suffered by their elements. Examples include the Schur-Weyl duality and its generalisations [31, 32], or the existence of decoherence-free subspaces [33–38].

What this shows is that the causal structure of many foundationally interesting and practically significant scenarios cannot be adequately analysed by the existing framework for quantum causal models, which fails to accommodate the sectorial constraints that help define them. The goal of this paper is to present an appropriate framework for assessing the causal structure in these situations.

The framework presented here is self-contained, scalable, and applicable to a wide range of quantum-theoretical scenarios. It shows how various intuitions of causal influence turn out to be equivalent in the unitary case. It does not only extend standard quantum causal modelling to situations featuring sectorial constraints; it also shows that in such situations, a more fine-grained account of the causal structure can be given, by leveraging on the sectorial structure of the operations. The resulting *sectorized causal structure*, possesses a natural – if non-trivial – conceptual interpretation, and is generically strictly more detailed than the standard causal structure.

We argue that the sectorized causal structure can be at least as relevant a model as the standard, unsectorized one, and can shed light on enigmatic features of the latter. As a first example, we end this paper on a detailed

analysis of the causal structure of recent alleged photonic implementations [14–17] of the quantum switch; this is of direct relevance as this causal structure, and in particular its potentially cyclic form, have recently been a subject of debate in the literature [6, 14, 39]. We show how the two types of causal analyses can be applied to the experiments, with the unsectorized causal structure being cyclic, and the sectorized one being an acyclic, ordered one. We therefore argue that our sectorized analysis shows that the experiments should only be regarded as realizations of indefinite causal order in a weak sense. Unlike previous arguments to this effect [6], ours is not at all rooted in the assumption the objects that bear causal relations should be localized in spacetime.

Beyond implementations of the switch, we believe our framework could similarly be applied to other quantum scenarios which feature sectorial constraints, and whose causal structure has been a subject of particular attention: examples are the Aharonov-Bohm effect, and the recently proposed del Santo-Dakić protocol [40–43].

The structure of the paper is as follows. First, we recap in Section II the framework of *routed maps and supermaps*, which was recently developed [44–46] as a way of hardcoding sectorial constraints into models of quantum processes, providing a basis for our analysis. In Section III, we provide a review of the canonical notion of a causal relation between the inputs and outputs of a standard unitary transformation, then show how it can be naturally generalised to the case of *routed unitary transformations*, satisfying sectorial constraints. We then show how one can make more fine-grained statements about the causal relations in this case, by decomposing the objects that bear the causal relations into individual sectors and the relative phase between them: we call this the *sectorized* causal structure.

Building on this, in Section IV we first summarise how the existing quantum causal models framework defines the causal structure of a more complicated sort of scenario, represented by a higher-order transformation known as a supermap²; then generalise this analysis to *routed supermaps*, in which operations satisfy sectorial constraints. We show that in this case again, a sectorized causal structure can be defined as well. Finally, in section V, we apply the resulting framework to the alleged photonic implementations of the switch.

II. SECTORIAL CONSTRAINTS AND THE ROUTED CIRCUITS FRAMEWORK

In this section, we review the basics for modelling operations that feature sectorial constraints.

² Note that supermaps can equivalently be seen as *process matrices*, used elsewhere in the ICO literature. More precisely, process matrices are essentially a Choi-Jamiołkowski representation of supermaps.

The routed circuits framework [44] was devised in response to situations [10, 29, 47, 48] where the relevant Hilbert space of a system is a proper subspace of the tensor product of the spaces of each individual subsystem. For example, in the superposition of paths scenario, a particle described by a d -dimensional Hilbert space P is sent down Alice's or Bob's transmission line depending on the logical value of a qubit C . Alice's Hilbert space $A = A_\star^{vac} \oplus A_\star^{par}$ is a direct sum of a one-dimensional vacuum sector A_\star^{vac} and a d -dimensional particle sector A_\star^{par} . Likewise, Bob's space can be written $B = B_\star^{vac} \oplus B_\star^{par}$. The transformation can be represented as follows, where $|\Omega\rangle$ is the vacuum state:

$$\begin{aligned} |0\rangle_C |\psi\rangle_P &\rightarrow |\psi\rangle_A |\Omega\rangle_B \\ |1\rangle_C |\psi\rangle_P &\rightarrow |\Omega\rangle_A |\psi\rangle_B \end{aligned} \quad (1)$$

It is easily checked that (1) defines a unitary transformation $U : M \otimes P \rightarrow (A_\star^{par} \otimes B_\star^{vac}) \oplus (A_\star^{vac} \otimes B_\star^{par})$. However, one cannot provide a standard unitary quantum circuit representing this transformation in which A and B are each associated with one output wire, unless one extends U to be defined on the physically irrelevant sectors $A_\star^{vac} \otimes B_\star^{vac}$ and $A_\star^{par} \otimes B_\star^{par}$ (plus a larger input space). This is because the parallel composition of wires in standard quantum circuit diagrams represents the tensor product of the Hilbert spaces associated with each wire. Thus giving both A and B their own output wire forces us to consider the nine-dimensional output space $A \otimes B$. Since our input space is only $2d$ -dimensional, we lose unitarity unless we are willing to extend our transformation to act on larger input and output spaces.

What this shows is that certain simple and physically motivated unitaries only admit a very awkward circuit representation, using standard quantum circuits. The problem with the standard framework is that there is no way to hardcode the information about how a transformation is constrained to act nontrivially only on certain relevant subspaces of the larger Hilbert space – they cannot explicitly represent *sectorial constraints*. A similar issue arose independently in the study of *causal decompositions* [10], where it was found that encoding such restrictions would in fact allow one to move to a larger, more flexible notion of unitary circuits, which it is necessary to use in order to describe a correspondence between the causal and compositional structures of some unitary channels.

The framework of routed quantum circuits solves this problem by supplementing the standard quantum circuits with classical (more precisely, possibilistic) information representing the sectorial constraints.

We start off by adding structure to the Hilbert spaces. A Hilbert space A is sectorized into a set of orthogonal sectors (i.e., orthogonal subspaces) which are the objects of sectorial constraints. The *sectorized Hilbert space*³ A^i

corresponds to the definition of a preferred orthogonal decomposition of a Hilbert space A of the form:

$$A = \bigoplus_{i \in \mathcal{Z}_A} A_\star^i \quad (2)$$

It can also be defined, more formally, using the set of pairwise orthogonal projectors $(\pi_A^i)_{i \in \mathcal{Z}_A}$ on A , summing up to the identity; the π_A^i 's can be thought of as projecting onto the A_\star^i 's.

Note that A^i thus refers to the whole of A – serving to denote that it is sectorized –, and *not* to the specific i -sector of A . For disambiguation, in this paper the latter will be called $A_\star^i := \pi_A^i(A)$, with a star subscript.

The tensor product of two sectorized Hilbert spaces A^i and B^j is natural, corresponding to the decomposition:

$$A \otimes B = \bigoplus_{i \in \mathcal{Z}_A, j \in \mathcal{Z}_B} A_\star^i \otimes B_\star^j \quad (3)$$

Next we supplement the transformations by introducing the notion of a *route*, which will encode sectorial constraints. A route is a *relation* λ , a mathematical object which can be thought of as a possibly multi- or empty-valued function; it can be represented as a Boolean matrix λ_i^j . Its Boolean element λ_i^j then determines whether a transformation is permitted to map the i th input sector to the j th output sector. To state this more formally, consider a linear map $f : A \rightarrow B$ between Hilbert spaces which are sectorized to form A^i and B^j as described above. We say that $f : A \rightarrow B$ *follows* a route λ just in case

$$f = \sum_{ij} \lambda_i^j \cdot \pi_B^j \circ f \circ \pi_A^i \quad (4)$$

As proved in [44], this is equivalent to the statement that for all i and j , if $\lambda_i^j = 0$ then $\pi_B^j \circ f \circ \pi_A^i = 0$. Hence if $\lambda_i^j = 0$ then f cannot map any state with null support outside the i th sector of A , $\rho_A \in \pi_A^i(A)$, to a state with support in the j th sector of B , $\pi_B^j(B)$. Another equivalent formulation is that, given a matrix representation of f , the corresponding block in the block-decomposition provided by the projectors is zero whenever $\lambda_i^j = 0$. We thus see how routes (and specifically, their zeroes) enforce sectorial constraints on linear maps.

Routes can be sequentially composed using matrix multiplication and parallel-composed using the cartesian product. Their compositions play well with the compositions of linear maps, as well as their adjoints: if f follows λ and g follows ϵ , then $g \circ f$ and $f^\dagger \otimes g$ follow $\epsilon \circ \lambda$ and $\epsilon \times \lambda$ respectively, and f^\dagger follows λ^\top .

³ In [44], this was referred to as a ‘partitioned Hilbert space’. Here

we will switch to the more specific terminology of ‘sectorized Hilbert spaces’.

We can now define a *routed linear map* from A^i to B^j as a pair (λ, f) , for a relation $\lambda : Z_A \rightarrow Z_B$ and a linear map $f : A \rightarrow B$ that follows λ . Routed linear maps (hereon just ‘routed maps’) can be sequentially and parallelly composed by composing their elements pairwise, and one can take their Hermitian adjoint by adjoining their elements.

It will also be useful to define the notion of practical input or output spaces. The idea is that there can be elements i of λ ’s input space that are not connected by λ to anything in the output space, i.e. satisfying $\lambda_i^j = 0 \forall j$. This means that a linear map f that follows λ will necessarily be zero on the corresponding subspaces A_\star^i . As these A_\star^i ’s are in practice never used by the routed map (λ, f) , we define the *practical input space* of (λ, f) as corresponding to the rest of the subspaces. The same goes symmetrically for the notion of a practical output space.

Formally, given a routed map $(\lambda, f) : A^i \rightarrow B^j$, f ’s practical input space is given by

$$A^{\text{prac}} := \bigoplus_i \alpha_i \cdot \pi_A^i(A) \quad (5)$$

where α_i is given by

$$\alpha_i := \sum_j \lambda_i^j. \quad (6)$$

In (6), the sum is Boolean, i.e. given by $0 + 0 = 0$, $0 + 1 = 1$, $1 + 0 = 1$, $1 + 1 = 1$. A^{prac} is the orthogonal subspace of A in which f is not constrained by λ to have null support. One defines the practical output space in an exactly analogously way, this time by taking the Boolean sum $\sum_i \lambda_i^j$.

It is proven in [44] that sectorized Hilbert spaces and routed maps form a dagger symmetric monoidal category, which in turn implies that routed maps have a sound representation in terms of circuit diagrams.

For example, we can give a routed circuit diagram for the superposition-of-paths transformation discussed above. To this end, we will say that Alice and Bob have the *sectorized* Hilbert spaces:

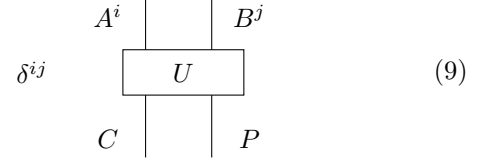
$$\begin{aligned} A^i &:= A_\star^0 \oplus A_\star^1 \\ B^j &:= B_\star^0 \oplus B_\star^1 \end{aligned} \quad (7)$$

where we have defined:

$$\begin{aligned} A_\star^0 &:= A_\star^{\text{vac}} \\ A_\star^1 &:= A_\star^{\text{par}} \\ B_\star^0 &:= B_\star^{\text{par}} \\ B_\star^1 &:= B_\star^{\text{vac}} \end{aligned} \quad (8)$$

Now the scenario can be represented as routed transformation (δ, U) , where U is the transformation (1), and δ is the Kronecker delta function. Diagrammatically, this

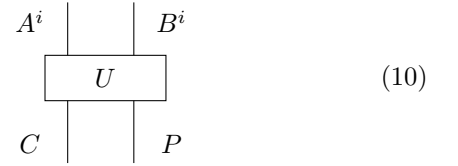
is represented by a box for U and a floating label for δ :



$$\delta^{ij} \quad \begin{array}{c} A^i \\ | \\ \boxed{U} \\ | \\ C \end{array} \quad \begin{array}{c} B^j \\ | \\ \boxed{U} \\ | \\ P \end{array} \quad (9)$$

In the diagram, wires represent sectorized Hilbert spaces; putting two wires next to each other represents the tensor product of those spaces as previously defined (likewise for transformations). We omit superscripts on wires with trivial (i.e. one-sector) sectorizations below, as in the rest of the paper, but it should be remembered that the mathematical object represented is technically a sectorized space.

The role of the route δ is to enforce the constraint that U has no support on its output space outside the one-particle sector $(A_\star^0 \otimes B_\star^0) \oplus (A_\star^1 \otimes B_\star^1)$. Since such a ‘delta-route’ simply matches up the values of the indices, we can equivalently write (10) using the convenient shorthand of *index-matching*:



$$\begin{array}{c} A^i \\ | \\ \boxed{U} \\ | \\ C \end{array} \quad \begin{array}{c} B^i \\ | \\ \boxed{U} \\ | \\ P \end{array} \quad (10)$$

In what sense does (10) offer a unitary representation of superposition of paths scenario? The first thing to note is that if one considers the box in the diagram as a transformation between its *practical* input and output spaces, rather than between the full spaces given by the tensor product (3), then it is unitary. Routed maps with this property are called routed practical unitaries, or *routed unitaries* for short. This in itself does not represent much of an improvement over an unrouted version of (10), since that too would be a unitary transformation on a restricted space. However, unlike in the unrouted case, in the routed diagram above there is a sense in which the space associated with a time slice on the output wires *is* the routed unitary space. This is because the route in the diagram implies that only a $2d$ -dimensional orthogonal subspace of $A \otimes B$ can actually be populated. This space is called the *accessible space* to distinguish it from the *formal space* associated with the definition of the tensor product. In general, the accessible space associated with any time-slice in a routed diagram can be calculated using the routes [44], in this instance using the formula $\bigoplus_{ij} \delta^{ij} A_\star^i \otimes B_\star^j$. However, in the case of a single unitary transformation the accessible space at the input or output is always just the routed unitary input or output space respectively. Hence the transformation in (10) is a unitary transformation between the accessible input and output space in the diagram.

Finally, we introduce *mixed* routed quantum circuits, in which the boxes become routed quantum *channels*, and

the wires become spaces of linear operators over Hilbert spaces. The routes then work in the same way and have the same meaning, forbidding input spaces that are in (i.e. have support only in) specific subspaces to be sent to other subspaces.⁴ To differentiate between unitary operators and unitary channels, we reserve calligraphic letters for the latter. For example,

$$\begin{array}{ccc} A^i & | & B^i \\ & \boxed{\mathcal{U}} & \\ C & | & P \end{array} \quad (11)$$

is a routed unitary channel.

Before moving on, a quick note on notation and terminology. Throughout this paper, we will stick to using roman letters like A to denote a Hilbert space. In a harmless abuse of notation, we will sometimes use the same letter to denote the system that that Hilbert space represents. Similarly, A^i is used both to represent a sectorized Hilbert space and the corresponding *sectorized system* – that is, a system that suffers from sectorial constraints.

III. CAUSAL INFLUENCE THROUGH TRANSFORMATIONS

What does it mean to say that some system A exerts a causal influence on another system D ? Let us assume, for the time being, that we can model A as an input and D as an output of some transformation. In this case, an obvious idea is:

A influences D just in case information can flow from A to D through the transformation that connects them.

In the quantum case, this idea amounts to defining causal relations as signalling relations through quantum instruments. However, in our view, not all quantum instruments are suitable to define causal relations. This is because we assume that the existence of a causal relation should be independent of our state of knowledge, but general quantum transformations do depend on what we know. This leads to the possibility of signalling between various systems depending on what we know.

For example, if A is the control input and D is the target output of a quantum CNOT channel, then A can

signal to D through this transformation. Hence we can reasonably say that A is a cause of D . But then suppose that we have no idea about what happens at the target input, so we describe the situation with the channel obtained by preparing it in a maximally mixed state. Through this channel, A does *not* signal to D . If we took signalling relations in general quantum channels (or instruments) to define causal relations, then we could legitimately say that A is *not* a cause of D .

The upshot is that, if general quantum transformations define causal relations, then there could be disagreement about whether A is a cause of D , without either of the options being wrong: they would just correspond to different states of knowledge, according to which different causal relations are attributed. This relativity is incompatible with our preferred perspective that causal relations are ‘out there’ as objective features of the natural world, waiting to be discovered.

To avoid this relativization of causal structure to states of knowledge, we assume that quantum causal relations are signalling relations in a *unitary* channel – i.e. the sort of transformation which is plausibly an objective feature of the world, independent of our knowledge of it. These causal relations are the subject of this section. Firstly, we will focus on standard unitary channels whose input and output subsystems correspond to tensor factors of the overall Hilbert spaces, summarising the salient features of the framework presented in [5]. We will then generalize to the case of the routed unitaries described above.

A. No-influence through an unrouted unitary channel

We have argued that quantum causal relations should be understood in terms of the possibility of signalling through unitary transformations. But we have not spelled out precisely what this means, either by laying out exactly what resources one should be granted in attempting to send messages from A to D , or by translating this idea into mathematics. In this subsection, we will offer six distinct notions of the lack of causal relation, which we call *no-influence through an unrouted unitary channel*. This is a re-expression of the framework developed in [5], aimed at providing a compact summary of their features most relevant to our needs, as a preparation for their subsequent extension to systems suffering sectorial constraints.

Some of the notions correspond to quite distinct ideas of what it means to signal, and some are not obviously formulations of no-signalling at all. Remarkably, however, they all turn out to be equivalent. This is good news for our programme of defining causal relations as signalling relations through unitaries, since it means that there is one notion of no-influence that stands out as particularly natural, rather than a number of competing alternatives.

An obvious candidate formulation of the claim that A

⁴ In [44], routes in the mixed case were made more expressive by having them also encode so-called *coherence constraints*. This procedure, which involves a doubling of the spaces’ and routes’ indices, is unnecessary for our needs in this paper; we will therefore keep working with standard routes in the mixed theory as well, to avoid clutter, as was already done in [45]. To translate the notations here to those of [44], one just has to replace A^i ’s with $A^{ii'}$ ’s and λ_i^j ’s with $\lambda_i^j \lambda_{i'}^{j'}$ ’s.

exerts no causal influence on D through a unitary $U : A \otimes B \rightarrow C \otimes D$ is given by the following diagram, in which $\overline{\top}$ represents the trace operation:

Diagram (U1) shows two equivalent circuit diagrams. The left diagram has input wires A and B entering a box labeled U . The output wires are C and D . The wire C is then traced out, indicated by a double horizontal line with a vertical line through it. The right diagram has input wires A and B entering a box labeled Φ . The output wires are A and D . The wire A is then traced out, indicated by a double horizontal line with a vertical line through it. The two diagrams are separated by an equals sign.

(U1) says that the channel obtained by tracing out C is equivalent to a channel that traces out A . Intuitively, the notion of no-influence being presented here is that if we only have access to the non-effect, we may as well forget about the non-cause.

A closely related notion is that the channel obtained by tracing out C should be independent of any local channel Φ applied to system A before U :

Diagram (U2) shows two equivalent circuit diagrams. The left diagram has input wires A and B entering a box labeled U . The output wires are C and D . The wire C is traced out. A box labeled Φ is applied to the input wire A before it enters U . The right diagram is identical to the left one, but the box Φ is not present. The two diagrams are separated by an equals sign.

This condition has a very clear operational meaning – it says that no local interventions on a non-cause can be used to send signals to the non-effect.

A third notion of no-influence from A to D is based on the intuition that if a (mixed) product state is fed into the channel, then the resulting reduced state at D is independent of the choice of state at A :

Diagram (U3) shows two equivalent circuit diagrams. The left diagram has input wires A and B entering a box labeled U . The output wires are C and D . The wire C is traced out. Below the input wire A is a triangle labeled ψ , and below the input wire B is a triangle labeled ϕ . The right diagram is identical to the left one, but the triangles are labeled ψ' and ϕ respectively. The two diagrams are separated by an equals sign.

Note that this is a conceptually distinct notion of signalling to (U2), since one might naively imagine a situation in which one can only signal from A to D via applying a local channel on A to a nonseparable state on $A \otimes B$.

While they have the advantage of being obviously related to signalling, all of the candidate no-influence relations so far make essential use of the trace operation $\overline{\top}$. This might give these conditions a somewhat anthropocentric feel. Given that we are trying to get away from the idea that causal relations have some essential connection to agents, whose ignorance of or disregard for

C is represented by the trace on that system, one might prefer to give a no-influence relations at the level of pure unitary quantum theory. One way of doing this is to require the unitary to decompose in a particular way:

Diagram (U4) shows two equivalent circuit diagrams. The left diagram has input wires A and B entering a box labeled U . The output wires are C and D . The right diagram has input wires A and B entering a box labeled W . The output wires are A and D . The wire A then enters a box labeled V , and the output wire is C . The two diagrams are separated by an equals sign.

The intuition here is that A does not influence D just in case there is some decomposition of the unitary into a unitary circuit in which there is no path of wires connecting A and D . This is to understand a causal relation as a *compositional* property of a unitary channel, rather than necessarily as a signalling relation.

Another way to define no-influence without the use of the trace is to consider how the unitary channel $U := U(\cdot)U^\dagger$ acts on the local unitary operators on A . Specifically, we might require that for all unitaries $V \in \mathcal{L}(A)$, there exists a unitary $V' \in \mathcal{L}(C)$ such that:

Diagram (U5) shows two equivalent circuit diagrams. The left diagram has input wires A and B entering a box labeled U . The output wires are C and D . A box labeled V is applied to the input wire A before it enters U . The right diagram has input wires A and B entering a box labeled U^\dagger . The output wires are C and D . A box labeled V' is applied to the output wire C after it leaves U^\dagger . The two diagrams are separated by an equals sign.

The intuition behind (U5) is explained as follows. A local unitary intervention applied to A before the implementation of U results in a transformation $U \circ (V \otimes I)$. By the unitarity of U , this is equivalent to $U(V \otimes I) \circ U = (V' \otimes I) \circ U$. So (U5) corresponds to the intuition that A is not a cause of D just in case the result of applying a local unitary intervention on A before the implementation of U is equivalent to that of doing nothing before the implementation of U , and instead just unitarily operating on output systems other than D .

Finally, a notion of no-influence closely related to the previous one concerns the operator algebras $\mathcal{A} := \mathcal{L}(A)$ and $\mathcal{D} := \mathcal{L}(D)$. Specifically, we require that the following commutation relation holds:

$$[U(\mathcal{A} \otimes I_B)U^\dagger, I_C \otimes \mathcal{D}] = 0 \quad (\text{U6})$$

In identifying causal relations with commutation relations, this last notion of no-influence corresponds to well-established intuitions about causality in quantum field theory to finite-dimensional, nonrelativistic quantum theory.

Remarkably, every one of the intuitions discussed here lead to the precisely the same no-influence relation:

Theorem III.1 *Conditions (U1) - (U6) are all equivalent.*

Theorem III.1 is proven in Appendix A. This allows for a formal definition of no-influence through an unrouted unitary channel.

Definition III.1 *No-influence through an unrouted unitary channel. Consider a unitary transformation $U : A \otimes B \rightarrow C \otimes D$. We say that A has no influence on D through U , written $A \not\rightarrow^U D$, just in case conditions (U1) - (U6) hold.*

We say that A is a cause of D through U , written $A \xrightarrow{U} D$, just in case it is not true that $A \not\rightarrow^U D$.

We thus have a notion of no-influence that is motivated by a number of distinct intuitions. It turns out that this notion leads to two very interesting and useful properties, to which we now turn.

Proposition III.1 (Time symmetry) *A is not a cause of D through U if and only if D is not a cause of A through U^\dagger . That is,*

$$A \not\rightarrow^U D \iff D \not\rightarrow^{U^\dagger} A, \quad (12)$$

This property is immediate from (U4). The property feels quite natural in a time symmetric universe – if the dynamics are reversible, and we define causal relations in terms of those dynamics, then it is very intuitive that those causal relations should be reversible to.

However, remarkably, this implication is not trivial and does not hold for all theories. In particular, we note that classical causal relations, defined as dependencies in a reversible function, are not time-reversible. For example, in a classical CNOT gate, there is signalling from the control to the target. But in the time-reversed function (which is just the CNOT), there is no signalling from the target to the control. Time symmetry thus provides a sense in which quantum theory actually feels much more natural than classical theory⁵.

The second useful property is the *atomicity* of causal structure in unitary transformations [10, 46].

Proposition III.2 (Atomicity) *No-influence relations in a unitary transformation can be composed and decomposed in the following ways:*

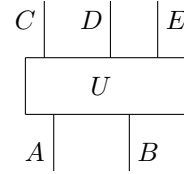
$$(A \not\rightarrow^U E) \wedge (A \not\rightarrow^U F) \iff (A \not\rightarrow^U E \otimes F) \quad (13)$$

$$(A \not\rightarrow^U F) \wedge (B \not\rightarrow^U F) \iff (A \otimes B \not\rightarrow^U F) \quad (14)$$

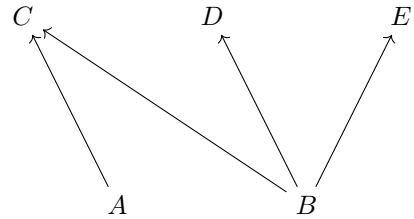
This proposition is proven in Appendix B.

Atomicity says that if a system A cannot influence either system E or system F individually, it cannot influence the composite system $E \otimes F$. This is a remarkable property since in general much (if not all) of the information in $E \otimes F$ is only present in the nonlocal correlations between them, and does not show up in the individual reduced density matrices of the subsystems. Thus one could imagine that A could influence $E \otimes F$ without influencing its subsystems by only affecting the nonlocal correlations. (indeed, this can happen for signalling relations in general quantum channels). Yet atomicity shows that this is impossible: the nonseparability of pure states does not lead to nonseparability at the level of causal structure.

Atomicity is also very useful since it enables to represent the overall *causal structure* of a unitary transformation using a directed graph between its individual, ‘atomic’ input and output subsystems. This is a very important theme for us, so it is worth dwelling on. Consider a unitary transformation of the following form:



We now know how to tell whether there is causal influence between any pair of input/output subsystems – we just check using whichever of (U1–U6) is most convenient. We can thus write down six causal influence or no-influence relations, which can conveniently be represented with a directed acyclic graph with arrows representing the influence relations. For example, if our only *no*-influence relations are $A \not\rightarrow^U D$, and $A \not\rightarrow^U E$, we can represent all six relations as follows:



If we didn’t know about atomicity, then we might think that there are still more facts about the causal structure that aren’t captured by this graph. In particular, we might imagine that A is a cause of the composite system $D \otimes E$. But if we bear atomicity in mind, this graph tells us that $A \not\rightarrow^U D \otimes E$, even though there is no node representing $D \otimes E$. Thus a directed acyclic graph between the five subsystems from the original decomposition of the unitary represents a much larger set of facts about the causal structure.

⁵ Note, however, that time-symmetry of causal relations holds for the theory of classical *symplectic transformations* [49]

More generally, atomicity implies that the causal relations among arbitrary subsets of the input/output subsystems are fixed by the causal relations among the individual subsystems. This justifies us in simply *defining* the causal structure of a unitary transformation as this directed acyclic graph:

Definition III.2 *The causal structure of a unitary transformation is directed acyclic graph representing the causal relations between its individual input/output subsystems.*

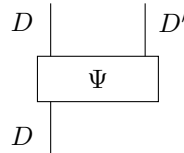
While this notion of causal structure is good as far as it goes, it does not apply to situations where sectorial constraints are at play. In the next subsection, we generalize the notion to no-influence through a *routed* (practical) unitary, in order to fix this.

B. No-influence through a routed unitary channel

As is clear from (U2), no-influence can be understood as the statement that measurements on an output subsystem are independent of transformations on an input subsystem. This suggests that if the transformations or measurements on subsystems that can be performed are *restricted*, this will change the causal relations. But our current definition of no-influence does not accommodate such restrictions; indeed, (U2) quantifies over *all* quantum channels on A .

As a concrete example, suppose that A and D are the control input and the target output respectively of a quantum CNOT gate. According to our current definition, A is a cause of D . But now suppose that the only measurements one can perform on D are measurements of the orthonormal basis vectors $\frac{|0\rangle \pm |1\rangle}{\sqrt{2}}$ (perhaps because of a superselection rule). In this case, all the possible measurements on D are independent of any transformations on A . Then presumably we should say that A is *not* a cause of D . We need a more general notion of no-influence to accommodate this.

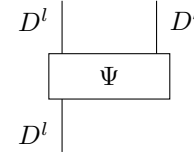
We can understand this restriction on measurements as the result of a sectorial constraint. Note that, due to the Naimark dilation, any measurement on a system D can be performed by implementing a channel with an ancillary output D' , and then measuring D' . Diagrammatically, this channel has the form



$$(15)$$

Implicitly, (U2) assumed that any measurements of this form on D can be performed, since it requires that its reduced state should be independent of the channel Φ on A . Instead, let us now restrict ourselves to the *sector-preserving* measurements on a *sectorized* version of the

system, D^l . These are the measurements that can be implemented using a channel of the form (15) that maps each of D^l 's sectors to itself. In other words, sectorized measurements are the ones that can be performed using a routed channel of the form:



$$(16)$$

If D^l is a qubit with sectors spanned by $|0\rangle$ and $|1\rangle$, then the measurements on D^l via measurements of D' with this sort of channel are precisely measurements of (convex combinations of) $\frac{|0\rangle \pm |1\rangle}{\sqrt{2}}$. Thus the restrictions from our example can be understood as a restriction to sector-preserving measurements.

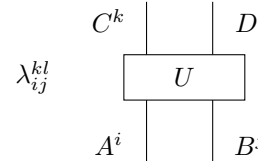
More generally, we also want to consider sectorial constraints on the putative cause systems. We thus restrict to the sector-preserving channels Φ on the sectorized system A^i . These are the ones for which



$$(17)$$

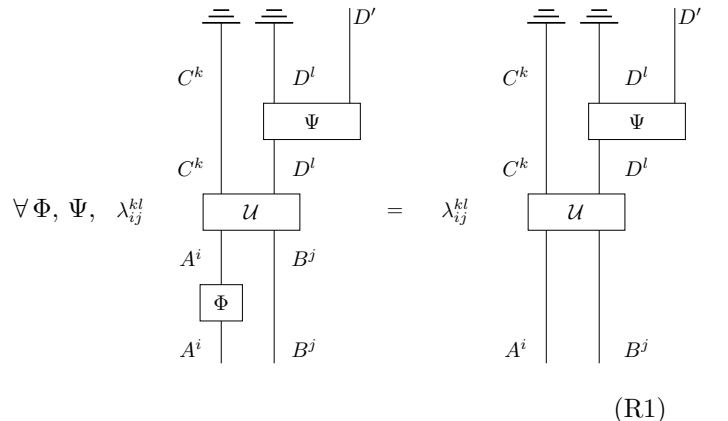
is a valid routed channel.

We can thus consider a causal relation between sectorized systems as the possibility of signalling using sector-preserving transformations on the cause and sector-preserving measurements on the effect. Since we are now dealing with sectorized systems, we can define the no-influence relations with respect to routed (practical) unitaries of the following form:



$$(18)$$

We can formulate the resulting notion of *no-influence through a routed unitary* (λ, U) as follows:



$$(R1)$$

We say that A^i is a cause of D^l through U , written $A^i \xrightarrow{U} D^l$, just in case it is not true that $A^i \not\xrightarrow{U} D^l$.

The next obvious question is whether this more general notion of no-influence leads to the same nice properties as its unrouted counterpart. It turns out that this is indeed the case: the no-influence relation through a routed unitary is time-symmetric and atomic.

Proposition III.3 (Time symmetry – routed case)

Given the routed unitary (18), A^i is not a cause of D^l in U if and only if D^l is not a cause of A^i in U^\dagger . That is,

$$A^i \not\xrightarrow{U} D^l \iff D^l \not\xrightarrow{U^\dagger} A^i, \quad (20)$$

Time-symmetry follows immediately from (R3).

For the atomicity property, consider a unitary transformation of the following form (expressed in the pure theory):

$$\begin{array}{c} D^l \quad E^m \quad F^n \\ \lambda_{ijk}^{lmn} \quad \boxed{U} \\ A^i \quad B^j \quad C^k \end{array} \quad (21)$$

Recall that, just like unsectorized Hilbert spaces, we can take a tensor product of sectorized Hilbert spaces as in 3. We then have the following proposition, proven in Appendix G.

Proposition III.4 (Atomicity – routed case) *No-influence relations in the routed unitary (21) can be composed and decomposed in the following ways:*

$$(A^i \not\xrightarrow{U} E^m) \wedge (A^i \not\xrightarrow{U} F^n) \iff (A^i \not\xrightarrow{U} E^m \otimes F^n) \quad (22)$$

$$(A^i \not\xrightarrow{U} F^i) \wedge (B^j \not\xrightarrow{U} F^n) \iff (A^i \otimes B^j \not\xrightarrow{U} F^n) \quad (23)$$

Just like the unrouted case, this property allows us to represent the causal structure of a routed unitary as a directed acyclic graph between its input and output subsystems. Since we will define a fine-graining of this structure in the next subsection, called the ‘sectorized’ causal structure, we call this the ‘coarse-grained’ or ‘unsectorized’ causal structure of a routed unitary.

Definition III.4 *The unsectorized causal structure of a routed unitary transformation is a directed acyclic graph representing the causal relations between its individual input and output subsystems.*

C. Sectorized no-influence through a routed unitary transformation

Suppose we know that $\bigoplus_i \mathcal{L}(A_\star^i)$ is a cause of $\bigoplus_i \mathcal{L}(D_\star^i)$ in the routed unitary (18). By (the negation of) (R1), this tells us it is possible for agents to exchange messages by performing local, sector-preserving interventions on A^i and D^l . However, one might want to know further whether it is possible to send messages via a restricted set of interventions on A^i that only act nontrivially on a specific sector, such as A_\star^0 . If so, one could further ask whether sending messages is still possible if we further require that the local effect of the intervention on D^i is only to modify the relative phases between the different sectors, and to do nothing to states that have support within only one sector. To tackle this question, and other similar ones, in this section we introduce *sectorized* no-influence relations and relata for routed unitary transformations.

A central tool in the study of sectorized no-influence is the *exchange gate*, which we already mentioned in the previous subsection. We will now elaborate in detail on its definition and its significance.

Let us start with an intuitive account, in terms of agents’ actions. Suppose an agent Alice, having access to a system A without any constraints, wants to take maximal advantage of the signalling allowed by that situation. Then a natural strategy for her is to use an ancillary system A' , of the same dimension as A , and to swap it with A . Indeed, she can then fully read out messages that were sent from her past into A – as they will be channelled into her ancillary output –, and has total control over messages sent to her future through A – as they will only depend on how she decided to initialise her ancillary input. In that sense, using a swap allows her to extract as much information as possible from A , and likewise insert as much information as possible into it.

In the presence of sectorial constraints, Alice is forbidden to use this strategy: the swap with an ancillary system is not sector-preserving on A^i . The idea of the exchange gate is thus to yield the *next best strategy* she can implement to exchange the maximum amount of information with A^i . Taking A^i to have N sectors, a first idea is for her to keep in store not one, but N ancillary systems, with each of them corresponding to one of the sectors; she can then swap A^i with the suitable ancilla depending (coherently) on which sector is populated, e.g. swapping it with the first ancilla if it is in the first sector, etc. These ancillas will be called the *sectorial ancillas*.

However, one can find that this strategy is still not completely satisfactory, as it overlooks Alice’s ability to also measure (i.e. copy into her ancilla) which sector is populated, or to modify the relative phases of sectors. To account for this, she will need an $(N + 1)$ th ancilla of dimension N , on which a generalised CNOT gate is performed, whose control is the ‘which sector of A^i is populated’ information. This $(N + 1)$ th ancilla will be called the ‘which-sector’ ancilla A_w , as, when its input

state was prepared in the computational basis, reading its output tells Alice about which sector of A^i was populated (and decoheres this information). Alternatively, by preparing the input states of A_w in the Fourier basis, Alice can introduce phase shifts between the sectors of A^i through phase backaction.

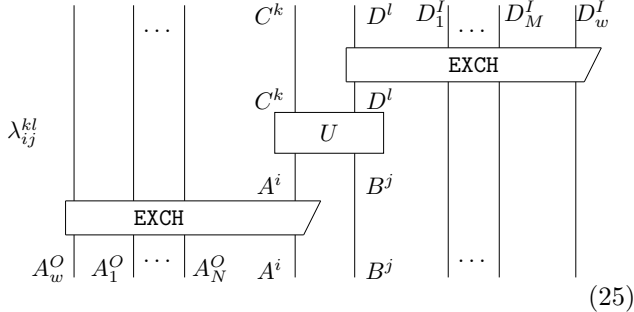
Using both the sectorial ancillas and the which-sector ancilla at the same time is the best strategy for Alice: this is what the exchange gate represents. In that sense, it can be thought of as a generalisation of the swap, to which it reduces in the case where the sectorization of A^i is trivial.

Let us now turn to its mathematical definition⁷. The exchange gate acts on A^i and $A' = A_1 \otimes \dots \otimes A_N \otimes A_w$, and decomposes as a direct sum of N terms, each acting on one sector. The i th term swaps the i th sector A^i_* of A with A_i , increases the logical value of A_w by i , and does nothing to the remaining sectorial wires. In other words, we have:

$$|m\rangle_{A_w} |\phi\rangle_{\overline{A_i}} |\xi\rangle_{A_i} |\psi_i\rangle_A \xrightarrow{\text{EXCH}} |m+i\rangle_{A_w} |\phi\rangle_{\overline{A_i}} |\psi_i\rangle_{A_i} |\xi\rangle_A \quad (24)$$

for a state $|\psi_i\rangle_A \in A^i_*$ in the i th sector, a state $|\phi\rangle_{\overline{A_i}}$ on $\overline{A_i} := \bigotimes_{j \neq i} A_j$, $|\xi\rangle_{A_i}$, and the logical state $|m\rangle_{A_w}$.

We can now rewrite the channel from (R4) in terms of the subsystems of the exchange gate:



(25) is all we need to define the more fine-grained causal structure that we were looking for, as the exchange gate allowed us to neatly differentiate between the causal influences that are mediated by each individual sector, and also by the ‘which-sector’ information. As we already know how to define no-influence relations among the input/output subsystems of a routed unitary transformation, we can simply define a sectorized no-influence relation as the no-influence relation between a subsystem of A' and D' in the routed unitary above. For example, if $A_3^O \not\rightarrow D_w^I$ through the routed unitary in (25), then we take this to mean that the third sector of A^i has no influence on which-sector information in D^I . If A^i and D^I have N and M sectors respectively, then we have a total of $(N+1)(M+1)$ sectorized no-influence relations.

Since they were defined in terms of our existing notion of no-influence through a routed unitary, the sec-

torized no-influence relations immediately inherit time-symmetry and atomicity. This means that we can define the sectorized causal structure as a directed acyclic graph, where a system with N sectors is represented by $N+1$ vertices.

Definition III.5 *The sectorized causal structure of a routed unitary is a directed acyclic graph with a vertex for each input/output subsystem, and a vertex for the which-sector information in each system. The arrows represent the causal relations between them.*

We also note that there is an unsectorized causal influence between an input and output sectorized system if and only if there is at least one corresponding sectorized causal relation. This follows from (R4), atomicity, and the fact that the ancillary wires of the exchange gate are the tensor products of the $n+1$ wires that define the sectorized causal structure. This is equivalent to the following proposition, which makes clear the sense in which the sectorized causal structure is a fine-graining of the unsectorized one.

Proposition III.5 *The unsectorized causal structure of a routed unitary transformation is obtained from the sectorized causal structure by combining all the vertices that correspond to the same sectorized system, while preserving the edge structure.*

It is worth elaborating on what the sectorized causal relations mean, and why we need to consider the which-sector ancilla A_w . Causal influence on a sector means the possibility of affecting the information within that sector. Now, since the total state space of the sectorized system is just the direct sum of its sectors, one might naively think that if none of its sectors are influenced by some potential cause, then the sectorized system itself is not influenced. But a moment’s reflection shows that this is false, since a cause might be able to affect *which* sector happens, and yet have no effect at all on the information contained within the sectors. And the question of which sector happens can indeed be settled with a sector-preserving measurement.

All of this is particularly obvious if all the sectors are one-dimensional, so that they contain no information; an example is provided in Figure 1. This shows that accounting for the which-sector information via the which-sector ancilla is crucial for Proposition III.5 to hold, and therefore for our sectorized causal structure to deserve the status of a fine-graining of the unsectorized one.

Similarly, a sector exerting a causal influence means that the information contained within that sector can have some influence on the effect. But the causal influence exerted by a sectorized system is not just the combination of that exerted by its sectors, since one can also change the relative phases between the sectors via a sector-preserving transformation. This is once again accounted for by the which-sector ancilla. An example is provided in Figure 2, which is just the time-reversed version of the previous example.

⁷ A more thorough definition, that is useful for following proofs, is provided in Appendix D.

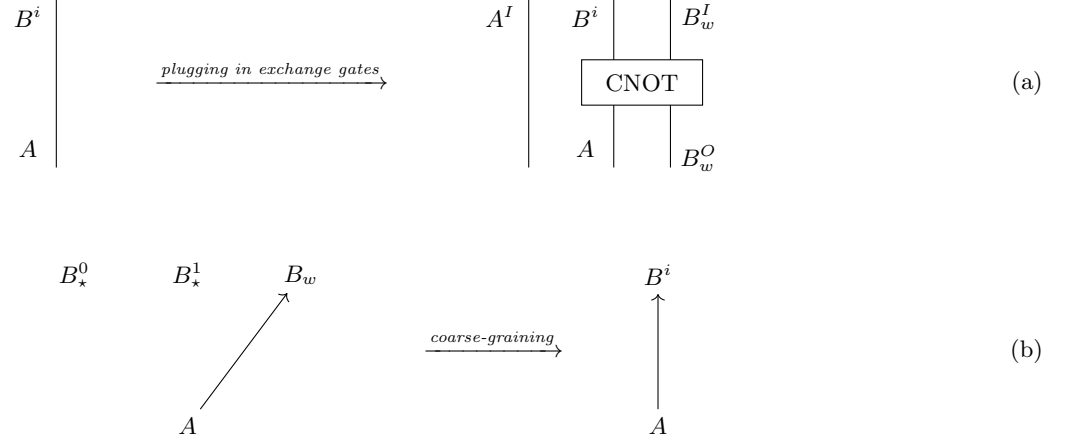


FIG. 1. A routed unitary that illustrates the need to include the which-sector ancilla in the exchange gate. The routed unitary on the left of (a) is just an identity channel from a qubit A with only one sector (so that we can omit an index) to a qubit B^i sectorized into two one-dimensional sectors. The exchange gate on an unsectorized system is just the swap, and the exchange gate on a sectorized qubit is the CNOT. Hence putting in exchange gives us the right side of (a) – the wires corresponding to one-dimensional sectors are one-dimensional, so they can be ignored. Evaluating the no-influence conditions on this second transformation gives us the more fine-grained sectorized causal structure on the left of (b), which gives the coarse-grained, unsectorized causal structure on the right when we combine the vertices associated with B^i . There is no influence from A to either of the sectors. Thus, if we omitted the which-sector information B_w , we would get the wrong causal structure. The conceptual point is that not all the information in B^i is encoded within its sectors: there is also information about which sector happened.

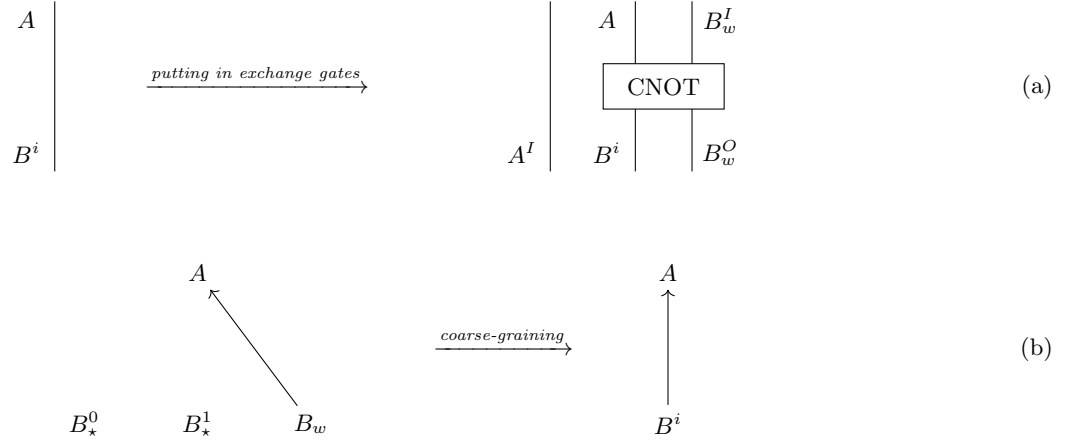


FIG. 2. A routed unitary that illustrates the need to consider influence through relative phases, hence the which-sector ancilla. The routed unitary on the left of (a) is just the time reverse of that from Figure 1. From time-symmetry, it follows that the sectorized and unsectorized causal structures are obtained by reversing the arrows in Figure 1. Again, the which-sector ancilla turns out to be essential for getting the right unsectorized structure; this time, because one must consider the possibility of exerting a causal influence via phase shifts between the sectors.

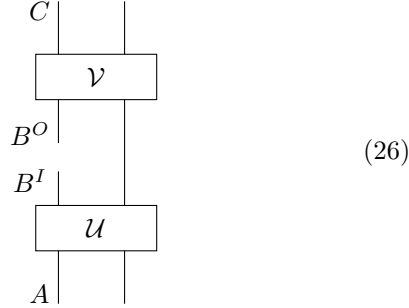
We briefly note that a number of alternative formulations of the sectorized no-influence relations are available. It is possible to associate each of the vertices in a sectorized causal structure with an algebra of operators – in fact, a subalgebra of the sector-preserving algebra for the corresponding system. This algebra defines the class of channels and unitaries one quantifies over in expressions like (R1) and (R2), which turn out then turn out

to be equivalent to the no-influence relation provided in this subsection. This is discussed in Appendix E.

IV. CAUSAL STRUCTURE IN QUANTUM SUPERMAPS

The no-influence relations considered so far only allow us to consider a very limited range of causal structures. It seems perfectly reasonable to consider causal structures such as $A \rightarrow B \rightarrow C$, in which some systems act as both causes and effects. But in a unitary transformation, each subsystem can only act as a cause *or* an effect, depending on whether it is an input or an output of the unitary.

For an example of a scenario which might exhibit this causal structure, suppose that Alice and Charlie are separated not just by unitary channels, but by an intervention that can be freely chosen by a third agent, Bob. The situation is depicted below, where the gap in the wire represents Bob's ability to choose an arbitrary instrument with which to fill it.



Our existing notion of no-influence might help us determine whether A influences B , or B influences C . But how do we tell whether A influences C ? Our existing notion of no-influence doesn't apply, since the systems are not the input and output of a single unitary transformation.

The aim of this section is to answer questions of this kind. The diagram (26) can be formally interpreted as a quantum *supermap* [50]⁸. Accordingly, we start by characterizing the causal structure of supermaps, once again re-expressing compactly the central ideas of [5]. This involves reformulating these in the language of supermaps (rather than in terms of the process matrices used in [5]). In line with our goals, we then generalize the approach to *routed supermaps*, in which sectorial constraints can be accounted for, and in which a more fine-grained, sectorized causal structure can also be displayed.

A. Causal structure in standard supermaps

An n -partite quantum supermap on product channels transforms n quantum operations as inputs into a single

quantum operation as an output: it is an ‘operation on operations’. Deterministic supermaps are defined precisely in [2]; the rough idea is as follows. A bipartite, deterministic quantum supermap on product channels, \mathcal{S} , is a linear map of the form

$$\mathcal{S} : \text{Herm}(A^I \otimes B^I \rightarrow A^O \otimes B^O) \rightarrow \text{Herm}(P \rightarrow F) \quad (27)$$

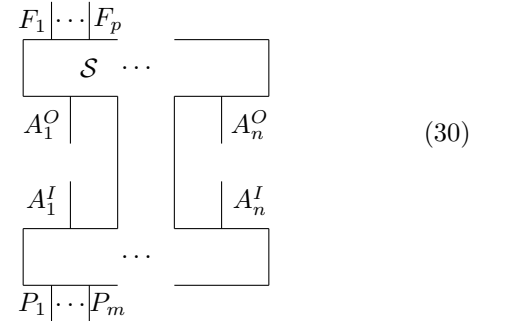
where each of the italicised letters are Hilbert spaces, and $\text{Herm}(X \rightarrow Y)$ is the space of Hermitian-preserving maps from $\mathcal{L}(X)$ to $\mathcal{L}(Y)$. To state a further requirement we consider an arbitrary collection of ancillary Hilbert spaces $\gamma_A^I, \gamma_A^O, \gamma_B^I, \gamma_B^O$, and an arbitrary pair of quantum channels:

$$\begin{aligned} \mathcal{M}_A &: \mathcal{L}(\gamma_A^I \otimes A^I) \rightarrow \mathcal{L}(\gamma_A^O \otimes A^O) \\ \mathcal{M}_B &: \mathcal{L}(\gamma_B^I \otimes B^I) \rightarrow \mathcal{L}(\gamma_B^O \otimes B^O) \end{aligned} \quad (28)$$

A bipartite deterministic supermap on channels is any linear map of the form (27) for which

$$(\mathcal{I} \otimes \mathcal{S} \otimes \mathcal{I})[\mathcal{M}_A \otimes \mathcal{M}_B] \quad (29)$$

is always a quantum channel, where the left and right \mathcal{I} 's are the identities on $\text{Herm}(\gamma_A^I \rightarrow \gamma_A^O)$ and $\text{Herm}(\gamma_B^I \rightarrow \gamma_B^O)$ respectively. An n -partite, deterministic quantum supermap on product channels is then the obvious generalization of this idea. A general such supermap is depicted below, in which we consider an arbitrary factorization of its ‘past’ P and its ‘future’ system F .



Each node can be associated with an agent who chooses the intervention for a given node. The commonly invoked intuition [3] is that each agent is in an isolated laboratory, the doors of which open only once to receive the input system associated with A_l^I , and then once more to eject the output system associated with A_l^O .⁹ All of the correlations and interactions between the agents' input/output systems are ultimately facilitated by the supermap. In our case we always want to allow for the possibility that an agent performs no intervention at the node, in which case it should be possible to regard the

⁸ An alternative, equivalent representation is that of *process matrices* [3]; see footnote 11 on the connection between the two pictures.

⁹ If ancillas are used then these may be pictured as either residing in the lab the entire time, or as being received before the rest of the experiment and ejected afterwards.

outgoing space as a copy of the ingoing one. For this reason, we assume here that A_l^I and A_l^O are of the same dimension for all l .

Before proceeding we note that, as in the case of transformations, we reserve the notion of causal structure for *unitary* supermaps.¹⁰ Our reasons for restricting to unitaries are the same as before – we assume that unitary supermaps are the ontic supermaps that allow us to avoid problems with confounding common causes [5, 52].

The objects that bear causal relations in a supermap are its nodes and its past/future subsystems. The relations can be defined in terms of the unitary channel obtained by pulling the outgoing wire of each node to the bottom of the page, and the ingoing wire to the top. This is called the *process channel*¹¹:

This corresponds to each agent choosing a special intervention associated with each node: a swap onto an ancillary system of the same dimension as A_l^I .

At this point, we already know what it means for an input to a unitary channel to influence some output. Hence we can define a *direct cause* relation in terms of this influence relation. Specifically, the i th node is a direct cause of the j th node if and only if A_i^O is a cause of A_j^I in the process channel. We can also define direct cause relations involving the past/future subsystems: for example, the i th past system P_i is a direct cause of the j th node if and only if P_i is cause of A_j^I in the process channel.

There is a nice intuition behind this definition. When each agent implements a swap, they prevent any information from flowing from the input systems of the nodes to the outputs. This means that any possibilities for signalling between agents at the nodes via their ancillas are entirely due to the internal structure of the supermap. In this case, the ability of one agent to signal to another

is not dependent on – or *mediated* by – the other agents allowing information to flow through the node.

Moreover, when we define direct cause relations in this way, they inherit the atomicity property from the relation of no-influence through a unitary transformation. In particular, the direct causal relations between arbitrary subsets of the nodes and past/future subsystems are fixed by the direct causal relations between the individuals. This enables us to define the causal structure of a supermap as a directed graph representing the direct cause relations between individual nodes and past/future subsystems. Indirect causes relations are then defined as directed paths on this graph.

The causal structure of the supermap is easily obtained from the causal structure of its process channel: one simply combines each pair of vertices corresponding to the same supermap node, while maintaining the edge structure. An example of this procedure is provided in Figure 3, for the causal structure of the quantum switch [2].

Definition IV.1 *The causal structure of a standard unitary supermap is a directed graph, obtained by combining the vertices corresponding to the same supermap node in the causal structure of the process channel, while preserving the edge structure.*

We note that, while the causal structure of the process channel will always be acyclic, the process of combining vertices might induce cycles in the causal structure of the supermap, as in Figure 3. This implies that the vertices cannot be ascribed a partial order such that effects are always higher up than their causes. Accordingly, if a supermap has a cyclic causal structure, we say that it exhibits *indefinite causal order* [8].

B. Causal structure in a routed unitary supermap

The above notion of the causal structure of a supermap is good as far as it goes, but it can't help us understand causal structures where sectorial constraints feature crucially. Yet, as we aim to demonstrate with our analysis of alleged implementations of the quantum switch, accounting for these constraints can be crucial for understanding the causal structures at play in a physical scenario. The goal of this subsection is to generalize our analysis of causal structure to account for sectorial constraints.

We will do this by analyzing the causal structure of supermaps on routed maps, or *routed supermaps*, for short. The resulting framework will ultimately enable us to better understand the causal structures at play in alleged implementation of the switch.

Routed supermaps are defined in [45]. The idea is basically the same as for unrouted supermaps except that now the input channels for each node must follow a particular route, and the output is a routed channel. Here, we assume that the ingoing and outgoing sectorized Hilbert spaces associated with the l th node, $A_{I,l}^i$ and

¹⁰ For supermaps this means either that it transforms n unitary channels to another unitary channel, or that the associated process matrix (defined below) is unitary – the two notions are equivalent [51].

¹¹ The operator representing this channel via the Choi-Jamiołkowski isomorphism is commonly known as the *process matrix* or *process operator*, introduced in [3] and commonly used in the literature on ICO.

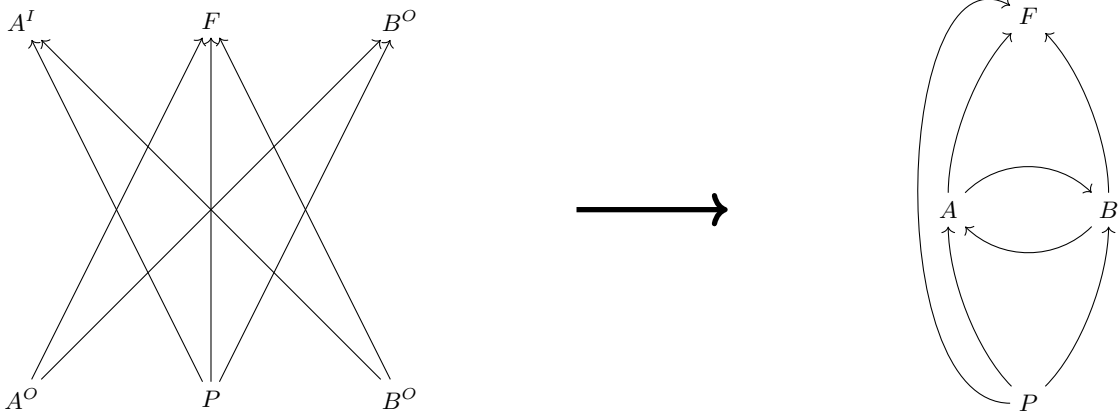


FIG. 3. Moving from the causal structure of the process channel to the causal structure of the supermap. On the left-hand side, we have a possible causal structure of the process channel for a bipartite unitary supermap, with nodes A and B (in particular, this is what we get for the quantum switch [2, 8]). To get the causal structure of the supermap, we just need to combine A^I and A^O into a single vertex representing the node A , and B^I and B^O into a single vertex representing B .

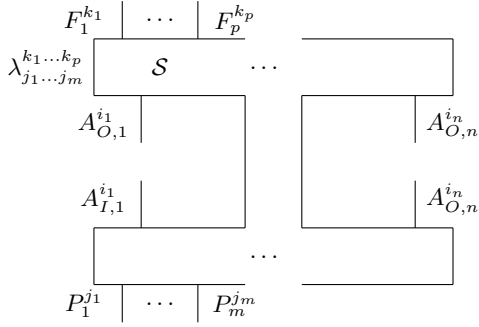


FIG. 4. An n -partite routed unitary supermap, represented in the pure theory. The l th node takes as inputs routed unitary transformations that map the i_l th sector to itself, and outputs a routed unitary of the form (λ, V) , where λ is some fixed route matrix, and V is a unitary transformation that depends on the choice of inputs.

$A_{O,l}^{i'_l}$, are copies of the same sectorized Hilbert space. By this we mean that they are sectorized into the same number of sectors, and that the dimensions of the sectors $A_{I,l\star}^{i_l}$ and $A_{O,l\star}^{i'_l}$ are the same for all $i_l = i'_l$. We also assume that each node only accepts sector-preserving channels; that is, the ones that follow the route $\delta_{i_l}^{i'_l}$. This constraint is represented by the matched indices in Figure 4.

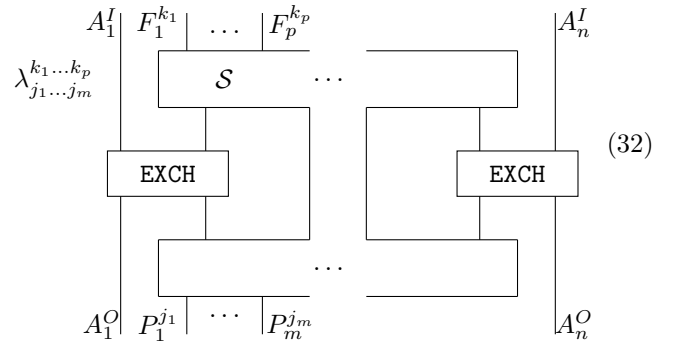
We also assume that the routed supermaps that have causal structure are routed unitary supermaps; that is, the ones that return routed unitary channels when a unitary channel is inserted into each one of its nodes. A routed unitary supermap is given in Figure 4, where the requirement that the input unitary channels are sector-preserving is represented by matching the indices i_l .

How can we define direct causes in such a supermap?

In the case of standard supermaps, we did this by inserting swaps into each node. But this trick won't work here, since the swap is not a sector-preserving intervention. Hence there is no guarantee that this will leave us with a unitary process channel – in fact, there is no guarantee it will be a channel at all. Hence we are not left with an object which has a causal structure that we know how to analyse.

This is where the exchange gate introduced in Section III C once again comes in handy. As previously discussed, the exchange gate can be regarded as the unitary transformation on a sectorized system that exchanges the maximum amount of information between that system and the ancilla, whilst still being sector-preserving. It also reduces to the swap in the special case where the system only has one sector.

This suggests a promising strategy. We can form a *routed process channel* by inserting exchange gates into each node:



This is a routed unitary transformation whose causal structure we know how to analyse. It reduces to the usual process channel for the special case of standard supermap, which can be regarded as a routed supermap

where all the sectorizations are trivial. If we define direct cause relations as signalling relations among the ancillary inputs and outputs of the exchange gates in this channel, we recover the intuition of a direct cause relation as the possibility of signalling even when agents extract and replace the maximum amount of information possible from their node.

This will be our approach. We say that the l th node is a direct cause of the r th node if and only if A_l^O is a cause of A_r^I in the routed process channel. We can similarly define direct causes involving past/future subsystems. For example, the l th past subsystem is a direct cause of the r th node if and only if P_r^{jr} is a cause of A_l^I in the routed process channel.

Recall that the atomicity of causal relations in a unitary channel meant that we could define the causal structure of an unrouted supermap as a directed graph, via the procedure sketched in Figure 3. The same discussion applies here. Now, the atomicity of causal relations in a *routed* unitary mean that the unsectorized causal structure of the *routed* process channel can be represented as a directed acyclic graph. This gives us the causal structure of the routed supermap when we combine each pair of vertices corresponding to the same node, as in Figure 3.

Definition IV.2 *The unsectorized causal structure of a routed unitary supermap is a directed graph. The graph is obtained by combining the vertices corresponding to the same node of the supermap in the unsectorized causal structure of the routed process channel, while preserving the edge structure.*

As in the unrouted case, the process of combining pairs of vertices might lead to cycles, meaning that routed supermaps can have an indefinite causal order.

Now recall that, for routed unitary transformations, the way the ancillary wires on the exchange gate factorized provided us with a way to define more fine-grained causal relations. We can provide a similar fine-graining of the causal structure of a routed unitary supermap.

The first step is to write the process channel as in Figure 5, where we have decomposed the ancillary systems of each node's exchange gate into its subsystems. We then take the sectorized causal structure (from Definition III.5) for the decomposition of the routed unitary. In this causal structure, for a past/future sectorized subsystem with N sectors, there are $N + 1$ vertices, whereas for a node with N sectors, there are $2(N + 1)$ vertices, since it is associated with the input and output wires on its exchange gate. Then, we just merge the input and output nodes of each ancillary system.

Definition IV.3 *The sectorized causal structure of a routed unitary supermap is a directed graph. The graph is obtained from the sectorized causal structure of the routed process channel. It is obtained by combining each pair of vertices corresponding to the same sectorial ancilla, or to the which-sector ancilla, of the same node of the supermap, while preserving the edge structure.*

The atomicity of causal relations through a routed unitary transformation then implies the following proposition, which justifies our characterisation of the sectorized causal structure as a fine-graining of the unsectorized one.

Proposition IV.1 *The unsectorized causal structure of a routed unitary supermap is obtained from its sectorized structure by combining the vertices that correspond to the same node or input/output system of the supermap.*

The distinction between the unsectorized and sectorized causal structures of a unitary supermap will be crucial for our analysis of alleged implementations of the switch. There, we will find that attributing indefinite causal order to the experiments depends crucially on remaining at the unsectorized level.

Before moving on, we mention the time-symmetric nature of the causal structure of routed unitary supermaps. We can define the time-reversed version \mathcal{S}^\dagger of a routed unitary supermap \mathcal{S} as the supermap satisfying

$$\mathcal{S}^\dagger(\mathcal{U}_1^\dagger, \dots, \mathcal{U}_n^\dagger) = \mathcal{S}(\mathcal{U}_1, \dots, \mathcal{U}_n)^\dagger \quad (33)$$

for any set of unitary channels (with ancillas) $\{\mathcal{U}_k\}_k$ at the nodes. The routed process channel of \mathcal{S}^\dagger is just the adjoint of the routed process channel for \mathcal{S} , up to local unitary transformations applied to its unsectorized input/output subsystems. As explained in Appendix H, this implies the following.

Proposition IV.2 *The causal structure of the time-reverse of a routed unitary supermap is obtained from that of the original supermap by reversing the direction of the arrows.*

V. AN APPLICATION: THE CAUSAL STRUCTURE OF IMPLEMENTATIONS OF THE SWITCH

Lately, the quantum switch [2] has received considerable theoretical [2–4, 6, 8, 53, 54] and experimental [14–19] attention. In particular, there has been an interesting debate [6, 14, 39] about whether recent purported implementations of the quantum switch exhibit indefinite causal order.

Here, we use our notions of the unsectorized and sectorized causal structures of a routed supermap to provide a fresh perspective on this debate. We argue that its sectorized causal structure reveals that indefinite causal order is only realized in a weak sense. First, however, we reconstruct the main perspectives and arguments that have already appeared in the literature.

A. A reconstruction of the debate

1. *The switch and the experiments.* The switch is a standard supermap that takes two unitary transformations and implements them in an order that depends on

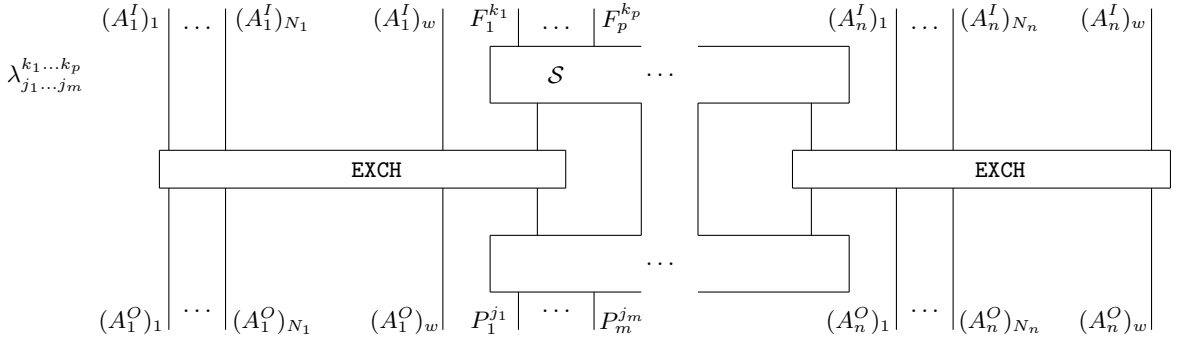


FIG. 5. The routed process matrix σ_S with a fine-grained factorization of its input and output spaces. Direct causes between the sectorized relata of S are defined in terms of no-influence relations between algebras over systems associated with the input and output wires in this circuit.

the logical value of a control qubit. Its action on two unitaries (without ancillas) is the following:

$$\text{SWITCH}(U_A, U_B) = |0\rangle\langle 0| \otimes (U_B \circ U_A) + |1\rangle\langle 1| \otimes (U_A \circ U_B) \quad (34)$$

Applying the framework for analysing the causal structure of standard supermaps sketched in Section IV, one can show that this supermap has the cyclic causal structure on the right side of Figure 3 [8]. In this sense, the *mathematical model* provided by the switch displays indefinite causal order. However, there can still be controversy over whether certain *physical scenarios*, that can be accurately described with this model, exhibit indefinite causal order. This is both because one can reject our approach to causal structure, and also because more than one mathematical model – i.e. more than one supermap – can be used to describe the same physical scenario.

It is therefore not surprising that controversy has erupted over the causal structure of the alleged photonic implementations [14–17] of the switch. In these experiments, a photon is sent into a superposition of two trajectories. There is one trajectory in which the photon passes through Alice’s gate U_A and then Bob’s gate U_B , and another in which it passes through Bob’s gate and then Alice’s. Thus no definite statement can be made about whether the photon passes through Alice’s gate first or Bob’s. The unitary transformation that is implemented on the photon’s path and polarization degrees of freedom is precisely $\text{SWITCH}(U_A, U_B)$, where the control qubit represents the path, and the target system represents the polarization. The isometry that is applied to the polarization is obtained by inserting the state $\frac{|0\rangle + |1\rangle}{\sqrt{2}}$ to the left factor of $\text{SWITCH}(U_A, U_B)$.

The debate is over whether any of this means that the experiment itself exhibits indefinite causal order; and, accordingly, whether we have witnessed indefinite causal order in Nature. The main disagreement is over how one should carve up the experiment into different *causal relata* – objects that bear the causal relations.

2. *The dynamical view.* One view is that the experiments exhibit genuine indefinite causal order between two

relata, one corresponding to Alice’s gate and the other to Bob’s. The intuition is depicted on the left side of Figure 6. In this case, the relata correspond to the nodes of the switch supermap, suggesting that the causal structure of the experiment is given by the causal structure of the switch. It follows that the experiments realize indefinite causal order.

In the literature, this view is defended on the basis of the assumption that it is desirable to define a causal relatum as the single ‘use’ of a channel, where ‘use’ is somehow defined ‘operationally’. The challenge is to say exactly how uses of channels should be defined – this is far from straightforward in experiments that appear to exhibit indefinite causal order.

One approach defines the number of ‘uses’ as the logical value of a hypothetical, auxiliary ‘flag’ system affixed to the physical device responsible for implementing the channel [12]. The idea is to consider a hypothetical modification to the physical device such that every time the channel is used, it raises the flag’s logical value by one. However, this appears to be circular, since the definition of this modification begs the question of when the channel is used.

A more sophisticated version of this view was developed by Oreshkov [39] (see also [55]). The idea is that we can start by representing the experiment of interest with a circuit with a feedback loop. We can then take the individual mathematical transformations that build up the circuit to represent single uses of channels. We can also use the cyclic circuit to characterize the input and output subsystems of the transformations, and determine precisely which measurements tell us about these subsystems. We can therefore precisely characterize operational significance of the channels themselves. This provides an operationally well-defined notion of channel use. The catch is that in general the subsystems that the channels act on can be delocalised in time, and hence so too can the channels – this is indeed the case for Alice’s and Bob’s channels in the photonic experiments.

We can use this definition of channel use to better articulate the view that the experiments realize indefinite causal order. The idea is that the experiments involve

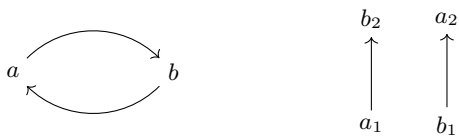


FIG. 6. Intuitive depiction of the causal structure associated with the two- and four-relata views of alleged implementations of the switch. On the left-hand side, there is one relatum per gate, and each term in the superposition is associated with one of the arrows. On the right-hand side, there are two relata per gate, one for each time of implementation, and each term in the superposition is associated with one of the two islands in the graph.

two time-delocalized channels, implemented once each on time-delocalized subsystems. But causal influence flows in both directions between them, meaning they are in an indefinite causal order. Since its adherents define causal relata with respect to transformations rather than a spacetime background, we call this the *dynamical view*.

3. *The spatiotemporal view.* An alternative view [6] is that the causal relata should be understood as spacetime events corresponding to the implementation of channels, so that there is a *definite* causal order. In the experiments, the photon enters Alice’s gate at a different spacetime location depending on which of the superposed paths it is on, and likewise for Bob’s. So, even if we imagine that only two channels are implemented, they are each implemented at two different spacetime events, which we call *implementation events*. The four implementation events are taken to be the relata of causal relations. Assuming causal influences can only propagate inside the forward lightcone, it is not hard to see that this implies a definite causal order, as sketched intuitively on the right side of Figure 6. We call this perspective the *spatiotemporal view*.

4. *The debate.* Proponents of the dynamical view argue these different implementation events have no operational meaning. One attempt to rebut this is as follows. In principle, one could always check with a photon detector which of the two spacetime locations Alice’s (or Bob’s) channel was implemented at [6]. Thus the two events are operationally meaningful, in the sense that they correspond to the two possible outcomes of this measurement.

However, the dynamicist can object that performing this measurement invariably destroys the interference between the paths that makes the causal witness tests that certify indefinite causal order possible [14]. Therefore, if one performs the proposed measurement, the result is that one is left with a totally different phenomenon. Since the phenomenon that we are interested in should be defined by the possibility of making this certification, one concludes that it is impossible to measure which location the channel was implemented at *without destroying the phenomenon of interest*. Conversely, assuming that the relevant phenomenon actually takes place, it is im-

possible to perform this measurement. By assuming that this measurement exhausts the operational significance of the implementation events, the dynamicist concludes that they are operationally meaningless.

But this assumption is false: the operational content of the implementation events is not exhausted by measurements to find out which implementation event ‘happened’. In particular, [6] proposes an experiment involving erasure in which the interference is not ultimately destroyed, and whose outcome is different depending on whether there are four implementation events or two (as in a gravitational realization of the switch).

Thus it cannot be maintained that the implementation events have no operational meaning. But this does not prove the spatiotemporal view right, since it does not imply that the implementation events should be regarded as causal relata. After all, the dynamicist’s operationally-defined channels also have operational meaning. While each channel might correspond to two operationally meaningful implementation events, the dynamicist can legitimately maintain that causal relata are channels, that there are just two of them, and that they exhibit an indefinite causal order.

We appear to have reached an impasse: unable to settle the dispute by appeal to operational meaningfulness, the dynamicist falls back on the *a priori* assumption that causal relata are channels, while the spatiotemporalist falls back on the *a priori* assumption that causal relata are spacetime events. If we demand that causal relata should correspond to local regions of spacetime, we get definite causal order. But if we relax this requirement, and let the relata be time-delocalized channels, then we get indefinite causal order.

Here, we aim to break this impasse. We offer an analysis of the photonic experiments described in [14, 15, 17]. We do not assume any point that the causal relata should correspond to local regions of spacetime. Instead, we assume that the causal structure of the experiment is given by the causal structure of a new supermap called the *routed switch*. The routed switch is a generalization of the switch that accounts for important features of the experiment that the switch misses out. It is a bipartite supermap on time-delocalized channels. Therefore, for us, time-delocalized channels are causal relata, just as they are for the dynamicist.¹² And, as in the dynamical view, we find they exhibit an indefinite causal order.

However, since the channels have to be *sector-preserving*, making the routed switch a routed supermap, its causal structure admits a natural fine-graining, as described in Section IV. This fine-grained, sectorized causal structure is causally ordered. This provides a novel argument for understanding the causal structure of the experiments as causally ordered, which does not assume

¹² More precisely, our causal relata are the *sets* of time-delocalized channels that serve as inputs to the nodes of the routed supermap.

that the causal relata are spacetime events or that they are localized in spacetime. It also means that the key assumption that motivates the dynamical view – that there are two time-delocalized channels, and they serve as causal relata – does not commit us to saying that experiments exhibit indefinite causal order, at least at the most detailed level of description.

The programme for the rest of this subsection is as follows. In Section VB, we introduce and motivate the routed switch as a model for the experiments. In Section VC, we apply the framework from Section IV to analyse the causal structure of that model. Finally, in the last three subsections, we discuss the implications for the photonic experiments.

B. Introducing the routed switch

In this subsection, we explain why we do not think the switch is the best model for the photonic experiments, and we introduce a better one.

A key assumption of the switch as defined in (34) is that Alice’s transformation is the same for each logical value of the control qubit. But in the photonic experiments discussed above, it is always in principle possible for Alice to vary her transformation depending on the logical value of the control qubit. All she has to do is reach in after the first implementation event (when the photon enters her gate on the first path), and change her gate before the second implementation event (when the photon enters her gate on the second path).

This possibility turns out to have important consequences. Therefore, we generalize the switch to allow Alice access to the control qubit, and likewise for Bob. The inputs to the *routed switch* are unitary transformations of the form:

$$\begin{aligned} U_A &= |0\rangle\langle 0| \otimes U_{t_1}^A + |1\rangle\langle 1| \otimes U_{t_2}^A \\ U_B &= |0\rangle\langle 0| \otimes U_{t'_2}^B + |1\rangle\langle 1| \otimes U_{t'_1}^B \end{aligned} \quad (35)$$

where the subscripts on the right side refer to the time coordinates $t_1 < t_2$ and $t'_1 < t'_2$ of the different implementation events. Note that these are sector-preserving transformations, where the sectors are defined by the logical states of the control qubit. The routed switch is therefore a *routed* supermap.

The action of the routed switch is as follows:

$$\text{RSWITCH}(U_A, U_B) = |0\rangle\langle 0| \otimes (U_{t'_2}^B \circ U_{t_1}^A) + |1\rangle\langle 1| \otimes (U_{t_2}^A \circ U_{t'_1}^B) \quad (36)$$

Note that if we enforce that $U_{t_1}^A = U_{t_2}^A$ and $U_{t'_1}^B = U_{t'_2}^B$ then we recover the standard switch. A decomposition of the routed switch is provided in Figure 7.

Usually, the arguments that the experiments exhibit indefinite order proceed via the argument that they should be modelled with the switch. However, we will proceed by modelling the experiments with the more general routed switch, and analyzing its causal structure using our framework. Importantly, this does not mean that

we are denying from the start that the experiments do in fact implement the switch. To the contrary, since the actual experiments enforce that $U_{t_1}^A = U_{t_2}^A$ and $U_{t'_1}^B = U_{t'_2}^B$, we regard them as special implementations of both the routed switch and the switch. All we are doing by using the routed switch is acknowledging that there is always the *possibility* of implementing more general transformations, due to the time delay between implementation events.

There are a couple of reasons why this extra generality is desirable for an investigation into the causal structure of the experiments. Firstly, as this paper has already demonstrated, the causal structure of a scenario depends not just on what transformations actually take place, but also on the set of *possible* transformations one considers. In these experiments, it is physically possible for Alice and Bob to act differently depending on the value of the control qubit. And this possibility is not just a feature of the particular way these experiments were set up. To the contrary, as long as the experiment is conducted in Minkowski spacetime, it is always possible for at least one of the agents to act differently depending on the value of the control qubit.¹³ The physical possibility of an agent acting differently depending on the value of the control qubit is therefore an ineradicable feature of the experiments. So an analysis of the causal structure that obfuscates this possibility by using the standard switch as a model cannot be convincing – especially if its conclusions turn out to depend crucially on this obfuscation.

Secondly, the model of the experiment provided by the routed switch accommodates the central insights of both the dynamical and the spatiotemporal view. In the routed switch, there are two time-delocalized input channels, implemented once each on time-delocalized subsystems, and these channels serve as the relata of causal relations. The fact that this is our starting point makes our conclusion – that there is a natural fine-graining of the causal structure which has a definite order – all the more problematic for the dynamical view which holds there is indefinite causal order. It also accommodates the key insight of the spatiotemporal view, that the implementation events have operational meaning. Each of the two sectors on Alice’s node is associated with an implementation event, and the subsystems of the exchange gate on her node characterize their operational, and causal, significance. The fact that the routed switch chimes nicely with both these perspectives suggest that it provides a comprehensive description of the key aspects of the experiment.

¹³ A variation of the experiment can be performed in which it is only possible for Alice to vary her transformation. In that case, we need to use a different routed supermap to model the experiment, but our conclusions are essentially the same.

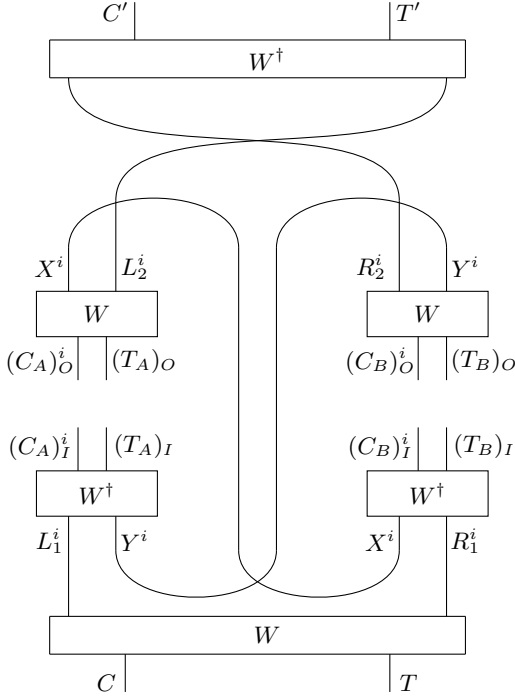


FIG. 7. The routed switch. This is a bipartite supermap, in which we have factorized each node's ingoing and outgoing spaces into a sectorized control qubit and target system, e.g. $A_I^i = (C_A)_I^i \otimes (T_A)_I$. Thus each party has access to a sectorized copy of the control qubit. The sectorization is into one-dimensional sectors spanned by logical states, so the index matching on $(C_A)_I^i$ and $(C_A)_O^i$ restricts Alice to transformations of the form 35. (δ, W) is the superposition-of-paths routed unitary from (10). The wires bent into 'cup' or 'cap' shapes formally represent (the unnormalised) perfectly correlated entangled kets and bras respectively. When $i = 0$, the particle exits through the left side of each W . This leads to the particle passing through Alice's node first, and then Bob's. The opposite is true for $i = 1$. Inserting the transformations (35) recovers the transformation (36).

C. Causal structure of the routed switch

Having defined the routed switch, we can now apply the procedure described in Section IV to analyse its causal structure, using either the unsectorized or sectorized perspective. In the unsectorized analysis, we find the causal structure depicted in Figure 8. This is identical to the causal structure of the standard switch uncovered in [8], and it embeds the structure of the left side of Figure 6. The presence of cycles indicates that the relata cannot be placed into a definite causal order.

However, indefinite causal order vanishes when we perform a sectorized analysis, displayed in Figure 9. Here, the lack of cycles indicates that we can consistently ascribe a definite causal order to all the relata. The graph embeds the right side of Figure 6.

It is also worth noting the relationship between the two causal structures. As per Proposition IV.1, the sectorized causal structure fixes the unsectorized causal structure.

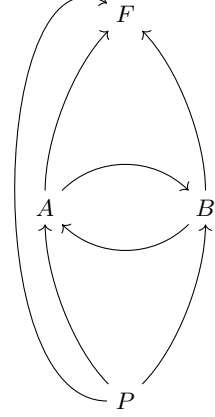


FIG. 8. The unsectorized causal structure of the routed switch. This is the same as the causal structure of the standard switch (Figure 3). The presence of a cycle indicates that A and B cannot be embedded into an indefinite causal order.

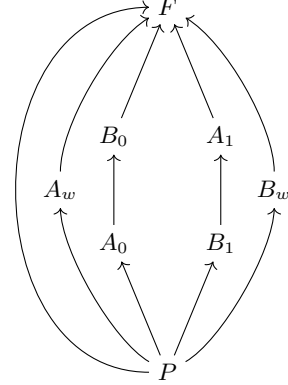


FIG. 9. The sectorized causal structure of the routed switch. The directed path $P \rightarrow A_0 \rightarrow B_0 \rightarrow F$ corresponds to the branch where Alice's intervention comes first; $P \rightarrow A_1 \rightarrow B_1 \rightarrow F$ corresponds to the branch where Bob's comes first. As the lack of cycles indicates, once we break down the causal influences into those associated with each sector and the which-sector information, there is no need to ascribe a definite causal order to the routed switch.

More precisely, the unsectorized directed graph is obtained by combining the sectorized vertices corresponding to the same unsectorized vertex. One can easily check that Figure 8 is obtained from Figure 9 in this way.

We note an implication of this for 'causal witness' tests [4]. These tests are tasks which, if completed successfully using a standard supermap, demonstrate that that supermap has a cyclic causal structure. The switch can pass such a test. Since the routed switch is a generalization of the switch, it can pass the same test. Yet its sectorized causal structure is acyclic. This means that causal witness tests do not indicate definite sectorized causal structures for routed supermaps. It also casts doubt on whether experimentally carrying out a causal witness test

really indicates that there is indefinite causal order in the lab. This brings us to the next subsection.

D. Consequences for the debate on realizations of indefinite causal order

Let us attempt to spell out the significance of our analysis for the debate over whether recent photonic experiments demonstrate indefinite causal order. First, note that a complicating factor here is that there is no consensus as to whether causal structure is *supermap-dependent*, that is, determined by the mathematical supermap that one uses to model a physical scenario, or whether it depends on the specific way the supermap is implemented. Thus while the debate is mostly framed in terms of whether the photonic experiments are genuine implementations of the switch, the assumption being that any scenario modelled by the switch necessarily exhibits indefinite causal order, it is sometimes framed in terms of whether these particular implementations have an indefinite causal order [6]. For the authors of [6], the question of whether a particular implementation of the switch realizes indefinite causal order depends on how the two channels are implemented in spacetime.

In this paper, we have taken a supermap-dependent approach to causal structure, and will continue to do so. We prefer this approach because it makes the notion of the causal structure of a physical scenario intrinsic to its quantum description, in a way that turns out to be very natural (especially given Theorem III.2); and because it enables us to describe causal structures precisely and in great detail, including their relationship to direct sum structures in the quantum description of the scenario. The reader may worry that adopting a supermap-dependent view prejudices us against the spatiotemporal view. But this isn't the case, since we can easily reinterpret the spatiotemporalists' central assumption that causal relata are implementation events as the insistence that we should use supermaps whose nodes correspond to local regions of spacetime. We therefore proceed to consider the consequences of our analysis for the debate, assuming a supermap-dependent view of causal structure. On top of that, we assume that our framework for analysing the causal structure of a supermap is a sound one.

From this point of view, the question of how to interpret the causal structure of an experiment separates into two further questions. Firstly: what is the correct supermap with which to model the experiment? There in general will be no unique answer to this question, since many supermaps may provide empirically adequate models. The second question is about how to interpret the formal causal structure attributed by our framework to the supermap: what does this formal causal structure tell us conceptually about the experiment itself? Our discussion will address both of these questions.

Regarding the first question, we have chosen to model

the experiments with the routed switch. As we have already argued in Section VB, we believe this provides a better model of the experiments than the standard switch. This is because it is more general than the switch, and this extra generality reflects genuinely possible physical occurrences that have implications for the causal structure.

If this true, then the supermap should be acceptable from the point of view of the dynamicist, who is accustomed to using the standard switch as a model. Indeed, our use of the supermap means that we endorse a central assumption of the dynamical view: that the experiment involves two time-delocalized channels, and these are causal relata. On the other hand, our use of the routed switch means that we are rejecting the assumption that the nodes of our supermap should correspond to spacetime implementation events, which we suggested would be a reasonable translation of the idea that causal structure depends on where channels were implemented in spacetime into a supermap-dependent framework.

This makes our answers to the second question all the more surprising, and problematic for the dynamical point of view. We believe that our formal analysis of the causal structure has the following two implications:

1. There is a mathematically and conceptually sound way to view the the causal structure of the experiment as having a definite causal order, at least at the most detailed level of description.
2. Indefinite causal order is only realized in a weak sense.

Let us explain these points in more detail. Our framework attributed two causal structures to the routed switch: a cyclic, unsectorized one, and an acyclic, sectorized one. By Proposition IV.1, it is the acyclic, unsectorized causal structure that is more detailed. This means that there is a mathematically consistent way to view the causal structure of the experiments as acyclic at the most detailed level of description. We also believe that the meaning of this acyclic, sectorized causal structure is also sufficiently clear. In particular, given their definition in terms of the exchange gate, the arrows are reasonably interpreted as relations of causal influence between the individual sectors and which-sector informations associated with the sectorized systems. This establishes (1).

Proposition IV.1 also implies that the cycles in the unsectorized causal structure can be understood as the consequence of coarse-graining the more detailed, acyclic, sectorized causal structure. This seems to be a weaker notion of indefinite causal order at the unsectorized level than if the cycles were irreducible. This backs up (2).

Like the dynamicist, we started with the assumption that there are two time-delocalized channels, and that these serve as causal relata. But we have arrived at quite a different conclusion. In the next subsection, we consider possible issues the dynamicist might have with our reasoning.

E. Possible objections to our analysis: Can sectors define causal relata?

The dynamicist might want to maintain their view of the experiments as instances of indefinite causal order by rejecting our sectorized causal structure. One way of doing this is to claim that considering causal relations between the sectorial subsystems of the exchange gate can only be motivated by the fact that they correspond to different regions of spacetime, and to reject this motivation.

But it is not true that the sectorized relations can only be motivated by spatiotemporal considerations. In fact, our analysis has not been motivated at all by the assumption that the causal relata should be localized – indeed, our which-sector subsystems A_w and B_w are *not* localized in spacetime. Instead, our motivation for considering the sectorized causal relations is *explanatory*. We want to obtain a deeper understanding of the unsectorized causal structure of the routed switch and the experiments that implement it, and in particular to understand the origin of the cycles in its unsectorized causal structure. The sectorized causal structure provides this understanding, since, by Proposition IV.1, it shows how the unsectorized causal structure comes about from more elementary causal relations. It also provides an understanding of the connection between the unsectorized causal structure and direct sum structures. It just so happens that in providing this understanding, it incorporates causal relata that happen to correspond to local regions of spacetime.

True enough, if the structure of spacetime didn't impose constraints on the experiments, then we might not be considering the sectorized causal structure of the routed switch – in fact, we might not be considering the routed switch at all. This is because the sectorial constraints at the nodes of the routed switch are there to prevent, for example, Alice at t_2 sending information to herself at t_1 , which of course is forbidden by the spacetime structure. But here, we do not care about the *origin* of the constraints. We only care about the signalling relations *implied* by these constraints, which admit the most detailed description via our sectorization. So this doesn't change the point that our sectorization can be motivated by entirely non-spatiotemporal considerations.

On the other hand, the dynamicist might argue that the different sectors of the nodes of the routed switch, in terms of which we define the sectorized causal structure, have no operational meaning. This might be held to follow from the fact that any measurement to determine which sector 'happened' would destroy the interference that makes the certification of indefinite causal order via a causal witness test possible. We can respond by appealing to the same experiment that the spatiotemporalist used to show that the implementation events had operational meaning [6]. This experiment could be recast in abstract informational terms using the routed switch – thereby not specifically relying on a spatiotemporal interpretation of the sectors. It can therefore show that the

two different sectors of each node in the routed switch have an operational meaning.

As another counterargument, the dynamicist might deny that we can attribute our sectorized causal relations to the phenomenon of interest. For example, the arrow from A_0 to B_0 in Figure 9 means that the wire for the 0-sector on Alice's exchange gate signals to the wire for the 0 sector on Bob's exchange gate in the routed process channel for the routed switch. But if this is done experimentally, the Bob receiving information from Alice destroys the interference that makes the certification of indefinite causal order via a causal witness test possible. (This is because we end up effectively post-selecting on the sector in which the control qubit's state is $|0\rangle$.) Thus this alleged causal relation might be held to have no operational meaning in the context of the phenomenon of interest.

However, this argument backfires, since it would also prevent us from attributing the causal relations between the channels that lead the dynamicist to see the experiments as exhibiting indefinite causal order. For example, the arrow from A to B in the causal structure of the switch, or the unsectorized causal structure of the routed switch, means that Alice can signal to Bob in the (routed) process channel. But this signalling would again destroy the interference. So the above argument would establish that this causal relation has no meaning, in which case we do not have a cyclic causal structure, and therefore we have a definite causal order. As long as one accepts our idea of causal relations as signalling relations through unitaries, attributing an indefinite causal order to this experiment necessarily involves considering possibilities for signalling which are not realized when the phenomenon of interest takes place.

Of course, one could reject this idea of causal relations, and instead simply define 'indefinite causal order' as the ability to pass a causal witness test. But since the routed switch can pass such a test, this view appears unsustainable unless one assumes the routed switch exhibits indefinite causal order. But this assumption is far from obvious, and our analysis actually suggests that it is wrong-headed.

Another possible response from the dynamicist is that our sectorized causal structures are somehow problematic because an individual sector isn't the sort of thing that can bear causal relations. The argument might run as follows. When we partition a Hilbert space into different sectors, we are not thereby dividing a system into constituent parts. Instead, we are considering different, mutually exclusive ways that system could be. But a way that a system might or might not be should not qualify as a relatum of causal relations. The causal relata in experiment should be the constituent parts of the experiment that are 'there' no matter what.

But this argument should be rejected, since it rules out a causal analysis of a classical version of the experiments which seems obviously reasonable. Imagine a classical version of the routed switch that incoherently controls

the functions $f_{t_2}^B \circ f_{t_1}^A$ and $f_{t_2}^A \circ f_{t_1}^B$ on a classical bit. We could perform an analysis similar to the one we have given for the quantum case, by using a classical version of the exchange gate. This analysis would also conclude that there is an indefinite causal order between A and B , but that this disappears when we define more fine-grained causal relata via a sectorization into subsets of the classical variables.

This analysis seems to be a fair reflection of the physical situation. True, it is possible that A can affect B on any particular run of the experiment, and it is possible that B can affect A on any particular run of the experiment. But, crucially, these possibilities turn out to be mutually exclusive: on any particular run of the experiment, causal influence between A and B propagates in only one direction. By letting the individual sectors of A and B define causal relata, we make this obvious but important physical fact clear at the formal level, by showing that their causal structure is acyclic.

Far from being an unreasonable thing to do, here breaking down the causal relata into different sectors to formally articulate the key conceptual points about the causal structure of the experiment: that there is indefinite causal order between A and B , but only in a weak sense since on any particular run of the experiment causal influence passes only in one direction between them. But if it were true that the different ways a system could be should never define causal relata, then we would not be able to perform this useful analysis. From this, we conclude that if there is a reason for forbidding the quantum sectors from defining causal relata, it is not because they correspond to mutually exclusive possibilities.

A better argument against performing the sectorization is based on the assumption that the quantum sectors, unlike the classical ones, are *not* just mutually exclusive ways a system can be. This is evidenced by the fact that the relative phase between the sectors can be detected with a single measurement (and in fact is when indefinite causal order is verified with a causal witness test). But this relative phase is not associated within any particular sector – it is a *global* property of the sectors. From this, it is tempting to conclude that all sectors – and the information they contain – are somehow ‘present’ on each run of the experiment. Applying this assumption to the photonic experiments, it seems we really do have causal influence in both directions between the gates on a single run, unlike in the classical version of the experiment.

Now, this might seem to bring us towards thinking about sectors as constituent parts of a system, like we think of tensor factors. And there is surely no problem with splitting up causal relata with the parts (commonly called ‘subsystems’) associated with tensor factors. This begs the question of why we can’t split up the causal relata into different parts associated with sectors, as we have done here. But the dynamicist might want to argue that they cannot be understood as *independent* parts, so that we can’t attribute them their own causal properties (or at least, if we can then this picture should be regarded

as secondary to the unsectorized one).

To support this, the dynamicist might appeal to the fact that the information in a system is not just combination of the information within each sector. For this does not include the information in the coherence between sectors, which, by the global phase symmetry, cannot be reconstructed from the information present on each sector. Mathematically, the point is that the equation

$$\pi_A^0 |\psi\rangle \langle \psi|_A \pi_A^0 + \pi_A^1 |\psi\rangle \langle \psi|_A \pi_A^1 = |\psi\rangle \langle \psi|_A \quad (37)$$

does not hold for all $|\psi\rangle_A$, where π_A^0 projects onto a sector of A and $\pi_A^1 := I - \pi_A^0$ projects onto the complement sector. This is reminiscent of how the pure state of a bipartite system does not always separate onto a state for each sector; i.e. that

$$\text{Tr}_X(|\psi\rangle \langle \psi|_{AX}) \otimes \text{Tr}_A(|\psi\rangle \langle \psi|_{AX}) = |\psi\rangle \langle \psi|_{AX} \quad (38)$$

does not hold for all $|\psi\rangle_{AX}$.

But the nonseparability of the quantum state across sectors is stronger than its nonseparability across factors, in the following sense. There are many states, called product states, for which (38) does hold. But the only states for which (37) holds are those for which one of the $\pi_A^i |\psi\rangle \langle \psi|_A \pi_A^i = 0$. In other words, a pure state can only be understood as the combination of states on different sectors in the trivial case when it has there is no information associated with one of them. Intuitively, whenever both sectors are ‘present’, there are relational properties between them (i.e. the coherence) that prevent us from understanding the pure state as a simple combination of them. So there is a good case to make that, if the sectors do correspond to parts, they do not correspond to independent parts, that can be properly separated out either mathematically or conceptually. Rather, to the extent that they are all ‘present’ they are always inextricably linked, or ‘entangled’. Given that the sectors are inextricably linked, it seems at least questionable that we can attribute them their own causal properties. For this reason, the dynamicist might either reject our sectorized perspective, or at least consider it as secondary to the unsectorized perspective on which there is indefinite causal order.

However, we take issue with the assumption that because quantum states are strongly nonseparable across direct sum structures, the sectors shouldn’t be attributed their own causal properties. While this is intuitive, this paper has shown that we can’t make intuitive leaps from the quantum state space to quantum causal structure. This is illustrated by the atomicity property, which suggested that, despite the fact that entangled quantum states can’t be understood as the combination of states on factors, quantum causal structures can be always understood as a combination of causal relations between factors. We take it to be another discovery of our framework that we can understand causal structures as causal

relations among sectors and the which-sector information.

We also note that this argument is highly dependent on assumptions about how to interpret quantum theory. This is because the idea that multiple sectors are ‘present’ when their relative phase is detectable is interpretation-dependent. The fact that the relative phase is detectable implies that the system possesses information which is not contained within any sectors of its state space. But it does not imply that both sectors are ‘present’ on a single run of the experiment – this is an intuitive leap. The extra information associated with the relative phase doesn’t have to be interpreted as relations between sectors that are actually ‘present’, but instead can be viewed as additional degrees of freedom to the ones encoded by the sectors individually. In fact, this approach is suggested by the way that Spekken’s toy model accounts for quantum interference effects [56]. This suggests that the different sectors can be thought of as representing mutually exclusive possibilities, restoring, to some extent, the analogy with the classical routed switch. (Of course, in the quantum case one also has to account for the coherence, and the causal roles it can play, but we do this with our which-sector relatum.)

Another reason the argument is interpretation-dependent is that the switch does not violate any causal inequalities. This means that one can write down a hidden variable model in which there is always a determinate fact about whether A influences B or vice versa. The measurements of coherence between the sectors that certifies indefinite causal order can then be understood as the measurement of additional degrees of freedom in the way suggested in the paragraph above.

Given that the argument is highly interpretation-dependent, we think it should be rejected. Our problem with the fact that it is dependent on interpretation is not that it depends on an interpretation we don’t like. Rather, our issue stems from the fact that we do not know what the correct interpretation of quantum mechanics is. In the absence of this knowledge, we think the correct methodology for research into quantum causal structure – and foundations of physics research more generally – is to attempt to draw conceptual lessons about quantum theory from the hints contained within the mathematics of standard quantum information theory, while avoiding relying on interpretational prejudices wherever possible. We can then accordingly adjust our interpretational principles if needs be.

Here, the relevant hint from the mathematics is that when there are sectorial constraints, there turns out to be a simple, general, conceptually clear, and mathematically consistent way to fine-grain causal structures so as to talk about causal relations between individual sectors (and the which-sector informations) such that one can explain the cycles in the original structures as the result of coarse-graining the more elementary causal relations. We thus draw the conceptual lesson that the photonic experiments realize indefinite causal order in only a weak sense.

F. Conclusions

To conclude this section, by assuming a supermap-dependent view of causal structure, we have made an argument, motivated by similar assumptions to those made by the dynamicist, that the causal structure of the experiments [14, 15, 17] can be understood, in a mathematically and conceptually sound way, as being acyclic, at least at the most detailed level of description. This does not show that the unsectorized, indefinite perspective is inaccurate or unenlightening, only that it exists in conjunction with a more detailed sectorized, causally definite perspective.

Accordingly, the ‘indefinite causal order’ exhibited by these experiments should be understood only in a weak sense, defined as them possessing a cyclic unsectorized causal structure and an acyclic sectorized one. This should be distinguished from stronger notions of indefinite causal order, which should be reserved for experiments that either possess a cyclic sectorized causal structure, or cannot be modelled as scenarios featuring sectorial constraints. An example of the latter option is experiments that can be satisfactorily modelled as implementations of the switch, but not as implementations of the routed switch. Arguably, a gravitational implementation [54] of the switch would fall into this category.

Another potential example is the photonic experiment in [16], in which Alice and Bob cannot change their actions depending on the order in a straightforward way. This reason for this is that there the photon has a very long coherence length. Hence there are no longer two implementation events for each agent, but rather elongated implementation *regions* of spacetime, which are almost entirely overlapping. So Alice and Bob can no longer implement the routed switch by controlling their intervention on two distinct times of implementation. We recommend that future debates over indefinite causal order in Minkowski spacetime should focus on this more challenging example.

We note the way that considering sectorial constraints has affected the debate. If we had no way to model scenarios featuring sectorial constraints, then our assumption that the causal structure of an experiment is the causal structure of the supermap use use to model it would mean the use of a bipartite supermap would commit us to the view that the experiments exhibit indefinite causal order. For the experiment involved the verification of a causal witness, which is theoretically impossible using a standard bipartite supermap with an acyclic causal structure. This would indicate that the dynamicist’s central assumption, that the experiment consist of two time-delocalized channels that serve as causal relata, forces us to view the experiments as instances of indefinite causal order.

But when we can model scenarios featuring sectorial constraints, it turns out that this assumption is consistent with the view that experiments are not instances of indefinite causal order, at least at the most detailed

level of description. This is because we can model the scenario with a bipartite *routed* supermap, which can pass a causal witness test, but which nevertheless has an acyclic sectorized causal structure. This provides a critique of the dynamical view that is not based on the *a priori* assumption that causal relations should be localized in spacetime, but rather is based on the same assumption that motivates the dynamical point of view. We believe this breaks the impasse described in Section V A.

VI. DISCUSSION

A. Summary

In this paper we built a framework that attributes a causal structure to scenarios where sectorial constraints are at play. We started off with the assumption that the most basic sort of causal relation is a possibility for signalling afforded by a unitary transformation. We then proceeded to show that a mathematical formulation of this idea is equivalent to a number of other conditions, expressing distinct intuitions about what causal relations are. These conditions imply that the causal structure of a unitary transformation can be represented as a directed acyclic graph, due to the atomicity property. All of this indicates that there is a stand-out, natural candidate notion of a causal relation in finite-dimensional quantum theory. The rest of our framework is based on this notion.

When systems suffer sectorial constraints, we can break down their causal relations into relations between sectors in a partitioning of the Hilbert space, together with the relative phase. This gives rise to the sectorized causal structure of a transformation, which we can also be represented as a directed graph. The sectorized causal structure is at least as detailed as its unsectorized counterpart, and so can be regarded as a fine-graining.

We were able to use these notions of the causal structure of a transformation to define the sectorized and unsectorized causal structures of a (routed) supermap, in a fairly straightforward way. We believe that the sectorized causal structure can be of considerable use in understanding scenarios which appear to feature enigmatic causal properties, such as indefinite causal order. To illustrate this, we performed a sectorized and unsectorized analysis of recent photonic experiments that purport to implement the switch, using our more general routed switch as a model. The analysis made clear that the cycles in the unsectorized causal structure of the experiment can be understood as the result of coarse-graining the more detailed, acyclic, sectorized causal structure. This provided an argument that the experiments realize indefinite causal order only in a weak sense. Significantly, this is the first argument to this effect that did not start off by assuming that the objects that bear causal relations should correspond to local regions of spacetime. Instead, the argument is based on acknowledging the impact that

the sectorial constraints have on the causal structure.

B. Outlook

There are plenty of avenues for further research. One pressing issue is the question of implications of our notions of second-order causal structure for the structure of the routed supermaps, and especially for observable correlations. Future work will seek to lay out these implications, most likely by attempting to extend Theorems 4.10 and 8.3 from [5] to the routed case. A satisfactory answer to such questions, in addition to the contributions of this paper, would bring us most of the way to a fully-fledged theory of quantum causal models.

Given that a part of the motivation for studying causal structure is to uncover the conceptual relationship between quantum theory and general relativity, it would be a useful step to investigate how frameworks for causal structure might generalize to the field-theoretic and relativistic cases. Most importantly, one could check how or whether the most striking features of causal structure in quantum theory are manifested in these more fundamental regimes, and determine whether any conceptually novel properties emerge.

A byproduct of our study of implementations of the quantum switch was the definition of a routed supermap of particular interest, the *routed quantum switch*, which essentially models the situation where agents in a switch can coherently control their actions on the order they are in. Even though we restricted our use of it here to the discussion of a foundational question, it could also have more practical applications. In particular, as an extension of the switch, it might, similarly to it, hold interesting advantages for communication, computation, or thermodynamical procedures.

Another avenue is to find further applications to physical situations for the ideas developed here. Routed maps are likely to help in many scenarios in which some restriction on the space of possibilities is vital to understanding the phenomenon. One such scenario is the Aharonov-Bohm effect. It will also be interesting to see whether the understanding of causal structure in the presence of sectorial constraints can help uncover potentially more scenarios with exotic causal properties.

It is also likely possible to articulate a more systematic connection between routed maps and superselection rules, and hence also quantum reference frames [57]. Therefore, it might be possible to make some interesting general statements about the interplay between reference frames, superselection rules, and causal structure. It may be particularly interesting to explore the precise sense in which the causal structure one observes is dependent on one's quantum reference frame.

Finally, it would be interesting to provide an adaptation of our framework to the classical case. While a similar approach can be taken, there are some interesting differences, such as the possibility of determining all

the information associated with the target input to the classical version of the exchange gate by measuring its ancillary output, and the fact that the ‘which-sector?’ relata in the classical case never serve as causes, as a consequence of the absence of relative phases in classical theory.

ACKNOWLEDGEMENTS

It is a pleasure to thank Giulio Chiribella, Hlér Kristjánsson, Ognyan Oreshkov, Nicola Pinzani, and Matt Wilson for helpful discussions and comments. AV is indebted to the organisers and participants of the 2021 Sejny Summer Institute – in particular Timothée Hoffreumon, Natália Móller and Eleftherios Tselentis – for discussions and ideas about implementations of the

switch. We also thank Alexandra Elbakyan for her help to access the scientific literature. NO acknowledges funding from the UK Engineering and Physical Sciences Research Council (EPSRC). AV is supported by the EPSRC Centre for Doctoral Training in Controlled Quantum Dynamics. This publication was made possible through the support of the grant 61466 ‘The Quantum Information Structure of Spacetime (QISS)’ (qiss.fr) from the John Templeton Foundation. The opinions expressed in this publication are those of the authors and do not necessarily reflect the views of the John Templeton Foundation.

NOTE ADDED

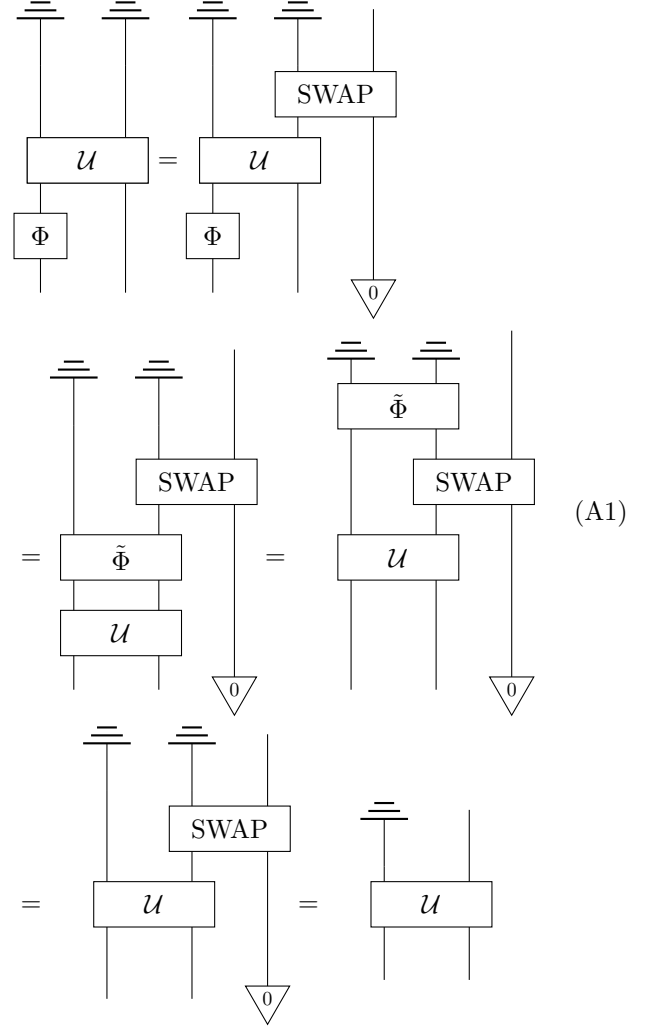
Related independent work appeared recently which provides a similar fine-grained causal analysis of implementations of the switch [58].

-
- [1] L. Hardy, Towards quantum gravity: a framework for probabilistic theories with non-fixed causal structure, *Journal of Physics A: Mathematical and Theoretical* **40**, 3081 (2007), arXiv:gr-qc/0608043.
 - [2] G. Chiribella, G. M. D’Ariano, P. Perinotti, and B. Valiron, Quantum computations without definite causal structure, *Physical Review A* **88**, 10.1103/physreva.88.022318 (2013), arXiv:0912.0195 [quant-ph].
 - [3] O. Oreshkov, F. Costa, and Č. Brukner, Quantum correlations with no causal order, *Nature communications* **3**, 1 (2012), arXiv:1105.4464 [quant-ph].
 - [4] M. Araújo, C. Branciard, F. Costa, A. Feix, C. Giarmatzi, and Č. Brukner, Witnessing causal nonseparability, *New Journal of Physics* **17**, 102001 (2015), arXiv:1506.03776 [quant-ph].
 - [5] J. Barrett, R. Lorenz, and O. Oreshkov, Quantum causal models, (2020), arXiv:1906.10726 [quant-ph].
 - [6] N. Paunković and M. Vojinović, Causal orders, quantum circuits and spacetime: distinguishing between definite and superposed causal orders, *Quantum* **4**, 275 (2020), arXiv:1905.09682 [quant-ph].
 - [7] D. Felce and V. Vedral, Quantum refrigeration with indefinite causal order, *Phys. Rev. Lett.* **125**, 070603 (2020), arXiv:2003.00794 [quant-ph].
 - [8] J. Barrett, R. Lorenz, and O. Oreshkov, Cyclic quantum causal models, *Nature Communications* **12**, 1 (2021), arXiv:2002.12157 [quant-ph].
 - [9] A. Kissinger and S. Uijlen, A categorical semantics for causal structure, *Logical Methods in Computer Science* **Volume 15, Issue 3**, 10.23638/LMCS-15(3:15)2019 (2020), arXiv:1701.04732 [quant-ph].
 - [10] R. Lorenz and J. Barrett, Causal and compositional structure of unitary transformations, (2020), arXiv:2001.07774 [quant-ph].
 - [11] C. Branciard, M. Araújo, A. Feix, F. Costa, and Č. Brukner, The simplest causal inequalities and their violation, *New Journal of Physics* **18**, 013008 (2015), arXiv:1508.01704 [quant-ph].
 - [12] M. Araújo, F. Costa, and i. c. v. Brukner, Computational advantage from quantum-controlled ordering of gates, *Phys. Rev. Lett.* **113**, 250402 (2014), arXiv:1401.8127 [quant-ph].
 - [13] D. Felce, N. T. Vidal, V. Vedral, and E. O. Dias, Indefinite causal orders from superpositions in time, (2021), arXiv:2107.08076 [quant-ph].
 - [14] L. M. Procopio, A. Moqanaki, M. Araújo, F. Costa, I. A. Calafell, E. G. Dowd, D. R. Hamel, L. A. Rozema, Č. Brukner, and P. Walther, Experimental superposition of orders of quantum gates, *Nature communications* **6**, 1 (2015), arXiv:1412.4006 [quant-ph].
 - [15] G. Rubino, L. A. Rozema, A. Feix, M. Araújo, J. M. Zeuner, L. M. Procopio, Č. Brukner, and P. Walther, Experimental verification of an indefinite causal order, *Science advances* **3**, e1602589 (2017), arXiv:1608.01683 [quant-ph].
 - [16] K. Goswami, C. Giarmatzi, M. Kewming, F. Costa, C. Branciard, J. Romero, and A. G. White, Indefinite causal order in a quantum switch, *Physical review letters* **121**, 090503 (2018), arXiv:1803.04302 [quant-ph].
 - [17] G. Rubino, L. A. Rozema, F. Massa, M. Araújo, M. Zych, v. Brukner, and P. Walther, Experimental entanglement of temporal order, *Quantum* **6**, 621 (2022), arXiv:1712.06884 [quant-ph].
 - [18] X. Nie, X. Zhu, C. Xi, X. Long, Z. Lin, Y. Tian, C. Qiu, X. Yang, Y. Dong, J. Li, T. Xin, and D. Lu, Experimental realization of a quantum refrigerator driven by indefinite causal orders, (2020), arXiv:2011.12580 [quant-ph].
 - [19] H. Cao, N.-n. Wang, Z.-A. Jia, C. Zhang, Y. Guo, B.-H. Liu, Y.-F. Huang, C.-F. Li, and G.-C. Guo, Experimental demonstration of indefinite causal order induced quantum heat extraction, (2021), arXiv:2101.07979 [quant-ph].
 - [20] K. Goswami and J. Romero, Experiments on quantum causality, *AVS Quantum Science* **2**, 037101 (2020), arXiv:2009.00515 [quant-ph].
 - [21] L. Hardy, Quantum gravity computers: On the theory of computation with indefinite causal structure, *Quantum Reality, Relativistic Causality, and Closing the Epistemic Circle*, 379–401 (2009), arXiv:quant-ph/0701019.

- [22] G. Chiribella, Perfect discrimination of no-signalling channels via quantum superposition of causal structures, *Physical Review A* **86**, 10.1103/physreva.86.040301 (2012), arXiv:1109.5154 [quant-ph].
- [23] T. Colnaghi, G. M. D'Ariano, S. Facchini, and P. Perinotti, Quantum computation with programmable connections between gates, *Physics Letters A* **376**, 2940–2943 (2012), arXiv:1109.5987 [quant-ph].
- [24] H. Reichenbach, *The direction of time*, Vol. 65 (Univ of California Press, 1956).
- [25] C. J. Wood and R. W. Spekkens, The lesson of causal discovery algorithms for quantum correlations: causal explanations of bell-inequality violations require fine-tuning, *New Journal of Physics* **17**, 033002 (2015), arXiv:1208.4119 [quant-ph].
- [26] J. Pearl, *Causality* (Cambridge university press, 2009).
- [27] F. Costa and S. Shrapnel, Quantum causal modelling, *New Journal of Physics* **18**, 063032 (2016), arXiv:1512.07106 [quant-ph].
- [28] Å. Baumeler and S. Wolf, The space of logically consistent classical processes without causal order, *New Journal of Physics* **18**, 013036 (2016).
- [29] G. Chiribella and H. Kristjánsson, Quantum shannon theory with superpositions of trajectories, *Proceedings of the Royal Society A: Mathematical, Physical and Engineering Sciences* **475**, 20180903 (2019), arXiv:1812.05292 [quant-ph].
- [30] N. Erez, AB effect and aharonov–susskind charge non-superselection, *Journal of Physics A: Mathematical and Theoretical* **43**, 354030 (2010), arXiv:1003.1044 [quant-ph].
- [31] I. Marvian and R. W. Spekkens, A generalization of Schur–Weyl duality with applications in quantum estimation, *Communications in Mathematical Physics* **331**, 431–475 (2014), arXiv:1112.0638 [quant-ph].
- [32] A. W. Harrow, *Applications of coherent classical communication and the Schur transform to quantum information theory*, Ph.D. thesis, Massachusetts Institute of Technology (2005), arXiv:quant-ph/0512255.
- [33] G. M. Palma, K.-A. Suominen, and A. K. Ekert, Quantum computers and dissipation, *Proceedings of the Royal Society A* **452**, 567 (1996), arXiv:quant-ph/9702001.
- [34] L.-M. Duan and G.-C. Guo, Preserving coherence in quantum computation by pairing the quantum bits, *Physical Review Letters* **79**, 1953 (1997), arXiv:quant-ph/9703040.
- [35] P. Zanardi and M. Rasetti, Noiseless quantum codes, *Physical Review Letters* **79**, 3306 (1997), arXiv:quant-ph/9705044.
- [36] D. A. Lidar, I. L. Chuang, and K. B. Whaley, Decoherence-free subspaces for quantum computation, *Physical Review Letters* **81**, 2594 (1998), arXiv:quant-ph/9807004.
- [37] A. Beige, D. Braun, B. Tregenna, and P. L. Knight, Quantum computing using dissipation to remain in a decoherence-free subspace, *Physical Review Letters* **85**, 1762 (2000).
- [38] P. G. Kwiat, A. J. Berglund, J. B. Altepeter, and A. G. White, Experimental verification of decoherence-free subspaces, *Science* **290**, 498 (2000).
- [39] O. Oreshkov, Time-delocalized quantum subsystems and operations: on the existence of processes with indefinite causal structure in quantum mechanics, *Quantum* **3**, 206 (2019), arXiv:1801.07594 [quant-ph].
- [40] F. D. Santo and B. Dakić, Two-way communication with a single quantum particle, *Physical Review Letters* **120**, 10.1103/physrevlett.120.060503 (2018), arXiv:1706.08144 [quant-ph].
- [41] L.-Y. Hsu, C.-Y. Lai, Y.-C. Chang, C.-M. Wu, and R.-K. Lee, Carrying an arbitrarily large amount of information using a single quantum particle, *Phys. Rev. A* **102**, 022620 (2020), arXiv:2002.10374 [quant-ph].
- [42] F. Massa, A. Moqanaki, Åmin Baumeler, F. D. Santo, J. A. Kettlewell, B. Dakić, and P. Walther, Experimental two-way communication with one photon, *Advanced Quantum Technologies* **2**, 1900050 (2019), arXiv:1802.05102 [quant-ph].
- [43] R. Faleiro, N. Paunkovic, and M. Vojinovic, Operational interpretation of the vacuum and process matrices for identical particles, (2020), arXiv:2010.16042 [quant-ph].
- [44] A. Vanrietvelde, H. Kristjánsson, and J. Barrett, Routed quantum circuits, *Quantum* **5**, 503 (2021), arXiv:2011.08120 [quant-ph].
- [45] A. Vanrietvelde and G. Chiribella, Universal control of quantum processes using sector-preserving channels, *Quantum Information and Computation* **21**, 1320 (2021), arXiv:2106.12463 [quant-ph].
- [46] M. Wilson and A. Vanrietvelde, Composable constraints, (2021), arXiv:2112.06818 [math.CT].
- [47] A. A. Abbott, J. Wechs, D. Horsman, M. Mhalla, and C. Branciard, Communication through coherent control of quantum channels, *Quantum* **4**, 333 (2020), arXiv:1810.09826 [quant-ph].
- [48] H. Kristjánsson, G. Chiribella, S. Salek, D. Ebler, and M. Wilson, Resource theories of communication, *New Journal of Physics* **22**, 073014 (2020), arXiv:1910.08197 [quant-ph].
- [49] I. Friend, Private communication, (2022).
- [50] G. Chiribella, G. M. D'Ariano, and P. Perinotti, Transforming quantum operations: Quantum supermaps, *EPL (Europhysics Letters)* **83**, 30004 (2008), arXiv:0804.0180 [quant-ph].
- [51] M. Araújo, A. Feix, M. Navascués, and Č. Brukner, A purification postulate for quantum mechanics with indefinite causal order, *Quantum* **1**, 10 (2017), arXiv:1611.08535 [quant-ph].
- [52] J.-M. A. Allen, J. Barrett, D. C. Horsman, C. M. Lee, and R. W. Spekkens, Quantum common causes and quantum causal models, *Physical Review X* **7**, 10.1103/physrevx.7.031021 (2017), arXiv:1609.09487 [quant-ph].
- [53] M. Zych, F. Costa, I. Pikovski, and Č. Brukner, Bell's theorem for temporal order, *Nature communications* **10**, 1 (2019), arXiv:1708.00248 [quant-ph].
- [54] N. S. Möller, B. Sahdo, and N. Yokomizo, Quantum switch in the gravity of Earth, *Phys. Rev. A* **104**, 042414 (2021), arXiv:2012.03989 [quant-ph].
- [55] J. Wechs, C. Branciard, and O. Oreshkov, Existence of processes violating causal inequalities on time-delocalised subsystems, (2022), arXiv:2201.11832 [quant-ph].
- [56] R. W. Spekkens, Evidence for the epistemic view of quantum states: A toy theory, *Physical Review A* **75**, 782–788 (2007), arXiv:arXiv:quant-ph/0401052.
- [57] S. D. Bartlett, T. Rudolph, and R. W. Spekkens, Reference frames, superselection rules, and quantum information, *Rev. Mod. Phys.* **79**, 555 (2007), arXiv:quant-ph/0610030.

- [58] V. Vilasini and R. Renner, Embedding cyclic causal structures in acyclic spacetimes: no-go results for process matrices, (2022), arXiv:2203.11245 [quant-ph].
- [59] B. Schumacher and M. D. Westmoreland, Locality and information transfer in quantum operations, Quantum Information Processing **4**, 13 (2005), arXiv:quant-ph/0406223.

which the triangle labelled ‘0’ represents the state $|0\rangle\langle 0|$.



Appendix A: Proof of Theorem III.1

The implication from (U1) to (U2) is obvious. That (U2) implies (U3) follows from noting that, for any density matrices ψ and ψ' , one can always find a channel Φ such that $\psi = \Phi(\psi')$. Inserting $\psi' \otimes \phi$ onto both sides of (U2) then gives (U3). The equivalence of (U1) and (U3) is proven in [59], and the equivalence of (U1) and (U4) is proven in [10].

At this point, we have proven that conditions (U1–U4) are all equivalent. It remains to show that all of these are equivalent to (U5) and (U6).

It is obvious that (U4) implies (U5). That (U5) implies (U6) follows from the facts that $\mathcal{A} := \mathcal{L}(A)$ is spanned by its unitary operators, and that the right side of (U5) clearly commutes with $I_C \otimes \mathcal{D}$.

Finally, to show that (U6) implies (U2), we define the channel $\tilde{\Phi} := \mathcal{U} \circ (\Phi \otimes \mathcal{I}) \circ \mathcal{U}^\dagger$ on $C \otimes D$. We can then perform the following manipulations to prove (U6), in

To see why the third equality holds, note that since Φ is a channel on A , all of its Kraus operators are elements of \mathcal{A} . It follows that the Kraus operators of $\tilde{\Phi}$ are elements of $U(\mathcal{A} \otimes I_B)U^\dagger$. By (U6), we know these operators commute with all the operators in $\mathcal{D} := \mathcal{L}(D)$ that only act on D . In the manipulations above, the swap channel only acts on D and its own ancilla, meaning that it will commute with $\tilde{\Phi}$.

Appendix B: Proof of Proposition III.2

It follows quite simply from (U6) that if $A \xrightarrow{U} E$, and $A \xrightarrow{U} F$, then $A \xrightarrow{U} E \otimes F$. Of course, if A can signal to a subsystem then it can always signal to the composite system, so the converse also holds. We therefore have the first part of atomicity (13), i.e. $(A \xrightarrow{U} E) \wedge (A \xrightarrow{U} F) \iff (A \xrightarrow{U} E \otimes F)$.

Taking into account the time symmetry property (12) leads to the second part of atomicity (14), i.e. $(A \xrightarrow{U} E) \wedge (A \xrightarrow{U} F) \iff (A \xrightarrow{U} E \otimes F)$.

$F) \wedge (B \xrightarrow{U} F) \iff (A \otimes B \xrightarrow{U} F)$. Explicitly, we have

$$\begin{aligned}
 (A \xrightarrow{U} F) \wedge (B \xrightarrow{U} F) &\iff (F \xrightarrow{U^\dagger} A) \wedge (F \xrightarrow{U^\dagger} B) \\
 &\iff (F \xrightarrow{U^\dagger} A \otimes B) \\
 &\iff (A \otimes B \xrightarrow{U} F)
 \end{aligned} \tag{B1}$$

where in the first and third equivalences we have used time symmetry (12, and in the second equivalence we used the first part of atomocity, (13).

Appendix C: The embedding map

Consider two sectorized Hilbert spaces A^i and B^j and some subspace $H = \bigoplus_{i,j} \lambda^{ij} A_\star^i \otimes B_\star^j$, where λ^{ij} is some route matrix. (H might be the practical input or output space of some routed unitary.) A *sector-preserving algebra* over A^i is one that can be written as:

$$\mathcal{X} = \bigoplus_i \mathcal{X}_i \tag{C1}$$

where each \mathcal{X}_i is an algebra over A_\star^i . The point of the embedding map is to ‘embed’ this algebra into an algebra over the larger space H .

The embedding map acts on operators from \mathcal{X} . An operator from this algebra has the form $M = \bigoplus_i M_i$. The embedding map is defined as follows:

$$M \xrightarrow{*} M^* := \bigoplus_{i,j} \lambda^{ij} M_i \otimes I_{B_\star^j} \tag{C2}$$

where $I_{B_\star^j}$ is the identity operator on B_\star^j . The codomain of $\xrightarrow{*}$ is given by:

$$\mathcal{X} \xrightarrow{*} \mathcal{X}^* := \bigoplus_{i,j} \lambda^{ij} \mathcal{X}_i \otimes I_{B_\star^j} \tag{C3}$$

We now prove that the embedding map has some properties that help with the proof of Theorem III.2. Firstly, embedding map is invertible and linear. To see that it is invertible, note that any operator from \mathcal{X}^* can be uniquely written in the form $M^* = \bigoplus_{i,j} \lambda^{ij} M_i \otimes I_{B_\star^j}$, so we can easily define the inverse embedding map:

$$M^* \xrightarrow{*-1} M := \bigoplus_i M_i \tag{C4}$$

Now we prove that the embedding map is linear. Given the operators $M = \bigoplus_i M_i \in \mathcal{X}$ and $N = \bigoplus_i N_i \in \mathcal{X}$, consider some linear combination $R := aM + bN$. R can be written $R = \bigoplus_i R_i$ where each $R_i = aM_i + bN_i$. Applying the embedding map to a linear combination

therefore has the following effect:

$$\begin{aligned}
 (aM + bN)^* &= \bigoplus_{i,j} \lambda^{ij} (aM + bN)_i \otimes I_{B_\star^j} \\
 &= \bigoplus_{i,j} \lambda^{ij} (aM_i + bN_i) \otimes I_{B_\star^j} \\
 &= \bigoplus_{i,j} \lambda^{ij} (aM_i \otimes I_{B_\star^j}) + \bigoplus_{i,j} (bN_i \otimes I_{B_\star^j}) \\
 &= aM^* + bN^*
 \end{aligned} \tag{C5}$$

which proves linearity.

The combination of the linearity and the invertibility of the embedding map has the useful consequence that if a set of operators $\{M_k\}_k$ spans \mathcal{X} , then $\{M_k^*\}_k$ spans \mathcal{X}^* , which we now prove. Denote by N^* an arbitrary member of \mathcal{X}^* . N^* can be mapped via $\xrightarrow{*-1}$ to $N \in \mathcal{X}$, which by assumption can be written $N = \sum_k \alpha_k M_k$. We can apply $\xrightarrow{*}$ to both sides of this equation and use linearity to deduce $N^* = \sum_k \alpha_k M_k^*$.

Appendix D: The exchange gate

Given a sectorized Hilbert space A^i , the exchange gate is a unitary operator

$$\text{EXCH} : A \otimes A^O \rightarrow A \otimes A^I \tag{D1}$$

where A^O and A^I are ancillary systems of the same dimension with the factorizations:

$$\begin{aligned}
 A^O &= A_1^O \otimes \dots \otimes A_N^O \otimes A_w^O \\
 A^I &= A_1^I \otimes \dots \otimes A_N^I \otimes A_w^I
 \end{aligned} \tag{D2}$$

where N is the number of sectors.

The exchange gate can be understood in terms of two more basic unitary operators. The first is called the ‘sectorial CNOT’, or **SCNOT**, gate. To define the **SCNOT** gate, we first note for every sector A_\star^i of A^i we can write down a basis $\{|i, j_i\rangle\}_{j_i}$. We can then combine these to get a basis for A : $\{|i, j_i\rangle\}_{j_i, i}$. Then the gate **SCNOT**: $A \otimes A^O \rightarrow A \otimes A^I$ is defined as follows:

$$\text{SCNOT} |i, j_i\rangle_A |k\rangle_{A_w^O} = |i, j_i\rangle_A |k + i\rangle_{A_w^O} \quad \forall |i, j_i\rangle_A \quad \forall |k\rangle_{A_w^O} \tag{D3}$$

where $\{|k\rangle_{A_w^O}\}$ and $\{|k\rangle_{A_w^I}\}$ are logical bases for A_w^O and A_w^I respectively. In other words, the **SCNOT** is a direct sum over the sectors of A^i of operators which leave A_\star^i alone send the ancillary basis $\{|k\rangle_{A_w^O}\}$ to $\{|k + i\rangle_{A_w^O}\}$.

The second gate is called the ‘routed swap’ gate, or **RSWAP**. **RSWAP**: $A \otimes A_1^O \otimes \dots \otimes A_N^O \rightarrow A_1^I \otimes \dots \otimes A_N^I$ is a direct sum over the sectors of A^i of unitary operators that swap A_\star^i with the i th ancillary system. Let us make this more precise. We define $\text{SWAP}_i := I_{A_\star^i \rightarrow A_\star^i} \otimes I_{A_i^O \rightarrow A_i^I}$, where I represents the identity transformations between

the Hilbert spaces denotes in the subscripts. We denote by $I_{A_i^O} \rightarrow A_i^I$ the identity transformation from the tensor product of all except i th ancillary input to the tensor product of all except the i th ancillary output. Then RSWAP is given by:

$$\text{RSWAP} = \bigoplus_i \text{SWAP}_i \otimes I_{A_i^O \rightarrow A_i^I} \quad (\text{D4})$$

Then the exchange gate is defined as follows:

$$\text{EXCH} := (\text{RSWAP} \otimes I_{A_w^I}) \circ (\text{SCNOT} \otimes I_{A_1^O \dots A_n^O}) \quad (\text{D5})$$

or, equivalently, as $\text{EXCH} := (\text{SCNOT} \otimes I_{A_1^I \dots A_n^I}) \circ (\text{RSWAP} \otimes I_{A_w^O})$.

Appendix E: A lemma for Theorem III.2

1. Stating the Lemma

In order to prove Theorem III.2, we will first state and prove an important lemma. Since this will take a long time, we do it here, in a separate appendix to the rest of the proof. The lemma will show that our sectorized no-influence relation through a unitary channel – which is always equivalent to (FG4) below – is equivalent to three other conditions, except in the case where one of the relata is a one-dimensional sector.

In order to state these conditions, we first associate the sectors and the which-sector information with algebras of operators. We associate the i th sector of A^i with the algebra:

$$\mathcal{A}^i := \mathcal{L}(A_\star^i) \oplus \text{span}(I_{A_\star^i}) \quad (\text{E1})$$

where $\mathcal{L}(A_\star^i)$ is the algebra of linear operators on A_\star^i , $I_{A_\star^i}$ is the identity operator on $A_\star^i := \bigoplus_{i' \neq i} A_\star^{i'}$, and the span is over complex numbers (as it always will be subsequently). In other words, \mathcal{A}^i is the algebra of operators of the form $M_{A_\star^i} \oplus \alpha I_{A_\star^i}$, where M is an operator on A_\star^i , and α is a complex number.

We also define an algebra corresponding to the which-sector information:

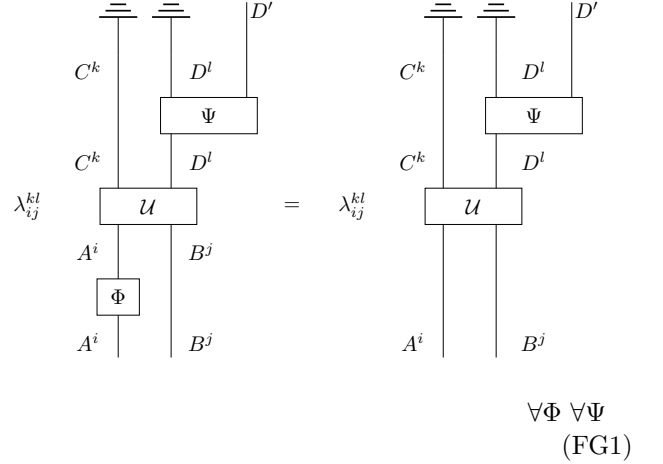
$$\mathcal{A}^w := \text{span}(\{\pi_i^A\}_i) \quad (\text{E2})$$

where the π_i^A are the projectors used to define A^i 's sectorization: $\pi_i^A(A) = A_\star^i \forall i$.

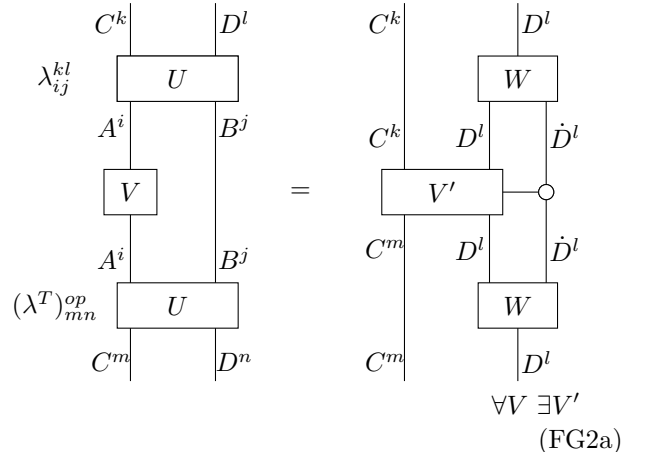
The algebras associated with D^l 's sectors and which-sector information are defined in a precisely analogous way, as well as the algebras resulting from embedding them into U 's whole practical output space.

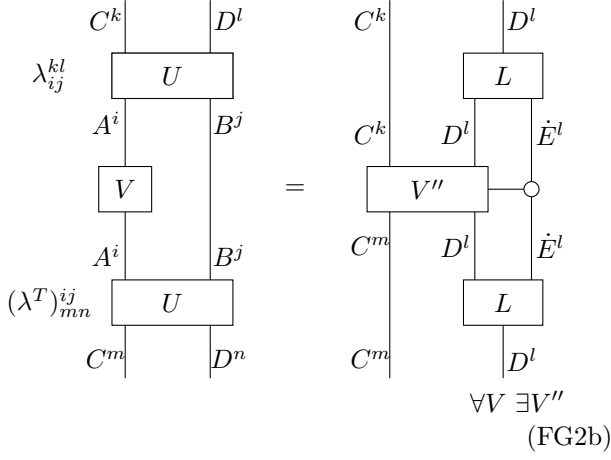
Given an algebra \mathcal{X} to one of A^i 's sectors or which-sector information, and given an algebra \mathcal{Y} corresponding to one of D^l 's sectors or which-sector information, we are ready to state the four conditions. In (FG1) below, Φ is a channel with Kraus operators from \mathcal{X} , and Ψ is a

channel with Kraus operators from $\mathcal{Y} \otimes \mathcal{L}(\ast \rightarrow D^I)$ for some ancillary space D^I .



The second condition is given in the case that \mathcal{Y} is a which-sector algebra (FG2a), and separately in the case that it corresponds to a sector (FG2b). In both cases, V is any unitary operator from \mathcal{X} . In (FG2a), W , \dot{D} , and the routes all have the same meaning as in (R2). V' is a practical unitary controlled on \dot{D} of the form $\sum_l V_l' \otimes |l\rangle \langle l|_{\dot{D}}$, where $\{|l\rangle\}_l$ is the basis associated with \dot{D} 's sectorization. In (FG2b), \dot{E}^u is a sectorized Hilbert space with two one-dimensional sectors, and L is a unitary transformation that maps D_\star^l to $D_\star^l \otimes E_\star^0$ and D_\star^l to $D_\star^l \otimes E_\star^1$. V is again any unitary on \mathcal{X} and the controlled practical unitary labelled V' is of the form $V'' = V_0'' \otimes \pi_l^D \otimes |0\rangle \langle 0|_E + V_1'' \otimes |1\rangle \langle 1|_E$, where V_0'' acts on C , V_1'' acts on $C \otimes D$, and π_l^D is the projector in D onto D_\star^l . The route matrix ϵ_n^u is equal to 1 if $n = l$ and $u = 0$ or if $n \neq l$ and $u = 1$, and is 0 otherwise. The other routes have the same meaning as the corresponding ones in (R2). We note that it both (FG2a) and (FG2b), the equality holds between the transformations, and not necessarily the routes.

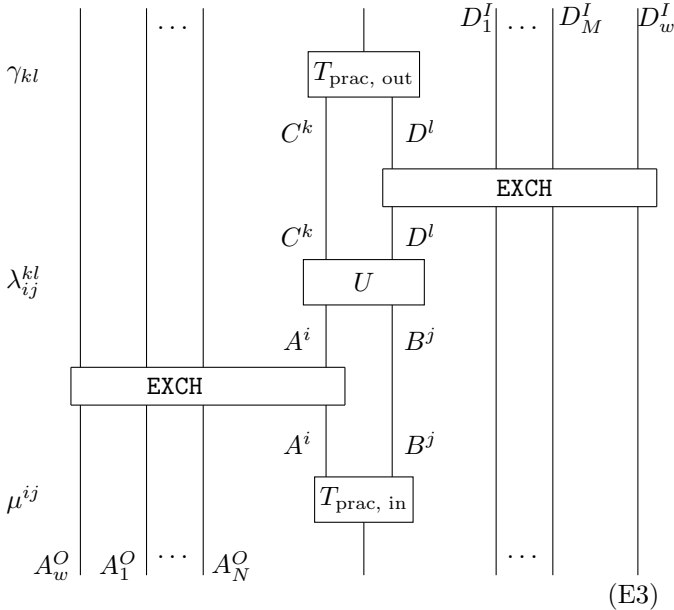




In (FG3), \mathcal{X}^* is the algebra obtained by embedding \mathcal{X} in U 's practical input space. \mathcal{Y}^* is the algebra obtained by embedding \mathcal{Y} in U 's practical output space.

$$[U\mathcal{X}^*U^\dagger, \mathcal{Y}^*] = 0 \quad (\text{FG3})$$

In (FG4) is a statement of the no-influence relation through an *unrouted* unitary transformation, as defined in Definition III.1. The unitary S_U is referred to is:



where $T_{\text{prac, in}}$ and $T_{\text{prac, out}}$ are practical unitaries that embed U 's practical input and output space respectively into an unsectorized system. The routes in this diagram are given by $\mu_{ij} := \sum_{kl} \lambda_{ij}^{kl}$ and $\gamma_{kl} := \sum_{ij} \lambda_{ij}^{kl}$. Also, in (FG4), X^O stands for the input subsystem related to \mathcal{X} ; either A_i^O if $\mathcal{X} = \mathcal{A}^i$ or A_w^O if $\mathcal{X} = \mathcal{A}^w$. Similarly, $Y^I = D_l^I$ if $\mathcal{Y} = \mathcal{D}^l$ or $Y^I = D_w^I$ if $\mathcal{Y} = \mathcal{D}^w$.

$$X^O \xrightarrow{S_U} Y^I \quad (\text{FG4})$$

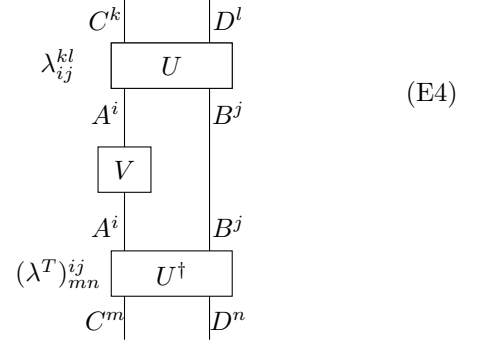
We define trivial sectorial relata as those algebras corresponding to sectors that are one-dimensional. We can now state the lemma:

Lemma E.1 *Assuming neither \mathcal{X} nor \mathcal{Y} are trivial sectorial relata, conditions (FG1 – FG4) are equivalent.*

2. (FG2) is equivalent to (FG3)

We start by proving that $(\text{FG2}) \Leftrightarrow (\text{FG3})$. For the rightward implication, it is immediate that the transformations on the right sides of (FG2a) and (FG2b) commute with \mathcal{D}^{w*} and \mathcal{D}^{l*} respectively. The implication then follows from the fact that \mathcal{A}^{w*} and \mathcal{A}^{i*} for all i are spanned by their unitaries.

For the leftward direction, suppose first that $\mathcal{Y} = \mathcal{D}^{w*}$. Then (FG3) implies that, for any unitary $V \in \mathcal{X}$, the unitary transformation in:



commutes with each projector $Q_l \otimes \pi_l^D$, where π_l^D is the projector onto D_\star^l , and Q_l is the projector onto the largest orthogonal subspace of C , call it c_l , such that $c_l \otimes D_\star^l$ is part of U 's practical output space. This means that the transformation in (E4) can be written in the form $V' = \bigoplus_l V'_l$, where each V'_l acts on $c_l \otimes D_\star^l$. It follows that it can be written as in the right-hand side of (FG2a).

Now suppose $\mathcal{Y} = \mathcal{D}^{l*}$. Set $H_l := c_l \otimes D^l$, and define $H_{\bar{l}}$ as the complement of H_l in U 's practical output space, H_{acc} :

$$H_{\text{acc}} = H_l \oplus H_{\bar{l}} \quad (\text{E5})$$

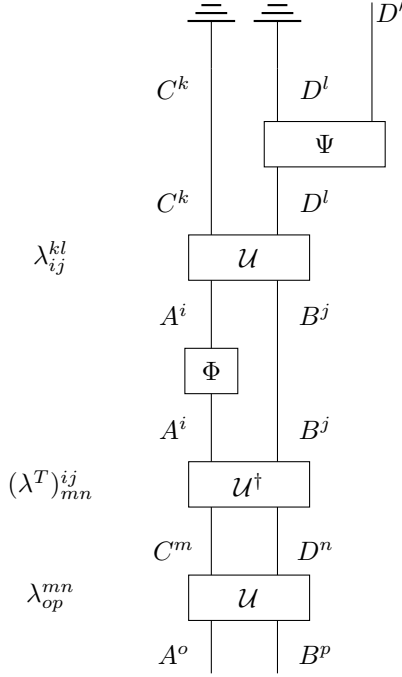
(FG3) implies that any unitary $V \in \mathcal{U}(\mathcal{X}^*)$ commutes with the projector $Q_l \otimes \pi_l^D$ in H_{acc} onto H_l , and is therefore block diagonal in this two-sector partitioning: $V = V_l \oplus V_{\bar{l}}$. (FG3) implies that V must commute with $(Q_l \otimes \mathcal{L}(D_\star^l)) \oplus \mathbf{0}_{\bar{l}}$, meaning that V has the form $V = (V'_{c_l} \otimes I_{D_\star^l}) \oplus V_{\bar{l}}$. Any unitary operator of this form can be written as in the right-hand side of (FG2b).

3. (FG3) implies (FG1)

We now prove $(\text{FG3}) \implies (\text{FG1})$. The reasoning is very similar to that in the proof that (U6) implies (U2), but it is carried out again explicitly here for the sake of completeness.

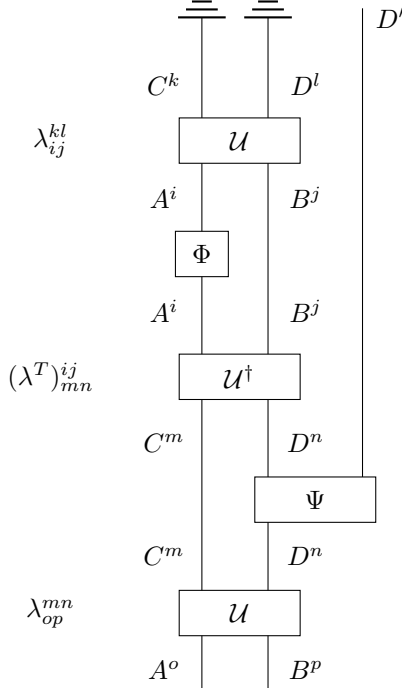
First we note that the transformation (although not necessarily the route) in the left-hand side of (FG1) is

equal to the one in



(E6)

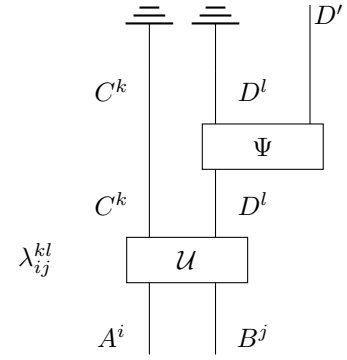
(FG3) implies the transformation in (E6) is equal to the one in



(E7)

since it entails that all Kraus operators of Φ , once transformed by \mathcal{U} into operators acting on \mathcal{U} 's output space, commute with all the Kraus operators of Ψ . Then we can trace out the channels after Ψ to show that the transformation we have been discussing all along is equal to the

one in:



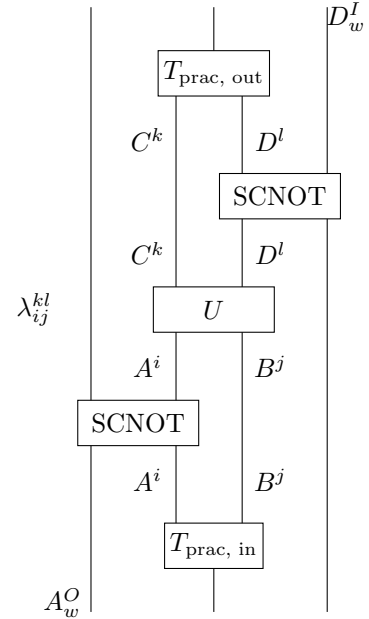
(E8)

This implies (FG1).

4. Sublemmas

We state and prove two sublemmas required for the rest of the proof.

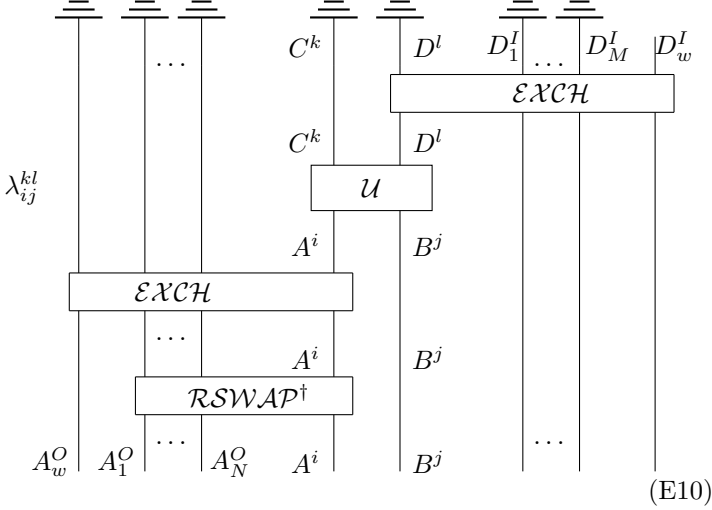
Sublemma E.1 A_w^O is a not cause of D_w^I in (E3) if and only if A_w^O is a not cause of D_w^I in:



(E9)

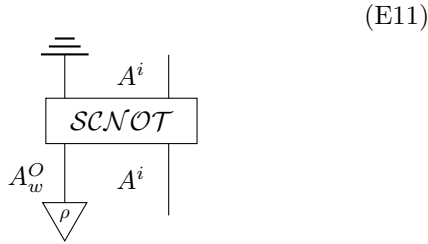
The 'if' part is easily shown by partially tracing all the outputs except D_w^I in (E3) and noting from the definition of the EXCH gate that the SCNOT and RSWAP gates commute. The 'only if' part follows by considering the

following channel:

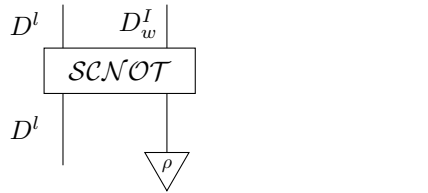


which can be simplified by noting that the \mathcal{RSWAP} on D will be traced out and the one on A will give the identity once combined with its adjoint. This leads to an expression from which one can trivially derive that A_w^O is not a cause of D^I in (E9).

Sublemma E.2 For any density matrix ρ



and



have Kraus operators drawn from \mathcal{A}^w and $\mathcal{D}^w \otimes \mathcal{L}(* \rightarrow D_w^I)$ respectively.

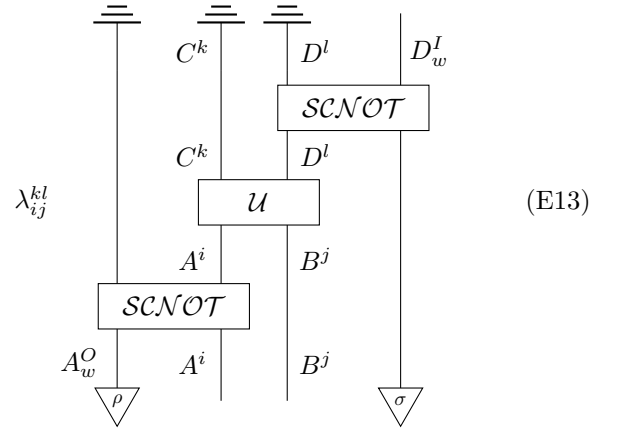
We denote the channels in (E11) and (E12) by \mathcal{M} and \mathcal{N} respectively. For any pair of states $|\psi_i\rangle$ and $|\phi_i\rangle$ both contained in A_\star^i , we have $\mathcal{M}(|\psi_i\rangle\langle\phi_i|) = |\psi_i\rangle\langle\phi_i|$. This means that not only does \mathcal{M} follow the delta-route depicted in (E11) associated with the sectorization $H_{\text{acc}}^{\text{in}} = \bigoplus_i A_\star^i$, it also follows any similar delta-route obtained by also further sectorizing each sector A_\star^i into a set of one-dimensional sectors. By Theorem 6 of [44], this implies that the Kraus operators of \mathcal{M} must be block diagonal in all of the sectorizations, implying that they are

each of the form $\sum_i \alpha_i \pi_i^A$ for complex numbers α_i , and hence a member of \mathcal{A}^w .

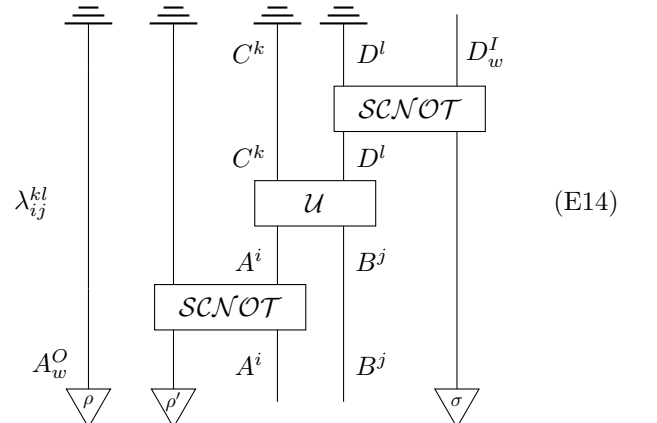
One can give a very similar argument that the Kraus operators \mathcal{N} must be block diagonal in the sense of belonging to $\bigoplus_l (\bigoplus_{m_l} \mathcal{L}((D_\star^l)^{m_l}) \otimes \mathcal{L}(* \rightarrow D_w^I))$ for any set of sectorizations $D_\star^l = \bigoplus_{m_l} (D_\star^l)^{m_l}$ of each D_\star^l into one-dimensional sectors. This implies that each Kraus operator must be of the form $\sum_l \alpha_l \pi_l^D \otimes |\xi_l\rangle_{D_w^I}$, hence a member of $\mathcal{D}^w \otimes \mathcal{L}(* \rightarrow D_w^I)$.

5. (FG1) implies (FG4)

Now we prove that (FG1) implies (FG4). We start by assuming $\mathcal{X} = \mathcal{A}^{w*}$ and $\mathcal{Y} = \mathcal{D}^{w*}$. Given Sublemma E.2, (FG1) implies that, for any normalized density matrix σ ,



is independent of the density matrix ρ . Since ρ is normalized, it follows that, for an arbitrary state ρ' on A_w^O , the above is equal to:



for any ρ and all σ . We can use state tomography where we vary over ρ and σ but hold ρ' fixed to deduce that:

$$(E15)$$

$$= \mu_{ij} \begin{array}{c} \text{---} \\ \text{---} \\ \text{---} \end{array} \begin{array}{c} D_w^I \\ \Phi \\ A_w^O \quad A^i \quad B^j \end{array}$$

where μ is the matrix obtained by composing the route matrices on the left, and Φ is the following quantum channel:

$$(E16)$$

Given Sublemma E.1, (E15) implies (FG4).

The argument in the case that at least one of \mathcal{X} and \mathcal{Y} corresponds to a sector is closely related to the first one. One just has to note that the **RSWAP** gate on D^l (for example) can be written as a sequentially combination of commuting operators, on associated with each of D^l 's M sectors:

$$\text{RSWAP} = (I_{D_{\overline{M}}} \otimes R_M) \circ \dots \circ (I_{D_{\overline{1}}} \otimes R_1) \quad (E17)$$

where $I_{D_{\overline{l}}}$ is the identity from $\bigoplus_{l' \neq l} D_{l'}^O$ to $\bigoplus_{l' \neq l} D_{l'}^I$, and, for all l ,

$$R_l := \text{SWAP}_l \oplus (I_{D_l} \otimes I_{D_{\overline{l}}}) \quad (E18)$$

where I_{D_l} is the identity operator from D_l^O to D_l^I , $I_{D_{\overline{l}}}$ is the identity on $D_{\overline{l}}^I = \bigoplus_{l' \neq l} D_{l'}^I$, and SWAP_l swaps

the sector D_{\star}^l with the ancillary wire D_l^O/D_l^I . Then the foregoing argument can be generalized to the case where at least one of \mathcal{X} and \mathcal{Y} is a sectorial relatum by proving a sublemma similar to E.1 where the SCNOT gate on the wire(s) corresponding to any sectorial relata \mathcal{A}^i or \mathcal{D}^l , are replaced with the corresponding R_i or R_l – these sublemmas are proved using similar arguments to the ones above. Then, maintaining the relevant substitutions, one repeats the argument encapsulated by equations (E13 – E15), which, importantly, does not depend on any special properties of SCNOT.

6. (FG4) implies (FG3)

Finally, we prove (FG4) \implies (FG3). The argument varies depending on whether the non-cause and non-effect are sectors or which-sector information. However, it will suffice to prove the claim in the two cases where both relata are of the same kind, before indicating how the arguments are to be adapted in the other two cases.

We start by assuming that the no-influence relation is between the which-sector informations, so our algebras are $\mathcal{X} = \mathcal{A}^{w*}$ and $\mathcal{Y} = \mathcal{D}^{w*}$. Let F denote the quantum Fourier transform operator on the ancilla input A_w^O to the SCNOT gate on A . Consider the unitary operator on A obtained from inserting the state $F|n\rangle = \frac{1}{\sqrt{N}} \sum_{m=0}^{N-1} \exp(\frac{2\pi i m n}{N}) |m\rangle$ into the ancilla input of the SCNOT gate, and ignoring the output state on A_w^I . This can be written as:

$$V_n = \sum_m \exp(\frac{2\pi i m n}{N}) \pi_m^A \quad (E19)$$

where each π_m^A is the projector onto A_{\star}^m . Denoting by P_m the projector onto the largest orthogonal subspace b_m of B such that $A_{\star}^m \otimes b_m$ is inside U 's practical input space, V_n is embedded into the practical input space as follows (see Appendix C):

$$V_n^* := \sum_{m=0}^{N-1} \exp(\frac{2\pi i m n}{N}) \pi_m^A \otimes P_m \quad (E20)$$

Since, by the unitary of F , $\{\frac{1}{\sqrt{N}} \sum_{m=0}^{N-1} \exp(\frac{2\pi i m n}{N}) |m\rangle\}_{n=0}^{N-1}$ spans any computational basis state $|n\rangle$ for A , it is clear that $\{V_n^*\}_{n=0}^{N-1}$ spans any projector $\pi_n^A \otimes P_n$, and thus that the same set spans \mathcal{A}^{w*} . It will therefore suffice to show that $\{U(V_n^*)\}_{n=0}^{N-1}$ commutes with \mathcal{D}^{w*} , for any V_n^* .

By Sublemma E.1, (FG4) implies that

$$(E21)$$

is independent of ρ . Define $W_n := \mathcal{U}(V_n^*)$ and \mathcal{W}_n as the associated unitary channel, and set $\mathcal{P}_{\text{acc}} := P_{\text{acc}}(\cdot)P_{\text{acc}}$ for the projector P_{acc} onto U 's practical output space. Then, by equating the cases where $\rho = F|n\rangle\langle n|F^\dagger$ and $\rho = F|0\rangle\langle 0|F^\dagger$, one can easily show that:

$$(E22)$$

where we choose τ to be $\tau = |0\rangle\langle 0|$, and for all density matrices σ on U 's practical output space.

Consider the sectorization of the practical output space of U given by $H_{\text{acc}} = \bigoplus_l (c_l \otimes D_\star^l)$, where each c_l is an orthogonal subspace of C . In the following, we consider states in this space, where a subscript l on a state vector indicates that it is wholly contained in the corresponding sector $c_l \otimes D_\star^l$. Suppose, for contradiction, that $\exists |\psi_0\rangle : W_n |\psi_0\rangle = \sum_{l=0}^{M-1} a_l |\phi_l\rangle$, where at least one of the complex numbers a_m for $m \neq 0$ is non-zero. If we substitute $\sigma = |\psi_0\rangle\langle\psi_0|$ into (E22), it is easy to show that the resulting state on the left-hand side is $\sum_{l=0}^{M-1} |a_l|^2 |l\rangle\langle l|$, whereas the right-hand one is $|0\rangle\langle 0|$,

violating the equality. Hence $\mathcal{U}(V_n^*)$ maps $c_0 \otimes D_\star^0$ to itself. Of course, the choice of the 0th sector was arbitrary, meaning that $\mathcal{U}(V_n^*)$ maps each of the M subspaces to itself, and is thus block diagonal in the sectorization $H_{\text{acc}} = \bigoplus_l c_l \otimes D_\star^l$. Hence it commutes with \mathcal{D}^{w*} . Since this is true for all n , and $\{W_n\}_{n=0}^{D-1}$ spans \mathcal{A}^{w*} , it follows that $[U\mathcal{A}^{w*}U^\dagger, \mathcal{D}^{w*}] = 0$.

Now, suppose instead that both relata correspond to the zeroth sector, so our algebras are $\mathcal{X} = \mathcal{A}^{0*}$ and $\mathcal{Y} = \mathcal{D}^{0*}$. As discussed in the previous subsection, one can derive a version of Sublemma E.1 for these relata in which the SCNOT channels in the sublemma are replaced with channels \mathcal{R}_0 corresponding to R_0 . This, together with (FG4), implies that the following is independent of the choice of unitary channel $\mathcal{V} = V(\cdot)V^\dagger$:

$$(E23)$$

from which it follows that:

$$(E24)$$

is also independent of \mathcal{V} .

Suppose that $|\psi\rangle$ is an eigenstate of the unitary operator V on A_0^O . We define a unitary operator V' on A :

$$V' = V_0 \oplus \lambda_\psi^V I_{\bar{0}} \quad (\text{E25})$$

where λ_ψ is the eigenvalue associated with $|\psi\rangle$, V_0 is a unitary operator of the form V on the sector A_\star^0 , and $I_{\bar{0}}$ is the identity operator on $A_\star^{\bar{0}}$.

We further define $W_{V'} := \mathcal{U}(V'^*)$ and denote by $\mathcal{W}_{V'}$ the corresponding unitary channel. By inserting $|\psi\rangle\langle\psi|$ into the input A_0^O in (E24) and equating the general case to the special case where V is the identity, we deduce that:

$$\gamma_{kl}^{mn} \quad (\text{E26})$$

for arbitrary states σ and τ , where the route $\gamma_{kl}^{mn} := \sum_{ij} \lambda_{ij}^{kl} (\lambda^T)_{mn}^{ij}$.

We will proceed to show that $W_{V'}$ commutes with \mathcal{D}^* , starting by showing that it is block diagonal in the sectorization (E5) of U 's practical output space for $l = 0$. Consider some states $|\psi_0\rangle$ and $|\phi_0\rangle$ in $H_0 := c_0 \otimes D_\star^0$, and $|\phi_{\bar{0}}\rangle$ in the complement space $H_{\bar{0}} := \bigoplus_{l \neq 0} c_l \otimes D_\star^l$. Suppose, for contradiction, that $W_{V'} |\psi_0\rangle = a |\phi_0\rangle + b |\phi_{\bar{0}}\rangle$ for $b \neq 0$. Then, substituting $\sigma = |\psi_0\rangle\langle\psi_0|$ into both sides of (E26) gives that $|a|^2 \text{Tr}_C |\phi_0\rangle\langle\phi_0|_{CD_0^I} + |b|^2 \tau_{D_0^I} = \text{Tr}_C |\psi_0\rangle\langle\psi_0|_{CD_0^I}$. It is always possible to choose a $\tau_{D_0^I}$ so that this equality is violated. Hence $W_{V'}$ maps H_0 to itself. Then unitarity implies that $W_{V'}$ is block diagonal in the sectorization $H_{\text{acc}} = H_0 \oplus H_{\bar{0}}$.

We can therefore write

$$W_{V'} = W_{V'}^0 + W_{V'}^{\bar{0}} \quad (\text{E27})$$

where the operators on the right-hand side act on H_0 and $H_{\bar{0}}$ respectively. Now, by considering arbitrary choices of σ contained in $\mathcal{L}(c_0 \otimes D_\star^0)$, we can use tomography to

deduce from (E26) that

$$(\text{E28})$$

to which we can apply the essential uniqueness of purification to deduce that $W_{V'}^0 = T_{c_0} \otimes I_{D_\star^0}$ where $I_{D_\star^0}$ is the identity on D_\star^0 and T_{c_0} is some unitary on c_0 . Substituting this into (E27), we can see that $W_{V'}$ commutes with \mathcal{D}^{0*} .

We now want to show that the unitary operators of the form V' from (E25) span \mathcal{A}^0 . We will do this by explicitly showing how one can construct any operator from \mathcal{A}^0 by taking linear combinations of operators of the form V' .

In the case where V is the identity operator (up to global phase) on A_0^O , V' is the identity (up to global phase) on A . When V is not the identity (up to global phase), it has at least two distinct eigenvalues. We can therefore obtain the following two operators from V :

$$\begin{aligned} V_0 \oplus e^{i\alpha} I_{\bar{0}} \\ V_0 \oplus e^{i\beta} I_{\bar{0}} \end{aligned} \quad (\text{E29})$$

for $e^{i\alpha} \neq e^{i\beta}$. Subtracting the bottom operator from the top then gives us the operator $\mathbf{0}_0 \oplus (e^{i\alpha} - e^{i\beta}) I_{\bar{0}}$, which of course spans all operators of the form

$$\mathbf{0}_0 \oplus a I_{\bar{0}} \quad (\text{E30})$$

for arbitrary complex numbers a . These operators together with those in (E29) span the operators of the form:

$$V_0 \oplus a I_{\bar{0}} \quad (\text{E31})$$

for unitary V_0 .

Note that since we can start with any unitary V , we can end up with any unitary V_0 in this expression. The operators of this form for unitary V_0 span the linear operators of the form:

$$M \oplus a I_{\bar{0}} \quad (\text{E32})$$

(as is easily seen from the fact that the unitary operators on a Hilbert space span the linear operators on that space). But these are precisely the operators in \mathcal{A}^0 . This shows that the operators of the form V' span \mathcal{A}^0 . As discussed in Appendix C, this implies that operators of the form V'^* span \mathcal{A}^{0*} . (FG3) follows.

The cases where the two relata are different in kind are proven by simply mixing arguments for the two cases in which they are the same. For example, if $\mathcal{X} = \mathcal{A}^{w*}$ and $\mathcal{Y} = \mathcal{D}^{l*}$, then one repeats the argument from the first case that one can induce a set of unitary transformations of the form V_n from (E19) on A by putting in states to the

ancilla input of the SCNOT gate of the form $F|n\rangle$, and that the associated embedded unitaries V_n^* span \mathcal{A}^{w*} . Then one applies the argument above to show that (FG4) implies that these operators, once transformed by \mathcal{U} to the practical output space, must commute with \mathcal{D}^{l*} , implying that $[\mathcal{U}(\mathcal{A}^{w*}), \mathcal{D}^{l*}] = 0$. Upon making a similar adaptation for $\mathcal{X} = \mathcal{A}^{i*}$ and $\mathcal{Y} = \mathcal{D}^{w*}$, the theorem is proved.

Appendix F: Proof of Theorem III.2

We will prove Theorem III.2 by assuming Lemma E.1, which is proven independently in Appendix E.

Given the routed unitary (18), denote by (fg) the proposition that a relation of no-influence holds between each sectorized relatum associated with A^i and each sectorized relatum associated with D^l . We will show that (R2) is equivalent to (R3), that (R3) and (R4) are each equivalent to (fg), that (R3) implies (R1) and that (R1) implies (R4).

We start with (R2) \Leftrightarrow (R3). The rightward direction is immediate. For the leftward direction, consider an arbitrary unitary $V \in \mathcal{A}$, and the associated unitary V^* embedded in U 's practical input space (see Appendix C for the definition of the embedding map). Consider also the decomposition of U 's practical output space of the form $H_{\text{acc}} = \bigoplus_l c_l \otimes D_\star^l$, where each c_l is a subspace of C , and consider the projectors $Q_l \otimes \pi_l^D$ onto each term. (R3) implies that $\mathcal{U}(V^*)$ commutes with all of these projectors. Hence $\mathcal{U}(V^*)$ is block diagonal in the sectorization $H_{\text{acc}} = \bigoplus_l c_l \otimes D_\star^l$, and may be written $\mathcal{U}(V^*) = \bigoplus_l W_l$. (R3) also implies that each W_l commutes with an arbitrary operator of the form $I_{c_l} \otimes M_{D_\star^l}$, which implies that each W_l can be written $\mathcal{U}(V^*) = W'_{c_l} \otimes I_{D_\star^l}$. Hence $\mathcal{U}(V^*) = \bigoplus_l W'_{c_l} \otimes I_{D_\star^l}$, from which (R3) follows.

The fact that (R3) \Rightarrow (fg) follows simply from Lemma E.1, and the fact that the algebras associated with the multi-dimensional sectors and which-sector information (see Appendix E) are subalgebras of the algebra associated with the sectorized system. For the converse direction, note that the union of all those subalgebras spans the algebra associated with the sectorized system. In other words, denoting the union of the algebras associated to the multi-dimensional sectors and which-sector information of A^i as S_A , S_A spans \mathcal{A} . Similarly, S_D spans \mathcal{D} . It follows from S_A spanning \mathcal{A} that S_A^* spans \mathcal{A}^* (see Appendix C). By (fg) and Lemma E.1, we have $[\mathcal{U}(S_A^*), S_D^*] = 0$. (R3) follows. This proves that (R3) \Leftrightarrow (fg).

For (fg) \Leftrightarrow (R4), consider the transformation in (25). By considering U 's practical output space $\bigoplus_{kl} \sum_{ij} \lambda_{ij}^{kl} C_\star^k \otimes D_\star^l$ as a single Hilbert space, and similarly with its practical input space, one can think about (25) as an *unrouted* unitary transformation. The fact that (fg) \Leftrightarrow (R4) is then straightforward consequence of Proposition III.2.

The fact that (R3) \Rightarrow (R1) is given by exactly the same argument as the proof that (FG3) \Rightarrow (FG1),

except that now Φ and Ψ can now be arbitrary sector-preserving quantum channels as in (R1). One just needs to note that since Φ is sector-preserving, its Kraus operators are drawn from \mathcal{A} , and since Ψ is sector-preserving, its Kraus operators are drawn from $\mathcal{D} \otimes \mathcal{L}(* \rightarrow D')$. Both of these facts follow from Theorem 6 of [44].

The argument for (R1) \Rightarrow (R4) is very similar to the one encapsulated by equations (E13 – E15) upon replacing SCNOT with exchange channel \mathcal{EXCH} ; in fact it is slightly simpler since there is no need for Sublemma E.1.

Appendix G: Proof of Proposition III.4

To prove (22), note that the practical output space of the routed unitary (21) can always be written in the form

$$H_{\text{acc}} = \bigoplus_{lmn} \omega^{lmn} D_\star^l \otimes E_\star^m \otimes F_\star^n \quad (\text{G1})$$

where ω is a route matrix. Consider the sector-preserving algebras $\mathcal{E} := \bigoplus_m \mathcal{L}(E_\star^m)$ and $\mathcal{F} := \bigoplus_n \mathcal{L}(F_\star^n)$ over E^m and F^n respectively. Then the sector-preserving algebra for the composite system $E^m \otimes F^n$ is $\mathcal{X} := \bigoplus_{mn} \mathcal{L}(E^m \otimes F^n) = \mathcal{E} \otimes \mathcal{F}$.

In Appendix C, we defined a map $\xrightarrow{*}$ that embeds sector-preserving algebras into a practical output space. The embedded algebras \mathcal{E}^* , \mathcal{F}^* and \mathcal{X}^* have the form:

$$\begin{aligned} \mathcal{E}^* &= \bigoplus_{lmn} \omega^{lmn} \mathcal{E}_{lmn}^* \\ \mathcal{F}^* &= \bigoplus_{lmn} \omega^{lmn} \mathcal{F}_{lmn}^* \\ \mathcal{X}^* &= \bigoplus_{lmn} \omega^{lmn} \mathcal{X}_{lmn}^* \end{aligned} \quad (\text{G2})$$

where we have defined:

$$\begin{aligned} \mathcal{E}_{lmn}^* &:= I_{D_\star^l} \otimes \mathcal{L}(E_\star^m) \otimes I_{F_\star^n} \\ \mathcal{F}_{lmn}^* &:= I_{D_\star^l} \otimes I_{E_\star^m} \otimes \mathcal{L}(F_\star^n) \\ \mathcal{X}_{lmn}^* &:= I_{D_\star^l} \otimes \mathcal{L}(E_\star^m \otimes F_\star^n) \end{aligned} \quad (\text{G3})$$

where $I_{D_\star^l}$ is the identity operator on D_\star^l , etc.

Now, consider an arbitrary operator $M_{lmn} \in \mathcal{X}_{lmn}^*$. Since the product operators on the space $E_\star^m \otimes F_\star^n$ span $\mathcal{L}(E_\star^m \otimes F_\star^n)$, it is easily deduced from the algebra forms (G3) that M_{lmn} can be written

$$M_{lmn} = \sum_i \alpha_i (N_i^{lmn} \circ R_i^{lmn}) \quad (\text{G4})$$

where $N_i^{lmn} \in \mathcal{E}_{lmn}^*$ and $R_i^{lmn} \in \mathcal{F}_{lmn}^*$ for each i .

Since any operator in \mathcal{X}^* is just a direct sum of operators each from some \mathcal{X}_{lmn}^* , it follows that any $M' \in \mathcal{X}^*$ can be written in the form:

$$\begin{aligned} M' &= \bigoplus_{lmn} M_{lmn} \\ &= \bigoplus_{lmn} \left(\sum_i \alpha_i (N_i^{lmn} \circ R_i^{lmn}) \right) \end{aligned} \quad (\text{G5})$$

where all $N_i^{lmn} \in \mathcal{E}_{lmn}^*$ and all $R_i^{lmn} \in \mathcal{F}_{lmn}^*$. If we define a new set of operators of the form $\tilde{N}_i^{lmn} := N_i^{lmn} \oplus (\bigoplus_{l'm'n' \neq lmn} \mathbf{0}_{l'm'n'})$, where $\mathbf{0}_{l'm'n'}$ is the zero operator in $\mathcal{E}_{l'm'n'}^*$, and similarly define \tilde{R}_i^{lmn} , then the direct sum above turns into a regular sum:

$$M' = \sum_{lmni} \alpha_i (\tilde{N}_i^{lmn} \circ \tilde{R}_i^{lmn}) \quad (\text{G6})$$

where each $\tilde{N}_i^{lmn} \in \mathcal{E}^*$ and each $\tilde{R}_i^{lmn} \in \mathcal{F}^*$.

Now, suppose that $(A^i \not\rightarrow^U E^m) \wedge (A^i \not\rightarrow^U F^n)$. By (R3), this means that

$$[\mathcal{U}(\mathcal{A}^*), \mathcal{E}^*] = [\mathcal{U}(\mathcal{A}^*), \mathcal{F}^*] = 0 \quad (\text{G7})$$

But (G6) shows that each operator from \mathcal{X}^* can be written as a sum of sequential compositions of operators from \mathcal{E}^* and \mathcal{F}^* . (G7) shows that any operator of this form commutes with $\mathcal{U}(\mathcal{A}^*)$. It follows that $[\mathcal{U}(\mathcal{A}^*), \mathcal{X}^*] = 0$, implying that $A^i \not\rightarrow^U E^m \otimes F^n$.

Conversely, suppose $A^i \not\rightarrow^U E^m \otimes F^n$, and thus $[\mathcal{U}(\mathcal{A}^*), \mathcal{X}^*] = 0$. It is easily deduced from the expres-

sions (G2) and (G3) that \mathcal{E}^* and \mathcal{F}^* are subalgebras of $(\mathcal{E} \otimes \mathcal{F})^* = \mathcal{X}^*$. This means that $[\mathcal{U}(\mathcal{A}^*), \mathcal{E}^*] = 0$ and $[\mathcal{U}(\mathcal{A}^*), \mathcal{F}^*] = 0$, so we have $(A^i \not\rightarrow^U E^m) \wedge (A^i \not\rightarrow^U F^n)$. This proves (22).

(23) then follows from (20) and (22) via essentially the manipulations in (B1). The only difference is that here we replace the Hilbert spaces with sectorized Hilbert spaces.

Appendix H: Proof of Proposition IV.2

The routed process channel of \mathcal{S}^\dagger is just the adjoint of the routed process channel for \mathcal{S} , up to local unitary transformations applied to its unsectorized input/output subsystems. As is easily deduced from (R1), such transformations do not change the causal relations. It therefore follows from the time-symmetry of causal relations in a routed unitary transformation (20) that there is a direct cause relation in \mathcal{S} if and only if there is a corresponding direct cause relation in \mathcal{S}^\dagger , where the roles of cause and effect are reversed. This proves the proposition.