

Impact of CDF-II measurement of M_W on the electroweak legacy of the LHC Run II

Eduardo da Silva Almeida,^{1,*} Alexandre Alves,^{2,†} Oscar J. P. Éboli,^{1,‡} and M. C. Gonzalez-Garcia^{3,4,5,§}

¹*Instituto de Física, Universidade de São Paulo,
R. do Matão 1371, 05508-090 São Paulo, Brazil*

²*Departamento de Física, Universidade Federal de São Paulo, UNIFESP, Diadema, São Paulo, Brazil*

³*Departament de Física Quàntica i Astrofísica and Institut de Ciències del Cosmos,
Universitat de Barcelona, Diagonal 647, E-08028 Barcelona, Spain*

⁴*Institució Catalana de Recerca i Estudis Avançats (ICREA) Pg. Lluís Companys 23, 08010 Barcelona, Spain.*

⁵*C.N. Yang Institute for Theoretical Physics, Stony Brook University, Stony Brook NY11794-3849, USA*

We analyze the impact of the recently released CDF-II measurement of W mass on the SMEFT analyses of the electroweak precision data as well as Higgs and electroweak diboson productions. We work in the Hagiwara, Ishihara, Szalapski, and Zeppenfeld basis in which eight generation-independent operators enter in the electroweak precision data at tree level and, unlike in the Warsaw basis, the analysis of that set of data constrains all the eight Wilson coefficients, without the need of combination with Higgs or electroweak diboson data results. We show that in the global analysis the determination of the coefficients of all operators which do not enter the electroweak precision data are barely affected by the new M_W determination.

Recently the CDF collaboration released a new measurement of the W mass [1]

$$M_W = 80.4335 \pm 0.0094 \text{ GeV} , \quad (0.1)$$

that we incorporate in our analyses of the electroweak legacy of the LHC Run II [2]; further details of our analyses can be found in this reference. Here, we do not take the new M_W result at face value due to the tension between it and the previous measurements. Instead, we consider the *standard average* [3]

$$M_W = 80.413 \pm 0.008 \text{ GeV} . \quad (0.2)$$

Moreover, taking into account that the top quark mass has a large impact in the corrections to the precision electroweak observables we also update the average top quark mass through the inclusion of the new CMS determination [4]. Again, performing the standard average we consider the SM predictions as obtained with [3]

$$m_t = 171.79 \pm 0.38 \text{ GeV} .$$

Except for these two changes, our analyses proceed as in Ref. [2], *i.e.* we used the same datasets and the Hagiwara, Ishihara, Szalapski, and Zeppenfeld (HISZ) basis [5, 6]. In fact the HISZ basis is most suitable for the direct quantification of new results which, as for the case of the new M_W (and m_t) determination, affect mainly the electroweak precision data (EWPD). This is so because this basis was chosen, precisely, to avoid blind directions in the EWPD analysis [7]. Eight operators enter the EWPD at tree level and the EWPD analysis constrains each of the eight Wilson coefficients, without the need of combination with Higgs or electroweak diboson data (EWDBD) results. This is not the case for other basis, for example the Warsaw basis, for which the EWPD analysis can only limit Wilson coefficient combinations making it more indirect to interpret the results and requiring a global analysis of EWPD in combination with Higgs and EWPD to quantify the impact on individual coefficients. Of course in the HISZ basis when performing the global analysis, the fact that the allowed ranges of the coefficients of the operators entering the

*Electronic address: eduardo.silva.almeida@usp.br

†Electronic address: aalves@unifesp.br

‡Electronic address: eboli@if.usp.br

§Electronic address: maria.gonzalez-garcia@stonybrook.edu

EWPD have been modified can indirectly result into modifications of the coefficients of operators entering only the Higgs or EWDBD. However, as we will see, within the present precision, this is a very small effect.

We start our analysis by considering a universal scenario where only the $f_{\Phi,1}$ and f_{BW} Wilson coefficients are non vanishing. Figure 1 compares the 1σ and 2σ allowed regions in the plane $S \times T$ ($S = -4\pi v^2 f_{BW}/\Lambda^2$ and $T = -2\pi v^2/e^2 f_{\Phi,1}/\Lambda^2$) obtained when using the previous and new values for M_W and m_t . As we can see, the allowed region using the new M_W value is displaced towards positive values with respect to the previous result. In fact, T is $\simeq 3\sigma$ away from the SM prediction ($T = 0.197 \pm 0.065$) when we take into account the new CDF-II result. We find a good agreement with the results in Ref. [3] performed under the same assumptions with differences arising from the slightly different set of observables considered. If instead of the average in Eq. (0.2) one uses the W mass reported by CDF-II, Eq. (0.1), the effect would be obviously larger. This possible sign of new physics has generated a cascade of analyses and models to explain it [3, 8–45]

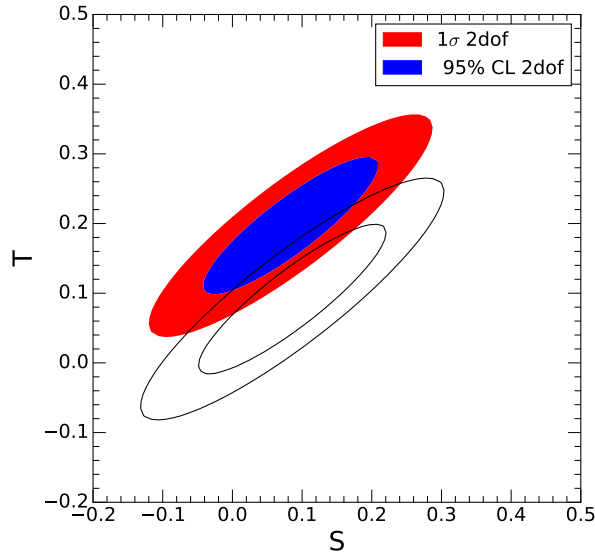


FIG. 1: 1σ and 2σ (2dof) allowed regions on the $S \times T$ plane assuming that these are the only non-vanishing Wilson coefficients. The colored (transparent) region stands for the new (old) analysis.

Next we perform the analysis in the full parameter space of SMEFT operators which affect the EWPD at order $1/\Lambda^2$ in the HISZ basis. We present in figure 2 our results for this eight parameter fit using the new M_W and m_t values (green line) compared to those obtained with the previous values (dashed line). We find that besides the effects on the oblique coefficients f_{BW} and $f_{\Phi,1}$, the only coefficient of fermionic operators noticeably modified by the inclusion of the new data is $\mathcal{O}_{\Phi,e}^{(1)}$ (and also in less amount $f_{\Phi,Q}^{(1)}$) that contributes to the lepton right-handed coupling. We notice, however, that the shift on the fermionic operators originates primarily from the new value for m_t that modifies the SM predictions. We notice also that the very small effect on the four-lepton operator coefficient f_{LLLL} is a consequence of the cancellation of the variation associated with the new M_W and the new m_t . In summary, we find that after including the eight relevant operators, the new value of M_W still impacts mostly \mathcal{O}_{BW} and $\mathcal{O}_{\Phi,1}$ but now in this 8-parameter analysis their Wilson coefficients are still compatible with zero at 1σ . Of course this occurs at the price of sizable correlations between the allowed ranges of the eight coefficients. Altogether with find the following

best $\pm 1\sigma$ ranges and correlation matrix ρ

Operator	$\frac{f}{\Lambda^2}(\text{TeV})^2$	ρ							
\mathcal{O}_{BW}	0.220 ± 0.511	1							
$\mathcal{O}_{\Phi,1}$	-0.026 ± 0.045	0.970	1						
$\mathcal{O}_{\Phi,Q}^{(1)}$	-0.022 ± 0.045	0.902	0.807	1					
$\mathcal{O}_{\Phi,Q}^{(3)}$	-0.277 ± 0.182	0.121	0.085	0.152	1				
$\mathcal{O}_{\Phi,u}^{(1)}$	0.070 ± 0.155	0.238	0.185	0.338	-0.283	1			
$\mathcal{O}_{\Phi,d}^{(1)}$	-0.611 ± 0.259	0.160	0.166	0.112	0.605	-0.691	1		
$\mathcal{O}_{\Phi,e}^{(1)}$	-0.002 ± 0.021	-0.126	-0.177	0.033	0.382	0.580	-0.067	1	
\mathcal{O}_{LLLL}	0.013 ± 0.014	-0.952	-0.914	-0.851	-0.155	-0.293	-0.145	0.052	1

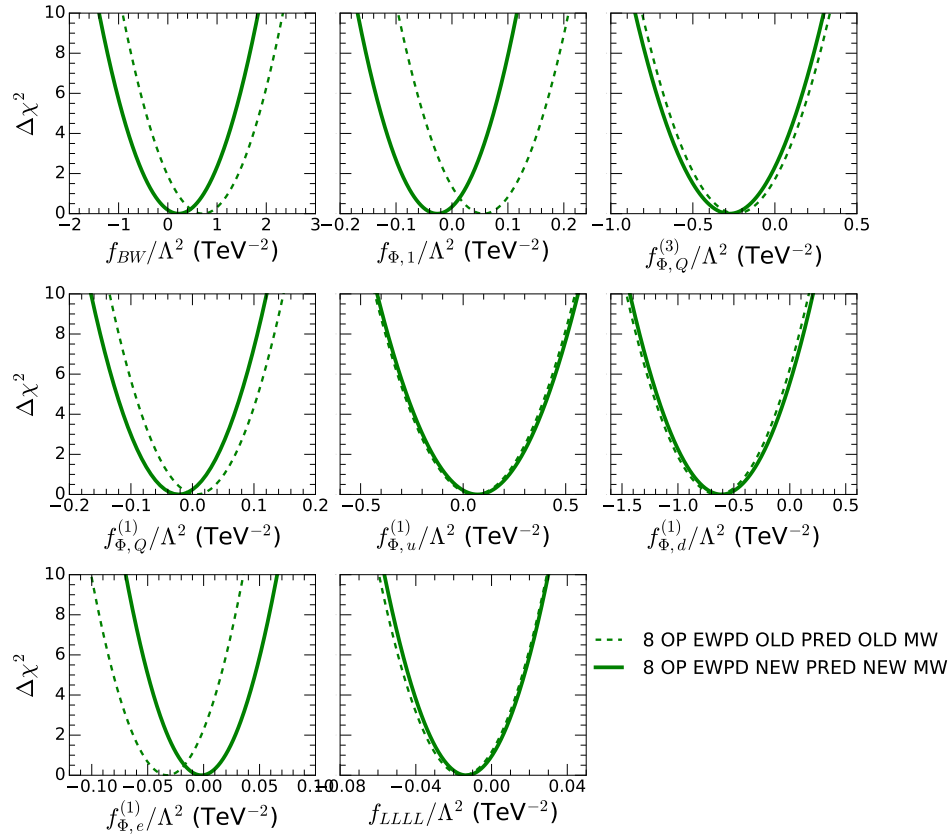


FIG. 2: $\Delta\chi^2$ as a function of the Wilson coefficients f_{BW}/Λ^2 , $f_{\Phi,1}/\Lambda^2$, $f_{\Phi,Q}^{(1)}/\Lambda^2$, $f_{\Phi,Q}^{(3)}/\Lambda^2$, $f_{\Phi,u}^{(1)}/\Lambda^2$, $f_{\Phi,d}^{(1)}/\Lambda^2$, $f_{\Phi,e}^{(1)}/\Lambda^2$, and f_{LLLL}/Λ^2 , as indicated in the panels after marginalizing over the remaining fit parameters. The green solid (dashed) line stands for the fit of the EWPD with the new (previous) values of m_t and M_W .

Finally we assess the impact of the new top and W masses on the global fit including EWPD and STXS-Higgs and diboson datasets. In figure 3, we depict the marginalized one-dimensional $\Delta\chi^2$ distributions in the full 21-dimensional parameter space (of which only 20 coefficients can be constrained at $\mathcal{O}(\Lambda^{-2})$). The figure shows the results obtained including the new (solid line) compared to the previous (dashed line) values of m_t and M_W . First of all, let us notice

that there is no Wilson coefficient that is incompatible with the SM predictions. This can be seen clearly in Table I that contains the 95% CL allowed regions for the operators entering our fit. We also learn from figure 3 that the Wilson coefficients f_{BW} , $f_{\Phi,1}$ and $f_{\Phi,e}^{(1)}$ are still the only ones which are noticeably shifted while all others are barely modified.

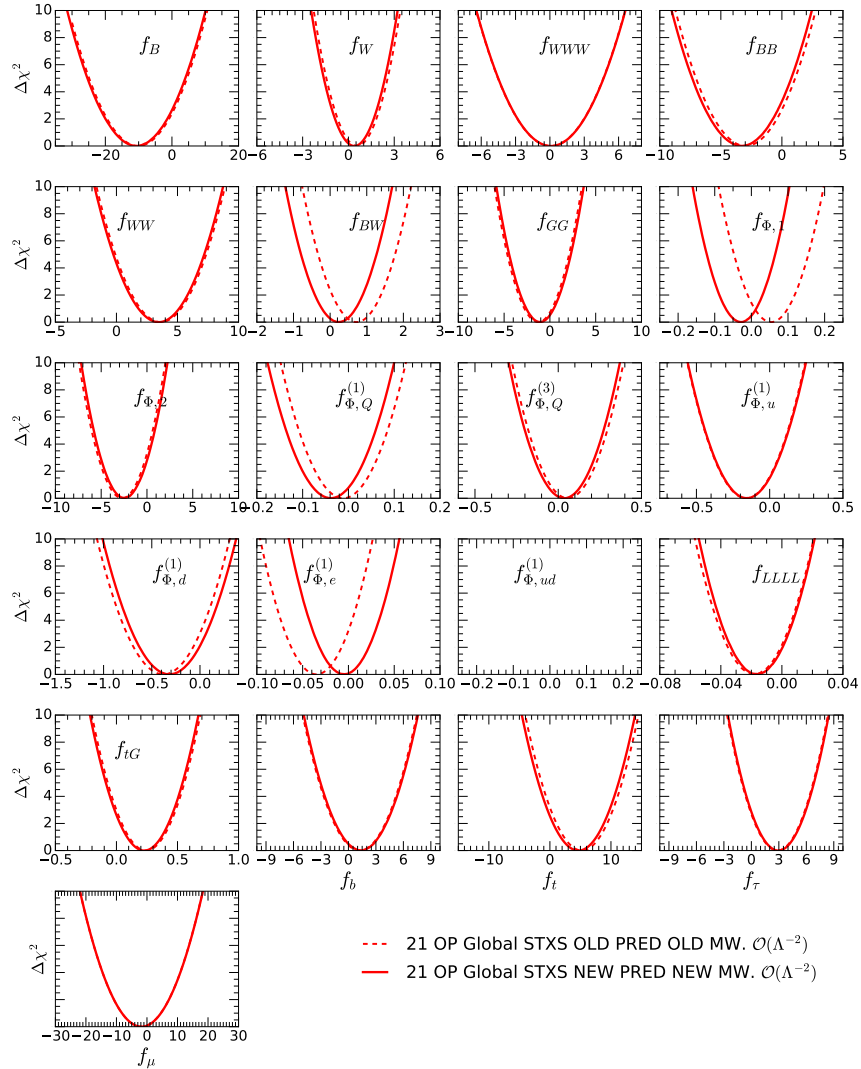


FIG. 3: Marginalized one-dimensional $\Delta\chi^2$ distributions for the 21 parameters appearing in our global fit to EWPD, EWDBD, and Higgs data including the STXS Higgs data sets. The red solid (dashed) line stands for the results obtained with the new (previous) values for m_t and M_W . The theoretical predictions for the observables were evaluated at $\mathcal{O}(\Lambda^{-2})$ in the Wilson coefficients.

Operator	95% CL f/Λ^2 (TeV^{-2})
	Global STXS $\mathcal{O}(\Lambda^{-2})$,
\mathcal{O}_B	(-24,2.5)
\mathcal{O}_W	(-1.4,2.2)
\mathcal{O}_{WWW}	(-4.1,4.2)
\mathcal{O}_{BB}	(-6.9,0.34)
\mathcal{O}_{WW}	(0.32,6.8)
\mathcal{O}_{GG}	(-4.1,1.9)
\mathcal{O}_{tG}	(-0.053,0.51)
$\mathcal{O}_{\Phi,2}$	(-5.5,0.51)
$\mathcal{O}_{u\Phi,33}$	(-1.10,11)
$\mathcal{O}_{d\Phi,33}$	(-2.6,5.3)
$\mathcal{O}_{e\Phi,33}$	(-0.54,6.4)
$\mathcal{O}_{e\Phi,22}$	(-15,11)
\mathcal{O}_{BW}	(-0.68,1.2)
$\mathcal{O}_{\Phi,1}$	(-0.13,0.05)
$\mathcal{O}_{\Phi,Q}^{(3)}$	(-0.17,0.25)
$\mathcal{O}_{\Phi,Q}^{(1)}$	(-0.1,0.055)
$\mathcal{O}_{\Phi,u}^{(1)}$	(-0.41,0.099)
$\mathcal{O}_{\Phi,d}^{(1)}$	(-0.76,0.1)
$\mathcal{O}_{\Phi,ud}^{(1)}$	—
$\mathcal{O}_{\Phi,e}^{(1)}$	(-0.043,0.033)
\mathcal{O}_{LLLL}	(-0.041,0.0075)

TABLE I: Marginalized 95% CL allowed ranges for the Wilson coefficients global analyses including the STXS simplified template cross sections performed at at order $(1/\Lambda^2)$.

Acknowledgments

This work is supported in part by Conselho Nacional de Desenvolvimento Científico e Tecnológico (CNPq) grants 307265/2017-0 and 305762/2019-2, and by Fundação de Amparo à Pesquisa do Estado de São Paulo (FAPESP) grants 2018/16921-1 and 2019/04837-9. M.C.G-G is supported by spanish grant PID2019-105614GB-C21 financed by MCIN/AEI/10.13039/501100011033, by USA-NSF grant PHY-1915093, and by AGAUR (Generalitat de Catalunya) grant 2017-SGR-929. The authors acknowledge the support of European ITN grant H2020-MSCA-ITN-2019//860881-HIDDeN.

-
- [1] T. Aaltonen et al. (CDF), *Science* **376**, 170 (2022).
[2] E. d. S. Almeida, A. Alves, O. J. P. Éboli, and M. C. Gonzalez-Garcia, *Phys. Rev. D* **105**, 013006 (2022), 2108.04828.
[3] J. de Blas, M. Pierini, L. Reina, and L. Silvestrini (2022), 2204.04204.
[4] CMS Collaboration, "CMS-PAS-TOP-20-008", <https://cds.cern.ch/record/2806509>.
[5] K. Hagiwara, S. Ishihara, R. Szalapski, and D. Zeppenfeld, *Phys. Rev.* **D48**, 2182 (1993).
[6] K. Hagiwara, T. Hatsukano, S. Ishihara, and R. Szalapski, *Nucl. Phys.* **B496**, 66 (1997), hep-ph/9612268.
[7] T. Corbett, O. J. P. Éboli, J. González-Fraile, and M. C. González-Garcia, *Phys. Rev.* **D87**, 015022 (2013), 1211.4580.
[8] C.-R. Zhu, M.-Y. Cui, Z.-Q. Xia, Z.-H. Yu, X. Huang, Q. Yuan, and Y. Z. Fan (2022), 2204.03767.
[9] Y.-Z. Fan, T.-P. Tang, Y.-L. S. Tsai, and L. Wu (2022), 2204.03693.
[10] A. Strumia (2022), 2204.04191.
[11] P. Athron, A. Fowlie, C.-T. Lu, L. Wu, Y. Wu, and B. Zhu (2022), 2204.03996.
[12] J. M. Yang and Y. Zhang (2022), 2204.04202.

- [13] T.-P. Tang, M. Abdughani, L. Feng, Y.-L. S. Tsai, and Y.-Z. Fan (2022), 2204.04356.
- [14] X. K. Du, Z. Li, F. Wang, and Y. K. Zhang (2022), 2204.04286.
- [15] C. Campagnari and M. Mulders, *Science* **376**, abm0101 (2022).
- [16] G. Cacciapaglia and F. Sannino (2022), 2204.04514.
- [17] M. Blennow, P. Coloma, E. Fernández-Martínez, and M. González-López (2022), 2204.04559.
- [18] K. Sakurai, F. Takahashi, and W. Yin (2022), 2204.04770.
- [19] J. Fan, L. Li, T. Liu, and K.-F. Lyu (2022), 2204.04805.
- [20] B.-Y. Zhu, S. Li, J.-G. Cheng, R.-L. Li, and Y.-F. Liang (2022), 2204.04688.
- [21] F. Arias-Aragón, E. Fernández-Martínez, M. González-López, and L. Merlo (2022), 2204.04672.
- [22] A. Paul and M. Valli (2022), 2204.05267.
- [23] K. S. Babu, S. Jana, and V. P. K. (2022), 2204.05303.
- [24] L. Di Luzio, R. Gröber, and P. Paradisi (2022), 2204.05284.
- [25] E. Bagnaschi, J. Ellis, M. Madigan, K. Mimasu, V. Sanz, and T. You (2022), 2204.05260.
- [26] J. J. Heckman (2022), 2204.05302.
- [27] Y. Cheng, X.-G. He, Z.-L. Huang, and M.-W. Li (2022), 2204.05031.
- [28] H. Bahl, J. Braathen, and G. Weiglein (2022), 2204.05269.
- [29] H. Song, W. Su, and M. Zhang (2022), 2204.05085.
- [30] P. Asadi, C. Cesarotti, K. Fraser, S. Homiller, and A. Parikh (2022), 2204.05283.
- [31] Y. Heo, D.-W. Jung, and J. S. Lee (2022), 2204.05728.
- [32] A. Crivellin, M. Kirk, T. Kitahara, and F. Mescia (2022), 2204.05962.
- [33] M. Endo and S. Mishima (2022), 2204.05965.
- [34] X. K. Du, Z. Li, F. Wang, and Y. K. Zhang (2022), 2204.05760.
- [35] K. Cheung, W.-Y. Keung, and P.-Y. Tseng (2022), 2204.05942.
- [36] L. Di Luzio, M. Nardecchia, and C. Toni (2022), 2204.05945.
- [37] R. Balkin, E. Madge, T. Menzo, G. Perez, Y. Soreq, and J. Zupan (2022), 2204.05992.
- [38] T. Biekötter, S. Heinemeyer, and G. Weiglein (2022), 2204.05975.
- [39] N. V. Krasnikov (2022), 2204.06327.
- [40] M.-D. Zheng, F.-Z. Chen, and H.-H. Zhang (2022), 2204.06541.
- [41] Y. H. Ahn, S. K. Kang, and R. Ramos (2022), 2204.06485.
- [42] J. Kawamura, S. Okawa, and Y. Omura (2022), 2204.07022.
- [43] Z. Péli and Z. Trócsányi (2022), 2204.07100.
- [44] A. Ghoshal, N. Okada, S. Okada, D. Raut, Q. Shafi, and A. Thapa (2022), 2204.07138.
- [45] P. F. Perez, H. H. Patel, and A. D. Plascencia (2022), 2204.07144.