

Co-evolutionary Probabilistic Structured Grammatical Evolution

Jessica Mégane
jessicac@dei.uc.pt
University of Coimbra
Coimbra, Portugal

Nuno Lourenço
naml@dei.uc.pt
University of Coimbra
Coimbra, Portugal

Penousal Machado
machado@dei.uc.pt
University of Coimbra
Coimbra, Portugal

ABSTRACT

This work proposes an extension to Structured Grammatical Evolution (SGE) called Co-evolutionary Probabilistic Structured Grammatical Evolution (Co-PSGE). In Co-PSGE each individual in the population is composed by a grammar and a genotype, which is a list of dynamic lists, each corresponding to a non-terminal of the grammar containing real numbers that correspond to the probability of choosing a derivation rule. Each individual uses its own grammar to map the genotype into a program. During the evolutionary process, both the grammar and the genotype are subject to variation operators.

The performance of the proposed approach is compared to 3 different methods, namely, Grammatical Evolution (GE), Probabilistic Grammatical Evolution (PGE), and SGE on four different benchmark problems. The results show the effectiveness of the approach since Co-PSGE is able to outperform all the methods with statistically significant differences in the majority of the problems.

CCS CONCEPTS

• **Computing methodologies** → *Heuristic function construction*.

KEYWORDS

probabilistic algorithms, grammar-based, Gaussian mutation, co-evolution

ACM Reference Format:

Jessica Mégane, Nuno Lourenço, and Penousal Machado. 2022. Co-evolutionary Probabilistic Structured Grammatical Evolution. In *Genetic and Evolutionary Computation Conference (GECCO '22)*, July 9–13, 2022, Boston, MA, USA. ACM, New York, NY, USA, 9 pages. <https://doi.org/10.1145/3512290.3528833>

1 INTRODUCTION

Evolutionary Algorithms (EAs) is the name given to a set of stochastic search procedures that are loosely inspired by the principles of natural selection and genetics. These methods iteratively improve a set of candidate solutions, usually referred to as the population, guided by a fitness function. The improvement is obtained by selecting the most promising solutions (taking into account the objective function), and applying some stochastic variations using operators similar to mutations and recombinations that take place in biological reproduction. Individuals with higher fitness are more

likely to survive and reproduce. The application of these elements is repeated for several generations and it is expected that, over time, the quality of individuals improves.

Grammars are used by many EAs to define the search space and impose limitations on the solutions. The same syntax can be represented by an infinite amount of grammars, so a good grammar design may impact on the effectiveness of the optimization by converging to better solutions faster. Context-Free Grammar Genetic Programming (CFG-GP) [36] and Grammatical Evolution (GE) [26, 33, 34] are the most popular grammar-based Genetic Programming (GP) algorithms. Both these methods use grammars to introduce syntactic constraints, but the way individuals are represented differs. Individuals in CFG-GP are derivation trees that start with the axiom of the grammar. In GE, individuals have a genotype, which is a vector of integers, that with the help of the Context-Free Grammar (CFG), is used to expand a derivation rule to form the solution (i.e., phenotype).

GE has grown in popularity over time, although it does have some drawbacks, such as low locality and high redundancy [29, 30]. When several genotypes map to the same phenotype, a representation is said to have high redundancy. Locality has to do with how variations in the genotype cause phenotypic alterations. The best scenario, i.e. high locality, would be such that a small change in the genotype would result in a small change in the phenotype. Because of these two issues, exploitation is often changed by exploration, behaving similarly as random search in some problems [35]. However, some GE alternatives have developed in the literature that have improved results by introducing different mechanisms for representing individuals [11, 12, 14, 15, 19, 25, 31], population initialization [6, 17, 20, 22, 32] and grammar design [1, 8, 21, 23, 24, 27].

In the literature it has been shown that adjusting the biases of the grammar productions based on individuals in the population can improve the results [12, 19], as can co-evolving the grammar with the genetic code [27]. Due to the impact that grammars can have on the quality and variability of the generated solutions, the goal of this work was to create a method that evolves the probabilities of the grammar, also introducing some randomness to prevent it from converging to local optima solutions.

In this work we propose Co-evolutionary Probabilistic Structured Grammatical Evolution (Co-PSGE), an extension of Structured Grammatical Evolution (SGE) [13, 15], in which each individual is composed of its genotype and a grammar. SGE is a method that besides presenting better performance than GE, it also overcomes its issues, presenting high locality and low redundancy [16]. The genotype of the Co-PSGE individuals is a set of lists, one for each non-terminal of the grammar, and each element of the list corresponds to the probability of choosing a production rule of the respective non-terminal. The grammar of each individual can be

Permission to make digital or hard copies of all or part of this work for personal or classroom use is granted without fee provided that copies are not made or distributed for profit or commercial advantage and that copies bear this notice and the full citation on the first page. Copyrights for components of this work owned by others than the author(s) must be honored. Abstracting with credit is permitted. To copy otherwise, or republish, to post on servers or to redistribute to lists, requires prior specific permission and/or a fee. Request permissions from permissions@acm.org.

GECCO '22, July 9–13, 2022, Boston, MA, USA

© 2022 Copyright held by the owner/author(s). Publication rights licensed to ACM.

ACM ISBN 978-1-4503-9237-2/22/07...\$15.00

<https://doi.org/10.1145/3512290.3528833>

subject to variation operators, and at the end of each generation it is used to update its phenotype.

The proposed method was compared with standard GE [26, 33, 34], Probabilistic Grammatical Evolution (PGE) [19] and SGE [13, 15] on four different benchmark problems [18]. Statistical tests show that Co-PSGE is better than GE, outperforming it with significant differences on all problems. PGE was outperformed in three of the four problems analyzed, while SGE was outperformed in two problems.

The remainder of this work is structured as follows: Section 2 presents the background necessary to understand the work presented, introducing GE as well as related work. Section 3 presents the proposed method, detailing the representation and mapping method used. Section 4 details the experimentation framework used and Section 5 the experimental results regarding performance. Section 6 gathers the main conclusions and provides some insights regarding future work.

2 GRAMMATICAL EVOLUTION

GE [26, 33, 34] is a grammar-based EA in which individuals are represented as a list of integers. The elements of the list (i.e., codons) are mapped creating the phenotype of the individual (i.e., solution to the problem), using production rules defined by a CFG. A grammar is a tuple $G = (NT, T, S, P)$ where NT and T represent the non-empty set of *Non-Terminal* (NT) and *Terminal* (T) symbols, S is an element of NT in which the derivation sequences start, called the axiom, and P is the set of production rules. The rules in P are in the form $A ::= \alpha$, with $A \in NT$ and $\alpha \in (NT \cup T)^*$. The NT and T sets are disjoint. Each grammar defines a language $L(G) = \{w : S \xrightarrow{*} w, w \in T^*\}$, that is the set of all sequences of terminal symbols that can be derived from the axiom. The symbol $*$ represents the unary operator Kleene star.

The genotype of individuals is a list of integer values (i.e., codons) randomly generated in the interval $[0, 255]$. The genotype-phenotype mapping starts with the axiom of the grammar, and the expansion is always made from the leftmost non-terminal. Each codon is mapped into a production rule by applying the modulo operator (mod) between the codon and the number of expansion options of the non-terminal to expand.

$\langle expr \rangle ::= \langle expr \rangle \langle op \rangle \langle expr \rangle$
$\langle var \rangle$
$\langle op \rangle ::= +$
$-$
$*$
$/$
$\langle var \rangle ::= x$
y
1.0

Figure 1: Example of grammar.

An example of this process is shown in Fig. 2, using the example of grammar presented in Fig. 1. The mapping begins with $\langle expr \rangle$, the grammar's axiom, which has two expansion alternatives, and the genotype's first unused value, 54. Applying the mapping function, $54 \bmod 2 = 0$, we obtain the index of the rule to be selected,

Genotype	
[54, 7, 83, 237, 71, 123, 67, 142, 25, 195, 202, 153]	
$\langle expr \rangle \rightarrow \langle expr \rangle \langle op \rangle \langle expr \rangle$	$54 \bmod 2 = 0$
$\langle expr \rangle \langle op \rangle \langle expr \rangle \rightarrow \langle var \rangle \langle op \rangle \langle expr \rangle$	$7 \bmod 2 = 1$
$\langle var \rangle \langle op \rangle \langle expr \rangle \rightarrow 1.0 \langle op \rangle \langle expr \rangle$	$83 \bmod 3 = 2$
$1.0 \langle op \rangle \langle expr \rangle \rightarrow 1.0 - \langle expr \rangle$	$237 \bmod 4 = 1$
$1.0 - \langle expr \rangle \rightarrow 1.0 - \langle var \rangle$	$71 \bmod 2 = 1$
$1.0 - \langle var \rangle \rightarrow 1.0 - x$	$123 \bmod 3 = 0$
Phenotype: $1.0 - x$	

Figure 2: Example of the genotype-phenotype mapping of GE.

$\langle expr \rangle \langle op \rangle \langle expr \rangle$. This process is performed until there are no more non-terminal symbols to expand or there are no more integers to read from the genotype. In this last case and if we still have non-terminals to expand, a wrapping mechanism can be used, where the genotype will be re-used until it generates a valid individual or the predefined number of wraps is over. If after all the wraps we still have not mapped all the non-terminals, the mapping process stops, and the individual will be considered invalid. The phenotype of each individual is evaluated with the fitness function and then the population goes through the selection mechanisms.

2.1 Related Work

GE is one of the most used GP variants, and over the years it has been subject of several improvements to address some of its main criticisms, namely the high redundancy and low locality. Both properties are related to the impact of genetic operators on an individual's phenotype, with low locality referring to small genotype changes that make big changes in the phenotype, while high redundancy means that there are many genotypes corresponding to the same phenotype. The majority of these proposed solutions include changes to grammars [2, 8, 21, 23, 24, 27], individual representation [11–13, 19, 25, 31], or population initialization [6, 17, 20, 22, 32].

SGE [13] is a recent proposal that tackles the locality and redundancy issues of GE [15], at the same time achieving better performance results [14]. In SGE the genotype is a set of dynamic lists of ordered integers, with one list for each non-terminal of the grammar. Each value in the list represents which production rule to choose from the respective non-terminal. In [14] different grammar-based GP approaches were compared, and the authors showed that SGE achieved a good performance when compared with several grammar-based GP representations.

Position Independent Grammatical Evolution (π GE) [25] is a method that introduces a different representation and mapping mechanism, in which the order of expansion of the non-terminals is determined by the genotype of the individual, removing the positional dependency that exists in GE. The genotype of the individuals is composed of two values (*nont*, *rule*), where *nont* used to select the next non-terminal to be expanded, and *rule* selects which rule to derive from that non-terminal. This method proved to be better than GE on several problems, showing statistical differences [7].

Chorus [31] is another method in which there is positional independence, with each gene specifically encoding one production of the grammar. However, this approach has not been shown to be better than the GE standard.

The design of the grammars is another aspect that has had some attraction for researchers, since they define the search space, and so the choice of grammar can influence the speed of convergence to the best solution [23]. Some studies have been conducted to analyze the performance of GE with different types of grammars, such as the use of recursively balanced grammars [8, 23] and the reduction of non-terminal symbols [21, 23].

Harper et al. [8] showed that the grammar chosen at the beginning of the evolutionary process can have a large impact on the solutions, such as generating many invalid individuals when using recursive grammars. It has also been shown that there is more variety in the size of solutions when using a balanced grammar.

Nicolau et al. [23] tested GE using different types of grammars, which included, balanced grammars, grammars with corrected biases, and grammars with unlinked productions. The tests using recursively balanced grammars, in which for every recursive production there is a non-recursive one, showed improved results over the original grammar. However it resulted in a larger number of individuals consisting of a non-terminal symbol. Nicolau [21] proposed a method to reduce the number of non-terminal symbols, replacing them by their productions, which despite showing a slight increase in performance, it has the disadvantage of generating very complex grammars that are difficult to read.

Another line of study has been the evolution of grammar during the evolutionary process [1, 11, 12, 19, 27].

Grammatical Evolution by Grammatical Evolution ((GE)²) [27] is an approach in which there is co-evolution of grammar and genetic code. The method uses two distinct grammars, the universal grammar and the solution grammar. The universal grammar dictates the structure of the solution grammar, that is used to map the individuals. This method has shown to be effective in evolving biases towards some non-terminal symbols. Later, was implemented into a new algorithm, meta-Grammar Genetic Algorithm (mGGA) [24], which obtained performance improvements.

Automatic Grammatical Evolution (AutoGE) [1] is a tool designed to help define the structure of the grammar and fitness function to be used by GE. This tool introduces a Production Rule Pruning (PRP) algorithm, which assigns ranks to productions to detect the least valuable ones. This strategy was tested on real-world symbolic regression problems [2], and obtained significant performance improvements in 3 of the 10 problems analyzed. Although in all problems there were improvements in genotype size, these were significant in 7 of the 10 problems.

PGE [19] is a recent variant of GE, in which a Probabilistic Context-Free Grammar (PCFG) is used to map the individuals and the genotype is a list of real numbers. A PCFG is a quintuple $PG = (NT, T, S, P, Probs)$ where NT and T represent the non-empty set of *Non-Terminal* (NT) and *Terminal* (T) symbols, S is an element of NT called the axiom, P is the set of production rules, and $Probs$ is a set of probabilities associated with each production rule. The mapping is done from the leftmost non-terminal, and for each non-terminal to be expanded, the rule whose probability interval includes the codon is selected. At the end of each generation, the PCFG probabilities are updated based on the expansion rules used to create the best individual of the current generation alternating with the best individual overall. PGE proved to be better than GE with statistical differences in the two problems analysed.

Kim et al. [11] have proposed a Probabilistic Model Building Grammatical Evolution (PMBGE) in which the mapping uses a PCFG to the probabilistic technique Estimation Distribution Algorithm (EDA), which also replaces the mutation and crossover operators. This technique at each generation generates a new population from the new grammar, whose probabilities are generated based on the frequency of the rules expanded by the best individuals. The proposed approach had a similar performance when compared with GE. Later, Kim et al. [12] adapted Conditional Dependency Tree (CDT) to the mechanism of updating the grammar, in which dependencies between production rules are considered. This method outperformed GE with statistical differences in two of the four problems analysed. The major distinction between these two methods and PGE [19] is in the method of adjusting the probabilities of the grammar over the evolutionary process and that PGE considers the genetic operators while the two other methods uses EDA.

The main difference between these two methods and PGE [19] is in the mechanism of altering the grammar's probability over the evolutionary process, as well as the fact that PGE considers genetic operators, whilst the other two methods employ EDA.

3 CO-EVOLUTIONARY PROBABILISTIC STRUCTURED GRAMMATICAL EVOLUTION

In this paper we propose Co-PSGE¹, an extension to SGE that adapts its representation and mapping mechanism to use a PCFG, which, like the individuals in the population, can be subject to variation operators.

Each individual in the population is composed of a grammar and its genotype, which is a set of dynamical lists, each list being associated with a non-terminal of the grammar. Each list contains an ordered sequence of real numbers, bounded to the interval $[0, 1]$, that corresponds to the probability of selecting a derivation rule. Each individual uses its own grammar to map the genotype into a program. During the evolutionary process both the grammar and the genotype are subject to variation operators. At the end of each generation, the phenotype is updated using the new genotype and its updated grammar.

At initialisation, a genotype is generated for each individual as well as a PCFG. The grammar assigned to the individual at initialization has the same probability for each production rule of each non-terminal. Individuals are initialized recursively, with a codon generated randomly and added to the genotype list of the non-terminal that is being expanded at each iteration (Alg. 1, lines 2-3). The genotype (which starts empty for each non-terminal), the non-terminal symbol to expand (in the first iteration, the axiom of the grammar), the current depth (which starts at 0), the maximum depth limit and the individual's grammar are all given as parameters to the algorithm. The function simulates the mapping process, which will be described in detail further on (Alg. 1, line 4) to determine which non-terminals should be expanded next. When all non-terminals symbols have been expanded (i.e., only terminals remain) the algorithm terminates with a valid individual.

¹The implementation of Co-PSGE is available at: <https://github.com/jessicamegane/co-psge>

Algorithm 1 Random Candidate Solution Generation of Co-PSGE

```

1: procedure CREATEINDIVIDUAL(genotype, symb, current_depth,
   max_depth, pcfg)
2:   codon = random(0,1)
3:   genotype[symb].append(codon)
4:   selected_rule = generate_expansion(symb, codon, pcfg, cur-
   rent_depth, max_depth)
5:   expansion_symbols = pcfg[symb][selected_rule]
6:   for sym in expansion_symbols do
7:     if not is_terminal(sym) then
8:       createIndividual(genotype, sym, current_depth + 1,
   max_depth, pcfg)
9:     end if
10:  end for
11: end procedure

```

The genotype-phenotype mapping process is presented in Alg. 2. The algorithm receives as arguments the genotype, a counter called *positions_to_map* (which is used to store the genotype position of each non-terminal list at the current iteration, initialized with 0 for each non-terminal), the symbol to expand (starts in the axiom), the current depth, the maximum depth limit and the grammar. If, during mapping, more codons are needed to create a valid individual, they will be randomly generated and added to the genotype (Alg. 2, lines 3-6). The dynamic genotype is one of the advantages of the representation proposed by SGE [13]. With the depth limit, it is possible to add productions whenever necessary, without the risk of bloat (a considerable growth in the size of the solutions [5]), always creating valid individuals.

Algorithm 2 Genotype-Phenotype Mapping Function of Co-PSGE

```

1: procedure MAPPING(genotype, positions_to_map, symb, depth,
   max_depth, pcfg)
2:   phenotype = ""
3:   if positions_to_map[symb] >= len(genotype[symb]) then
4:     codon = random(0,1)
5:     genotype[symb].append(codon)
6:   end if
7:   codon = genotype[symb][positions_to_map[symb]]
8:   selected_rule = generate_expansion(symb, codon, pcfg, cur-
   rent_depth, max_depth)
9:   expansion = pcfg[symb][selected_rule]
10:  positions_to_map[symb] += 1
11:  for sym in expansion do
12:    if is_terminal(sym) then
13:      phenotype += sym
14:    else
15:      phenotype += mapping(genotype, posi-
   tions_to_map, sym, depth + 1, max_depth, pcfg)
16:    end if
17:  end for
18:  return phenotype
19: end procedure

```

The process of choosing a derivation rule from a codon of the genotype using a PCFG is similar to that proposed by PGE [19] (Alg. 3, lines 15-21), except that there is a distinction when the maximum depth limit is exceeded, in which only non-recursive productions can be chosen (Alg. 3, lines 4-13). The function receives as parameters the non-terminal symbol to be expanded, the codon, the grammar, the current depth and the maximum depth established.

When the defined maximum tree depth limit is exceeded (Alg. 3, lines 4-13), the algorithm considers only non-recursive rules, and adjusts the probabilities of each of them, so that the sum is 1. To accomplish this, we first sum the value of the current probabilities of the non-recursive rules, which is used to perform the adjustment. Using the new probabilities, the production rule is chosen with the normal procedure: It is verified whether the codon belongs to the probability range of each production rule of the non-terminal to be expanded and when this condition is verified, the rule is chosen.

Algorithm 3 Co-PSGE function to select an expansion rule

```

1: procedure GENERATE_EXPANSION(symb, codon, pcfg, depth,
   max_depth)
2:   cum_prob = 0.0
3:   if depth >= max_depth then
4:     nr_prods = get_non_recursive_prods(pcfg[symb])
5:     total_nr_prods = sum(nr_prods.getProb())
6:     for prod in non_recursive_prods do
7:       new_prob = prod.getProb() / total_nr_prods
8:       cum_prob = cum_prob + new_prob
9:       if codon ≤ cum_prob then
10:        selected_rule = prod
11:        break
12:       end if
13:     end for
14:   else
15:     for prod in pcfg[symb] do
16:       cum_prob = cum_prob + prod.getProb()
17:       if codon ≤ cum_prob then
18:        selected_rule = prod
19:        break
20:       end if
21:     end for
22:   end if
23:   return selected_rule
24: end procedure

```

The mapping process in Co-PSGE is illustrated in Fig. 4, using the PCFG shown on Fig. 3. The mapping begins with the grammar's axiom, <expr> and the first entry in the genotype's respective list, 0.29. The probabilities of the rules of the non-terminal are compared to the value of the codon. In this scenario, we have two equally probable possibilities. The non-terminal will be expanded to <expr><op><exp> because 0.29 falls within the range of probabilities of the initial production.

The next non-terminal to expand, according to the leftmost derivation rule, is <expr>. The process is repeated, this time with the codon 0.73, which corresponds to the second derivation rule, <var>. This non-terminal is the next to be expanded, and it has

three derivation rules. 0.41 is the first codon available in the list of the non-terminal $\langle \text{var} \rangle$. The codon falls within the range of the second rule, y , when we look at the probabilities of the derivation rules. The procedure is repeated until a valid individual is formed.

$\langle \text{expr} \rangle ::= \langle \text{expr} \rangle \langle \text{op} \rangle \langle \text{expr} \rangle$	(0.5)
$\langle \text{var} \rangle$	(0.5)
$\langle \text{op} \rangle ::= +$	(0.25)
$-$	(0.25)
$*$	(0.25)
$/$	(0.25)
$\langle \text{var} \rangle ::= x$	(0.33)
y	(0.33)
1.0	(0.33)

Figure 3: PCFG example.

Genotype		
$\langle \text{expr} \rangle$	$\langle \text{op} \rangle$	$\langle \text{var} \rangle$
[0.29, 0.73, 0.52]	[0.86]	[0.41, 0.15]
$\langle \text{expr} \rangle \rightarrow \langle \text{expr} \rangle \langle \text{op} \rangle \langle \text{expr} \rangle$ (0.29)		
$\langle \text{expr} \rangle \langle \text{op} \rangle \langle \text{expr} \rangle \rightarrow \langle \text{var} \rangle \langle \text{op} \rangle \langle \text{expr} \rangle$ (0.73)		
$\langle \text{var} \rangle \langle \text{op} \rangle \langle \text{expr} \rangle \rightarrow y \langle \text{op} \rangle \langle \text{expr} \rangle$ (0.41)		
$y \langle \text{op} \rangle \langle \text{expr} \rangle \rightarrow y / \langle \text{expr} \rangle$ (0.86)		
$y / \langle \text{expr} \rangle \rightarrow y / \langle \text{var} \rangle$ (0.52)		
$y / \langle \text{var} \rangle \rightarrow y / x$ (0.15)		
Phenotype: y/x		

Figure 4: Example of the genotype-phenotype mapping of Co-PSGE with a PCFG.

At the end of each generation the PCFG of each individual is itself subject to variation through mutations on its probabilities. This process is demonstrated in Alg. 4. The algorithm takes as parameters the individual whose grammar is to be mutated, the probability of mutation occurring (between 0 and 1) and the float corresponding to the standard deviation to use in a normal distribution. The mutation probability is used to check for each non-terminal production rule whether mutation should occur (Alg. 4, line 5). When a production is selected for mutation, a generated value is added to it with a Gaussian distribution of mean 0 and the standard deviation previously defined, keeping the new value in the range [0,1] (Alg. 4, lines 6-8). Gaussian mutations have been widely used in the literature and have showed to be a good approach to make small changes in the search space [3, 4, 10]. In this method only one mutation can occur per non-terminal, so after a production is mutated, the probabilities of the remaining productions of the respective non-terminal are updated until their sum equals 1, and can only be changed again in the next generation (Alg. 4, line 9). The grammar of the parent with the best fitness is passed on to the offspring during crossover. The individual's phenotype is updated at the end of each generation using the new grammar and genotype.

Fig. 5 shows an example of the grammar of Fig. 3 after suffering a mutation. Assuming that the non-terminal $\langle \text{expr} \rangle$ production rule $\langle \text{var} \rangle$ has been randomly selected to be mutated, and that

Algorithm 4 Co-PSGE algorithm to mutate PCFG's probabilities.

```

1: procedure MUTATEGRAMMAR(individual, prob_mutation,
   sd_normal_dist)
2:   grammar = individual.getGrammar()
3:   for NT, prods in grammar do
4:     for each production rule i of prods do
5:       if random() < prob_mutation then
6:         value = random_Gaussian(0, sd_normal_dist)
7:         probi = min(probi + value, 1.0)
8:         probi = max(probi, 0.0)
9:         adjust_probabilities(prods)
10:        break
11:       end if
12:     end for
13:   end for
14: end procedure

```

$\langle \text{expr} \rangle ::= \langle \text{expr} \rangle \langle \text{op} \rangle \langle \text{expr} \rangle$	(0.73)
$\langle \text{var} \rangle$	(0.27)
$\langle \text{op} \rangle ::= +$	(0.25)
$-$	(0.25)
$*$	(0.25)
$/$	(0.25)
$\langle \text{var} \rangle ::= x$	(0.45)
y	(0.27)
1.0	(0.27)

Figure 5: PCFG grammar after mutation.

the random number generator of a Gaussian distribution of mean 0 and standard deviation 0.50 ($N(0, 0.50)$) has generated the number -0.23 , the new probability of that production becomes 0.27 ($0.50 - 0.23$). The probability of the other production of the non-terminal $\langle \text{expr} \rangle$ is adjusted to 0.73. As a maximum of one mutation can occur in one production of each non-terminal, other mutations can occur in other non-terminals, for example, if the production rule x of the non-terminal $\langle \text{var} \rangle$ suffers a mutation of $+0.12$, it will have a value of 0.45, and the remaining outputs need to be adjusted, having a probability of 0.27.

3.1 Variation Operators

Mutation and crossover are two genetic operators that can be used to change individuals. The mutation operator modifies randomly chosen codons. The codons are subjected to a Gaussian mutation, with the resultant value falling within the range [0,1].

Fig. 6 shows an example of Gaussian mutation in an individual. Assuming that randomly only the first codon in the list of the non-terminal $\langle \text{var} \rangle$ was selected for mutation and that the value generated with a Gaussian distribution of mean 0 and standard deviation 0.50 ($N(0, 0.50)$) was 0.23, the codon will be changed to 0.64 ($0.41 + 0.23$).

The crossover operator is the same as the SGE's and uses two parents to generate the offspring. A binary mask of the size of the number of lists of the genotype (the same number of non-terminals

Genotype before mutation:

<i>< expr ></i>	<i>< op ></i>	<i>< var ></i>
[0.29, 0.73, 0.52]	[0.86]	[0.41, 0.15]

Genotype after mutation:

<i>< expr ></i>	<i>< op ></i>	<i>< var ></i>
[0.29, 0.73, 0.52]	[0.86]	[0.64, 0.15]

Figure 6: Example of Co-PSGE’s mutation on one codon of the genotype.

of the grammar) is randomly generated and the genotype of the offspring is created according to the values of the mask.

Fig. 7 shows an example of a crossover between two individuals, generating one offspring and the randomly generated mask for the procedure. In the example shown, the descendant inherits the non-terminal *<expr>* list from the second parent, and the remaining ones from the first. In case two descendants are generated, the other would get the opposite lists.

Parents genotype:

Parent 1:

<i>< expr ></i>	<i>< op ></i>	<i>< var ></i>
[0.29, 0.73, 0.52]	[0.86]	[0.41, 0.15]

Parent 2:

<i>< expr ></i>	<i>< op ></i>	<i>< var ></i>
[0.16, 0.71, 0.48]	[0.23]	[0.19, 0.86, 0.56]

Mask and offspring after crossover:

Mask:

<i>< expr ></i>	<i>< op ></i>	<i>< var ></i>
0	1	0

Offspring:

<i>< expr ></i>	<i>< op ></i>	<i>< var ></i>
[0.29, 0.73, 0.52]	[0.23]	[0.41, 0.15]

Figure 7: Example of Co-PSGE’s crossover between two individuals, generating one offspring.

4 EXPERIMENTAL SETUP

The performance of Co-PSGE will be compared with the results of GE [26, 33, 34], PGE [19] and SGE [13, 15], analyzing the evolution of the mean best fitness in 100 independent runs. The framework of Whigham et al. [35] is followed, and four problems of different scopes are considered taking into account the recommendations of McDermott et al. [18]. Table 1 presents the parameters used by all the approaches.

Regarding the GE and PGE variation operators, one-point crossover is used. The GE mutation replaces the selected codons with new ones randomly generated on the interval [0, 255] and in the case of PGE a float mutation is used in which the codons are replaced with new ones generated on the interval [0, 1]. Neither of these methods uses a wrap mechanism. Regarding the operators used by SGE and

Co-PSGE, these methods use the same crossover, which is the SGE crossover [13]. The mutation operator, in the case of SGE, replaces the selected codon with another valid option, that is, the index of another production of the same non-terminal, and in the case of Co-PSGE a Gaussian mutation is performed with $N(0, 0.5)$ on the value of the selected codon, keeping the new value in the range [0, 1].

Additionally, in PGE a learning factor of 1% was used, and in Co-PSGE a 5% probability of a mutation occur in each non-terminal of the grammar, with a random value drawn from a $N(0, 0.50)$.

Table 1: Parameters used in the experimental analysis for GE, PGE, SGE and Co-PSGE.

	GE	PGE	SGE	Co-PSGE
Population Size			1000	
Generations			50	
Elitism Count			100	
Mutation Rate			0.05	
Crossover Rate			0.90	
Tournament			3	
Size of Genotype	128			-
Max Depth	-			10

The fitness functions used to evaluate the individuals were designed with the objective of minimizing the error. In the case of Symbolic Regression and classification problems, the fitness is the Root Relative Squared Error (RRSE) between the individual’s solution and the target on a data set. For the Boolean functions, the error is the number of incorrect predictions, and for the Path finding problem, the fitness is the number of pieces remaining after exceeding the step limit. All the problems are detailed below as well as the grammars used.

4.1 Symbolic Regression

Popular benchmark problem for testing GP algorithms, with the objective of finding the mathematical expression that best fits a given dataset. The Pagie polynomial was selected as it is a challenging symbolic regression problem [28], that has the following mathematical expression:

$$\frac{1}{1 + x[1]^{-4}} + \frac{1}{1 + x[2]^{-4}}. \quad (1)$$

The function is sampled with $x[1], x[2] \in [-5, 5]$ with a step of 0.4. The solutions are generated using the following grammar:

```

<start> ::= <expr>
<expr> ::= <expr> <op> <expr> | ( <expr> <op> <expr> )
          | <pre_op> ( <expr> ) | <var>
<op> ::= + | - | * | /
<pre_op> ::= sin | cos | exp | log | inv
<var> ::= x[.] | 1.0
    
```

where $inv = \frac{1}{f(x)}$. The division and logarithm functions are protected, i.e., $1/0 = 1$ and $\log(f(x)) = 0$ if $f(x) \leq 0$.

4.2 Boston Housing

This is a famous Machine Learning problem to predict the prices of Boston Houses. The dataset comes from the StatLib Library [9] and has 506 entries, with 13 features. It was divided in 90% for training and 10% for testing. The grammar used for the Boston Housing regression problem is the same as the Symbolic Regression (Section 4.1).

4.3 5-bit Even Parity

The objective of this problem is to evolve a boolean function that takes as input a binary string with length 5, and returns 0 if the string is even or 1 if it is odd. Considering b_0 , b_1 , b_2 , b_3 , and b_4 the input bits, the following grammar is used:

$\langle start \rangle ::= \langle B \rangle$

$\langle B \rangle ::= \langle B \rangle \text{ and } \langle B \rangle \mid \langle B \rangle \text{ or } \langle B \rangle$
 $\mid \text{ not } (\langle B \rangle \text{ and } \langle B \rangle) \mid \text{ not } (\langle B \rangle \text{ or } \langle B \rangle)$
 $\mid \langle var \rangle$

$\langle var \rangle ::= b_0 \mid b_1 \mid b_2 \mid b_3 \mid b_4$

4.4 11-bit Boolean Multiplexer

The aim of the 11-bit Multiplexer is to decode a 3-bit binary address and return the value of the corresponding data register (d_0 to d_7). The function receives as input three addresses (s_0 to s_2) and eight data registers (i_0 to i_7). For this problem we used:

$\langle start \rangle ::= \langle B \rangle$

$\langle B \rangle ::= \langle B \rangle \text{ and } \langle B \rangle \mid \langle B \rangle \text{ or } \langle B \rangle \mid \text{ not } \langle B \rangle$
 $\mid \langle B \rangle \text{ if } \langle B \rangle \text{ else } \langle B \rangle \mid \langle var \rangle$

$\langle var \rangle ::= s_0 \mid s_1 \mid s_2 \mid i_0 \mid i_1 \mid i_3 \mid i_4 \mid i_5 \mid i_6 \mid i_7$

5 RESULTS

To be able to support our study and compare the different approaches, a statistical analysis was conducted. Since the populations were independently initialized and the results do not meet the criteria for the parametric tests, the Kruskal-Wallis non-parametric test was employed to check for meaningful differences between the different methods. When this happened the Mann-Whitney post-hoc test with Bonferroni correction was performed to verify in which pairs the differences exist, with a level of significance of $\alpha = 0.05$. Table 2 shows the statistical results, and values in bold indicate that Co-PSGE outperforms the other approaches with statistical differences.

Table 2: Results of the Mann-Whitney post-hoc statistical tests. The Bonferroni correction is used considering a significance level of $\alpha = 0.05$. Values in bold mean that Co-PSGE is statistically better than GE, PGE or SGE.

Problems	GE	PGE	SGE
Pagie Polynomial	0.003	0.023	0.155
Boston Housing Train	0.000	0.000	0.223
Boston Housing Test	0.000	0.045	0.000
5-bit Even Parity	0.000	0.000	0.000
11-bit Multiplexer	0.000	0.000	0.000

Additionally, the effect size r was calculated in order to determine how significant the differences are, and shown in Table 3.

The following notation was used: "~" was used when there are no significant differences between samples, the "+" sign was used when the effect size is small ($r \leq 0.3$), "++" was used when the effect size is medium ($0.3 < r \leq 0.5$), and "+++" was used when the effect size is large ($r > 0.5$).

Table 3: Effect size between Co-PSGE and GE, PGE and SGE.

Problems	GE	PGE	SGE
Pagie Polynomial	+	-	~
Boston Housing Train	+++	++	~
Boston Housing Test	+++	+	++
5-bit Even Parity	+++	+++	+++
11-bit Multiplexer	+++	+++	---

The evolution of the mean best fitness over the 50 generations for the symbolic regression problem is represented in Fig. 8. In this method PGE stands out by finishing with better fitness. These results are in line with what was observed in the work of Megane et al. [19], in which PGE presented no statistical differences when compared with SGE. We see that although they all start with approximately the same fitness, PGE takes a few generations to keep up with the faster decrease of Co-PSGE and SGE, however, it outperforms them after 20 and 30 generations, respectively. Co-PSGE is significantly different from PGE on this problem, with a small effect size. Comparing the performance of Co-PSGE with that of GE, we see that Co-PSGE shows better results, presenting statistically significant differences with a large effect size. Compared to SGE we see that there are no significant differences between the methods.

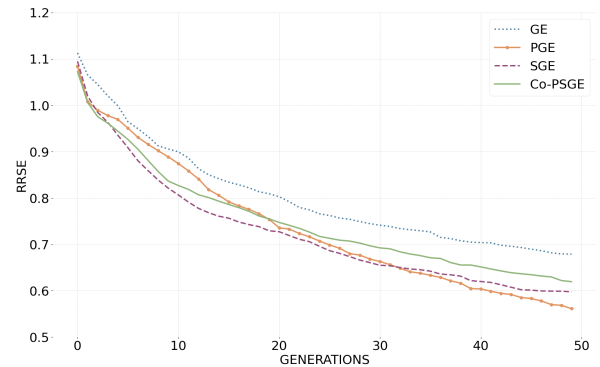


Figure 8: Performance results for the Pagie polynomial. Results are the mean best fitness of 100 runs.

The results in Fig. 9 show the evolution of mean best fitness for the Boston Housing test data. For this problem we can see that the best performing method is Co-PSGE, having a steeper decrease than the other approaches. Looking at the statistical test results in Table 2 and effect size in Table 3, we can see that Co-PSGE is statistically better than all methods, showing a large effect size relative to GE, a small effect size relative to PGE, and a medium effect size relative to SGE. The training data is interesting to analyze, since in training SGE and Co-PSGE do not show significant differences, however in

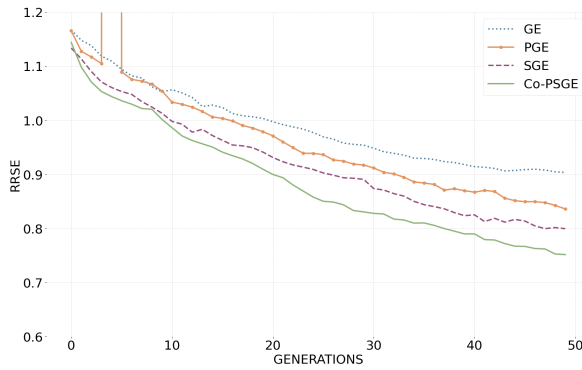


Figure 9: Testing results for the Boston Boston Housing problem. Results are the mean best fitness of 100 runs.

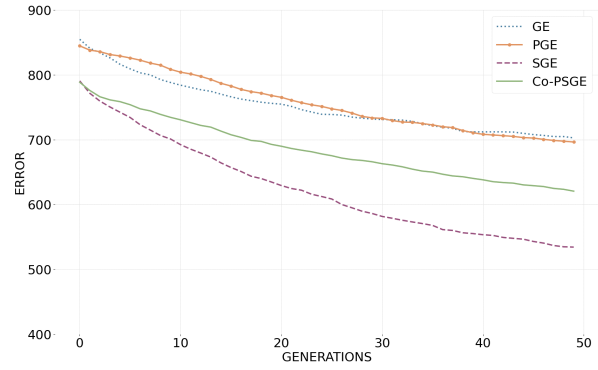


Figure 11: Performance results for the 11-bit Boolean Multiplexer problem. Results are the mean best fitness of 100 runs.

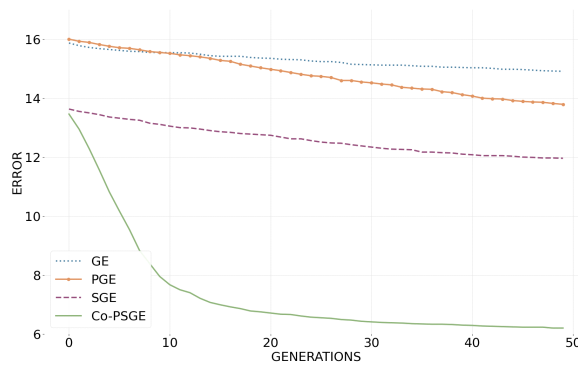


Figure 10: Performance results for the 5-Bit Even Parity problem. Results are the mean best fitness of 100 runs.

testing they do exist with a medium effect size, which shows that Co-PSGE creates a more generalized model for the unseen data.

Looking at the results in Fig. 10 for the 5-bit parity problem, we observe that SGE and Co-PSGE start the evolutionary process with better average fitness when compared to GE and PGE. However, the decrease slope of Co-PSGE is much steeper, distancing itself quickly from the curve of SGE, and in a few generations it manages to reach a better error more than twice as much as the other approaches. Co-PSGE shows significant differences from all methods, with a large effect size. Analyzing the performance of GE and PGE, we see that PGE has a more pronounced decrease, however in the analyzed generations it does not reach the behavior of SGE. An analysis was performed on the average probability of the grammars of the best individuals in each generation of all the runs, and we observed that the probability of the NOR production rule ends with probability greater than 90%. Since this is a universal gate, through it we can reach the remaining productions and consequently the best solution.

The results for the 11-bit multiplexer are shown in Fig. 11. We see that GE and PGE start with worse fitness compared to SGE and Co-PSGE, and maintain throughout the evolutionary process, with Co-PSGE showing statistically significant differences with a large

effect size for both methods. Although they start with the same fitness, SGE has a larger decrement, which makes it statistically different on this problem compared to Co-PSGE.

6 CONCLUSION

In this paper we proposed Co-PSGE, a method that adapts the representation and mapping of SGE by assigning each individual a grammar that, like the individual, is subjected to variation operators. The genotype is a list of dynamic lists, each of which corresponds to a non-terminal of the grammar and contains real numbers, which correspond to the probability of choosing a derivation rule.

The proposed method was compared with standard GE, PGE and SGE on four different benchmark problems. Statistical tests showed that Co-PSGE is better than GE, outperforming it with significant differences on all problems. PGE was outperformed in three of the four problems analyzed, while SGE was outperformed in two problems. The co-evolution of the grammar with the genotype of the individuals allowed guiding the evolutionary process to better solutions faster, as shown by the performance analysis, supporting the work presented by O’Neill et al. [27]. Further experimentation will be necessary to gain more insight into the advantages of the proposed method.

As future work it will be interesting to study different metrics, such as locality and redundancy of Co-PSGE, in order to be able to analyze the impact that mutated grammars have on the representation of individuals and compare it with the results of GE and SGE. Another line of work will be to analyze the evolution of the grammars by initializing them with different probabilities for each individual, but also test different grammars, following the work of Nicolau et al. [23]. It would also be interesting to test problems from different scopes, including multi-optimization problems.

ACKNOWLEDGMENTS

This work is funded by national funds through the FCT - Foundation for Science and Technology, I.P., within the scope of the project CISUC - UID/CEC/00326/2020 and within the scope of the project A4A: Audiology for All (CENTRO-01-0247-FEDER-047083) financed by the Operational Program for Competitiveness and Internationalisation of PORTUGAL 2020.

REFERENCES

- [1] M. S. Ali, M. Kshirsagar, E. Naredo, and C. Ryan. 2021. AutoGE: A Tool for Estimation of Grammatical Evolution Models. In *ICAART (2)*. 1274–1281.
- [2] M. S. Ali, M. Kshirsagar, E. Naredo, and C. Ryan. 2021. Towards Automatic Grammatical Evolution for Real-world Symbolic Regression. (2021).
- [3] H. Beyer and H. Schwefel. 2004. Evolution strategies – A comprehensive introduction. *Natural Computing* 1 (2004), 3–52.
- [4] T. Bäck, G. Rudolph, and H. Schwefel. 1997. Evolutionary Programming and Evolution Strategies: Similarities and Differences. In *In Proceedings of the Second Annual Conference on Evolutionary Programming*, 11–22.
- [5] A. E. Eiben and J. E. Smith. 2015. What Is an Evolutionary Algorithm? In *Natural Computing Series*. Springer Berlin Heidelberg, 25–48. https://doi.org/10.1007/978-3-662-44874-8_3
- [6] D. Fagan, M. Fenton, and M. O'Neill. 2016. Exploring position independent initialisation in grammatical evolution. In *2016 IEEE Congress on Evolutionary Computation (CEC)*. IEEE, 5060–5067. <https://doi.org/10.1109/cec.2016.7748331>
- [7] D. Fagan, M. O'Neill, E. Galván-López, A. Brabazon, and S. McGarraghy. 2010. An Analysis of Genotype-Phenotype Maps in Grammatical Evolution. In *Lecture Notes in Computer Science*. Springer Berlin Heidelberg, 62–73. https://doi.org/10.1007/978-3-642-12148-7_6
- [8] R. Harper. 2010. GE, explosive grammars and the lasting legacy of bad initialisation. In *IEEE Congress on Evolutionary Computation*. IEEE. <https://doi.org/10.1109/cec.2010.5586336>
- [9] D. Harrison and D. Rubinfeld. 1993. Boston Housing Data. <http://lib.stat.cmu.edu/datasets/boston>. [Online; accessed 27-December-2020].
- [10] R. Hinterding. 1995. Gaussian mutation and self-adaption for numeric genetic algorithms. In *Proceedings of 1995 IEEE International Conference on Evolutionary Computation*, Vol. 1. 384–. <https://doi.org/10.1109/ICEC.1995.489178>
- [11] H. Kim and C. W. Ahn. 2015. A New Grammatical Evolution Based on Probabilistic Context-free Grammar. In *Proceedings in Adaptation, Learning and Optimization*. Springer International Publishing, 1–12. https://doi.org/10.1007/978-3-319-13356-0_1
- [12] H. Kim, H. Kang, and C. W. Ahn. 2016. A Conditional Dependency Based Probabilistic Model Building Grammatical Evolution. *IEICE Transactions on Information and Systems* E99.D, 7 (2016), 1937–1940. <https://doi.org/10.1587/transinf.2016edl8004>
- [13] N. Lourenço, F. Assunção, F. B. Pereira, E. Costa, and P. Machado. 2018. Structured Grammatical Evolution: A Dynamic Approach. In *Handbook of Grammatical Evolution*. Springer International Publishing, 137–161. https://doi.org/10.1007/978-3-319-78717-6_6
- [14] N. Lourenço, J. Ferrer, F. B. Pereira, and E. Costa. 2017. A Comparative Study of Different Grammar-Based Genetic Programming Approaches. In *Lecture Notes in Computer Science*. Springer International Publishing, 311–325. https://doi.org/10.1007/978-3-319-55696-3_20
- [15] N. Lourenço, F. B. Pereira, and E. Costa. 2016. SGE: A Structured Representation for Grammatical Evolution. In *Lecture Notes in Computer Science*. Springer International Publishing, 136–148. https://doi.org/10.1007/978-3-319-31471-6_11
- [16] N. Lourenço, F. B. Pereira, and E. Costa. 2016. Unveiling the properties of structured grammatical evolution. *Genetic Programming and Evolvable Machines* 17, 3 (Feb. 2016), 251–289. <https://doi.org/10.1007/s10710-015-9262-4>
- [17] S. Luke. 2000. Two fast tree-creation algorithms for genetic programming. *IEEE Transactions on Evolutionary Computation* 4, 3 (2000), 274–283. <https://doi.org/10.1109/4235.873237>
- [18] J. McDermott, D. R. White, S. Luke, L. Manzoni, M. Castelli, L. Vanneschi, W. Jaskowski, K. Krawiec, R. Harper, K. De Jong, and U. O'Reilly. 2012. Genetic Programming Needs Better Benchmarks. In *Proceedings of the 14th Annual Conference on Genetic and Evolutionary Computation (Philadelphia, Pennsylvania, USA) (GECCO '12)*. Association for Computing Machinery, New York, NY, USA, 791–798. <https://doi.org/10.1145/2330163.2330273>
- [19] J. Mégane, N. Lourenço, and P. Machado. 2021. Probabilistic Grammatical Evolution. In *Genetic Programming*, Ting Hu, Nuno Lourenço, and Eric Medvet (Eds.). Springer International Publishing, Cham, 198–213.
- [20] E. Murphy, E. Hemberg, M. Nicolau, M. O'Neill, and A. Brabazon. 2012. Grammar Bias and Initialisation in Grammar Based Genetic Programming. In *Lecture Notes in Computer Science*. Springer Berlin Heidelberg, 85–96. https://doi.org/10.1007/978-3-642-29139-5_8
- [21] M. Nicolau. 2004. Automatic Grammar Complexity Reduction in Grammatical Evolution. (2004).
- [22] M. Nicolau. 2017. Understanding grammatical evolution: initialisation. *Genetic Programming and Evolvable Machines* 18, 4 (July 2017), 467–507. <https://doi.org/10.1007/s10710-017-9309-9>
- [23] M. Nicolau and A. Agapitos. 2018. Understanding Grammatical Evolution: Grammar Design. In *Handbook of Grammatical Evolution*. Springer International Publishing, 23–53. https://doi.org/10.1007/978-3-319-78717-6_2
- [24] M. O'Neill and A. Brabazon. 2005. mGGA: The meta-Grammar Genetic Algorithm. In *Lecture Notes in Computer Science*. Springer Berlin Heidelberg, 311–320. https://doi.org/10.1007/978-3-540-31989-4_28
- [25] M. O'Neill, A. Brabazon, M. Nicolau, S. McGarraghy, and P. Keenan. 2004. π Grammatical Evolution. In *Genetic and Evolutionary Computation – GECCO 2004*. Springer Berlin Heidelberg, 617–629. https://doi.org/10.1007/978-3-540-24855-2_70
- [26] M. O'Neill and C. Ryan. 2003. *Grammatical Evolution: Evolutionary Automatic Programming in an Arbitrary Language*. Springer US. <https://doi.org/10.1007/978-1-4615-0447-4>
- [27] M. O'Neill and C. Ryan. 2004. Grammatical Evolution by Grammatical Evolution: The Evolution of Grammar and Genetic Code. In *Lecture Notes in Computer Science*. Springer Berlin Heidelberg, 138–149. https://doi.org/10.1007/978-3-540-24650-3_13
- [28] L. Pagie and P. Hogeweg. 1997. Evolutionary Consequences of Coevolving Targets. *Evolutionary Computation* 5, 4 (12 1997), 401–418. <https://doi.org/10.1162/evco.1997.5.4.401> arXiv:<https://direct.mit.edu/evco/article-pdf/5/4/401/1366039/evco.1997.5.4.401.pdf>
- [29] F. Rothlauf and D. E. Goldberg. 2003. Redundant Representations in Evolutionary Computation. *Evolutionary Computation* 11, 4 (Dec. 2003), 381–415. <https://doi.org/10.1162/106356003322519288>
- [30] F. Rothlauf and M. Oetzel. 2006. On the Locality of Grammatical Evolution. In *Lecture Notes in Computer Science*. Springer Berlin Heidelberg, 320–330. https://doi.org/10.1007/11729976_29
- [31] C. Ryan, A. Azad, A. Sheahan, and M. O'Neill. 2002. No Coercion and No Prohibition, a Position Independent Encoding Scheme for Evolutionary Algorithms – The Chorus System. In *Lecture Notes in Computer Science*. Springer Berlin Heidelberg, 131–141. https://doi.org/10.1007/3-540-45984-7_13
- [32] C. Ryan and R. M. A. Azad. 2003. Sensible Initialisation in Grammatical Evolution. In *GECCO 2003: Proceedings of the Bird of a Feather Workshops, Genetic and Evolutionary Computation Conference*, Alwyn M. Barry (Ed.), AAAI, Chigaco, 142–145.
- [33] C. Ryan, J.J. Collins, and M. O'Neill. 1998. Grammatical evolution: Evolving programs for an arbitrary language. In *Lecture Notes in Computer Science*. Springer Berlin Heidelberg, 83–96. <https://doi.org/10.1007/bfb0055930>
- [34] C. Ryan, M. O'Neill, and J.J. Collins (Eds.). 2018. *Handbook of Grammatical Evolution*. Springer International Publishing. <https://doi.org/10.1007/978-3-319-78717-6>
- [35] P. A. Whigham, G. Dick, J. Maclaurin, and C. A. Owen. 2015. Examining the "Best of Both Worlds" of Grammatical Evolution. In *Proceedings of the 2015 Annual Conference on Genetic and Evolutionary Computation (Madrid, Spain) (GECCO '15)*. Association for Computing Machinery, New York, NY, USA, 1111–1118. <https://doi.org/10.1145/2739480.2754784>
- [36] P. A. Whigham and Department Of Computer Science. 1995. Grammatically-based Genetic Programming.