

Table Enrichment System for Machine Learning

Yuyang Dong
NEC Corporation, Japan
dongyuyang@nec.com

Masafumi Oyamada
NEC Corporation, Japan
oyamada@nec.com

ABSTRACT

Data scientists are constantly facing the problem of how to improve prediction accuracy with insufficient tabular data. We propose a table enrichment system that enriches a query table by adding external attributes (columns) from data lakes and improves the accuracy of machine learning predictive models. Our system has four stages, join row search, task-related table selection, row and column alignment, and feature selection and evaluation, to efficiently create an enriched table for a given query table and a specified machine learning task. We demonstrate our system with a web UI to show the use cases of table enrichment.

CCS CONCEPTS

• **Information systems** → **Data extraction and integration; Web searching and information discovery.**

KEYWORDS

table discovery, table augmentation, machine learning

ACM Reference Format:

Yuyang Dong and Masafumi Oyamada. 2022. Table Enrichment System for Machine Learning. In *Proceedings of the 45th International ACM SIGIR Conference on Research and Development in Information Retrieval (SIGIR '22)*, July 11–15, 2022, Madrid, Spain. ACM, New York, NY, USA, 5 pages. <https://doi.org/10.1145/3477495.3531678>

1 INTRODUCTION

Given a table and ML prediction task, many recent works on Auto-ML [14] are designed to automatically select the best features and models. However, users still have trouble if their tables do not contain enough signals (features) for training an ML model with satisfying accuracy. Features are always lacking in practical data analysis scenarios, for example, when a data analyst plans to classify the category of products but only has a few basic attributes such as the product name. The description of products may help to better predict global sales, and these important features may sleep in data lakes such as web scraping tables on E-commerce sites.

With the trends of open data and the growth of data lake solutions, we can easily access and obtain a huge amount of tabular data from various domains in data lakes (e.g., the WDC Web Table Corpus [24]). This naturally comes out with a research problem: **Can we build a**

system that automatically enriches a query table with external columns from data lakes and improve the ML prediction task?

Related works. We need three steps to achieve table enrichment: table retrieval, table join, and ML evaluation. There are many related works on table retrieval [4, 30] with different end tasks such as column and row extension [17, 20, 22, 28], schema matching [16, 18], table filling [26, 27], and knowledge graph building [13, 23].

Regarding table retrieval and table join, because the goal of the enrichment is to connect a query table to the external tables in data lakes by joining them with record value matching. The most basic requirement is to retrieve joinable tables from data lakes [9, 32]. There is also other research to retrieve related tables but not join. Zhang et al. studied the problem of finding related tables in data lakes for interactive data science [31] by a composed criteria with a join rate, new column rate, and null value decrement. Mahdi et al. [11] proposed a COCOA system to efficiently compute Spearman's correlation coefficient after the join tables are mapped. Aécio et al. [19] studied the problem of joining-correlation query, which can efficiently find tables that can be joined and also contains correlated values with a query table. Nevertheless, the above works focus on retrieving tables, and they do not cover the following steps of enriching a table to improve the machine learning accuracy.

Regarding ML evaluation, some works target the problem of feature selection in which dozens of candidate joinable tables are given. Kumar et al. [15] proposed a TR-rule based on the bound of the VC dimension [25] to skip unnecessary table joins. However, the ML task and model are limited since the theory of the VC dimension is only for classification. Chepurko et al. [7] studied efficient feature selection over candidate tables with sampling techniques and proposed a feature selection method that ranks features with a random injection of noise. The above works assume a few candidate tables are already given and process them one by one. Hence, they do not consider how to retrieve useful tables from data lakes, so it is not efficient to use them to process a large number of tables.

In conclusion, there is no generalized table enrichment system, and this paper fills this gap by proposing an end-to-end system that covers the whole pipeline with table discovery, table augmentation, and ML model evaluation.

Problem statement. Table enrichment system takes as input the user's query table $q = (q.c, q.y, q.column_names, q.data)$, where $q.data$ is the whole tabular data and $q.column_names$ is a string list of column names. $q.y$ is a target column for prediction, and $q.c$ is a query column(s) for join. $T = \{t_1, t_2, \dots, t_n\}$ is a collection of target tables. Besides the target table data itself, we assume a target table t also has two types of metadata, the table title and table context, which can be easily retrieved from the source of tables. Therefore, $t = (t.title, t.context, t.column_names, t.data)$.

Permission to make digital or hard copies of all or part of this work for personal or classroom use is granted without fee provided that copies are not made or distributed for profit or commercial advantage and that copies bear this notice and the full citation on the first page. Copyrights for components of this work owned by others than ACM must be honored. Abstracting with credit is permitted. To copy otherwise, or republish, to post on servers or to redistribute to lists, requires prior specific permission and/or a fee. Request permissions from permissions@acm.org.
SIGIR '22, July 11–15, 2022, Madrid, Spain.

© 2022 Association for Computing Machinery.
ACM ISBN 978-1-4503-8732-3/22/07...\$15.00
<https://doi.org/10.1145/3477495.3531678>

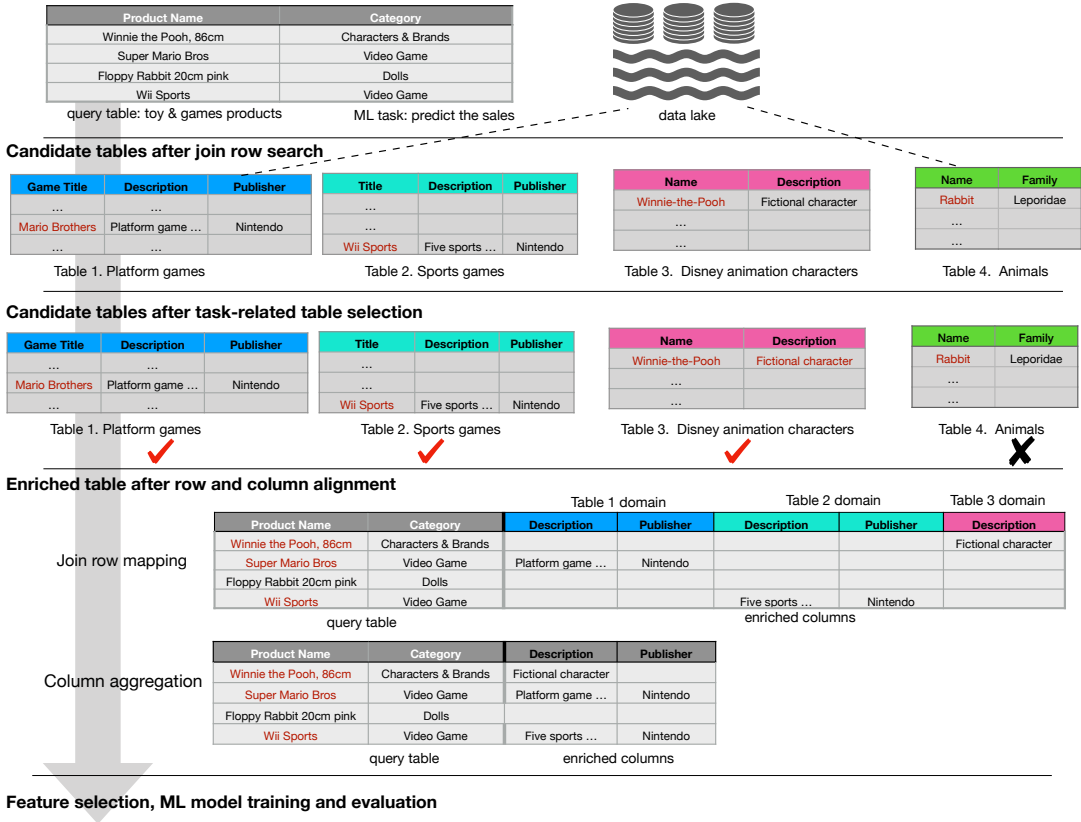


Figure 1: Example of table enrichment for ML.

Table Enrichment Problem: Given a query table q , the goal of *table enrichment* is to create an enriched table q' using the data from a collection of target tables T . Without loss of generality, we keep the query table unchanged and fix the number of rows, and we only add columns (features) to it. The enriched table q' will improve the accuracy of predicting $q.y$ compared to only predicting with q , that is, $Acc(q', q.y) > Acc(q, q.y)$.

2 TABLE ENRICHMENT SYSTEM

Figure 1 gives a running example of our table enrichment system. There is a query table of toy & game products, and the task is to classify the categories of products. First, we retrieve four candidate tables that can join with the query table. Then, Tables 1,2,3 are selected since the table they are related to toy & games, while Table 4 “animal” is an irrelevant one and we filter it. We also aggregate the values in the same column name to make a compact and clean enriched table. Finally, we input this enriched table into the ML evaluation phase with feature selection, model training, and evaluation.

2.1 Join row search

Given a query column $q.c$ and a collection of target tables T , we retrieve candidate join rows to $q.c$ from the tables in T . For each cell in $q.c$, we retrieve similar cells in T , and the rows of these cells are candidate join rows.

For a query cell value a in $q.c$ and a cell value b in T , even if their rows refer to the same entity, the cell values may have different presentation styles, such as “Mario Bros” and “Super Mario Brothers.” Therefore, we leverage Jaccard, BM25, and semantic similarities to cover different levels of fuzzy matching between query cells and target cells. Jaccard similarity treats a and b as sets of words, and we use it to retrieve join rows that share the same words with a query.

$$Jaccard(a, b) = \frac{|a \cap b|}{|a \cup b|} \quad (1)$$

BM25 similarity is an optimization of TF-IDF that treats a and b as documents, and we use it to retrieve join rows on the basis of the word frequency and document frequency.

$$BM25(a, b) = \sum_{i=1}^n IDF(a_i) \cdot \frac{TF(a_i, b) \cdot (m+1)}{TF(a_i, b) + m(1-h + h \cdot \frac{|b|}{Avgdl})} \quad (2)$$

where $TF(a_i, b)$ is the term frequency in b of the term $a_i \in a$, and $IDF(a_i)$ is the inverse document frequency of the term a_i . m and h are constants, and $avgdl$ is the average document length in the text collection from which documents are drawn.

Semantic similarity involves using a pre-trained language model such as fastText [2] and BERT [8] to encode the string values of a and b into vector representations, and we compute the Euclidean distance between vectors as similarities. It is used to retrieve join rows that may not be similar in a string but are semantically similar.

$$Semantic(a, b) = \|\text{encode}(a) - \text{encode}(b)\|_2 \quad (3)$$

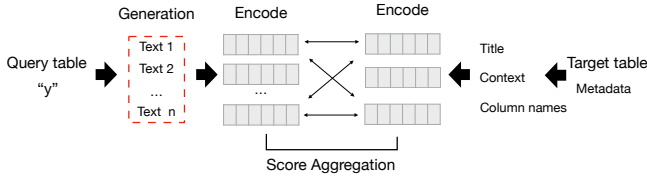


Figure 2: Text-based query and semantic matching.

We first search top- k similar cells (rows) from target tables T with Jaccard, BM25, and semantic similarity independently. Then, we take the union of all candidate rows as the final output. To efficiently index and retrieve join rows from large tables, we implement the join row search engine with Elasticsearch [10]. Elasticsearch is a powerful search engine that supports BM25 with Lucene [1] implementation, Jaccard similarity with Minhash token and LSH implementation, and kNN search with nmslib [3] implementation. Therefore, a similarity search can be processed very fast with these sophisticated indices. Another reason we used Elasticsearch is because it is a disk-based distributed engine, and it is easy to increase the capacity without extra maintenance costs.

2.2 Task-related table selection

There are large numbers of candidate tables after the join row search. It is very time-consuming to create a large enriched table with them. More seriously, the candidate tables also contain many irrelevant tables that they can join with the query table, but their information cannot contribute to the ML task. Adding these noisy data (columns) will weaken the performance of feature selection algorithms [6] and decrease the accuracy of an ML model. We propose a further selection to pick up task-related tables.

We formalize this task-related table selection problem as a top- m table retrieval problem with text-based query and semantic matching [29]. The purpose of using a text-based query is to match a related table in accordance with the description of the ML task. The goal of semantic matching is to go beyond lexical matching by using pre-trained language models to encode both query text and target text as vectors into a semantic space.

For a query table, we allow users to input the description text of their ML task as query text. We also propose generating multiple query texts if task description text is not available. The key point is to input the target information (e.g., the “category” of products) into the query text. We use the column names concatenation as query text. The names of columns contain both attribute and target information, e.g., “product name, product category”. For a target table, we set the attributes $t.title$, $t.context$, and $t.column_names$ as target texts. To evaluate the related score of a target table to the query table, we take the maximum semantic similarity score between a query text q_{text} and all target texts. Figure 2 gives an image of the semantic matching of a query table with a target table. There are many ways to aggregate the pairwise scores between encoded vectors, and we take a maximum aggregate function in our experiment.

$$score_{max}(q, t) = \max(score(q_{text}, t_{text}[i])) \quad (4)$$

We can control the selected table number to retrieve the top- m related tables after join row search. This helps us to narrow down the number of candidate tables to hundreds of tables.

2.3 Row and column alignment

The next step is to map these rows and join them to the query table. We join the candidate rows and align the rows if they are from the same table. Note that for each query row, multiple join rows may be retrieved from the same target table. In this case, we map the row with the highest similarity score since a target table usually has only one matching row (entity) to a query row.

As shown in Figure 1, the enriched table may contain a large number of columns with many empty values. This is because different query rows may not join the same target table, and the row number of a target table may also differ from the query table. The size of enriched columns determines the processing time, and empty values will decrease the performance of the feature selection algorithm and predictive models.

To achieve high performance with a short processing time, we propose to aggregate columns to decrease the column numbers and impute most of the empty values. We use two methods: (a) hard aggregation: we aggregate the columns within the exact same column name; (b) soft aggregation: we first encode the column names into vectors with pre-trained language models such as fastText[2] and BERT [8]. Then, we cluster the columns through the k-means algorithm on the encoded vectors. Last, we aggregate the columns in the same cluster. Having more compact enriched columns does not always result in better accuracy in the final ML task, so the cluster number should be tuned in practice. During aggregation, the values may conflict at the same row position, and we aggregate the conflicting values by string concatenation or averaging numerical values. Figure 1 also shows the result after column aggregation. We can see that it is much cleaner with fewer empty values than the result of join row mapping.

2.4 Feature selection

Finally, we process feature selection to filter noisy columns. Our system offers several feature selection methods from the scikit-learn [12] including using F-value, forward selection, backward selection, recursive feature elimination, the random forest model, and linear model with L1 regularization. We let users tune and select the best one for their data.

3 DEMONSTRATION

We will demonstrate our table enrichment system on a real-world dataset. There are two query tables, the AMAZON toy dataset [21] and the Car Sales dataset [5], and we enrich them with a data lake that contains 10M WDC web tables [24]. Each step is marked in a red circle in Figure 3. The following description is for the AMAZON toy dataset, and a video of both two datasets with our demonstration can be found here ¹.

Step 1. Upload query table. First, the user uploads the query table (train and test tables) in the CSV file format. The uploaded table will be displayed and statistical information such as row and column numbers can be seen. In our guided demonstration, we upload the AMAZON toy dataset [21].

Step 2. Specify the key column and the task column. The user specifies a column as the key column that is used as the join key to

¹<https://youtu.be/HXikNjblUwU>

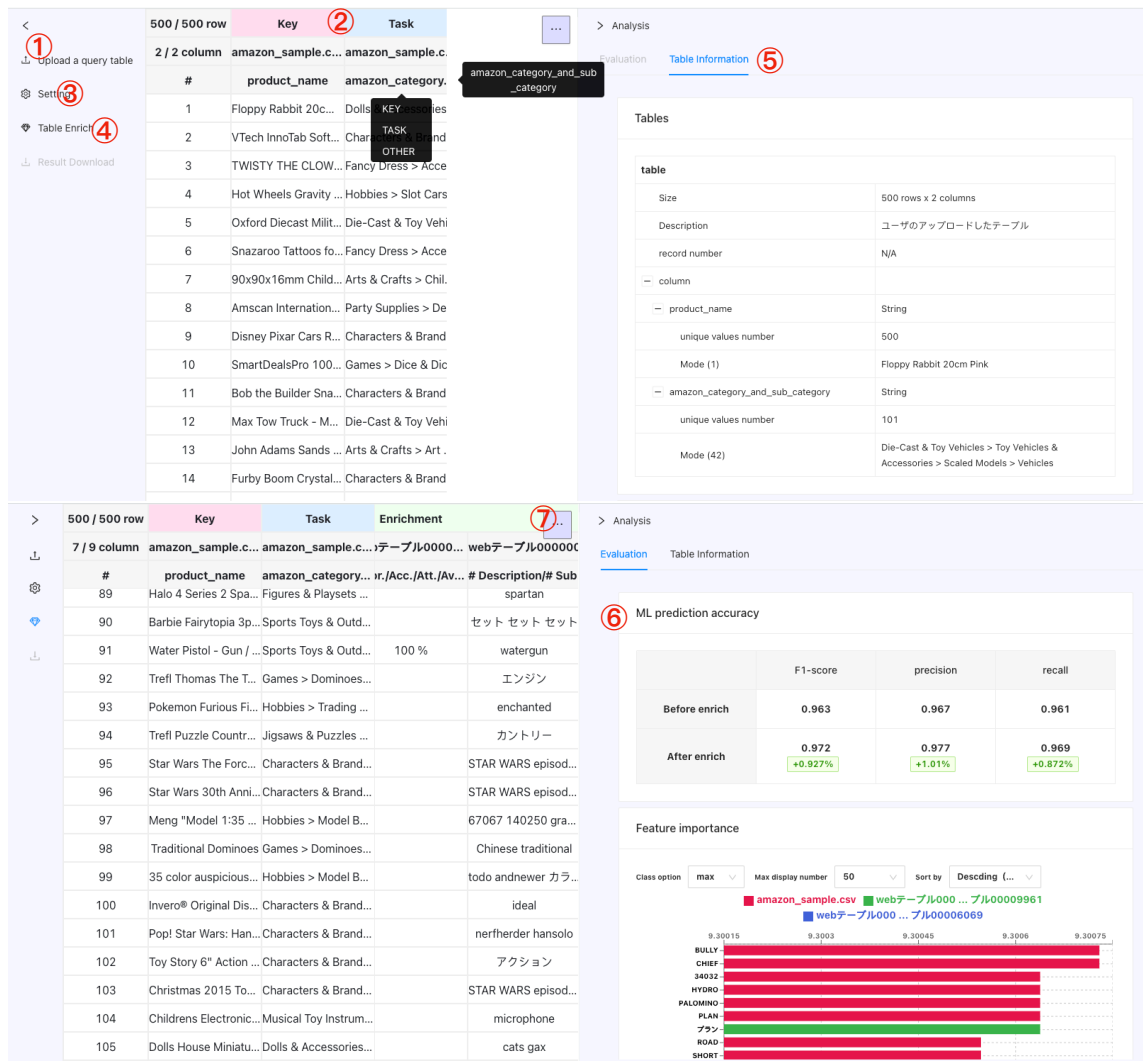


Figure 3: Web UI of table enrichment demo. Steps of our guided demonstration are marked in red circle.

connect external tables. Then the user also specifies another column as the task column which contains the values to predict with the ML algorithm. In our guided demonstration, we specify the “product name” column as the key column and the “category” for the task column.

Step 3. Table enrichment parameter setting. Next, the user sets the parameters for table enrichment, including the domain source of the target table, similarity function for join row searching, the methods for alignment column and feature selection. In our guided demonstration, we set the target table dataset as WDC web tables [24], and use the default parameter setting.

Step 4. Run table enrichment and get the enriched table. Then, the user clicks the “Table Enrich” button to run the table enrichment and sees the results. In our guided demonstration, the uploaded AMAZON table with enriched columns of product descriptions.

Step 5. Information of retrieved target tables. After table enrichment, the user can see where those enriched columns come from. The information and metadata of the retrieved target table and metadata can be shown. In our guided demonstration, we show the metadata of the title and context of the retrieved target tables. Our metadata also contains the source URL.

Step 6. ML performance improvement and feature importance. Then, the user can see the ML prediction accuracy result before (using only the query table itself) and after table enrichment. The user can also confirm the effectiveness of table enrichment by checking the bar chart showing the feature importance under the ML score results. In our guided demonstration, we show the classification evaluation of product category classification with precision, recall, and F1-score. The feature importance is also ranked with a bar chart with different colors to show that the enriched features also contribute to the ML performance.

Step 7. Insights for ML performance. Last, the user can see the record level prediction results with the display filter in our system. The user can observe the difference in prediction results before and after table enrichment. This option is for the classification task. In our guided demonstration, we filter the records to show the different classification on AMAZON toy dataset. After this, the user can adjust the parameters for running the next loop of table enrichment and achieving a better ML performance.

4 CONCLUSION

We proposed a table enrichment solution to retrieve, select, join, and aggregate candidate tables step by step. We show the use case of our system with a demo on a web UI. As future work, we plan to extend our system with existing data clean techniques to create more valuable enriched tables for ML.

ACKNOWLEDGEMENT

We thank Dr. Takuma Nozawa and Masafumi Enomoto (NEC Corporation) for the discussions of this research.

REFERENCES

- [1] Apache. [n.d.]. Apache Lucene. <https://lucene.apache.org/>.
- [2] Piotr Bojanowski, Edouard Grave, Armand Joulin, and Tomáš Mikolov. 2016. Enriching Word Vectors with Subword Information. *CoRR* abs/1607.04606 (2016). arXiv:1607.04606 <http://arxiv.org/abs/1607.04606>
- [3] Leonid Boytsov and Bilegsaikhan Naidan. 2013. Engineering Efficient and Effective Non-metric Space Library. In *Similarity Search and Applications - 6th International Conference, SISAP 2013, A Coruña, Spain, October 2-4, 2013, Proceedings (Lecture Notes in Computer Science, Vol. 8199)*, Nieves R. Brisaboa, Oscar Pedreira, and Pavel Zezulka (Eds.). Springer, 280–293. https://doi.org/10.1007/978-3-642-41062-8_28
- [4] Michael J. Cafarella, Alon Y. Halevy, Daisy Zhe Wang, Eugene Wu, and Yang Zhang. 2008. WebTables: exploring the power of tables on the web. *Proc. VLDB Endow.* 1, 1 (2008), 538–549.
- [5] Kaggle Car sales. [n.d.]. Car sales. <https://www.kaggle.com/datasets/gagandeep16/car-sales>.
- [6] Girish Chandrashekar and Ferat Sahin. 2014. A survey on feature selection methods. *Comput. Electr. Eng.* 40, 1 (2014), 16–28.
- [7] Nadiia Chepurko, Ryan Marcus, Emanuel Zraggen, Raul Castro Fernandez, Tim Kraska, and David Karger. 2020. ARDA: Automatic Relational Data Augmentation for Machine Learning. *Proc. VLDB Endow.* 13, 9 (2020), 1373–1387.
- [8] Jacob Devlin, Ming-Wei Chang, Kenton Lee, and Kristina Toutanova. 2018. BERT: Pre-training of Deep Bidirectional Transformers for Language Understanding. *CoRR* abs/1810.04805 (2018). arXiv:1810.04805 <http://arxiv.org/abs/1810.04805>
- [9] Yuyang Dong, Kunihiko Takeoka, Chuan Xiao, and Masafumi Oyamada. 2021. Efficient Joinable Table Discovery in Data Lakes: A High-Dimensional Similarity-Based Approach. In *37th IEEE International Conference on Data Engineering, ICDE 2021, Chania, Greece, April 19-22, 2021*. IEEE, 456–467. <https://doi.org/10.1109/ICDE51399.2021.00046>
- [10] elasticsearch. [n.d.]. Elasticsearch - The Definitive Guide. <https://www.elastic.co/guide/en/elasticsearch/guide/index.html>.
- [11] Mahdi Esmailoghli, Jorge-Arnulfo Quiané-Ruiz, and Ziawasch Abedjan. 2021. COCOA: COrelation COefficient-Aware Data Augmentation. In *Proceedings of the 24th International Conference on Extending Database Technology, EDBT 2021, Nicosia, Cyprus, March 23 - 26, 2021*, Yannis Velegrakis, Demetris Zeinalipour-Yazti, Panos K. Chrysanthis, and Francesco Guerra (Eds.). OpenProceedings.org, 331–336. <https://doi.org/10.5441/002/edbt.2021.30>
- [12] SKlearn Feature selection. [n.d.]. Feature selection. https://scikit-learn.org/stable/modules/feature_selection.html.
- [13] Besnik Fetahu, Avishek Anand, and Maria Koutraki. 2019. TableNet: An Approach for Determining Fine-grained Relations for Wikipedia Tables. In *WWW 2019*. ACM, 2736–2742.
- [14] Xin He, Kaiyong Zhao, and Xiaowen Chu. 2019. AutoML: A Survey of the State-of-the-Art. *arXiv e-prints*, Article arXiv:1908.00709 (Aug. 2019), arXiv:1908.00709 pages. arXiv:1908.00709 [cs.LG]
- [15] Arun Kumar, Jeffrey F. Naughton, Jignesh M. Patel, and Xiaojin Zhu. 2016. To Join or Not to Join?: Thinking Twice about Joins before Feature Selection. In *Proceedings of the 2016 International Conference on Management of Data, SIGMOD Conference 2016, San Francisco, CA, USA, June 26 - July 01, 2016*, Fatma Özcan, Georgia Koutrika, and Sam Madden (Eds.). ACM, 19–34. <https://doi.org/10.1145/2882903.2882952>
- [16] Oliver Lehmberg and Christian Bizer. 2017. Stitching Web Tables for Improving Matching Quality. *Proc. VLDB Endow.* 10, 11 (2017), 1502–1513.
- [17] Oliver Lehmberg, Dominique Ritzke, Petar Ristoski, Robert Meusel, Heiko Paulheim, and Christian Bizer. 2015. The Mannheim Search Join Engine. *J. Web Semant.* 35 (2015), 159–166.
- [18] Fatemeh Nargesian, Erkang Zhu, Ken Q. Pu, and Renée J. Miller. 2018. Table Union Search on Open Data. *PVLDB* 11, 7 (2018), 813–825.
- [19] Aécio S. R. Santos, Aline Bessa, Fernando Chirigati, Christopher Musco, and Juliana Freire. 2021. Correlation Sketches for Approximate Join-Correlation Queries. In *SIGMOD '21: International Conference on Management of Data, Virtual Event, China, June 20-25, 2021*, Guoliang Li, Zhanhui Li, Stratos Idreos, and Divesh Srivastava (Eds.). ACM, 1531–1544. <https://doi.org/10.1145/3448016.3458456>
- [20] Anish Das Sarma, Lujun Fang, Nitin Gupta, Alon Y. Halevy, Hongrae Lee, Fei Wu, Reynold Xin, and Cong Yu. 2012. Finding related tables. In *SIGMOD*. ACM, 817–828.
- [21] Kaggle Toy Products on Amazon. [n.d.]. Toy Products on Amazon. <https://www.kaggle.com/PromptCloudHQ/toy-products-on-amazon>.
- [22] Chi Wang, Kaushik Chakrabarti, Yeye He, Kris Ganjam, Zhimin Chen, and Philip A. Bernstein. 2015. Concept Expansion Using Web Tables. In *WWW 2015*. ACM, 1198–1208.
- [23] Daheng Wang, Prashant Shiralkar, Colin Lockard, Binxuan Huang, X. Dong, and Meng Jiang. 2021. TCN: Table Convolutional Network for Web Table Interpretation. *ArXiv abs/2102.09460* (2021).
- [24] WDC. 2015. WDC Web Table Corpus 2015. <http://webdatacommons.org/webtables/2015/downloadInstructions.html>.
- [25] Wikipedia Wikipedia.com. [n.d.]. apnik-Chervonenkis dimension. https://en.wikipedia.org/wiki/Vapnik-Chervonenkis_dimension.
- [26] Mohamed Yakout, Kris Ganjam, Kaushik Chakrabarti, and Surajit Chaudhuri. 2012. InfoGather: entity augmentation and attribute discovery by holistic matching with web tables. In *SIGMOD 2012*. ACM, 97–108.
- [27] Meihui Zhang and Kaushik Chakrabarti. 2013. InfoGather+: semantic matching and annotation of numeric and time-varying attributes in web tables. In *SIGMOD*. ACM, 145–156.
- [28] Shuo Zhang and Krisztian Balog. 2017. EntiTables: Smart Assistance for Entity-Focused Tables. In *SIGIR, 2017*. ACM, 255–264.
- [29] Shuo Zhang and Krisztian Balog. 2018. Ad Hoc Table Retrieval using Semantic Similarity. In *Proceedings of the 2018 World Wide Web Conference on World Wide Web, WWW 2018, Lyon, France, April 23-27, 2018*, Pierre-Antoine Champin, Fabien Gandon, Mounia Lalmas, and Panagiotis G. Ipeirotis (Eds.). ACM, 1553–1562. <https://doi.org/10.1145/3178876.3186067>
- [30] Shuo Zhang and Krisztian Balog. 2020. Web Table Extraction, Retrieval, and Augmentation: A Survey. *ACM Trans. Intell. Syst. Technol.* 11, 2 (2020), 13:1–13:35.
- [31] Yi Zhang and Zachary G. Ives. 2020. Finding Related Tables in Data Lakes for Interactive Data Science. In *Proceedings of the 2020 International Conference on Management of Data, SIGMOD Conference 2020, online conference [Portland, OR, USA], June 14-19, 2020*, David Maier, Rachel Pottinger, AnHai Doan, Wang-Chiew Tan, Abdussalam Alawini, and Hung Q. Ngo (Eds.). ACM, 1951–1966. <https://doi.org/10.1145/3318464.3389726>
- [32] Erkang Zhu, Dong Deng, Fatemeh Nargesian, and Renée J. Miller. 2019. JOSIE: Overlap Set Similarity Search for Finding Joinable Tables in Data Lakes. In *SIGMOD 2019*. ACM, 847–864.