

Just Identified Indirect Inference Estimator: Accurate Inference through Bias Correction

Yuming Zhang¹, Yanyuan Ma², Samuel Orso¹, Mucyo Karemera¹,
Maria-Pia Victoria-Feser¹, Stéphane Guerrier¹

¹University of Geneva, ²Pennsylvania State University

Abstract

An important challenge in statistical analysis lies in controlling the estimation bias when handling the ever-increasing data size and model complexity of modern data settings. In this paper, we propose a reliable estimation and inference approach for parametric models based on the Just Identified iNdirect Inference estimator (JINI). The key advantage of our approach is that it allows to construct a consistent estimator in a simple manner, while providing strong bias correction guarantees that lead to accurate inference. Our approach is particularly useful for complex parametric models, as it allows to bypass the analytical and computational difficulties (e.g., due to intractable estimating equation) typically encountered in standard procedures. The properties of JINI (including consistency, asymptotic normality, and its bias correction property) are also studied when the parameter dimension is allowed to diverge, which provide the theoretical foundation to explain the advantageous performance of JINI in increasing dimensional covariates settings. Our simulations and an alcohol consumption data analysis highlight the practical usefulness and excellent performance of JINI when data present features (e.g., misclassification, rounding) as well as in robust estimation.

MSC — Primary 62F10, 62F12; secondary 62J12, 62F35

Keywords — Bias reduction, indirect inference, intractable likelihood function, misclassified logistic regression, weighted maximum likelihood estimator

1 Introduction

Point estimates in parametric models are frequently encountered in practice. They are routinely used, for example, to predict outcomes, to compute mean squared errors, and so on. In particular, the construction of reliable Confidence Intervals (CIs) heavily depends on accurate point estimates. As an illustration, they can be used as plug-in values to obtain an estimated asymptotic variance in order to construct CIs based on their asymptotic distributions. They can also be used in various procedures that require to simulate data from an estimated model to obtain CIs. However, the ever-increasing model complexity tends to impair the accuracy of point estimates based on classical estimation procedures. Despite being asymptotically unbiased under regularity conditions, the Maximum Likelihood Estimator (MLE) can suffer from severe finite sample bias, for example, when the number of parameters p is relatively large compared to the sample size n (see e.g., [Sur and Candès, 2019](#)). Similarly, the asymptotically efficient moment-based estimators may exhibit substantial bias when applied to relatively small samples (see e.g., [Imbens, 2002](#)). A common consequence of biased point estimates is that they can lead to unreliable coverage (see e.g., [Wang and Basu, 1999](#); [Mittelhammer et al., 2005](#); [Kosmidis, 2014a](#)).

Moreover, in some complex situations, consistent estimators can become particularly demanding to obtain using classical estimation methods, due to various analytical and/or numerical difficulties. For example, data often exhibit features such as truncation, censoring or misclassification. In these cases, the data generating process can often be understood as being dependent on latent variables. In this context, a standard approach is to integrate out the latent variables from the likelihood, but it can easily render integrals with no closed-form expression. One can, for example, approximate integrals and hence the likelihood function (see e.g., [Rabe-Hesketh et al., 2002](#)), but crude numerical approximations often lead to biased or even inconsistent estimators. Alternatively, one can use iterative methods like the Expectation-Maximization (EM) algorithm of [Dempster et al. \(1977\)](#), which can also suffer

from some numerical drawbacks such as slow convergence. Another example is in robust estimation, which presents its own bottleneck due to the potentially intractable consistency correction terms in their estimating equations. Indeed, these correction terms generally have no closed-form expression, so they can be very difficult to compute even for simple regression models (see e.g., [Heritier et al., 2009](#) and the reference therein). Neglecting these correction terms from the estimating equations can significantly simplify the computation, but it leads to inconsistent estimators (see e.g., [Moustaki and Victoria-Feser, 2006](#)).

Considering the importance of accurate point estimates for reliable inference, as well as various challenges encountered by standard procedures when handling complex data settings, in this paper we construct the Just Identified iNdirect Inference estimator (JINI) that is applicable for a wide range of complex parametric models. The key advantage is that JINI allows to bypass the analytical and computational difficulties typically encountered in standard procedures, as it is constructed from an initial estimator that is chosen for its analytical and numerical simplicity. Among many properties, the bias correction property of JINI is particularly advantageous allowing, among others, to provide a reliable basis for accurate inference.

1.1 A Motivating Example

To illustrate the advantages of JINI, we consider the simulation of a logistic regression with misclassified responses with 45 parameters and 395 observations. This simulation is based on a real public health dataset where the alcohol consumption among secondary school students is studied. More details are given in [Section 7](#). We compare the performance of MLE and JINI which is constructed from a Naive MLE (NMLE) neglecting the misclassification (i.e., MLE for a classical logistic regression). Compared to MLE, JINI is simpler to compute as it avoids the computation of the likelihood function that takes into account the misclassification, and only requires the computation of an inconsistent but readily available

Table 1: Simulation results on β_1 to β_7 for the logistic regression with misclassified responses presented in Section 7.1. Each column corresponds respectively to the absolute bias, standard error, empirical coverage of 95% CI, and average CI length.

		Abs. Bias	Std. Error	Coverage (%)	Avg. CI Length
MLE	β_1	0.2537	0.4139	87.56	2.2668
	β_2	0.1687	0.4038	90.19	1.3997
	β_3	0.1936	0.3968	90.17	0.7937
	β_4	0.1079	0.1973	89.13	1.6577
	β_5	0.1933	0.2210	82.84	1.3686
	β_6	0.0805	0.2087	93.00	2.0964
	β_7	0.3087	0.8538	93.12	1.9187
JINI based on NMLE	β_1	0.0162	0.3286	97.41	2.0773
	β_2	0.0031	0.3263	96.42	1.4088
	β_3	0.0089	0.3198	96.16	0.7618
	β_4	0.0025	0.1586	96.86	1.5682
	β_5	0.0075	0.1702	96.33	1.3245
	β_6	0.0049	0.1568	97.82	1.9930
	β_7	0.0021	0.6733	97.81	1.7230

initial estimator (i.e., NMLE). We also construct 95% CIs for both estimators based on their asymptotic normality to compare their inference performance. In Table 1, we present the results on β_1 to β_7 , which correspond to all the covariates that are found to have significant associations to students' alcohol consumption levels (i.e., whose corresponding CIs do not cover zero) by either MLE or JINI. We can see that, compared to MLE, JINI has considerably smaller biases, comparable standard errors, and more accurate empirical coverages. Moreover, the average CI lengths of both estimators are comparable, suggesting that the advantage of JINI in terms of coverage is a consequence of its reduced bias. Therefore, as illustrated in this example, JINI can be constructed in a simple manner based on a readily available initial estimator, and its bias correction property can lead to improvement in inference compared to MLE.

1.2 Main Results and Contributions

In order to obtain consistent estimators for complex parametric models, we often have to address various analytical and/or numerical obstacles when using classical estimation procedures. In contrast, JINI makes use of an initial estimator that is chosen for its analytical and numerical simplicity (hence typically biased and possibly inconsistent, but readily available), which allows to construct a consistent estimator in a simple manner. In particular, JINI can provide strong bias correction guarantees. Depending on whether the initial estimator is consistent and the form of its bias function, the bias order of JINI varies. For example, we show that JINI has a bias order at least of $\mathcal{O}(n^{-1})$, which is the same as many classical estimators (e.g., MLE) under suitable conditions (see e.g., [Cox and Hinkley, 1979](#)). Under additional smoothness conditions, the bias of JINI is of order $\mathcal{O}(n^{-3})$, or can even be completely eliminated with sufficiently large finite n . We further extend our results to settings where p diverges with n but $p < n$. To the best of our knowledge, these results are not known in the literature that considers bias correction for general parametric models with diverging p . Our results give a theoretical explanation to the advantageous performance of JINI in settings where p is relatively large compared to n , and provide a guideline on how the properties of JINI (in particular its bias order) are affected by the growth of p and n .

Our numerical examples highlight the practical advantages of our approach in complex settings where classical approaches may be difficult to apply. In these examples, JINI shows smaller bias, more accurate coverage, and is simpler to compute compared to classical estimators. Specifically, we consider settings where data exhibit features (e.g., misclassification, rounding) such that classical MLE is relatively difficult to obtain (e.g., requires to use the EM algorithm). We construct JINI based on NMLE (i.e., MLE for a simpler model that neglects these data features), and we observe that JINI has smaller bias and more accurate coverage than MLE. We also consider models for which classical robust estimators are difficult to obtain due to the intractable consistency correction terms, and we propose to

construct a robust JINI based on an initial estimator that neglects these correction terms. Our results highlight that the robust JINI is simple to obtain and that it has superior finite sample performance compared to existing robust estimators.

1.3 Related Work

Different bias correction methods have been proposed for parametric models. For example, bias correction can be achieved by solving an adjusted score function (see e.g., [Firth, 1993](#); [Kosmidis and Firth, 2009](#); [Kosmidis, 2014b](#)), which requires analytical computation that varies from model to model. Alternatively, one can define a bias corrected estimator by removing an estimated bias from an initial estimator. Along this idea, many methods have been proposed with different objectives, and JINI is closely related to many of them. For example, the parametric Bootstrap Bias Corrected estimator (BBC) (see e.g., [Efron and Tibshirani, 1994](#)) and the nonlinear-bias-correcting estimator of [MacKinnon and Smith \(1998\)](#) both aim to reduce finite sample bias from a consistent initial estimator. Another example related to JINI is the indirect inference method (see e.g., [Gouriéroux et al., 1993](#); [Gallant and Tauchen, 1996](#); [Arvanitis and Demos, 2014, 2015](#)), which was originally proposed to construct consistent estimators starting from inconsistent ones. [Kuk \(1995\)](#) independently produced the same idea to correct the asymptotic bias when computing MLE of generalized linear mixed models. They proposed to iterate BBC by updating the plug-in value to its limit, and thus, their approach is known as Iterative Bootstrap (IB). [Guerrier et al. \(2019\)](#) studied the finite sample bias correction property of several simulation-based methods, either based on indirect inference or bootstrap. In particular, they showed that one of the indirect inference based estimator enjoys advantageous bias correction property and is equivalent to IB.

Compared to these existing methods, JINI is shown to enjoy stronger bias correction under weaker conditions. As an example, when considering consistent initial estimators and under

the same conditions, JINI can be unbiased with large enough finite n while BBC can only achieve a bias order of $\mathcal{O}(n^{-2})$. [Gouriéroux et al. \(1993\)](#) assumes that the initial estimator is differentiable with respect to the parameter, which is a strong condition with restricted applicability and is not assumed in our work. Although [Guerrier et al. \(2019\)](#) suggests the use of methods based on inconsistent initial estimators, they only derived theoretical results based on consistent initial estimators. Moreover, they require sufficiently smooth bias function in a specific form, which is a relatively stringent condition. In contrast, we provide theoretical results when the initial estimator is inconsistent, and consider more general assumptions on the bias function where the condition of [Guerrier et al. \(2019\)](#) can be seen as a special case. Lastly, these works assume fixed parameter dimension p , so we fill the gap of diverging p in terms of theory.

1.4 Organization

The rest of the paper is organized as follows. In [Section 2](#), we formally define JINI. In [Section 3](#), we consider inconsistent initial estimators to study the properties of JINI, which include consistency, asymptotic normality and its bias property. In [Section 4](#), we further illustrate the bias correction property of JINI when considering consistent initial estimators. In [Section 5](#), we extend all theoretical results of JINI to settings where p is allowed to diverge with n and $p < n$. The implementation simplicity and advantageous finite sample performance of JINI are illustrated with simulations in [Section 6](#) and a real data analysis on alcohol consumption in [Section 7](#). [Section 8](#) summarizes the article and provides further discussions. [Section 9](#) presents and discusses the assumptions used in this paper. The proofs of all theoretical results as well as some additional discussions are included in supplementary materials.

2 Just Identified Indirect Inference Estimator (JINI)

Suppose that we observe a random sample of size n generated from a parametric distribution F_{θ_0} , and we aim to estimate $\theta_0 \in \Theta \subset \mathbb{R}^p$. Let $\hat{\pi}(\theta_0, n) \in \Theta$ denote an initial estimator of θ_0 computed on the observed sample, while $\hat{\pi}(\theta, n)$ denotes the same estimator computed on a generic sample of size n generated from F_θ . This initial estimator is typically chosen for its numerical simplicity, so it can be considerably biased or even inconsistent. Moreover, we assume $\hat{\pi}(\theta, n) \xrightarrow{P} \pi(\theta)$ for any $\theta \in \Theta$. This standard requirement can be guaranteed under regularity conditions, for example, when $\hat{\pi}(\theta, n)$ is MLE of a possibly misspecified model (see e.g., [Huber, 1967](#); [White, 1982](#)). Naturally, when the initial estimator is consistent, we have $\pi(\theta) = \theta$, and $\pi(\theta) \neq \theta$ otherwise. Assuming that $\pi(\theta, n) \equiv \mathbb{E}_\theta\{\hat{\pi}(\theta, n)\}$ exists, where $\mathbb{E}_\theta(\cdot)$ denotes the expectation under F_θ , we can write

$$\hat{\pi}(\theta, n) = \underbrace{\pi(\theta) + \mathbf{b}(\theta, n)}_{\pi(\theta, n)} + \mathbf{v}(\theta, n), \quad (1)$$

where $\mathbf{b}(\theta, n) \equiv \pi(\theta, n) - \pi(\theta)$ denotes the finite sample bias and $\mathbf{v}(\theta, n) \equiv \hat{\pi}(\theta, n) - \pi(\theta, n)$ is a zero mean random vector.

In order to estimate θ_0 from $\hat{\pi}(\theta_0, n)$, we consider the following estimator:

$$\hat{\theta} \equiv \underset{\theta \in \Theta}{\operatorname{argzero}} \hat{\pi}(\theta_0, n) - \pi(\theta, n). \quad (2)$$

We call $\hat{\theta}$ JINI, as it is closely related to the indirect inference method in the just identified case (i.e., the dimension of $\pi(\theta, n)$ is equal to p).

Remark A: From a computational perspective, JINI can be obtained using stochastic approximation methods (see e.g., [Robbins and Monro, 1951](#); [Lai and Robbins, 1979](#); [Polyak and Juditsky, 1992](#); [Kuk, 1995](#)). These algorithms are simple to implement and numerically efficient for a wide range of models and settings. As an example, we can approximate $\pi(\theta, n)$

by its sample version based on generated data, i.e., $\boldsymbol{\pi}(\boldsymbol{\theta}, n) \approx H^{-1} \sum_{h=1}^H \hat{\boldsymbol{\pi}}_h(\boldsymbol{\theta}, n)$, where the approximation can be made arbitrarily precise with a sufficiently large H . In this case, JINI is equivalent to one of the indirect inference based estimator presented in [Guerrier et al. \(2019\)](#) and can be computed using IB.

3 JINI based on Inconsistent Initial Estimators

In this section, we study the properties of JINI when considering inconsistent initial estimators (i.e., $\boldsymbol{\pi}(\boldsymbol{\theta}) \neq \boldsymbol{\theta}$). By the decomposition of the initial estimator in (1) and the definition of JINI in (2), we have $\boldsymbol{\pi}(\boldsymbol{\theta}_0) + \mathbf{b}(\boldsymbol{\theta}_0, n) + \mathbf{v}(\boldsymbol{\theta}_0, n) = \hat{\boldsymbol{\pi}}(\boldsymbol{\theta}_0, n) = \boldsymbol{\pi}(\hat{\boldsymbol{\theta}}, n) = \boldsymbol{\pi}(\hat{\boldsymbol{\theta}}) + \mathbf{b}(\hat{\boldsymbol{\theta}}, n)$, and hence we have

$$\boldsymbol{\pi}(\hat{\boldsymbol{\theta}}) - \boldsymbol{\pi}(\boldsymbol{\theta}_0) = \mathbf{b}(\boldsymbol{\theta}_0, n) + \mathbf{v}(\boldsymbol{\theta}_0, n) - \mathbf{b}(\hat{\boldsymbol{\theta}}, n). \quad (3)$$

Under suitable smoothness conditions on $\boldsymbol{\pi}(\boldsymbol{\theta})$ and using Taylor's theorem, we also have

$$\boldsymbol{\pi}(\hat{\boldsymbol{\theta}}) - \boldsymbol{\pi}(\boldsymbol{\theta}_0) = \mathbf{A}(\boldsymbol{\theta}_0)(\hat{\boldsymbol{\theta}} - \boldsymbol{\theta}_0) + \mathbf{u}(\hat{\boldsymbol{\theta}}, \boldsymbol{\theta}_0), \quad (4)$$

where $\mathbf{A}(\boldsymbol{\theta}_0) \equiv \partial \boldsymbol{\pi}(\boldsymbol{\theta}_0) / \partial \boldsymbol{\theta}$ and $\mathbf{u}(\hat{\boldsymbol{\theta}}, \boldsymbol{\theta}_0)$ is a higher-order term in quadratic form of $\hat{\boldsymbol{\theta}} - \boldsymbol{\theta}_0$. Combining the expressions of $\boldsymbol{\pi}(\hat{\boldsymbol{\theta}}) - \boldsymbol{\pi}(\boldsymbol{\theta}_0)$ in (3) and (4), we obtain

$$\mathbf{A}(\boldsymbol{\theta}_0)(\hat{\boldsymbol{\theta}} - \boldsymbol{\theta}_0) + \mathbf{u}(\hat{\boldsymbol{\theta}}, \boldsymbol{\theta}_0) = \mathbf{b}(\boldsymbol{\theta}_0, n) + \mathbf{v}(\boldsymbol{\theta}_0, n) - \mathbf{b}(\hat{\boldsymbol{\theta}}, n),$$

and thus we can write

$$\begin{aligned}
\hat{\boldsymbol{\theta}} - \boldsymbol{\theta}_0 &= \mathbf{A}(\boldsymbol{\theta}_0)^{-1} \left\{ \mathbf{b}(\boldsymbol{\theta}_0, n) + \mathbf{v}(\boldsymbol{\theta}_0, n) - \mathbf{b}(\hat{\boldsymbol{\theta}}, n) \right\} - \mathbf{A}(\boldsymbol{\theta}_0)^{-1} \mathbf{u}(\hat{\boldsymbol{\theta}}, \boldsymbol{\theta}_0) \\
&\approx \mathbf{A}(\boldsymbol{\theta}_0)^{-1} \left\{ \mathbf{b}(\boldsymbol{\theta}_0, n) + \mathbf{v}(\boldsymbol{\theta}_0, n) - \mathbf{b}(\hat{\boldsymbol{\theta}}, n) \right\} \\
&= \mathbf{A}(\boldsymbol{\theta}_0)^{-1} \left\{ \hat{\boldsymbol{\pi}}(\boldsymbol{\theta}_0, n) - \boldsymbol{\pi}(\boldsymbol{\theta}_0) - \mathbf{b}(\hat{\boldsymbol{\theta}}, n) \right\}. \tag{5}
\end{aligned}$$

Under suitable conditions on $\mathbf{A}(\boldsymbol{\theta}_0)$, (5) implies the consistency of JINI when $\mathbf{v}(\boldsymbol{\theta}_0, n) \xrightarrow{P} \mathbf{0}$ and $\mathbf{b}(\boldsymbol{\theta}, n) \rightarrow \mathbf{0}$ uniformly for $\boldsymbol{\theta} \in \Theta$. Moreover, it suggests that the asymptotic normality of JINI is closely related to the asymptotic normality of $\hat{\boldsymbol{\pi}}(\boldsymbol{\theta}_0, n) - \boldsymbol{\pi}(\boldsymbol{\theta}_0)$, as formally presented in Theorem 1. We denote $n^{-\alpha}$ as the convergence rate of $\hat{\boldsymbol{\pi}}(\boldsymbol{\theta}_0, n)$ and $\boldsymbol{\Sigma}(\boldsymbol{\theta}_0, n)$ as its variance.

Theorem 1: Under Assumptions A, B, C, and D in Section 9, we have $\hat{\boldsymbol{\theta}} \xrightarrow{P} \boldsymbol{\theta}_0$. Additionally under Assumption E in Section 9, we have $n^\alpha \{ \mathbf{A}(\boldsymbol{\theta}_0)^{-1} \boldsymbol{\Sigma}(\boldsymbol{\theta}_0, n) \mathbf{A}(\boldsymbol{\theta}_0)^{-1} \}^{-1/2} (\hat{\boldsymbol{\theta}} - \boldsymbol{\theta}_0) \xrightarrow{D} \mathcal{N}(\mathbf{0}, \mathbf{I}_p)$, where \mathbf{I}_p is the $p \times p$ identity matrix.

Theorem 1 guarantees the consistency of JINI, even if it is based on an inconsistent initial estimator. If $\hat{\boldsymbol{\pi}}(\boldsymbol{\theta}_0, n) - \boldsymbol{\pi}(\boldsymbol{\theta}_0)$ is asymptotically normal (Assumption E), then JINI is also asymptotically normal at the same convergence rate of $n^{-\alpha}$. For example, when NMLE (i.e., MLE for a misspecified but simpler model) is used as the initial estimator, $\sqrt{n} \{ \hat{\boldsymbol{\pi}}(\boldsymbol{\theta}_0, n) - \boldsymbol{\pi}(\boldsymbol{\theta}_0) \}$ is asymptotically normal and hence $\alpha = 1/2$ (see Section 9 for more details).

The first equality in (5) also gives

$$\mathbb{E}(\hat{\boldsymbol{\theta}}) - \boldsymbol{\theta}_0 = \mathbf{A}(\boldsymbol{\theta}_0)^{-1} [\mathbf{b}(\boldsymbol{\theta}_0, n) - \mathbb{E}\{\mathbf{b}(\hat{\boldsymbol{\theta}}, n)\}] - \mathbf{A}(\boldsymbol{\theta}_0)^{-1} \mathbb{E}\{\mathbf{u}(\hat{\boldsymbol{\theta}}, \boldsymbol{\theta}_0)\},$$

implying that the bias of JINI is closely related to the order of $\mathbf{b}(\boldsymbol{\theta}, n)$, which we denote as $\mathcal{O}(n^{-\beta})$, and the squared error rate $n^{-2\alpha}$ of the initial estimator, as formally presented in Theorem 2.

Theorem 2: When the initial estimator is inconsistent, under Assumptions A, B, C, and

D in Section 9, we have $\mathbb{E}(\hat{\boldsymbol{\theta}}) - \boldsymbol{\theta}_0 = \mathcal{O}\{n^{-\min(2\alpha, \beta)}\}$.

As an illustration, when the initial estimator is NMLE, we have $\alpha = 1/2$ and $\beta = 1$ under regularity conditions, hence JINI has a bias order of $\mathcal{O}(n^{-1})$. Since the bias order of MLE is also $\mathcal{O}(n^{-1})$ under suitable conditions (see e.g., Cox and Hinkley, 1979; Kosmidis, 2014a), Theorem 2 shows that JINI based on an inconsistent initial estimator can achieve the same bias order as MLE. This is particularly interesting when considering complex models, for which the computation of MLE often entails various analytical and/or numerical obstacles, whereas JINI can be constructed from an inconsistent estimator that is simple to compute and can achieve the same bias order. In practice, we typically observe smaller finite sample bias of JINI than MLE (see e.g., the numerical examples in Sections 6 and 7).

The key message delivered by the results in this section is that, using our approach, we can easily construct a consistent JINI from an inconsistent initial estimator that is simple to compute and readily available. This allows us to circumvent the analytical and computational difficulties typically entailed when computing standard estimators like MLE, while obtaining estimators with advantageous bias correction performance that can lead to accurate inference.

4 JINI based on Consistent Initial Estimators

In this section, we present the properties of JINI based on consistent initial estimators. In this case, we have $\boldsymbol{\pi}(\boldsymbol{\theta}) = \boldsymbol{\theta}$ and hence Assumption D in Section 9 is trivially satisfied and $\mathbf{A}(\boldsymbol{\theta}_0) = \mathbf{I}_p$. Then a direct consequence of Theorem 1 is that JINI is also consistent and asymptotically normal when using consistent initial estimators, as shown in Corollary 1.

Corollary 1: When the initial estimator is consistent, under Assumptions A, B and C in Section 9, we have $\hat{\boldsymbol{\theta}} \xrightarrow{P} \boldsymbol{\theta}_0$. Additionally under Assumption E in Section 9, we have

$$n^\alpha \boldsymbol{\Sigma}(\boldsymbol{\theta}_0, n)^{-1/2}(\widehat{\boldsymbol{\theta}} - \boldsymbol{\theta}_0) \xrightarrow{D} \mathcal{N}(\mathbf{0}, \mathbf{I}_p).$$

A highlight of Corollary 1 is that JINI has the same asymptotic variance as the initial estimator, hence it has no asymptotic efficiency loss when using a consistent initial estimator.

In the rest of this section, we focus on the bias correction property of JINI. Based on (3), the bias of JINI based on a consistent initial estimator is given by

$$\mathbb{E}(\widehat{\boldsymbol{\theta}}) - \boldsymbol{\theta}_0 = \mathbf{b}(\boldsymbol{\theta}_0, n) - \mathbb{E}\{\mathbf{b}(\widehat{\boldsymbol{\theta}}, n)\}. \quad (6)$$

Since the initial estimator is consistent, $\mathbf{b}(\boldsymbol{\theta}, n)$ represents the bias of the initial estimator and its order, denoted as $\mathcal{O}(n^{-\beta})$, represents the bias order of the initial estimator. So (6) suggests that JINI has at least the same bias order as the initial estimator. Moreover, under sufficient smoothness conditions on $\mathbf{b}(\boldsymbol{\theta}, n)$, JINI may achieve better bias orders. As an illustration, consider $\mathbf{b}(\boldsymbol{\theta}, n)$ to be linear, say $\mathbf{b}(\boldsymbol{\theta}, n) = \mathbf{B}(n)\boldsymbol{\theta}$, then we can rewrite (6) as $\{\mathbf{I}_p + \mathbf{B}(n)\}\{\mathbb{E}(\widehat{\boldsymbol{\theta}}) - \boldsymbol{\theta}_0\} = \mathbf{0}$. Since $\mathbf{b}(\boldsymbol{\theta}, n) \rightarrow \mathbf{0}$, we have $\{\mathbf{I}_p + \mathbf{B}(n)\} \rightarrow \mathbf{I}_p$ and hence $\mathbb{E}(\widehat{\boldsymbol{\theta}}) - \boldsymbol{\theta}_0 = \mathbf{0}$ when n is sufficiently large. This implies that JINI completely eliminates the linear part of the bias from the initial estimator. This is particularly useful since the leading-order bias of many classical estimators (e.g., MLE) is often linear (see e.g., [MacKinnon and Smith, 1998](#)), i.e.,

$$\mathbf{b}(\boldsymbol{\theta}, n) = \mathbf{B}(n)\boldsymbol{\theta} + \text{nonlinear bias of higher order}. \quad (7)$$

For example, the results of [Sur and Candès \(2019\)](#) suggest that the bias of MLE for a logistic regression is linear under suitable design conditions. [Mardia et al. \(1999\)](#) provides some examples in which they showed that the first-order bias of MLE is linear. Other examples can be found, for example, in [Kendall \(1954\)](#); [Marriott and Pope \(1954\)](#) which consider the estimation of autocorrelations in time series. In these cases, the bias of JINI given in (6)

becomes

$$\begin{aligned}\mathbb{E}(\hat{\boldsymbol{\theta}}) - \boldsymbol{\theta}_0 &= \{\mathbf{I}_p + \mathbf{B}(n)\}^{-1} \times \text{higher-order term related to nonlinear bias} \\ &\approx \text{higher-order term related to nonlinear bias},\end{aligned}\tag{8}$$

and hence the bias of JINI is only related to the nonlinear part of the bias of the initial estimator. In Theorem 3 below, we provide a concrete description on how the bias order of JINI is affected by the form of $\mathbf{b}(\boldsymbol{\theta}, n)$. We denote $\mathcal{O}(n^{-\beta_2})$ as the order of the nonlinear part of $\mathbf{b}(\boldsymbol{\theta}, n)$, and $\mathcal{O}(n^{-\beta_3})$ as the order of the higher-order term of the nonlinear part of $\mathbf{b}(\boldsymbol{\theta}, n)$.

Theorem 3: When the initial estimator is consistent, under Assumptions A, B, C in Section 9 and

1. under Assumption C.1 in Section 9, we have $\mathbb{E}(\hat{\boldsymbol{\theta}}) - \boldsymbol{\theta}_0 = \mathcal{O}\{n^{-(\alpha+\beta)}\}$.
2. under Assumption C.2 in Section 9, we have $\mathbb{E}(\hat{\boldsymbol{\theta}}) - \boldsymbol{\theta}_0 = \mathcal{O}\{n^{-(\alpha+\beta_2)}\}$.
3. under Assumption C.3 in Section 9, we have $\mathbb{E}(\hat{\boldsymbol{\theta}}) - \boldsymbol{\theta}_0 = \mathcal{O}\{n^{-\min(2\alpha+\beta_2, \beta_3)}\}$.
4. under Assumption C.4 in Section 9, we have $\mathbb{E}(\hat{\boldsymbol{\theta}}) - \boldsymbol{\theta}_0 = \mathbf{0}$ when n is sufficiently large.

Assumptions C.1 to C.4 make increasingly stronger assumptions on the form of $\mathbf{b}(\boldsymbol{\theta}, n)$ as well as the orders of its linear and nonlinear terms. In short, Assumption C.1 does not require a specific form of $\mathbf{b}(\boldsymbol{\theta}, n)$ except its differentiability. Assumption C.2 requires the leading-order term of $\mathbf{b}(\boldsymbol{\theta}, n)$ to be linear. Assumption C.3 additionally requires that the leading-order term of the nonlinear part of $\mathbf{b}(\boldsymbol{\theta}, n)$ is in quadratic form of $\boldsymbol{\theta}/n$. Assumption C.4 requires $\mathbf{b}(\boldsymbol{\theta}, n)$ to be linear.

When using classical estimators (e.g., MLE) as the initial estimators, we have $\alpha = 1/2, \beta = 1, \beta_2 = 2, \beta_3 = 3$ (see Section 9 for more discussions on these values). In this case, the

bias orders of JINI are simplified to $\mathcal{O}(n^{-3/2})$, $\mathcal{O}(n^{-5/2})$, $\mathcal{O}(n^{-3})$ for the first three results of Theorem 3, indicating that better bias orders of JINI can be obtained by imposing stronger conditions on $\mathbf{b}(\boldsymbol{\theta}, n)$. These results also show that, even under the weakest Assumption C.1, JINI outperforms many existing bias correction methods that only guarantee a bias order of $o(n^{-1})$ (see e.g., Efron, 1975; Firth, 1993; Kosmidis, 2014b). More generally speaking, the first result of Theorem 3 indicates that JINI can reduce the bias of the initial estimator by at least $n^{-\alpha}$, where we recall that α denotes the error rate of the initial estimator. Compared to the first result, the second result replaces β (bias order of the initial estimator) by β_2 (the order of the nonlinear bias of the initial estimator). This illustrates that when the initial estimator is consistent, the bias of JINI is determined by the nonlinear bias of the initial estimator, as suggested by (8). When the bias function of the initial estimator is linear, the fourth result shows that JINI is unbiased when n is large enough, validating our observation that the linear bias of the initial estimator can be completely eliminated by JINI. This is in line with the result of MacKinnon and Smith (1998), where they showed that their linear-bias-correcting estimator (which is closely related to JINI) is unbiased for a scalar parameter whenever the bias function is linear.

In contrast to JINI which eliminates linear bias of the initial estimator, the bias of BBC is primarily determined by the linear term. To provide an illustration, when the bias of the initial estimator has the form in (7), the bias of BBC $\tilde{\boldsymbol{\theta}}$ is given by

$$\begin{aligned} \mathbb{E}(\tilde{\boldsymbol{\theta}}) - \boldsymbol{\theta}_0 &= \mathbf{b}(\boldsymbol{\theta}_0, n) - \mathbb{E}[\mathbf{b}\{\hat{\boldsymbol{\pi}}(\boldsymbol{\theta}_0, n), n\}] \\ &= -\mathbf{B}(n)\mathbf{b}(\boldsymbol{\theta}_0, n) + \text{higher-order term related to nonlinear bias.} \end{aligned}$$

So the linear bias from the initial estimator remains in the bias of BBC. In Supplementary Material L, we formally study the bias of BBC under our assumption framework, and we find that JINI can achieve better bias correction than BBC.

5 Extensions to Increasing Dimensional Settings

In this section, we extend the theoretical results with fixed p presented in Sections 3 and 4 to increasing dimensional settings, where p diverges with n and $p < n$. We leave the technical assumptions with diverging p in supplementary materials, and focus on the interpretation of the results in this section.

Theorem 4: When $p^{1/2}n^{-\alpha} \rightarrow 0$, under the assumptions presented in Supplementary Material E (similar to the ones in Theorem 1), we have $\|\hat{\boldsymbol{\theta}} - \boldsymbol{\theta}_0\|_2 = o_p(1)$.

Theorem 5: Under the assumptions presented in Supplementary Material G (similar to the ones in Theorem 1), when the initial estimator is consistent and $p^{1/2}n^{\alpha-\beta} \rightarrow 0$, for any $\mathbf{s} \in \mathbb{R}^p$ such that $\|\mathbf{s}\|_2 = 1$, we have $n^\alpha \mathbf{s}^\top \boldsymbol{\Sigma}(\boldsymbol{\theta}_0, n)^{-1/2} (\hat{\boldsymbol{\theta}} - \boldsymbol{\theta}_0) \xrightarrow{D} \mathcal{N}(0, 1)$. When the initial estimator is inconsistent and $\max(p^{1/2}n^{\alpha-\beta}, p^2n^{-\alpha}) \rightarrow 0$, we have $n^\alpha \mathbf{s}^\top \{\mathbf{A}(\boldsymbol{\theta}_0)^{-1} \boldsymbol{\Sigma}(\boldsymbol{\theta}_0, n) \mathbf{A}(\boldsymbol{\theta}_0)^{-1}\}^{-1/2} (\hat{\boldsymbol{\theta}} - \boldsymbol{\theta}_0) \xrightarrow{D} \mathcal{N}(0, 1)$.

We recall that $n^{-\alpha}$ denotes the convergence rate of the initial estimator, and $\mathcal{O}(n^{-\beta})$ denotes the order of $\mathbf{b}(\boldsymbol{\theta}, n)$ and is the bias order of the initial estimator when it is consistent. Although the values of α and β may vary due to diverging p , we use $\alpha = 1/2$ and $\beta = 1$ for simplicity to interpret these results. Theorem 4 guarantees the consistency of JINI when $p/n \rightarrow 0$, regardless of inconsistent or consistent initial estimators. As for Theorem 5, its first result establishes the asymptotic normality of JINI based on consistent initial estimators when $p/n \rightarrow 0$. This requirement on p/n is generally weaker than the one needed to ensure the asymptotic normality of the initial estimator (e.g., MLE). For example, He and Shao (2000) studied the asymptotic normality of M-estimators for general parametric models when $p^2 \log(n)n^{-1} \rightarrow 0$. Wang (2011) established the asymptotic normality of the generalized estimating equations estimator when $p^3 n^{-1} \rightarrow 0$. Nevertheless, when the initial estimator is inconsistent, stronger requirement of $p^4 n^{-1} \rightarrow 0$ is needed to ensure the asymptotic normality of JINI, as shown in the second result of Theorem 5. This is reasonable as

more data are needed to compensate the loss of information due to the use of an inconsistent initial estimator. Besides the p/n requirement, the asymptotic normality of JINI based on inconsistent initial estimators also requires the asymptotic normality of $\widehat{\boldsymbol{\pi}}(\boldsymbol{\theta}_0, n) - \boldsymbol{\pi}(\boldsymbol{\theta}_0)$. As an illustration, in Supplementary Material **M** we consider an example of a logistic regression with misclassification (i.e., the same model used in the real data analysis in Section 7), for which we use NMLE (i.e., MLE for a classical logistic regression) as an inconsistent initial estimator of JINI. We show that NMLE is asymptotically normal when $p^2 \log(n) n^{-1} \rightarrow 0$ and under mild conditions on the design.

Theorem 6: When the initial estimator is inconsistent and $p^{1/2} n^{-\alpha} \rightarrow 0$, under the assumptions presented in Supplementary Material **F** (similar to the ones in Theorem 2), for any $\mathbf{s} \in \mathbb{R}^p$ such that $\|\mathbf{s}\|_2 = 1$, we have $\mathbf{s}^T \{\mathbb{E}(\widehat{\boldsymbol{\theta}}) - \boldsymbol{\theta}_0\} = \mathcal{O}(p^2 n^{-2\alpha} + p^{1/2} n^{-\beta})$.

Theorem 7: Suppose that the initial estimator is consistent and $p^{1/2} n^{-\alpha} \rightarrow 0$. Consider any $\mathbf{s} \in \mathbb{R}^p$ such that $\|\mathbf{s}\|_2 = 1$.

1. Under the assumptions considered in Supplementary Material **H** (similar to the ones in the first result of Theorem 3), we have $\mathbf{s}^T \{\mathbb{E}(\widehat{\boldsymbol{\theta}}) - \boldsymbol{\theta}_0\} = \mathcal{O}\{p^{3/2} n^{-(\alpha+\beta)}\}$.
2. Under the assumptions considered in Supplementary Material **I** (similar to the ones in the second result of Theorem 3), we have $\mathbf{s}^T \{\mathbb{E}(\widehat{\boldsymbol{\theta}}) - \boldsymbol{\theta}_0\} = \mathcal{O}\{p^{3/2} n^{-(\alpha+\beta_2)}\}$.
3. Under the assumptions considered in Supplementary Material **J** (similar to the ones in the third result of Theorem 3), we have $\mathbf{s}^T \{\mathbb{E}(\widehat{\boldsymbol{\theta}}) - \boldsymbol{\theta}_0\} = \mathcal{O}\{pn^{-(2\alpha+\beta_2)} + p^{1/2} n^{-\beta_3}\}$.
4. Under the assumptions considered in Supplementary Material **K** (similar to the ones in the fourth result of Theorem 3), we have $\mathbb{E}(\widehat{\boldsymbol{\theta}}) - \boldsymbol{\theta}_0 = \mathbf{0}$ when n is sufficiently large.

Compared to Theorems 2 and 3 respectively, Theorems 6 and 7 show that the bias of JINI may deteriorate due to diverging p , whether the initial estimator is consistent or not. Nevertheless, when the initial estimator is consistent, better bias order of JINI can be obtained

by imposing stronger conditions on the bias function of the initial estimator. For example, when we use MLE as the initial estimator and hence $\alpha = 1/2$ and $\beta_2 = 2$, the second result of Theorem 7 reduces to $\mathcal{O}(p^{3/2}n^{-5/2})$, or simply $o(n^{-1})$ as $p/n \rightarrow 0$. This result is comparable to the bias order of $o(n^{-1})$ achieved by many existing bias correction methods which assume fixed p (see e.g., Efron, 1975; Firth, 1993; Kosmidis, 2014b). Finally, under suitable conditions, JINI can still be unbiased with large enough finite n , even when p is allowed to diverge.

To summarize, in this section we extend the theoretical results of JINI to settings where p is allowed to diverge with n and $p < n$. To the best of our knowledge, these results are the first in the bias correction literature that consider general parametric models with diverging p . Our results provide an explanation for the advantageous finite sample performance of JINI in settings where p is relatively large compared to n , as seen in the numerical examples in Sections 6 and 7.

6 Simulation Studies

In this section, we examine the finite sample performance of JINI. The point estimation performance are evaluated by two metrics: finite sample bias and standard error. Then we construct 95% CI based on asymptotic normality to assess the inference performance, which is evaluated by empirical coverage and average CI length. To be concise, in this section we focus on examples where JINI uses inconsistent initial estimators in order to highlight two key messages: (i) JINI allows to bypass the analytical and/or numerical challenges typically entailed in standard approaches when handling data features (e.g., rounding and misclassification), or in robust estimation. (ii) JINI enjoys advantageous bias correction performance which leads to more accurate coverage. In Supplementary Material N, we consider a logistic regression example where JINI uses MLE as a consistent initial estimator,

and is compared to MLE and BBC. In this example, JINI shows smaller finite sample bias and more accurate coverage than both MLE and BBC, especially in small sample settings.

6.1 Beta Regression with Rounded Responses

Rounding of data is ubiquitous. Indeed, continuous random variables are often rounded and treated as discrete data, for example, due to the precision of experimental instruments or the way in which data are recorded and stored (see e.g., [Bai et al., 2009](#)). Such rounding of data is often neglected in the data analysis procedure, but studies have shown that this can lead to biased or even inconsistent estimation, even when the model is correctly specified (see e.g., [Dong, 2015](#)). In this example, we consider a beta regression (see e.g., [Ferrari and Cribari-Neto, 2004](#)) to model continuous variables defined on $(0, 1)$, such as rates or proportions. In this case, the actual response variable \check{Y}_i with $i = 1, \dots, n$ has a conditional density given by

$$f_{\check{Y}_i|\mathbf{x}}(y_i, \mathbf{x}_i, \boldsymbol{\beta}, \phi) = \frac{\Gamma(\phi)}{\Gamma(\mu_i\phi)\Gamma\{(1-\mu_i)\phi\}} y_i^{\mu_i\phi-1} (1-y_i)^{(1-\mu_i)\phi-1},$$

where $\Gamma(\cdot)$ is the gamma function. We define $\mu_i \equiv \mathbb{E}(\check{Y}_i|\mathbf{x}_i) = \exp(\mathbf{x}_i^T \boldsymbol{\beta}) / \{1 + \exp(\mathbf{x}_i^T \boldsymbol{\beta})\}$, $\phi > 0$ is the precision parameter such that $\text{var}(\check{Y}_i|\mathbf{x}_i) = \mu_i(1-\mu_i)/(1+\phi)$, \mathbf{x}_i is the $(p+1)$ -dimensional fixed covariate vector and $\boldsymbol{\beta}$ is the regression coefficient. Instead of observing \check{Y}_i , we observe a rounded Y_i given by $Y_i \equiv \sum_{j=0}^{10} \frac{j}{10} I\left(\frac{j}{10} - 0.05 \leq \check{Y}_i < \frac{j}{10} + 0.05\right)$, where $I(\cdot)$ is the indicator function. We assume that the rounding mechanism is known a priori. Moreover, we consider $x_{i,0} = 1$ (i.e., intercept) and $x_{i,j}$ as realizations of $\mathcal{N}(0, 2n^{-1/2})$ for $j = 1, \dots, p$. The true parameter values are

$$\boldsymbol{\beta}_0 = (-0.5, \underbrace{1, \dots, 1}_5, \underbrace{-2, \dots, -2}_5, \underbrace{3, \dots, 3}_5, \underbrace{-0.1, 0.1, \dots, -0.1, 0.1, -0.1}_{p-15})^T \quad \text{and} \quad \phi_0 = 10.$$

We consider three settings: (i) $p = 50, n = 200$, (ii) $p = 60, n = 500$, and (iii) $p = 70, n = 1000$, so that we can study the asymptotic behaviors of the estimators. 10,000 Monte Carlo

replications are considered.

In this simulation, we compare the finite sample performance of MLE and JINI. MLE is computed using the EM algorithm. More precisely, the E step at the k^{th} iteration defines the conditional expectation of the log-likelihood function of $(\boldsymbol{\beta}^{\text{T}}, \phi)^{\text{T}}$ with respect to the conditional distribution of $\check{\mathbf{Y}} \equiv (\check{Y}_1, \dots, \check{Y}_n)^{\text{T}}$ given $\mathbf{Y} \equiv (Y_1, \dots, Y_n)^{\text{T}}$ and the current estimates $\boldsymbol{\beta}^{(k)}$ and $\phi^{(k)}$. The following M step finds $\boldsymbol{\beta}^{(k+1)}$ and $\phi^{(k+1)}$ that maximize the conditional expectation defined in the E step. Naturally, if a more complicated rounding mechanism is used, the conditional expectation of the log-likelihood considered in the E step may have no closed-form expression and approximations may be needed. Alternatively, we implement JINI based on NMLE (i.e., MLE of a classical beta regression). NMLE is inconsistent as it neglects rounding and treats Y_i as the true response variable, but is easily computable using the readily available `betareg` function in the `betareg` R package. Since Y_i can take values of 0 and 1, we consider a transformation $\{Y_i(n-1) + 0.5\}/n$ as the input response variable in the `betareg` function (see e.g., [Cribari-Neto and Zeileis, 2010](#)). In this case, JINI is easier to obtain than MLE as it avoids the analytical computation of the likelihood function as well as the EM procedure.

The point estimation performance is summarized in Figure 1, which shows that MLE is severely biased, especially for the parameter ϕ . In contrast, JINI shows a negligible bias for $\boldsymbol{\beta}$ and a much smaller bias for ϕ in all three settings. Moreover, both estimators have comparable standard errors, highlighting that the bias correction of JINI does not come at a price of an increased variance. As n increases, both estimators show decreasing biases and standard errors, suggesting their consistency.

We further construct 95% CIs for $\boldsymbol{\beta}$ to compare the coverage accuracy of both estimators. Specifically, we estimate the asymptotic variances of both estimators by parametric bootstrap with 100 bootstrapped samples, and construct the CIs based on their asymptotic normality. The inference results for $\boldsymbol{\beta}$ are presented in Figure 2. We can see that JINI has a marginally

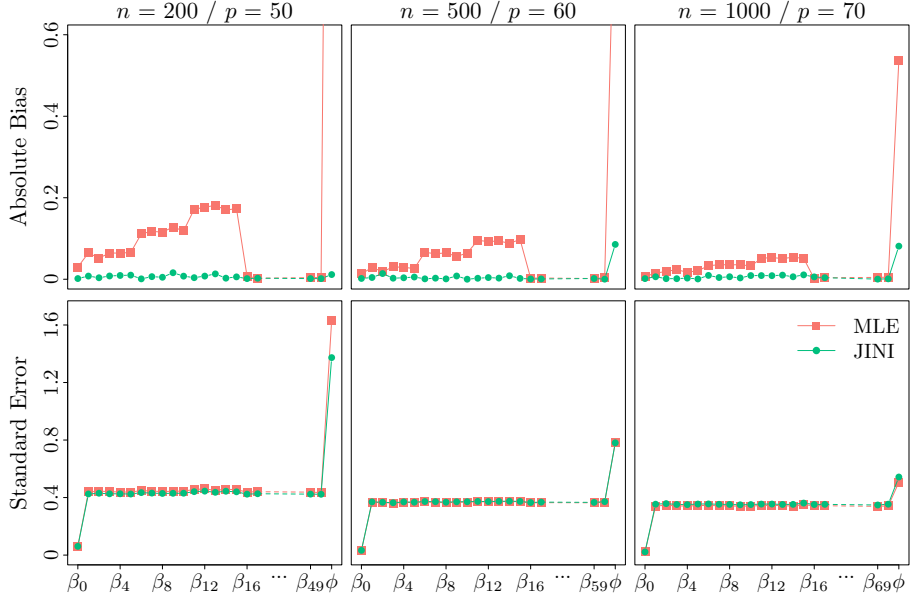


Figure 1: Estimation results for β and ϕ for the beta regression with rounded responses presented in Section 6.1.

inflated average CI length compared to MLE, but the difference decreases as n increases. However, the narrower CI by MLE is not sufficiently precise, in that its coverage is lower than the nominal level. In contrast, JINI presents more accurate coverage, due to its negligible bias hence precise variance calculation, especially when n is relatively small.

6.2 Robust Logistic Regression

Data contamination is frequently encountered in practice. For binary data, it is often associated with misclassification, in the sense that the positive responses can be taken as negative and vice versa. When we have enough prior knowledge about the misclassification mechanism, we can include it into the model, as considered in Section 7. When a small amount of data contamination may exist but no prior knowledge is available, the use of a robust estimation approach can be beneficial in order to limit the potential influence of the contamination. General accounts of robust statistics can be found, for example, in [Huber \(1981\)](#); [Hampel et al. \(1986\)](#).

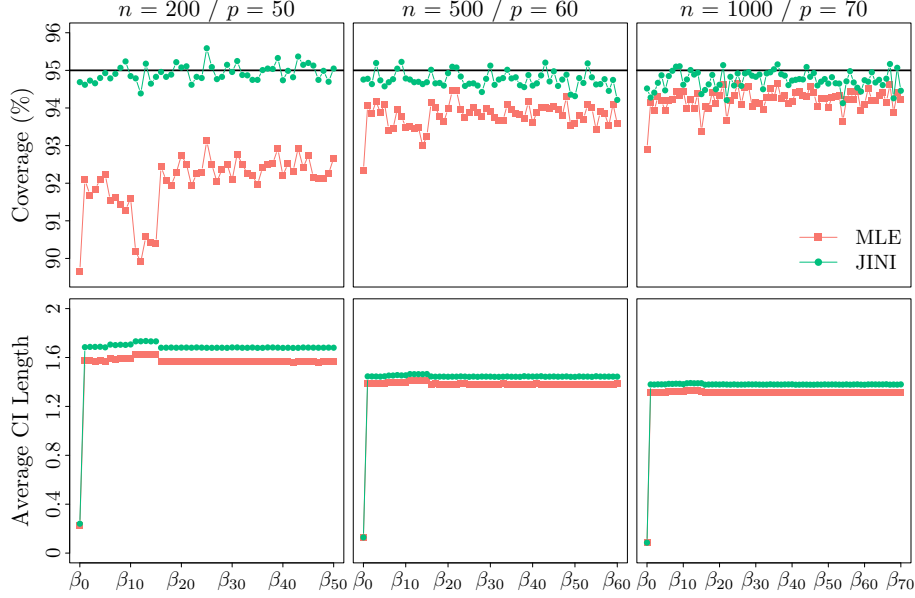


Figure 2: Inference results for β for the beta regression with rounded responses presented in Section 6.1.

In this section, we consider a logistic regression where the response variable Y_i is generated from a Bernoulli distribution with $\mu_i(\beta) \equiv \text{pr}(Y_i = 1|\mathbf{x}_i) = \exp(\mathbf{x}_i^T \beta) / \{1 + \exp(\mathbf{x}_i^T \beta)\}$, where \mathbf{x}_i is the $(p+1)$ -dimensional fixed covariate vector, β is the regression coefficient, and $i = 1, \dots, n$. Different robust estimators have been proposed for logistic regression (see e.g., Bianco and Yohai, 1996; Cantoni and Ronchetti, 2001; Victoria-Feser, 2002; Cizek, 2008). For example, Cantoni and Ronchetti (2001) proposed a robust M-estimator for generalized linear models as the solution to the following estimating equation:

$$\sum_{i=1}^n \left[\psi_c(r_i) w(\mathbf{x}_i) \frac{(\partial/\partial \beta) \mu_i(\beta)}{\sqrt{\mu_i(\beta) \{1 - \mu_i(\beta)\}}} - \mathbf{c}_1(\beta) \right] = \mathbf{0}, \quad (9)$$

where $\psi_c(\cdot)$ is the Huber function with tuning constant c that is chosen to balance the robustness and asymptotic efficiency loss. r_i is the Pearson residual, $w(\cdot)$ is a weight function on the design, and $\mathbf{c}_1(\beta)$ is the Fisher consistency correction term defined as $\mathbf{c}_1(\beta) \equiv n^{-1} \sum_{i=1}^n \mathbb{E}\{\psi_c(r_i)\} w(\mathbf{x}_i) [\mu_i(\beta) \{1 - \mu_i(\beta)\}]^{-1/2} (\partial/\partial \beta) \mu_i(\beta)$. An alternative robust estimator is the Weighted MLE (WMLE) (see e.g., Field and Smith, 1994; Dupuis and

Morgenthaler, 2002) defined as the solution to the following estimating equation:

$$\sum_{i=1}^n \{w_c(d_i)\mathbf{s}(\boldsymbol{\beta}|y_i, \mathbf{x}_i) - \mathbf{c}_2(\boldsymbol{\beta})\} = \mathbf{0}, \quad (10)$$

where $w_c(\cdot)$ is a bounded weight function with tuning constant c , $\mathbf{s}(\boldsymbol{\beta}|y_i, \mathbf{x}_i)$ is the score function, $d_i \equiv \|\mathbf{s}(\boldsymbol{\beta}|y_i, \mathbf{x}_i)\|_2$, and $\mathbf{c}_2(\boldsymbol{\beta})$ is the Fisher consistency correction term defined as $\mathbf{c}_2(\boldsymbol{\beta}) \equiv n^{-1} \sum_{i=1}^n \mathbb{E}\{w_c(d_i)\mathbf{s}(\boldsymbol{\beta}|y_i, \mathbf{x}_i)\}$. These classical robust estimators are generally difficult to compute due to the correction terms (see $\mathbf{c}_1(\boldsymbol{\beta})$ in (9) and $\mathbf{c}_2(\boldsymbol{\beta})$ in (10) as examples) that are often analytically and/or numerically intractable, whereas removing them from the estimating equations will render inconsistent estimators.

To circumvent these difficulties typically encountered in the classical robust estimation approach, we propose to construct a robust JINI using a Naive WMLE (NWMLE) as the initial estimator. This NWMLE is the solution to $\sum_{i=1}^n w_c(d_i)\mathbf{s}(\boldsymbol{\beta}|y_i, \mathbf{x}_i) = \mathbf{0}$, i.e., neglecting $\mathbf{c}_2(\boldsymbol{\beta})$ from (10). Although NWMLE is inconsistent, it is significantly simpler to compute, at a computational cost the same as to compute MLE. Moreover, we propose to use the Tukey’s biweight function (see Beaton and Tukey, 1974) given by $w_c(d) = \{1 - (d/c)^2\}^2 I(d \leq c)$. Unlike the Huber weight function, the Tukey’s biweight function is redescending in the sense that the weights become zero when $d > c$, hence it is not needed to further assign weights on the design.

We evaluate the performance of our proposed robust JINI at the model (see e.g., Hampel et al., 1986), i.e., when the data are generated from a logistic regression without contamination. We compare it to three benchmark estimators: (i) MLE, which is not robust but is more efficient (asymptotically) than any robust estimator at the model. (ii) The robust M-estimator proposed by Cantoni and Ronchetti (2001), i.e., the solution to (9). We call it CR for simplicity and use its implementation in the `glmrob` function in the `robustbase` R package. (iii) The robust estimator proposed by Bianco and Yohai (1996), which we refer to as BY. Compared to CR which is developed for generalized linear models, BY is developed

specifically for logistic regression. Its implementation is also available in the `glmrob` function in R.

In this simulation, we consider $x_{i,0} = 1$ (i.e., intercept) and the $n \times p$ covariate matrix $\mathbf{X} = \tilde{\mathbf{X}}\mathbf{\Omega}$, where $\tilde{x}_{i,j}$ is a realization of $\mathcal{N}(0, 4n^{-1/2})$, and $\mathbf{\Omega}$ is the lower triangular Cholesky decomposition matrix of a $p \times p$ Toeplitz matrix whose first row is $(1, 0.8, 0.8^2, \dots, 0.8^{p-1})$. This choice of covariates is to ensure that $\mu_i(\boldsymbol{\beta})$ is not trivially equal to either 0 or 1, and that the size of the log-odds ratio does not increase with n . The true parameter values are $\boldsymbol{\beta}_0 = (0.3, -2, -4, 0, \dots, 0)^\top$. Although $\boldsymbol{\beta}_0$ is sparse, we note that there is no variable selection conducted in our analysis and a non-sparse choice of $\boldsymbol{\beta}_0$ can lead to similar results. We consider three settings of p and n : (i) $p = 20, n = 200$, (ii) $p = 30, n = 400$, and (iii) $p = 40, n = 800$. The tuning constant c is 2.8, 2.6 and 2.2 respectively for robust JINI with Tukey's biweight function, such that it corresponds to approximately 95% efficiency of MLE. 10,000 Monte Carlo replications are considered for each setting.

Figure 3 summarizes the estimation performance of all estimators. We do not include CR in the first setting due to its unstable performance. We can clearly see that robust JINI has much smaller bias and standard error compared to the others, especially in the first setting where p/n is the largest. In particular, robust JINI outperforms MLE, despite the fact that MLE is more (asymptotically) efficient than robust estimators at the model (i.e., with no data contamination). The other robust estimators have larger biases and standard errors than MLE, with BY slightly outperforming CR.

We also compare the inference performance of these estimators by comparing their 95% CIs, which are constructed based on the asymptotic normality of each estimator. The asymptotic covariance matrix is estimated using plug-in for MLE, using parametric bootstrap with 100 bootstrapped samples for robust JINI, and using the estimates from the `glmrob` R function for BY and CR.

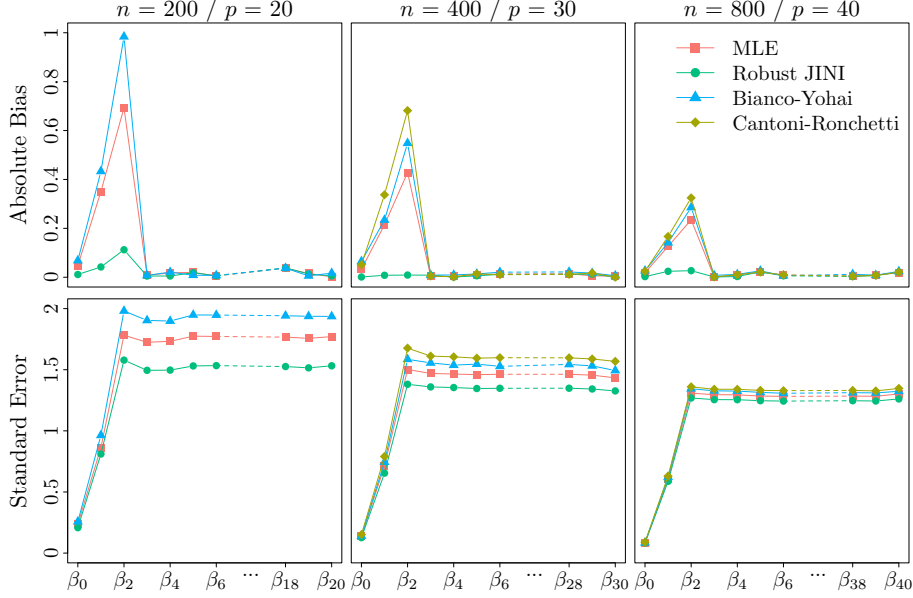


Figure 3: Estimation results for the robust logistic regression presented in Section 6.2.

The inference performance is summarized in Figure 4, in which we do not include CR in the first setting due to its numerical instability. In all settings, robust JINI has accurate coverage and small average CI length. MLE and CR have comparable average CI lengths, but their CIs have coverages significantly lower than 95% for all parameters, especially when p/n is large. BY does not perform as well as JINI in the first setting, as it has a heavily inflated average CI length which results in conservative coverage. In the second and third settings, it has similar or slightly worse performance compared to JINI. Overall, JINI is the most reliable robust estimator in this example in that it has small bias, accurate coverage, and small average CI length in all settings, especially when p/n is large.

In order to highlight that our approach allows to construct a robust estimator in a more straightforward manner than the classical approach, in Supplementary Material O we consider another simulation on a Pareto regression for which, to the extent of our knowledge, no robust estimator exists. We find that when there is no data contamination, the proposed robust JINI based on NWMLE shows negligible bias and a standard error comparable to MLE. When data are contaminated, the performance of robust JINI remains stable (with

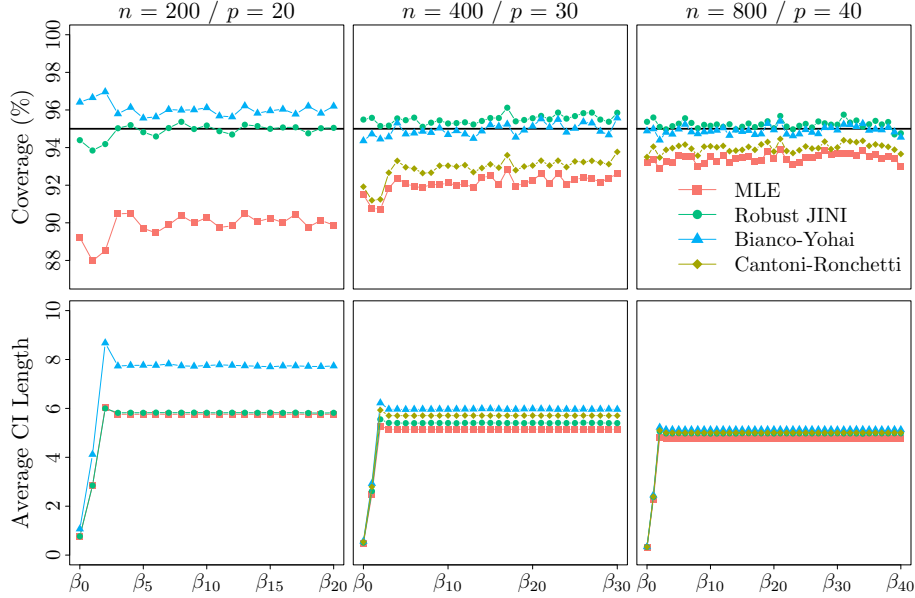


Figure 4: Inference results for the robust logistic regression presented in Section 6.2.

negligible bias and similar standard error) and is much better than MLE, suggesting its robustness to data contamination.

7 Alcohol Consumption Data Analysis

Alcohol consumption is a significant concern for public health. Its measurements are mostly collected using self-reporting questionnaires (see e.g., [Bush et al., 1998](#)), which typically suffer from measurement errors. Indeed, when completing questionnaires, participants often tend to under report their alcohol consumption levels when they consume a large amount of alcohol, whereas those who do not consume much alcohol generally report the truth. This phenomenon is mainly due to the social desirability (see e.g., [Davis et al., 2010](#)). Consequently, the alcohol consumption data typically display a non-negligible False Negative Rate (FNR), whereas it is often reasonable to think that the False Positive Rate (FPR) is nil or negligible.

FNR and FPR could, in principle, be estimated using MLE (see e.g., [Hausman et al., 1998](#)).

However, a considerably large sample size is necessary to ensure reliable estimates. For example, [Liu and Zhang \(2017\)](#) found that $n = 500$ is already too small to accurately estimate FNR and FPR for a logistic regression with four predictors. Alternative to the likelihood approach, some studies have investigated the potential FNR when using self-reporting questionnaires in the context of alcohol consumption, and suggested a range between 3% to 10% (see e.g., [Frank et al., 2008](#); [Albright et al., 2021](#)).

In this section, we consider the data collected during the 2005-2006 school year from two public schools in Portugal. The data were originally collected and first analyzed in [Cortez and Silva \(2008\)](#) to study the performance of secondary school students in Mathematics and Portuguese language. The data came from two sources: school recordings (e.g., grades, number of school absences) and self-reporting questionnaires (e.g., workday and weekend alcohol consumption, parents' jobs, quality of family relationships). In this analysis, we use the dataset in Mathematics with 395 observations to study students' alcohol consumption levels using a logistic regression. Since both workday and weekend alcohol consumptions take five scales (i.e., very low, low, medium, high, very high), we combine them into binary outcomes to denote students' alcohol consumption levels. The level is low with value 0 only if the workday alcohol consumption is very low and the weekend alcohol consumption is very low or low. The remaining 44 attributes, which include binary, numeric and categorical types, are used as regressors. More details on the data description can be found in [Table 2](#) in [Supplementary Material P](#). Given that most measurements are self reported, we assume a true FNR of 5%, a reasonable value in light of existing studies, and zero FPR. A sensitivity analysis on how the assumed FNR on a range from 3% to 10% influences the estimation performance is presented in [Figure 10](#) in [Supplementary Material P](#), and the same conclusions can be drawn as in this section.

In this study, we consider two estimators: MLE and JINI which uses NMLE (i.e., MLE for a classical logistic regression which neglects FNR) as the initial estimator. We also

construct 95% CIs based on asymptotic normality to compare their inference performance. To estimate the asymptotic covariance matrix, we use plug-in for the one of MLE, and parametric bootstrap with 100 bootstrapped samples for the one of JINI.

Based on this real dataset on alcohol consumption, we first conduct a numerical experiment in Section 7.1. This study shows that JINI outperforms MLE in terms of both point estimation and inference, and allows to better understand the discrepancy of these approaches in the real data analysis presented in Section 7.2.

7.1 Numerical Experiment

In this section, we conduct a simulation based on the real data on alcohol consumption for a logistic regression with zero FPR and 5% FNR. The covariates include the intercept and the 44 attributes from the real data. The true parameter values are set to be the ones estimated by JINI on the real data. We compare the performance of MLE and JINI based on 10,000 Monte Carlo replications, and the results are summarized in Figure 5.

In Figure 5, we first observe that MLE is considerably biased for most parameters, whereas JINI appears nearly unbiased for all parameters. JINI also has smaller standard errors than MLE for all parameters, indicating that its advantageous bias correction performance does not come at an expense of an increased variance. As for inference, the CIs of JINI show more accurate and conservative empirical coverages than the ones of MLE, with comparable average CI lengths. Indeed, for all parameters the coverages of JINI maintain at least 95%, whereas MLE always shows less than 95% coverage. In particular, the coverages for β_1 to β_7 , the parameters corresponding to the significant covariates in the real data, are particularly poor for MLE. This example illustrates that the negligible bias of JINI provides a more reliable basis for accurate inference compared to MLE.

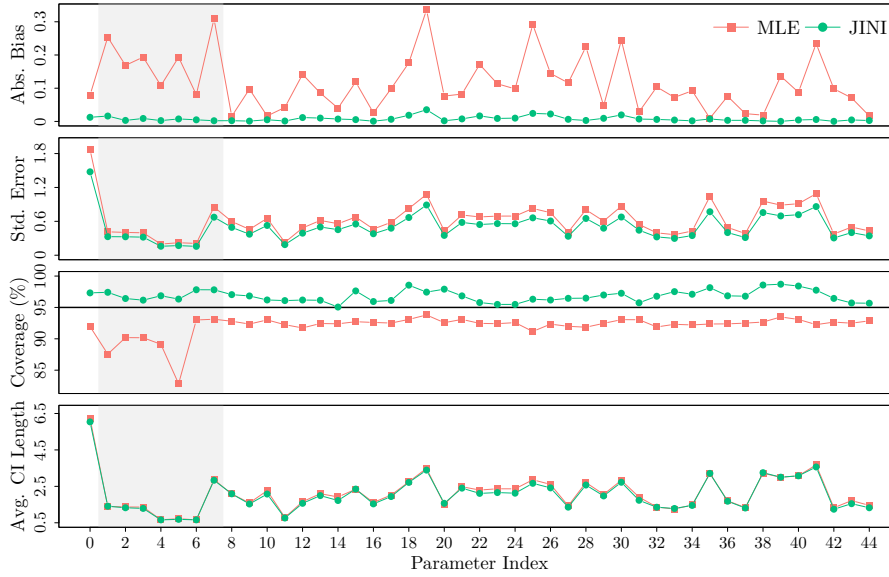


Figure 5: Estimation and inference results for the logistic regression with misclassification presented in Section 7.1. The shaded area covers the parameters corresponding to covariates that are found significant by either MLE or JINI in the real data analysis presented in Section 7.2.

7.2 Real Data Analysis

In this section, we fit the logistic regression with zero FPR and 5% FNR on the real alcohol consumption dataset, and compute the estimates and 95% CIs of MLE and JINI. The complete results are provided in Figure 11 in Supplementary Material P. In Figure 6, we focus on the parameters which correspond to the covariates found significant by either MLE or JINI, i.e., the ones whose CIs do not cover zero.

In Figure 6, we can see that both MLE and JINI identify x_1 to x_5 to have significant associations to students' alcohol consumption levels. MLE also detects x_6 and x_7 as significant, but JINI does not. In the simulation based on this real dataset presented in Section 7.1, we observe that the severe bias of MLE renders unreliable inference. So it is reasonable to conjecture that MLE falsely identifies x_6 and x_7 to be significant due to its severe biases on β_6 and β_7 in this real data analysis. Overall, these results suggest the adequacy of JINI in practical applications, since its advantageous bias correction property allows more reliable

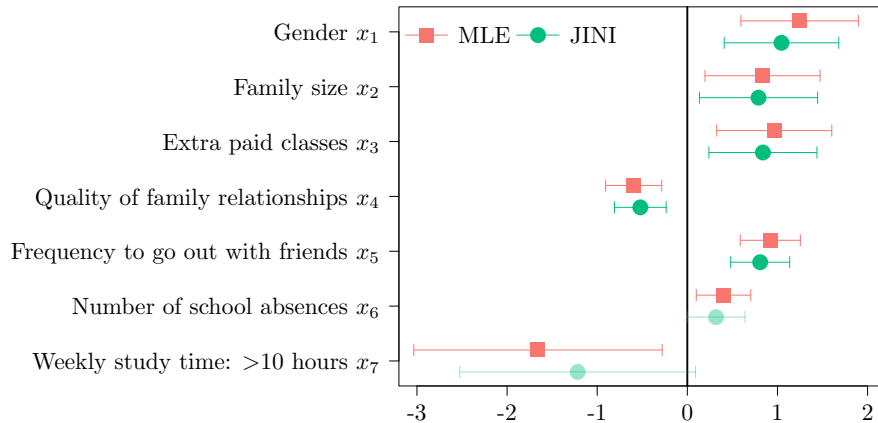


Figure 6: Point estimates and 95% CIs for the real alcohol consumption data analysis presented in Section 7.2. Only parameters corresponding to covariates that are found significant by either MLE or JINI are included. When the CI does not cover zero, its color is solid. When the CI covers zero, its color is transparent.

inference.

8 Conclusions

In this paper, we propose a reliable estimation and inference approach for parametric models based on JINI. We investigate the properties of JINI, including consistency, asymptotic normality and its bias correction property. The main merit of JINI is that it can be constructed in a simple manner, while providing bias correction guarantees that lead to accurate inference. Extended results to settings where p diverges with n and $p < n$ are also included, which (to the best of our knowledge) are the first in the literature that considers bias correction for general parametric models with diverging p . Our results provide the theoretical foundation to explain the advantageous finite sample performance of JINI, especially in small sample settings. Our approach is particularly useful, for example, to handle data features (e.g., misclassification and rounding), or to construct robust estimators, as demonstrated in our simulation studies and an alcohol consumption data analysis.

Various extensions are worth investigating following our work. For example, a natural methodological extension is to go beyond parametric models to semi-parametric models or non-parametric models, or to consider high dimensional parameters (i.e., $p \gg n$) in parametric models.

9 Technical Conditions

In this section, we present and discuss the conditions used to establish the results of JINI in Sections 3 and 4 when the parameter dimension p is fixed.

Assumption A: The parameter space Θ is a compact convex subset of \mathbb{R}^p and $\theta_0 \in \text{Int}(\Theta)$.

Assumption A is a commonly used regularity condition in settings where estimators have no closed-form solutions (see e.g., White, 1982; Newey and McFadden, 1994).

Assumption B: There exists some $\alpha > 0$ such that $\mathbf{v}(\theta_0, n) = \mathcal{O}_p(n^{-\alpha})$.

Assumption B is typically satisfied, for example, when $\sqrt{n}\{\hat{\boldsymbol{\pi}}(\theta_0, n) - \boldsymbol{\pi}(\theta_0)\}$ is asymptotically normal. For example, Brillinger (1983) showed that, under certain conditions on the regressor \mathbf{x} , the ordinary least squares estimator is asymptotically normal for a model in which the conditional mean of the response variable is $g(\mathbf{x}^T \theta_0)$ with an unknown nonlinear function $g(\cdot)$. Brillinger (1983) also noted a broad applicability of their results on models such as logistic regression, censored regression (see e.g., Greene, 1981; Nelson, 1981), and Cox proportional hazards model (see e.g., Cox, 1972). Li and Duan (1989) studied that, under appropriate conditions and allowing the true link function to be arbitrary, any MLE is asymptotically normal even if it might be based on a misspecified link function. They also highlighted that distributional violation can be seen as a special kind of link violation, implying a general applicability of their results. Other examples include Huber (1967); White (1982); Czado and Santner (1992). In these cases where $\hat{\boldsymbol{\pi}}(\theta_0, n)$ is asymptotically normal, by the decomposition

of $\hat{\boldsymbol{\pi}}(\boldsymbol{\theta}_0, n)$ in (1) we directly establish $\mathbf{v}(\boldsymbol{\theta}_0, n) = \mathcal{O}_p(n^{-1/2})$, i.e., Assumption B is satisfied with $\alpha = 1/2$.

Assumption C: There exists some $\beta > \alpha$, where α is defined in Assumption B, such that $\mathbf{b}(\boldsymbol{\theta}, n) = \mathcal{O}(n^{-\beta})$ uniformly for $\boldsymbol{\theta} \in \Theta$.

Assumption C ensures that the rate of the finite sample bias is dominated by the error rate. For example, when the initial estimator is MLE for a possibly misspecified model, we have $\mathbb{E}\{\hat{\boldsymbol{\pi}}(\boldsymbol{\theta}_0, n)\} - \boldsymbol{\pi}(\boldsymbol{\theta}_0) = \mathcal{O}(n^{-1})$ under regularity conditions (see e.g., Cox and Snell, 1968; Cox and Hinkley, 1979), and thus it is reasonable to consider $\beta = 1$ in Assumption C. Moreover, the uniform convergence is a standard regular condition (see e.g., Newey and McFadden, 1994) that allows, for example, to guarantee $\mathbf{b}(\hat{\boldsymbol{\theta}}, n) \xrightarrow{P} \mathbf{0}$.

Assumption D: The function $\boldsymbol{\pi}(\boldsymbol{\theta})$ is injective. Moreover, it is twice continuously differentiable with $\mathbf{A}(\boldsymbol{\theta}_0) \equiv \partial\boldsymbol{\pi}(\boldsymbol{\theta}_0)/\partial\boldsymbol{\theta}$ to be full rank.

The injection condition on the non-stochastic limit $\boldsymbol{\pi}(\boldsymbol{\theta})$ is a standard regularity condition to ensure identifiability (see e.g., Gouriéroux et al., 2000; Guerrier et al., 2019). Lower level conditions to ensure identifiability can, for example, be found in Komunjer (2012) and the reference therein. The second part of Assumption D essentially requires that $\boldsymbol{\pi}(\boldsymbol{\theta})$ is relatively smooth. This can be satisfied, for example, when data exhibit features such as censoring or misclassification (see e.g., Greene, 1981). Moreover, the full rank condition on $\mathbf{A}(\boldsymbol{\theta}_0)$ is often considered, for example, in indirect inference (see e.g., Gouriéroux et al., 1993). We highlight that an injective and continuous $\boldsymbol{\pi}(\boldsymbol{\theta})$ suffices to ensure the consistency of JINI.

Assumption E: The initial estimator satisfies $n^\alpha \boldsymbol{\Sigma}(\boldsymbol{\theta}_0, n)^{-1/2} \{\hat{\boldsymbol{\pi}}(\boldsymbol{\theta}_0, n) - \boldsymbol{\pi}(\boldsymbol{\theta}_0)\} \xrightarrow{D} \mathcal{N}(\mathbf{0}, \mathbf{I}_p)$, where α is defined in Assumption B and $\boldsymbol{\Sigma}(\boldsymbol{\theta}_0, n)$ is a $p \times p$ covariance matrix. Moreover, the limit of $\boldsymbol{\Sigma}(\boldsymbol{\theta}_0, n)$ as $n \rightarrow \infty$ exists and is positive definite.

Assumption E requires the asymptotic normality of the initial estimator at a convergence

rate of $n^{-\alpha}$. As discussed earlier for Assumption **B**, when we use, for example, MLE based on a possibly misspecified model as the initial estimator (see e.g., [Li and Duan, 1989](#)), we have $\sqrt{n}\{\hat{\boldsymbol{\pi}}(\boldsymbol{\theta}_0, n) - \boldsymbol{\pi}(\boldsymbol{\theta}_0)\}$ to be asymptotically normal. This assumption is only needed to establish the asymptotic normality of JINI.

Remark B: We can require $n^\alpha \boldsymbol{\Sigma}(\boldsymbol{\theta}_0, n)^{-1/2} \{\hat{\boldsymbol{\pi}}(\boldsymbol{\theta}_0, n) - \boldsymbol{\pi}(\boldsymbol{\theta}_0)\} \xrightarrow{D} \mathbf{Z}$ in Assumption **E**, where \mathbf{Z} is a p -dimensional random variable whose distribution function does not depend on $\boldsymbol{\theta}$. In this case, JINI satisfies $n^\alpha \{\mathbf{A}(\boldsymbol{\theta}_0)^{-1} \boldsymbol{\Sigma}(\boldsymbol{\theta}_0, n) \mathbf{A}(\boldsymbol{\theta}_0)^{-1}\}^{-1/2} (\hat{\boldsymbol{\theta}} - \boldsymbol{\theta}_0) \xrightarrow{D} \mathbf{Z}$. In other words, the asymptotic distribution of JINI depends on that of the initial estimator. This is of particular interest when the initial estimator converges in distribution to a non-normal random variable. See, for example, [Smith \(1985\)](#) for a detailed discussion on nonregular situations where MLE is not asymptotically normal. We prove this generalized result in supplementary materials, but we focus on asymptotic normality in the main article for simplicity of presentation.

The rest of the assumptions are only used when the initial estimator is consistent. In this case, $\mathbf{b}(\boldsymbol{\theta}, n)$ represents the bias of the initial estimator, and hence its order is the bias order of the initial estimator. We define the closed ball centered at $\boldsymbol{\theta}_0$ with radius $\epsilon > 0$ as $\mathcal{B}(\boldsymbol{\theta}_0, \epsilon) \equiv \{\boldsymbol{\theta} \in \Theta : \|\boldsymbol{\theta} - \boldsymbol{\theta}_0\|_2 \leq \epsilon\}$.

Assumption C.1: The bias function $\mathbf{b}(\boldsymbol{\theta}, n)$ is differentiable in $\boldsymbol{\theta} \in \mathcal{B}(\boldsymbol{\theta}_0, \epsilon)$ with some $\epsilon > 0$. Moreover, for all $i = 1, \dots, p$, we have $\partial b_i(\boldsymbol{\theta}, n)/\partial \boldsymbol{\theta} = \mathcal{O}(n^{-\beta})$ uniformly for $\boldsymbol{\theta} \in \mathcal{B}(\boldsymbol{\theta}_0, \epsilon)$, where β is defined in Assumption **C**.

Assumption **C.1** only requires $\mathbf{b}(\boldsymbol{\theta}, n)$ to be differentiable in a small neighborhood of $\boldsymbol{\theta}_0$, with the order of the derivative at least the same as the bias order of the initial estimator.

Assumption C.2: The bias function $\mathbf{b}(\boldsymbol{\theta}, n)$ can be expressed as

$$\mathbf{b}(\boldsymbol{\theta}, n) = \left\{ \sum_{j=1}^p b_{ij} \frac{\theta_j}{n^{\beta_i}} \right\}_{i=1, \dots, p} + \mathbf{r}(\boldsymbol{\theta}, n) + \mathbf{c}(n),$$

where $b_{ij} \in \mathbb{R}$, $\beta_1 \geq \beta$ with β defined in Assumption C, and $\mathbf{c}(n) \in \mathbb{R}^p$. $\mathbf{r}(\boldsymbol{\theta}, n) \in \mathbb{R}^p$ contains all the nonlinear terms of $\boldsymbol{\theta}$, and is differentiable in $\boldsymbol{\theta} \in \mathcal{B}(\boldsymbol{\theta}_0, \epsilon)$ with some $\epsilon > 0$. For all $i = 1, \dots, p$, we have $\partial r_i(\boldsymbol{\theta}, n)/\partial \boldsymbol{\theta} = \mathcal{O}(n^{-\beta_2})$ uniformly for $\boldsymbol{\theta} \in \mathcal{B}(\boldsymbol{\theta}_0, \epsilon)$, and $\beta_2 \geq \beta$.

Assumption C.2 requires that the leading-order term of the bias of the initial estimator is linear. This can be satisfied with $\beta_1 = 1$ and $\beta_2 = 2$, for example, when the initial estimator is MLE under regularity conditions (see e.g., Cox and Snell, 1968; Mardia et al., 1999; Cordeiro and Barroso, 2007).

Assumption C.3: The bias function $\mathbf{b}(\boldsymbol{\theta}, n)$ can be expressed as

$$\mathbf{b}(\boldsymbol{\theta}, n) = \left\{ \sum_{j=1}^p b_{ij} \frac{\theta_j}{n^{\beta_1}} + \sum_{k=1}^p \sum_{l=1}^p r_{ikl} \frac{\theta_k \theta_l}{n^{\beta_2}} \right\}_{i=1, \dots, p} + \mathcal{O}(n^{-\beta_3}) + \mathbf{c}(n),$$

with $b_{ij} \in \mathbb{R}$, $r_{ikl} \in \mathbb{R}$, $\mathbf{c}(n) \in \mathbb{R}^p$ and $\min(\beta_1, \beta_2, \beta_3) \geq \beta$, where β is defined in Assumption C.

Assumption C.3 essentially employs a Taylor expansion on the leading-order terms of $\mathbf{b}(\boldsymbol{\theta}, n)$ as a function of $\boldsymbol{\theta}/n$. This can be satisfied, for example, when $\mathbf{b}(\boldsymbol{\theta}, n)$ is a sufficiently smooth function of $\boldsymbol{\theta}/n$. Similar approximations are commonly used when the bias function has no closed-form expression (see e.g., Tibshirani and Efron, 1993). When $\beta_1 = 1$, $\beta_2 = 2$ and $\beta_3 = 3$, this assumption corresponds to the condition used in Guerrier et al. (2019).

Assumption C.4: The bias function $\mathbf{b}(\boldsymbol{\theta}, n)$ can be expressed as

$$\mathbf{b}(\boldsymbol{\theta}, n) = \left\{ \sum_{j=1}^p b_{ij} \frac{\theta_j}{n^{\beta_1}} \right\}_{i=1, \dots, p} + \mathbf{c}(n),$$

with $b_{ij} \in \mathbb{R}$, $\mathbf{c}(n) \in \mathbb{R}^p$ and $\beta_1 \geq \beta$, where β is defined in Assumption C.

Assumption C.4 requires $\mathbf{b}(\boldsymbol{\theta}, n)$ to be linear. A simple example that satisfies this condition is MLE of a uniform distribution. The results of Sur and Candès (2019) suggest that the

bias of MLE for a logistic regression is linear under suitable design conditions. In general, a linear bias function may often be a reasonable approximation (see e.g., [MacKinnon and Smith, 1998](#)).

SUPPLEMENTARY MATERIALS

A Proof of Theorem 1

The consistency result in Theorem 1 is a special case of Theorem 4 with fixed p . Please refer to Section E for the proof of Theorem 4.

The asymptotic normality result in Theorem 1 is a special case of Theorem 5 with fixed p . Please refer to Section G for the proof of Theorem 5.

B Proof of Theorem 2

Theorem 2 is a special case of Theorem 6 with fixed p . Please refer to Section F for the proof of Theorem 6.

C Proof of Theorem 3

Theorem 3 is a special case of Theorem 7 with fixed p . Please refer to Sections H, I, J, K respectively for the proof of the first to the fourth results of Theorem 7.

D Assumptions in increasing dimensions

In this section, we list the assumptions in increasing dimensional settings, i.e., p is allowed to diverge with n and $p < n$. In particular, Assumption X presented in Section 9 of the paper corresponds to Assumption S.X when p is fixed, with X to be A, B, C, E, C.1, C.2,

C.3, C.4. Assumption D in Section 9 corresponds to the combination of Assumptions S.D.1 and S.D.2 when p is fixed.

Assumption D.4: For any p , the parameter space Θ is a compact convex subset of \mathbb{R}^p and $\theta_0 \in \text{Int}(\Theta)$.

Assumption E.4: There exists some $\alpha > 0$ such that $\|\mathbf{v}(\theta_0, n)\|_2 = \mathcal{O}_p(p^{1/2}n^{-\alpha})$ and $p^{1/2}n^{-\alpha} = o(1)$.

Assumption F.4: There exists some $\beta > \alpha$, where α is defined in Assumption E.4, such that the finite sample bias function $\mathbf{b}(\theta, n)$ satisfies $\sup_{\theta \in \Theta} \|\mathbf{b}(\theta, n)\|_2 = \mathcal{O}(p^{1/2}n^{-\beta})$.

Assumption S.D.1: The function $\pi(\theta)$ is injective and continuous.

Assumption S.D.2: The function $\pi(\theta)$ is twice continuously differentiable. Moreover, it satisfies the following:

1. Let $\mathbf{A}(\theta_0) \equiv \partial\pi(\theta_0)/\partial\theta$. There exist some $C > 0$ and $c > 0$ such that $c \leq \sigma_{\min}\{\mathbf{A}(\theta_0)\} \leq \sigma_{\max}\{\mathbf{A}(\theta_0)\} \leq C$, where $\sigma(\cdot)$ denotes the singular value.
2. There exists some $\epsilon > 0$ and $C > 0$ such that $\max_{i=1, \dots, p} \sup_{\theta \in \mathcal{B}(\theta_0, \epsilon)} \|\partial^2\pi_i(\theta)/\partial\theta\partial\theta^T\|_2 \leq C$.

Assumption S.E: For any $\mathbf{s} \in \mathbb{R}^p$ such that $\|\mathbf{s}\|_2 = 1$, we have

$$n^\alpha \mathbf{s}^T \Sigma(\theta_0, n)^{-1/2} \{\hat{\pi}(\theta_0, n) - \pi(\theta_0)\} \xrightarrow{D} Z,$$

where α is defined in Assumption E.4, and Z is a random variable whose distribution function does not depend on \mathbf{s} and θ . Moreover, $\Sigma(\theta_0, n)$ is a $p \times p$ positive definite covariance matrix, which is such that the limit of $\mathbf{s}^T \Sigma(\theta_0, n) \mathbf{s}$ exists as $n \rightarrow \infty$ for any $\mathbf{s} \in \mathbb{R}^p$ with $\|\mathbf{s}\|_2 = 1$, and $c \leq \lim_{n \rightarrow \infty} \mathbf{s}^T \Sigma(\theta_0, n) \mathbf{s} \leq C$ where C, c are finite positive constants.

Assumption S.C.1: There exists some $\epsilon > 0$ such that the finite sample bias func-

tion $\mathbf{b}(\boldsymbol{\theta}, n)$ is differentiable in $\boldsymbol{\theta} \in \mathcal{B}(\boldsymbol{\theta}_0, \epsilon)$ and $\max_{i=1, \dots, p} \sup_{\boldsymbol{\theta} \in \mathcal{B}(\boldsymbol{\theta}_0, \epsilon)} \|\partial b_i(\boldsymbol{\theta}, n)/\partial \boldsymbol{\theta}\|_2 = \mathcal{O}(p^{1/2}n^{-\beta})$, where β is defined in Assumption F.4.

Assumption S.C.2: The finite sample bias function $\mathbf{b}(\boldsymbol{\theta}, n)$ can be expressed as $\mathbf{b}(\boldsymbol{\theta}, n) = \mathbf{B}(n)\boldsymbol{\theta} + \mathbf{c}(n) + \mathbf{r}(\boldsymbol{\theta}, n)$, with $\mathbf{B}(n) \in \mathbb{R}^{p \times p}$, $\mathbf{c}(n) \in \mathbb{R}^p$ and $\mathbf{r}(\boldsymbol{\theta}, n) \in \mathbb{R}^p$ which contains all the nonlinear terms of $\boldsymbol{\theta}$. Moreover, the following conditions are satisfied:

1. There exists some $\beta_1 \geq \beta$, where β is defined in Assumption F.4, such that $\|\mathbf{B}(n)\|_2 = \mathcal{O}(n^{-\beta_1})$.
2. There exists some $\epsilon > 0$ such that $\mathbf{r}(\boldsymbol{\theta}, n)$ is differentiable in $\boldsymbol{\theta} \in \mathcal{B}(\boldsymbol{\theta}_0, \epsilon)$. Moreover, there exists some $\beta_2 \geq \beta$ such that $\max_{i=1, \dots, p} \sup_{\boldsymbol{\theta} \in \mathcal{B}(\boldsymbol{\theta}_0, \epsilon)} \|\partial r_i(\boldsymbol{\theta}, n)/\partial \boldsymbol{\theta}\|_2 = \mathcal{O}(p^{1/2}n^{-\beta_2})$.

Assumption S.C.3: The finite sample bias function $\mathbf{b}(\boldsymbol{\theta}, n)$ can be expressed as $\mathbf{b}(\boldsymbol{\theta}, n) = \mathbf{B}(n)\boldsymbol{\theta} + \mathbf{c}(n) + \mathbf{r}(\boldsymbol{\theta}, n)$, where $\mathbf{B}(n) \in \mathbb{R}^{p \times p}$, $\mathbf{c}(n) \in \mathbb{R}^p$ and $\mathbf{r}(\boldsymbol{\theta}, n) \in \mathbb{R}^p$ and the following conditions are satisfied:

1. There exists some $\beta_1 \geq \beta$, where β is defined in Assumption F.4, such that $\|\mathbf{B}(n)\|_2 = \mathcal{O}(n^{-\beta_1})$.
2. $\mathbf{r}(\boldsymbol{\theta}, n) = n^{-\beta_2} (\boldsymbol{\theta}^\top \mathbf{R}_i \boldsymbol{\theta})_{i=1, \dots, p} + \mathbf{e}(\boldsymbol{\theta}, n)$, where $\mathbf{R}_i \in \mathbb{R}^{p \times p}$ is symmetric, $\mathbf{e}(\boldsymbol{\theta}, n) \in \mathbb{R}^p$ which does not contain linear and quadratic terms of $\boldsymbol{\theta}$, and $\beta_2 \geq \beta$.
3. Let $\mathbf{U}(\boldsymbol{\theta}_0)$ be a $p \times p$ matrix with the i^{th} row to be $(\mathbf{R}_i \boldsymbol{\theta}_0)^\top$. There exists some $C > 0$ such that $\|\mathbf{U}(\boldsymbol{\theta}_0)\|_2 \leq C$.
4. For any $\mathbf{s} \in \mathbb{R}^p$ such that $\|\mathbf{s}\|_2 = 1$, there exists some $C > 0$ such that $|\lambda|_{\max}(\sum_{i=1}^p s_i \mathbf{R}_i) \leq C$, where $|\lambda|_{\max}(\cdot)$ denotes the maximum absolute eigenvalue.
5. There exist some $\beta_3 \geq \beta$ and some $\epsilon > 0$ such that $\sup_{\boldsymbol{\theta} \in \mathcal{B}(\boldsymbol{\theta}_0, \epsilon)} \|\mathbf{e}(\boldsymbol{\theta}, n)\|_2 = \mathcal{O}(p^{1/2}n^{-\beta_3})$.

Assumption S.C.4: The finite sample bias function $\mathbf{b}(\boldsymbol{\theta}, n)$ can be expressed as $\mathbf{b}(\boldsymbol{\theta}, n) = \mathbf{B}(n)\boldsymbol{\theta} + \mathbf{c}(n)$, where $\mathbf{B}(n) \in \mathbb{R}^{p \times p}$ and $\mathbf{c}(n) \in \mathbb{R}^p$. Moreover, there exists some $\beta_1 \geq \beta$, where β is defined in Assumption F.4, such that $\|\mathbf{B}(n)\|_2 = \mathcal{O}(n^{-\beta_1})$.

E Complete statement and proof of Theorem 4

Under Assumptions D.4, E.4, F.4, and S.D.1, JINI is consistent with $\|\hat{\boldsymbol{\theta}} - \boldsymbol{\theta}_0\|_2 = o_p(1)$.

Proof. We recall that $\boldsymbol{\pi}(\boldsymbol{\theta}, n) = \boldsymbol{\pi}(\boldsymbol{\theta}) + \mathbf{b}(\boldsymbol{\theta}, n)$. We define the functions $Q(\boldsymbol{\theta})$, $Q(\boldsymbol{\theta}, n)$ and $\hat{Q}(\boldsymbol{\theta}, n)$ as follows:

$$\begin{aligned} Q(\boldsymbol{\theta}) &\equiv \|\boldsymbol{\pi}(\boldsymbol{\theta}_0) - \boldsymbol{\pi}(\boldsymbol{\theta})\|_2, \\ Q(\boldsymbol{\theta}, n) &\equiv \|\boldsymbol{\pi}(\boldsymbol{\theta}_0, n) - \boldsymbol{\pi}(\boldsymbol{\theta}, n)\|_2, \\ \hat{Q}(\boldsymbol{\theta}, n) &\equiv \|\hat{\boldsymbol{\pi}}(\boldsymbol{\theta}_0, n) - \boldsymbol{\pi}(\boldsymbol{\theta}, n)\|_2. \end{aligned}$$

Then this proof is directly obtained by verifying the conditions of Theorem 2.1 of [Newey and McFadden \(1994\)](#) on the functions $Q(\boldsymbol{\theta})$ and $\hat{Q}(\boldsymbol{\theta}, n)$. Reformulating the requirements of this theorem to our setting, we want to show that (i) Θ is compact, (ii) $Q(\boldsymbol{\theta})$ is continuous, (iii) $Q(\boldsymbol{\theta})$ is uniquely minimized at $\boldsymbol{\theta}_0$, and (iv) $\hat{Q}(\boldsymbol{\theta}, n)$ converges uniformly in probability to $Q(\boldsymbol{\theta})$.

Assumption D.4 ensures the compactness of Θ and Assumption S.D.1 ensures that $Q(\boldsymbol{\theta})$ is continuous since $\boldsymbol{\pi}(\boldsymbol{\theta})$ is continuous. Moreover, $\boldsymbol{\pi}(\boldsymbol{\theta})$ is an injective function of $\boldsymbol{\theta}$ by Assumption S.D.1, so $Q(\boldsymbol{\theta})$ achieves the minimum of zero if and only if $\boldsymbol{\pi}(\boldsymbol{\theta}) = \boldsymbol{\pi}(\boldsymbol{\theta}_0)$, i.e., if and only if $\boldsymbol{\theta} = \boldsymbol{\theta}_0$. So requirements (i), (ii) and (iii) are satisfied and what remains to be shown is that $\hat{Q}(\boldsymbol{\theta}, n)$ converges uniformly in probability to $Q(\boldsymbol{\theta})$.

Using the above definitions, we have

$$\begin{aligned} \sup_{\boldsymbol{\theta} \in \Theta} \left| \widehat{Q}(\boldsymbol{\theta}, n) - Q(\boldsymbol{\theta}) \right| &\leq \sup_{\boldsymbol{\theta} \in \Theta} \left\{ \left| \widehat{Q}(\boldsymbol{\theta}, n) - Q(\boldsymbol{\theta}, n) \right| + |Q(\boldsymbol{\theta}, n) - Q(\boldsymbol{\theta})| \right\} \\ &\leq \sup_{\boldsymbol{\theta} \in \Theta} \left| \widehat{Q}(\boldsymbol{\theta}, n) - Q(\boldsymbol{\theta}, n) \right| + \sup_{\boldsymbol{\theta} \in \Theta} |Q(\boldsymbol{\theta}, n) - Q(\boldsymbol{\theta})|. \end{aligned} \quad (11)$$

Considering the first term on the right hand side of (11), we have

$$\begin{aligned} \sup_{\boldsymbol{\theta} \in \Theta} \left| \widehat{Q}(\boldsymbol{\theta}, n) - Q(\boldsymbol{\theta}, n) \right| &\leq \sup_{\boldsymbol{\theta} \in \Theta} \left\| \widehat{\boldsymbol{\pi}}(\boldsymbol{\theta}_0, n) - \boldsymbol{\pi}(\boldsymbol{\theta}, n) - \boldsymbol{\pi}(\boldsymbol{\theta}_0, n) + \boldsymbol{\pi}(\boldsymbol{\theta}, n) \right\|_2 \\ &= \left\| \widehat{\boldsymbol{\pi}}(\boldsymbol{\theta}_0, n) - \boldsymbol{\pi}(\boldsymbol{\theta}_0, n) \right\|_2 \\ &= \left\| \mathbf{v}(\boldsymbol{\theta}_0, n) \right\|_2 \\ &= \mathcal{O}_p(p^{1/2}n^{-\alpha}) \\ &= o_p(1), \end{aligned} \quad (12)$$

where the inequality is by reverse triangle inequality and the last two equalities are by Assumption E.4. Similarly, the second term on the right hand side of (11) can be computed as

$$\begin{aligned} \sup_{\boldsymbol{\theta} \in \Theta} |Q(\boldsymbol{\theta}, n) - Q(\boldsymbol{\theta})| &\leq \sup_{\boldsymbol{\theta} \in \Theta} \left\| \boldsymbol{\pi}(\boldsymbol{\theta}_0, n) - \boldsymbol{\pi}(\boldsymbol{\theta}, n) - \boldsymbol{\pi}(\boldsymbol{\theta}_0) + \boldsymbol{\pi}(\boldsymbol{\theta}) \right\|_2 \\ &\leq \left\| \boldsymbol{\pi}(\boldsymbol{\theta}_0, n) - \boldsymbol{\pi}(\boldsymbol{\theta}_0) \right\|_2 + \sup_{\boldsymbol{\theta} \in \Theta} \left\| \boldsymbol{\pi}(\boldsymbol{\theta}, n) - \boldsymbol{\pi}(\boldsymbol{\theta}) \right\|_2 \\ &= \left\| \mathbf{b}(\boldsymbol{\theta}_0, n) \right\|_2 + \sup_{\boldsymbol{\theta} \in \Theta} \left\| \mathbf{b}(\boldsymbol{\theta}, n) \right\|_2 \\ &= \mathcal{O}(p^{1/2}n^{-\beta}) \\ &= o(1), \end{aligned} \quad (13)$$

where the last two equalities are by Assumption F.4. Combining the results in (12) and (13) into (11), we obtain

$$\sup_{\boldsymbol{\theta} \in \Theta} \left| \widehat{Q}(\boldsymbol{\theta}, n) - Q(\boldsymbol{\theta}) \right| = o_p(1) + o(1) = o_p(1),$$

which completes the proof. □

F Complete statement and proof of Theorem 6

When the initial estimator is inconsistent, under Assumptions [D.4](#), [E.4](#), [F.4](#), [S.D.1](#) and [S.D.2](#), for any $\mathbf{s} \in \mathbb{R}^p$ such that $\|\mathbf{s}\|_2 = 1$, we have

$$\mathbf{s}^\top \left\{ \mathbb{E}(\hat{\boldsymbol{\theta}}) - \boldsymbol{\theta}_0 \right\} = \mathcal{O} \left(p^2 n^{-2\alpha} + p^{1/2} n^{-\beta} \right).$$

Proof. By definition in [\(2\)](#), we have

$$\hat{\boldsymbol{\pi}}(\boldsymbol{\theta}_0, n) = \boldsymbol{\pi}(\boldsymbol{\theta}_0) + \mathbf{b}(\boldsymbol{\theta}_0, n) + \mathbf{v}(\boldsymbol{\theta}_0, n) = \boldsymbol{\pi}(\hat{\boldsymbol{\theta}}, n) = \boldsymbol{\pi}(\hat{\boldsymbol{\theta}}) + \mathbf{b}(\hat{\boldsymbol{\theta}}, n).$$

By rearranging the terms, we obtain

$$\boldsymbol{\pi}(\hat{\boldsymbol{\theta}}) - \boldsymbol{\pi}(\boldsymbol{\theta}_0) = \mathbf{b}(\boldsymbol{\theta}_0, n) - \mathbf{b}(\hat{\boldsymbol{\theta}}, n) + \mathbf{v}(\boldsymbol{\theta}_0, n). \tag{14}$$

Let $\boldsymbol{\Delta} \equiv \hat{\boldsymbol{\theta}} - \boldsymbol{\theta}_0$. Since $\boldsymbol{\pi}(\boldsymbol{\theta})$ is twice continuously differentiable by Assumption [S.D.2](#), by Taylor's theorem we have $\boldsymbol{\pi}(\hat{\boldsymbol{\theta}}) - \boldsymbol{\pi}(\boldsymbol{\theta}_0) = \mathbf{A}(\boldsymbol{\theta}_0)\boldsymbol{\Delta} + \mathbf{u}$, where we denote $\mathbf{u} \equiv (u_1, \dots, u_p)^\top$ with $u_i \equiv \sum_{j=1}^p \sum_{k=1}^p g_{ijk}(\hat{\boldsymbol{\theta}}, \boldsymbol{\theta}_0) \Delta_j \Delta_k$ and

$$g_{ijk}(\hat{\boldsymbol{\theta}}, \boldsymbol{\theta}_0) \equiv \int_0^1 (1-t) \frac{\partial^2 \pi_i \{ \boldsymbol{\theta}_0 + t(\hat{\boldsymbol{\theta}} - \boldsymbol{\theta}_0) \}}{\partial \theta_j \partial \theta_k} dt.$$

Moreover, \mathbf{u} is such that $\|\mathbf{u}\|_2 / \|\boldsymbol{\Delta}\|_2 \rightarrow 0$. So we can rewrite [\(14\)](#) as

$$\mathbf{A}(\boldsymbol{\theta}_0)\boldsymbol{\Delta} + \mathbf{u} = \mathbf{b}(\boldsymbol{\theta}_0, n) - \mathbf{b}(\hat{\boldsymbol{\theta}}, n) + \mathbf{v}(\boldsymbol{\theta}_0, n).$$

Since $\mathbf{A}(\boldsymbol{\theta}_0)$ is nonsingular by Assumption [S.D.2](#), we further have

$$\boldsymbol{\Delta} + \mathbf{A}(\boldsymbol{\theta}_0)^{-1}\mathbf{u} = -\mathbf{A}(\boldsymbol{\theta}_0)^{-1} \left\{ \mathbf{b}(\hat{\boldsymbol{\theta}}, n) - \mathbf{b}(\boldsymbol{\theta}_0, n) \right\} + \mathbf{A}(\boldsymbol{\theta}_0)^{-1}\mathbf{v}(\boldsymbol{\theta}_0, n). \quad (15)$$

So we obtain

$$\begin{aligned} \|\boldsymbol{\Delta} + \mathbf{A}(\boldsymbol{\theta}_0)^{-1}\mathbf{u}\|_2 &\leq \left\| \mathbf{A}(\boldsymbol{\theta}_0)^{-1} \left\{ \mathbf{b}(\hat{\boldsymbol{\theta}}, n) - \mathbf{b}(\boldsymbol{\theta}_0, n) \right\} \right\|_2 + \|\mathbf{A}(\boldsymbol{\theta}_0)^{-1}\mathbf{v}(\boldsymbol{\theta}_0, n)\|_2 \\ &\leq \sigma_{\min}^{-1} \{ \mathbf{A}(\boldsymbol{\theta}_0) \} \left\{ \left\| \mathbf{b}(\hat{\boldsymbol{\theta}}, n) - \mathbf{b}(\boldsymbol{\theta}_0, n) \right\|_2 + \|\mathbf{v}(\boldsymbol{\theta}_0, n)\|_2 \right\} \\ &\leq \sigma_{\min}^{-1} \{ \mathbf{A}(\boldsymbol{\theta}_0) \} \left\{ 2 \sup_{\boldsymbol{\theta} \in \Theta} \|\mathbf{b}(\boldsymbol{\theta}, n)\|_2 + \|\mathbf{v}(\boldsymbol{\theta}_0, n)\|_2 \right\} \\ &= \mathcal{O}(p^{1/2}n^{-\beta}) + \mathcal{O}_p(p^{1/2}n^{-\alpha}) \\ &= \mathcal{O}_p(p^{1/2}n^{-\alpha}), \end{aligned} \quad (16)$$

where the equalities use Assumptions [E.4](#), [F.4](#) and [S.D.2](#). Moreover, by Assumption [S.D.2](#) we have

$$c\|\mathbf{u}\|_2 \leq \sigma_{\max}^{-1} \{ \mathbf{A}(\boldsymbol{\theta}_0) \} \|\mathbf{u}\|_2 \leq \|\mathbf{A}(\boldsymbol{\theta}_0)^{-1}\mathbf{u}\|_2 \leq \sigma_{\min}^{-1} \{ \mathbf{A}(\boldsymbol{\theta}_0) \} \|\mathbf{u}\|_2 \leq C\|\mathbf{u}\|_2,$$

where C, c are finite positive constants. Together with $\|\mathbf{u}\|_2/\|\boldsymbol{\Delta}\|_2 \rightarrow 0$, we can write $\|\mathbf{A}(\boldsymbol{\theta}_0)^{-1}\mathbf{u}\|_2 = c_n\|\boldsymbol{\Delta}\|_2$ with $c_n \rightarrow 0$. So we can further express (16) as

$$\begin{aligned} \mathcal{O}_p(p^{1/2}n^{-\alpha}) = \|\boldsymbol{\Delta} + \mathbf{A}(\boldsymbol{\theta}_0)^{-1}\mathbf{u}\|_2 &\geq \left| \|\boldsymbol{\Delta}\|_2 - \|\mathbf{A}(\boldsymbol{\theta}_0)^{-1}\mathbf{u}\|_2 \right| \\ &= \left| \|\boldsymbol{\Delta}\|_2 - c_n\|\boldsymbol{\Delta}\|_2 \right| \\ &= |1 - c_n| \|\boldsymbol{\Delta}\|_2 \\ &\geq \|\boldsymbol{\Delta}\|_2/2, \end{aligned}$$

for sufficiently large n , where the first inequality is by reverse triangle inequality. Thus we obtain $\|\boldsymbol{\Delta}\|_2 = \mathcal{O}_p(p^{1/2}n^{-\alpha})$.

Next we study the order of $\mathbf{s}^T \mathbb{E}(\Delta)$ for any $\mathbf{s} \in \mathbb{R}^p$ such that $\|\mathbf{s}\|_2 = 1$. By (15) we have

$$\begin{aligned} |\mathbf{s}^T \mathbb{E}(\Delta)| &= \left| \mathbf{s}^T \mathbf{A}(\boldsymbol{\theta}_0)^{-1} \mathbb{E}(\mathbf{u}) + \mathbf{s}^T \mathbf{A}(\boldsymbol{\theta}_0)^{-1} \mathbb{E} \left\{ \mathbf{b}(\hat{\boldsymbol{\theta}}, n) - \mathbf{b}(\boldsymbol{\theta}_0, n) \right\} \right| \\ &\leq \left| \mathbf{s}^T \mathbf{A}(\boldsymbol{\theta}_0)^{-1} \mathbb{E}(\mathbf{u}) \right| + \left| \mathbf{s}^T \mathbf{A}(\boldsymbol{\theta}_0)^{-1} \mathbb{E} \left\{ \mathbf{b}(\hat{\boldsymbol{\theta}}, n) - \mathbf{b}(\boldsymbol{\theta}_0, n) \right\} \right|. \end{aligned} \quad (17)$$

We aim to evaluate the two terms on the right hand side of (17).

For the first term, let $\mathbf{c}^T \equiv \mathbf{s}^T \mathbf{A}(\boldsymbol{\theta}_0)^{-1} / \|\mathbf{s}^T \mathbf{A}(\boldsymbol{\theta}_0)^{-1}\|_2$ such that $\|\mathbf{c}\|_2 = 1$, then we can write

$$|\mathbf{s}^T \mathbf{A}(\boldsymbol{\theta}_0)^{-1} \mathbb{E}(\mathbf{u})| = \|\mathbf{s}^T \mathbf{A}(\boldsymbol{\theta}_0)^{-1}\|_2 |\mathbf{c}^T \mathbb{E}(\mathbf{u})| \leq \sigma_{\min}^{-1} \{ \mathbf{A}(\boldsymbol{\theta}_0) \} \mathbb{E}(|\mathbf{c}^T \mathbf{u}|). \quad (18)$$

We note that

$$\mathbf{c}^T \mathbf{u} = \sum_{k=1}^p \sum_{j=1}^p \left\{ \sum_{i=1}^p c_i g_{ijk}(\hat{\boldsymbol{\theta}}, \boldsymbol{\theta}_0) \right\} \Delta_j \Delta_k = \sum_{k=1}^p (\mathbf{g}_k^T \Delta) \Delta_k = \mathbf{z}^T \Delta,$$

where $\mathbf{g}_k \equiv (g_{1k}, \dots, g_{pk})^T$ with $g_{jk} \equiv \sum_{i=1}^p c_i g_{ijk}(\hat{\boldsymbol{\theta}}, \boldsymbol{\theta}_0)$ for $j = 1, \dots, p$, and $\mathbf{z} \equiv (z_1, \dots, z_p)^T$ with $z_k \equiv \mathbf{g}_k^T \Delta$ for $k = 1, \dots, p$. We also note that

$$\begin{aligned} \sum_{k=1}^p \|\mathbf{g}_k\|_2^2 &= \sum_{k=1}^p \sum_{j=1}^p \left\{ \sum_{i=1}^p c_i g_{ijk}(\hat{\boldsymbol{\theta}}, \boldsymbol{\theta}_0) \right\}^2 \\ &\leq p \sum_{k=1}^p \sum_{j=1}^p \sum_{i=1}^p c_i^2 g_{ijk}(\hat{\boldsymbol{\theta}}, \boldsymbol{\theta}_0)^2 \\ &\leq p \max_{i=1, \dots, p} \sum_{k=1}^p \sum_{j=1}^p g_{ijk}(\hat{\boldsymbol{\theta}}, \boldsymbol{\theta}_0)^2 \\ &= p \max_{i=1, \dots, p} \sum_{k=1}^p \sum_{j=1}^p \left[\int_0^1 (1-t) \frac{\partial^2 \pi_i \{ \boldsymbol{\theta}_0 + t(\hat{\boldsymbol{\theta}} - \boldsymbol{\theta}_0) \}}{\partial \theta_j \partial \theta_k} dt \right]^2 \\ &\leq p \max_{i=1, \dots, p} \sum_{k=1}^p \sum_{j=1}^p \int_0^1 (1-t)^2 \left[\frac{\partial^2 \pi_i \{ \boldsymbol{\theta}_0 + t(\hat{\boldsymbol{\theta}} - \boldsymbol{\theta}_0) \}}{\partial \theta_j \partial \theta_k} \right]^2 dt. \end{aligned}$$

Since $\hat{\boldsymbol{\theta}}$ is consistent with $\|\hat{\boldsymbol{\theta}} - \boldsymbol{\theta}_0\|_2 = o_p(1)$ by Section E, we have $\{ \boldsymbol{\theta}_0 + t(\hat{\boldsymbol{\theta}} - \boldsymbol{\theta}_0) \}$ with

$t \in (0, 1)$ to be in a small neighborhood $\mathcal{B}(\boldsymbol{\theta}_0, \epsilon)$ of $\boldsymbol{\theta}_0$ with probability approaching one. So we further have

$$\begin{aligned}
\sum_{k=1}^p \|\mathbf{g}_k\|_2^2 &\leq \frac{p}{3} \max_{i=1, \dots, p} \sup_{\boldsymbol{\theta} \in \mathcal{B}(\boldsymbol{\theta}_0, \epsilon)} \sum_{k=1}^p \sum_{j=1}^p \left\{ \frac{\partial^2 \pi_i(\boldsymbol{\theta})}{\partial \theta_j \partial \theta_k} \right\}^2 \\
&= \frac{p}{3} \max_{i=1, \dots, p} \sup_{\boldsymbol{\theta} \in \mathcal{B}(\boldsymbol{\theta}_0, \epsilon)} \left\| \frac{\partial^2 \pi_i(\boldsymbol{\theta})}{\partial \boldsymbol{\theta} \partial \boldsymbol{\theta}^T} \right\|_F^2 \\
&\leq \frac{p^2}{3} \max_{i=1, \dots, p} \sup_{\boldsymbol{\theta} \in \mathcal{B}(\boldsymbol{\theta}_0, \epsilon)} \left\| \frac{\partial^2 \pi_i(\boldsymbol{\theta})}{\partial \boldsymbol{\theta} \partial \boldsymbol{\theta}^T} \right\|_2^2 \\
&= \mathcal{O}(p^2),
\end{aligned}$$

where the last equality is by Assumption S.D.2. So under Assumption D.4 we have

$$\mathbb{E}(|\mathbf{c}^T \mathbf{u}|) = \mathbb{E}(|\mathbf{z}^T \boldsymbol{\Delta}|) \leq \mathbb{E}(\|\mathbf{z}\|_2 \|\boldsymbol{\Delta}\|_2) \leq \mathbb{E} \left\{ \|\boldsymbol{\Delta}\|_2^2 \left(\sum_{k=1}^p \|\mathbf{g}_k\|_2^2 \right)^{1/2} \right\} = \mathcal{O}(p^2 n^{-2\alpha}). \quad (19)$$

Together with (18), we obtain

$$|\mathbf{s}^T \mathbf{A}(\boldsymbol{\theta}_0)^{-1} \mathbb{E}(\mathbf{u})| \leq \sigma_{\min}^{-1} \{ \mathbf{A}(\boldsymbol{\theta}_0) \} \mathbb{E}(|\mathbf{c}^T \mathbf{u}|) = \mathcal{O}(p^2 n^{-2\alpha}), \quad (20)$$

where the last equality uses Assumption S.D.2.

For the second term on the right hand side of (17), we have

$$\begin{aligned}
&\left| \mathbf{s}^T \mathbf{A}(\boldsymbol{\theta}_0)^{-1} \mathbb{E} \left\{ \mathbf{b}(\hat{\boldsymbol{\theta}}, n) - \mathbf{b}(\boldsymbol{\theta}_0, n) \right\} \right| \\
&\leq \left| \mathbf{s}^T \mathbf{A}(\boldsymbol{\theta}_0)^{-1} \mathbb{E} \left\{ \mathbf{b}(\hat{\boldsymbol{\theta}}, n) \right\} \right| + \left| \mathbf{s}^T \mathbf{A}(\boldsymbol{\theta}_0)^{-1} \mathbf{b}(\boldsymbol{\theta}_0, n) \right| \\
&\leq \left\| \mathbf{s}^T \mathbf{A}(\boldsymbol{\theta}_0)^{-1} \right\|_2 \mathbb{E} \left\{ \left\| \mathbf{b}(\hat{\boldsymbol{\theta}}, n) \right\|_2 \right\} + \left\| \mathbf{s}^T \mathbf{A}(\boldsymbol{\theta}_0)^{-1} \right\|_2 \left\| \mathbf{b}(\boldsymbol{\theta}_0, n) \right\|_2 \\
&\leq 2\sigma_{\min}^{-1} \{ \mathbf{A}(\boldsymbol{\theta}_0) \} \sup_{\boldsymbol{\theta} \in \Theta} \left\| \mathbf{b}(\boldsymbol{\theta}, n) \right\|_2 \\
&= \mathcal{O}(p^{1/2} n^{-\beta}),
\end{aligned} \quad (21)$$

where the last equality is by Assumptions F.4 and S.D.2. Plugging the results of (20) and

(21) into (17), we obtain

$$|\mathbf{s}^\top \mathbb{E}(\Delta)| = \mathcal{O}(p^2 n^{-2\alpha}) + \mathcal{O}(p^{1/2} n^{-\beta}) = \mathcal{O}(p^2 n^{-2\alpha} + p^{1/2} n^{-\beta}).$$

□

G Complete statement and proof of Theorem 5

G.1 With inconsistent initial estimators

Suppose $\max(p^{1/2} n^{\alpha-\beta}, p^2 n^{-\alpha}) \rightarrow 0$, where α and β are given in Assumptions E.4 and F.4 respectively.

When the initial estimator is inconsistent, under Assumptions D.4, E.4, F.4, S.D.1, S.D.2 and S.E, for any $\mathbf{s} \in \mathbb{R}^p$ such that $\|\mathbf{s}\|_2 = 1$ we have

$$n^\alpha \mathbf{s}^\top \{ \mathbf{A}(\boldsymbol{\theta}_0)^{-1} \boldsymbol{\Sigma}(\boldsymbol{\theta}_0, n) \mathbf{A}(\boldsymbol{\theta}_0)^{-1} \}^{-1/2} (\hat{\boldsymbol{\theta}} - \boldsymbol{\theta}_0) \xrightarrow{D} Z,$$

where $\mathbf{A}(\boldsymbol{\theta}_0)$ is given in Assumption S.D.2, and Z is the random variable given in Assumption S.E.

Proof. When the initial estimator is inconsistent, i.e., $\boldsymbol{\pi}(\boldsymbol{\theta}) \neq \boldsymbol{\theta}$, by definition in (2) we have

$$\hat{\boldsymbol{\pi}}(\boldsymbol{\theta}_0, n) = \boldsymbol{\pi}(\boldsymbol{\theta}_0) + \mathbf{b}(\boldsymbol{\theta}_0, n) + \mathbf{v}(\boldsymbol{\theta}_0, n) = \boldsymbol{\pi}(\hat{\boldsymbol{\theta}}, n) = \boldsymbol{\pi}(\hat{\boldsymbol{\theta}}) + \mathbf{b}(\hat{\boldsymbol{\theta}}, n).$$

By rearranging the terms, we obtain

$$\boldsymbol{\pi}(\hat{\boldsymbol{\theta}}) - \boldsymbol{\pi}(\boldsymbol{\theta}_0) = \mathbf{b}(\boldsymbol{\theta}_0, n) - \mathbf{b}(\hat{\boldsymbol{\theta}}, n) + \mathbf{v}(\boldsymbol{\theta}_0, n).$$

Let $\Delta \equiv \hat{\boldsymbol{\theta}} - \boldsymbol{\theta}_0$. Since $\boldsymbol{\pi}(\boldsymbol{\theta})$ is twice continuously differentiable by Assumption S.D.2, by Taylor's theorem we have $\boldsymbol{\pi}(\hat{\boldsymbol{\theta}}) - \boldsymbol{\pi}(\boldsymbol{\theta}_0) = \mathbf{A}(\boldsymbol{\theta}_0)\Delta + \mathbf{u}$, where we denote $\mathbf{u} \equiv (u_1, \dots, u_p)^\top$ with $u_i \equiv \sum_{j=1}^p \sum_{k=1}^p g_{ijk}(\hat{\boldsymbol{\theta}}, \boldsymbol{\theta}_0)\Delta_j\Delta_k$ and

$$g_{ijk}(\hat{\boldsymbol{\theta}}, \boldsymbol{\theta}_0) \equiv \int_0^1 (1-t) \frac{\partial^2 \pi_i\{\boldsymbol{\theta}_0 + t(\hat{\boldsymbol{\theta}} - \boldsymbol{\theta}_0)\}}{\partial \theta_j \partial \theta_k} dt.$$

So we can further write

$$\mathbf{A}(\boldsymbol{\theta}_0)\Delta + \mathbf{u} = \mathbf{b}(\boldsymbol{\theta}_0, n) - \mathbf{b}(\hat{\boldsymbol{\theta}}, n) + \mathbf{v}(\boldsymbol{\theta}_0, n).$$

Moreover, since $\mathbf{A}(\boldsymbol{\theta}_0)$ is nonsingular by Assumption S.D.2, we further have

$$\Delta = -\mathbf{A}(\boldsymbol{\theta}_0)^{-1}\mathbf{u} + \mathbf{A}(\boldsymbol{\theta}_0)^{-1}\{\mathbf{b}(\boldsymbol{\theta}_0, n) + \mathbf{v}(\boldsymbol{\theta}_0, n)\} - \mathbf{A}(\boldsymbol{\theta}_0)^{-1}\mathbf{b}(\hat{\boldsymbol{\theta}}, n),$$

and hence, for any $\mathbf{s} \in \mathbb{R}^p$ such that $\|\mathbf{s}\|_2 = 1$ we have

$$\begin{aligned} n^\alpha \mathbf{s}^\top \Delta &= n^\alpha \mathbf{s}^\top \mathbf{A}(\boldsymbol{\theta}_0)^{-1} \{\mathbf{b}(\boldsymbol{\theta}_0, n) + \mathbf{v}(\boldsymbol{\theta}_0, n)\} \\ &\quad - n^\alpha \mathbf{s}^\top \mathbf{A}(\boldsymbol{\theta}_0)^{-1} \mathbf{b}(\hat{\boldsymbol{\theta}}, n) - n^\alpha \mathbf{s}^\top \mathbf{A}(\boldsymbol{\theta}_0)^{-1} \mathbf{u}, \end{aligned} \tag{22}$$

where α is defined in Assumption E.4. We aim to evaluate the three terms on the right hand side of (22).

For the first term on the right hand side of (22), by Assumption S.E we know that for any $\mathbf{s} \in \mathbb{R}^p$ such that $\|\mathbf{s}\|_2 = 1$ we have

$$n^\alpha \mathbf{s}^\top \boldsymbol{\Sigma}(\boldsymbol{\theta}_0, n)^{-1/2} \{\mathbf{b}(\boldsymbol{\theta}_0, n) + \mathbf{v}(\boldsymbol{\theta}_0, n)\} = n^\alpha \mathbf{s}^\top \boldsymbol{\Sigma}(\boldsymbol{\theta}_0, n)^{-1/2} \{\hat{\boldsymbol{\pi}}(\boldsymbol{\theta}_0, n) - \boldsymbol{\pi}(\boldsymbol{\theta}_0)\} \xrightarrow{D} Z,$$

where Z is the random variable given in Assumption [S.E](#). So we have

$$\begin{aligned}
& n^\alpha \mathbf{s}^\top \mathbf{A}(\boldsymbol{\theta}_0)^{-1} \{\mathbf{b}(\boldsymbol{\theta}_0, n) + \mathbf{v}(\boldsymbol{\theta}_0, n)\} \\
&= n^\alpha \mathbf{s}^\top \mathbf{A}(\boldsymbol{\theta}_0)^{-1} \boldsymbol{\Sigma}(\boldsymbol{\theta}_0, n)^{1/2} \boldsymbol{\Sigma}(\boldsymbol{\theta}_0, n)^{-1/2} \{\mathbf{b}(\boldsymbol{\theta}_0, n) + \mathbf{v}(\boldsymbol{\theta}_0, n)\} \\
&= \|\mathbf{s}^\top \mathbf{A}(\boldsymbol{\theta}_0)^{-1} \boldsymbol{\Sigma}(\boldsymbol{\theta}_0, n)^{1/2}\|_2 n^\alpha \frac{\mathbf{s}^\top \mathbf{A}(\boldsymbol{\theta}_0)^{-1} \boldsymbol{\Sigma}(\boldsymbol{\theta}_0, n)^{1/2}}{\|\mathbf{s}^\top \mathbf{A}(\boldsymbol{\theta}_0)^{-1} \boldsymbol{\Sigma}(\boldsymbol{\theta}_0, n)^{1/2}\|_2} \\
&\quad \boldsymbol{\Sigma}(\boldsymbol{\theta}_0, n)^{-1/2} \{\mathbf{b}(\boldsymbol{\theta}_0, n) + \mathbf{v}(\boldsymbol{\theta}_0, n)\} \\
&\xrightarrow{D} \sigma(\boldsymbol{\theta}_0) Z, \tag{23}
\end{aligned}$$

where we define $\sigma^2(\boldsymbol{\theta}_0) \equiv \lim_{n \rightarrow \infty} \|\mathbf{s}^\top \mathbf{A}(\boldsymbol{\theta}_0)^{-1} \boldsymbol{\Sigma}(\boldsymbol{\theta}_0, n)^{1/2}\|_2^2$ and $\sigma(\boldsymbol{\theta}_0) \equiv \sqrt{\sigma^2(\boldsymbol{\theta}_0)}$. We can show that $\sigma^2(\boldsymbol{\theta}_0)$ exists and is strictly positive. Indeed, we can write

$$\begin{aligned}
\sigma^2(\boldsymbol{\theta}_0) &= \lim_{n \rightarrow \infty} \|\mathbf{s}^\top \mathbf{A}(\boldsymbol{\theta}_0)^{-1} \boldsymbol{\Sigma}(\boldsymbol{\theta}_0, n)^{1/2}\|_2^2 \\
&= \lim_{n \rightarrow \infty} \mathbf{s}^\top \mathbf{A}(\boldsymbol{\theta}_0)^{-1} \boldsymbol{\Sigma}(\boldsymbol{\theta}_0, n) \mathbf{A}(\boldsymbol{\theta}_0)^{-1} \mathbf{s} \\
&= \|\mathbf{s}^\top \mathbf{A}(\boldsymbol{\theta}_0)^{-1}\|_2^2 \lim_{n \rightarrow \infty} \left\{ \frac{\mathbf{s}^\top \mathbf{A}(\boldsymbol{\theta}_0)^{-1}}{\|\mathbf{s}^\top \mathbf{A}(\boldsymbol{\theta}_0)^{-1}\|_2} \boldsymbol{\Sigma}(\boldsymbol{\theta}_0, n) \frac{\mathbf{A}(\boldsymbol{\theta}_0)^{-1} \mathbf{s}}{\|\mathbf{s}^\top \mathbf{A}(\boldsymbol{\theta}_0)^{-1}\|_2} \right\}.
\end{aligned}$$

Under Assumption [S.E](#), we know $\|\mathbf{s}^\top \mathbf{A}(\boldsymbol{\theta}_0)^{-1}\|_2^{-2} \lim_{n \rightarrow \infty} \mathbf{s}^\top \mathbf{A}(\boldsymbol{\theta}_0)^{-1} \boldsymbol{\Sigma}(\boldsymbol{\theta}_0, n) \mathbf{A}(\boldsymbol{\theta}_0)^{-1} \mathbf{s}$ exists and

$$c_1 \leq \lim_{n \rightarrow \infty} \left\{ \frac{\mathbf{s}^\top \mathbf{A}(\boldsymbol{\theta}_0)^{-1}}{\|\mathbf{s}^\top \mathbf{A}(\boldsymbol{\theta}_0)^{-1}\|_2} \boldsymbol{\Sigma}(\boldsymbol{\theta}_0, n) \frac{\mathbf{A}(\boldsymbol{\theta}_0)^{-1} \mathbf{s}}{\|\mathbf{s}^\top \mathbf{A}(\boldsymbol{\theta}_0)^{-1}\|_2} \right\} \leq C_1,$$

where C_1, c_1 are finite positive constants. Moreover, under Assumption [S.D.2](#) we have

$$c_2 \leq \sigma_{\max}^{-1} \{\mathbf{A}(\boldsymbol{\theta}_0)\} \leq \|\mathbf{s}^\top \mathbf{A}(\boldsymbol{\theta}_0)^{-1}\|_2 \leq \sigma_{\min}^{-1} \{\mathbf{A}(\boldsymbol{\theta}_0)\} \leq C_2, \tag{24}$$

where C_2, c_2 are finite positive constants. So we show that $\sigma^2(\boldsymbol{\theta}_0)$ exists and is strictly positive.

For the second term on the right hand side of [\(22\)](#), since $\|\boldsymbol{\Delta}\|_2 = o_p(1)$ by Section [E](#), $\hat{\boldsymbol{\theta}}$ is in

a small neighborhood $\mathcal{B}(\boldsymbol{\theta}_0, \epsilon)$ of $\boldsymbol{\theta}_0$ with probability approaching one. So we have

$$\left| n^\alpha \mathbf{s}^\top \mathbf{A}(\boldsymbol{\theta}_0)^{-1} \mathbf{b}(\hat{\boldsymbol{\theta}}, n) \right| \leq n^\alpha \|\mathbf{s}^\top \mathbf{A}(\boldsymbol{\theta}_0)^{-1}\|_2 \|\mathbf{b}(\hat{\boldsymbol{\theta}}, n)\|_2 = \mathcal{O}_p(p^{1/2} n^{\alpha-\beta}) = o_p(1), \quad (25)$$

where the first equality uses (24) and Assumption F.4, and the second equality is because $p^{1/2} n^{\alpha-\beta} \rightarrow 0$.

Lastly, we evaluate the third term on the right hand side of (22), i.e., $n^\alpha \mathbf{s}^\top \mathbf{A}(\boldsymbol{\theta}_0)^{-1} \mathbf{u}$. Using (19) in Section F and Markov's inequality, we have $|\mathbf{s}^\top \mathbf{A}(\boldsymbol{\theta}_0)^{-1} \mathbf{u}| \|\mathbf{s}^\top \mathbf{A}(\boldsymbol{\theta}_0)^{-1}\|_2^{-1} = \mathcal{O}_p(p^2 n^{-2\alpha})$. So we have

$$\left| n^\alpha \mathbf{s}^\top \mathbf{A}(\boldsymbol{\theta}_0)^{-1} \mathbf{u} \right| = n^\alpha \|\mathbf{s}^\top \mathbf{A}(\boldsymbol{\theta}_0)^{-1}\|_2 \left| \frac{\mathbf{s}^\top \mathbf{A}(\boldsymbol{\theta}_0)^{-1} \mathbf{u}}{\|\mathbf{s}^\top \mathbf{A}(\boldsymbol{\theta}_0)^{-1}\|_2} \right| = \mathcal{O}_p(p^2 n^{-\alpha}) = o_p(1), \quad (26)$$

where the second equality uses (24) and the last equality uses $p^2 n^{-\alpha} \rightarrow 0$.

Therefore, putting the results of (23), (25) and (26) into (22), for any $\mathbf{s} \in \mathbb{R}^p$ such that $\|\mathbf{s}\|_2 = 1$ we have

$$n^\alpha \mathbf{s}^\top \boldsymbol{\Delta} \xrightarrow{D} \sigma(\boldsymbol{\theta}_0) Z.$$

Since $\sigma^2(\boldsymbol{\theta}_0) = \lim_{n \rightarrow \infty} \mathbf{s}^\top \mathbf{A}(\boldsymbol{\theta}_0)^{-1} \boldsymbol{\Sigma}(\boldsymbol{\theta}_0, n) \mathbf{A}(\boldsymbol{\theta}_0)^{-1} \mathbf{s}$, we can equivalently write

$$n^\alpha \mathbf{s}^\top \left\{ \mathbf{A}(\boldsymbol{\theta}_0)^{-1} \boldsymbol{\Sigma}(\boldsymbol{\theta}_0, n) \mathbf{A}(\boldsymbol{\theta}_0)^{-1} \right\}^{-1/2} (\hat{\boldsymbol{\theta}} - \boldsymbol{\theta}_0) \xrightarrow{D} Z.$$

□

G.2 With consistent initial estimators

Suppose $p^{1/2} n^{\alpha-\beta} \rightarrow 0$, where α and β are given in Assumptions E.4 and F.4 respectively.

When the initial estimator is consistent, under Assumptions D.4, E.4, F.4, and S.E, for any

$\mathbf{s} \in \mathbb{R}^p$ such that $\|\mathbf{s}\|_2 = 1$ we have

$$n^\alpha \mathbf{s}^\top \boldsymbol{\Sigma}(\boldsymbol{\theta}_0, n)^{-1/2} (\hat{\boldsymbol{\theta}} - \boldsymbol{\theta}_0) \xrightarrow{D} Z,$$

where Z is the random variable given in Assumption [S.E.](#)

Proof. When the initial estimator is consistent, i.e., $\boldsymbol{\pi}(\boldsymbol{\theta}) = \boldsymbol{\theta}$, by definition in [\(2\)](#) we have

$$\hat{\boldsymbol{\pi}}(\boldsymbol{\theta}_0, n) = \boldsymbol{\theta}_0 + \mathbf{b}(\boldsymbol{\theta}_0, n) + \mathbf{v}(\boldsymbol{\theta}_0, n) = \boldsymbol{\pi}(\hat{\boldsymbol{\theta}}, n) = \hat{\boldsymbol{\theta}} + \mathbf{b}(\hat{\boldsymbol{\theta}}, n).$$

By rearranging the terms, we obtain

$$\hat{\boldsymbol{\theta}} - \boldsymbol{\theta}_0 = \mathbf{b}(\boldsymbol{\theta}_0, n) - \mathbf{b}(\hat{\boldsymbol{\theta}}, n) + \mathbf{v}(\boldsymbol{\theta}_0, n).$$

So for any $\mathbf{s} \in \mathbb{R}^p$ such that $\|\mathbf{s}\|_2 = 1$ we have

$$n^\alpha \mathbf{s}^\top (\hat{\boldsymbol{\theta}} - \boldsymbol{\theta}_0) = n^\alpha \mathbf{s}^\top \{\mathbf{b}(\boldsymbol{\theta}_0, n) + \mathbf{v}(\boldsymbol{\theta}_0, n)\} - n^\alpha \mathbf{s}^\top \mathbf{b}(\hat{\boldsymbol{\theta}}, n), \quad (27)$$

where α is defined in Assumption [E.4](#). In the rest of the proof, we evaluate the two terms on the right hand side of [\(27\)](#).

For the first term on the right hand side of [\(27\)](#), by Assumption [S.E](#) we know that for any $\mathbf{s} \in \mathbb{R}^p$ such that $\|\mathbf{s}\|_2 = 1$ we have

$$n^\alpha \mathbf{s}^\top \boldsymbol{\Sigma}(\boldsymbol{\theta}_0, n)^{-1/2} \{\mathbf{b}(\boldsymbol{\theta}_0, n) + \mathbf{v}(\boldsymbol{\theta}_0, n)\} = n^\alpha \mathbf{s}^\top \boldsymbol{\Sigma}(\boldsymbol{\theta}_0, n)^{-1/2} \{\hat{\boldsymbol{\pi}}(\boldsymbol{\theta}_0, n) - \boldsymbol{\theta}_0\} \xrightarrow{D} Z,$$

where Z is the random variable given in Assumption [S.E](#). So we have

$$\begin{aligned}
& n^\alpha \mathbf{s}^\top \{\mathbf{b}(\boldsymbol{\theta}_0, n) + \mathbf{v}(\boldsymbol{\theta}_0, n)\} \\
&= n^\alpha \mathbf{s}^\top \boldsymbol{\Sigma}(\boldsymbol{\theta}_0, n)^{1/2} \boldsymbol{\Sigma}(\boldsymbol{\theta}_0, n)^{-1/2} \{\mathbf{b}(\boldsymbol{\theta}_0, n) + \mathbf{v}(\boldsymbol{\theta}_0, n)\} \\
&= \|\mathbf{s}^\top \boldsymbol{\Sigma}(\boldsymbol{\theta}_0, n)^{1/2}\|_2 n^\alpha \frac{\mathbf{s}^\top \boldsymbol{\Sigma}(\boldsymbol{\theta}_0, n)^{1/2}}{\|\mathbf{s}^\top \boldsymbol{\Sigma}(\boldsymbol{\theta}_0, n)^{1/2}\|_2} \boldsymbol{\Sigma}(\boldsymbol{\theta}_0, n)^{-1/2} \{\mathbf{b}(\boldsymbol{\theta}_0, n) + \mathbf{v}(\boldsymbol{\theta}_0, n)\} \\
&\xrightarrow{D} \sigma(\boldsymbol{\theta}_0) Z,
\end{aligned} \tag{28}$$

where we define $\sigma^2(\boldsymbol{\theta}_0) \equiv \lim_{n \rightarrow \infty} \mathbf{s}^\top \boldsymbol{\Sigma}(\boldsymbol{\theta}_0, n) \mathbf{s}$ and $\sigma(\boldsymbol{\theta}_0) \equiv \sqrt{\sigma^2(\boldsymbol{\theta}_0)}$. By Assumption [S.E](#), $\sigma^2(\boldsymbol{\theta}_0)$ exists and is strictly positive.

For the second term on the right hand side of [\(27\)](#), we have

$$\left| n^\alpha \mathbf{s}^\top \mathbf{b}(\hat{\boldsymbol{\theta}}, n) \right| \leq n^\alpha \|\mathbf{b}(\hat{\boldsymbol{\theta}}, n)\|_2 = \mathcal{O}(p^{1/2} n^{\alpha-\beta}) = o_p(1), \tag{29}$$

where the first equality uses Assumption [F.4](#) and the second equality uses $p^{1/2} n^{\alpha-\beta} \rightarrow 0$.

Putting the results of [\(28\)](#) and [\(29\)](#) into [\(27\)](#), for any $\mathbf{s} \in \mathbb{R}^p$ such that $\|\mathbf{s}\|_2 = 1$ we have

$$n^\alpha \mathbf{s}^\top (\hat{\boldsymbol{\theta}} - \boldsymbol{\theta}_0) \xrightarrow{D} \sigma(\boldsymbol{\theta}_0) Z.$$

Since $\sigma^2(\boldsymbol{\theta}_0) = \lim_{n \rightarrow \infty} \mathbf{s}^\top \boldsymbol{\Sigma}(\boldsymbol{\theta}_0, n) \mathbf{s}$, we can equivalently write

$$n^\alpha \mathbf{s}^\top \boldsymbol{\Sigma}(\boldsymbol{\theta}_0, n)^{-1/2} (\hat{\boldsymbol{\theta}} - \boldsymbol{\theta}_0) \xrightarrow{D} Z.$$

□

H Complete statement and proof of Theorem 7 (First result)

When the initial estimator is consistent, under Assumptions D.4, E.4, F.4 and S.C.1, for any $\mathbf{s} \in \mathbb{R}^p$ such that $\|\mathbf{s}\|_2 = 1$ we have

$$\mathbf{s}^\top \left\{ \mathbb{E}(\hat{\boldsymbol{\theta}}) - \boldsymbol{\theta}_0 \right\} = \mathcal{O} \left\{ p^{3/2} n^{-(\alpha+\beta)} \right\}.$$

Proof. When the initial estimator is consistent, we have $\boldsymbol{\pi}(\boldsymbol{\theta}) = \boldsymbol{\theta}$. Then by definition in (2), we have

$$\hat{\boldsymbol{\pi}}(\boldsymbol{\theta}_0, n) = \boldsymbol{\theta}_0 + \mathbf{b}(\boldsymbol{\theta}_0, n) + \mathbf{v}(\boldsymbol{\theta}_0, n) = \boldsymbol{\pi}(\hat{\boldsymbol{\theta}}, n) = \hat{\boldsymbol{\theta}} + \mathbf{b}(\hat{\boldsymbol{\theta}}, n).$$

By rearranging the terms, we have

$$\hat{\boldsymbol{\theta}} - \boldsymbol{\theta}_0 = \mathbf{b}(\boldsymbol{\theta}_0, n) - \mathbf{b}(\hat{\boldsymbol{\theta}}, n) + \mathbf{v}(\boldsymbol{\theta}_0, n),$$

and hence, under Assumptions E.4 and F.4 we obtain

$$\begin{aligned} \left\| \hat{\boldsymbol{\theta}} - \boldsymbol{\theta}_0 \right\|_2 &\leq 2 \sup_{\boldsymbol{\theta} \in \Theta} \|\mathbf{b}(\boldsymbol{\theta}, n)\|_2 + \|\mathbf{v}(\boldsymbol{\theta}_0, n)\|_2 \\ &= \mathcal{O}(p^{1/2} n^{-\beta}) + \mathcal{O}_p(p^{1/2} n^{-\alpha}) \\ &= \mathcal{O}_p(p^{1/2} n^{-\alpha}). \end{aligned} \tag{30}$$

Moreover, since $\hat{\boldsymbol{\theta}}$ is consistent with $\|\hat{\boldsymbol{\theta}} - \boldsymbol{\theta}_0\|_2 = o_p(1)$ by Section E, for any $\mathbf{s} \in \mathbb{R}^p$ such that $\|\mathbf{s}\|_2 = 1$, with probability approaching one we have

$$\mathbf{s}^\top \left\{ \mathbb{E}(\hat{\boldsymbol{\theta}}) - \boldsymbol{\theta}_0 \right\} = -\mathbf{s}^\top \mathbb{E} \left\{ \mathbf{b}(\hat{\boldsymbol{\theta}}, n) - \mathbf{b}(\boldsymbol{\theta}_0, n) \right\} = -\mathbf{s}^\top \mathbb{E} \left\{ \mathbf{B}(\boldsymbol{\theta}_1^*, \dots, \boldsymbol{\theta}_p^*, n) (\hat{\boldsymbol{\theta}} - \boldsymbol{\theta}_0) \right\},$$

where the last equality is by mean value theorem, $\mathbf{B}(\boldsymbol{\theta}_1^*, \dots, \boldsymbol{\theta}_p^*, n)$ is a $p \times p$ matrix with the i^{th} row to be $\partial b_i(\boldsymbol{\theta}_i^*, n)/\partial \boldsymbol{\theta}^{\text{T}}$, $\boldsymbol{\theta}_i^* \in \Theta$ lies between $\hat{\boldsymbol{\theta}}$ and $\boldsymbol{\theta}_0$ for $i = 1, \dots, p$, and hence $\boldsymbol{\theta}_i^*$ lies in a small neighborhood $\mathcal{B}(\boldsymbol{\theta}_0, \epsilon)$ of $\boldsymbol{\theta}_0$ for $i = 1, \dots, p$. So by Assumption [S.C.1](#) we have

$$\begin{aligned}
\|\mathbf{s}^{\text{T}} \mathbf{B}(\boldsymbol{\theta}_1^*, \dots, \boldsymbol{\theta}_p^*, n)\|_2 &\leq \|\mathbf{B}(\boldsymbol{\theta}_1^*, \dots, \boldsymbol{\theta}_p^*, n)\|_F \\
&\leq p^{1/2} \max_{i=1, \dots, p} \left\| \frac{\partial b_i(\boldsymbol{\theta}_i^*, n)}{\partial \boldsymbol{\theta}^{\text{T}}} \right\|_2 \\
&\leq p^{1/2} \max_{i=1, \dots, p} \sup_{\boldsymbol{\theta} \in \mathcal{B}(\boldsymbol{\theta}_0, \epsilon)} \left\| \frac{\partial b_i(\boldsymbol{\theta}, n)}{\partial \boldsymbol{\theta}^{\text{T}}} \right\|_2 \\
&= \mathcal{O}(pn^{-\beta}),
\end{aligned} \tag{31}$$

and hence we obtain

$$\begin{aligned}
\left| \mathbf{s}^{\text{T}} \left\{ \mathbb{E}(\hat{\boldsymbol{\theta}}) - \boldsymbol{\theta}_0 \right\} \right| &\leq \mathbb{E} \left\{ \left| \mathbf{s}^{\text{T}} \mathbf{B}(\boldsymbol{\theta}_1^*, \dots, \boldsymbol{\theta}_p^*, n) (\hat{\boldsymbol{\theta}} - \boldsymbol{\theta}_0) \right| \right\} \\
&\leq \mathbb{E} \left\{ \|\mathbf{s}^{\text{T}} \mathbf{B}(\boldsymbol{\theta}_1^*, \dots, \boldsymbol{\theta}_p^*, n)\|_2 \|\hat{\boldsymbol{\theta}} - \boldsymbol{\theta}_0\|_2 \right\} \\
&= \mathcal{O} \{ p^{3/2} n^{-(\alpha+\beta)} \},
\end{aligned}$$

where the last equality uses [\(30\)](#), [\(31\)](#) and Assumption [D.4](#). □

I Complete statement and proof of Theorem [7](#) (Second result)

When the initial estimator is consistent, under Assumptions [D.4](#), [E.4](#), [F.4](#) and [S.C.2](#), for any $\mathbf{s} \in \mathbb{R}^p$ such that $\|\mathbf{s}\|_2 = 1$ we have

$$\mathbf{s}^{\text{T}} \left\{ \mathbb{E}(\hat{\boldsymbol{\theta}}) - \boldsymbol{\theta}_0 \right\} = \mathcal{O} \{ p^{3/2} n^{-(\alpha+\beta_2)} \}.$$

Proof. When the initial estimator is consistent, we have $\boldsymbol{\pi}(\boldsymbol{\theta}) = \boldsymbol{\theta}$. Then by definition in

(2) we have

$$\hat{\boldsymbol{\pi}}(\boldsymbol{\theta}_0, n) = \boldsymbol{\theta}_0 + \mathbf{b}(\boldsymbol{\theta}_0, n) + \mathbf{v}(\boldsymbol{\theta}_0, n) = \boldsymbol{\pi}(\hat{\boldsymbol{\theta}}, n) = \hat{\boldsymbol{\theta}} + \mathbf{b}(\hat{\boldsymbol{\theta}}, n).$$

By rearranging the terms, we have

$$\hat{\boldsymbol{\theta}} - \boldsymbol{\theta}_0 = \mathbf{b}(\boldsymbol{\theta}_0, n) - \mathbf{b}(\hat{\boldsymbol{\theta}}, n) + \mathbf{v}(\boldsymbol{\theta}_0, n),$$

and hence, under Assumptions E.4 and F.4 we obtain

$$\begin{aligned} \left\| \hat{\boldsymbol{\theta}} - \boldsymbol{\theta}_0 \right\|_2 &\leq 2 \sup_{\boldsymbol{\theta} \in \Theta} \|\mathbf{b}(\boldsymbol{\theta}, n)\|_2 + \|\mathbf{v}(\boldsymbol{\theta}_0, n)\|_2 \\ &= \mathcal{O}(p^{1/2}n^{-\beta}) + \mathcal{O}_p(p^{1/2}n^{-\alpha}) \\ &= \mathcal{O}_p(p^{1/2}n^{-\alpha}). \end{aligned} \quad (32)$$

Moreover, since $\mathbf{b}(\boldsymbol{\theta}, n) = \mathbf{B}(n)\boldsymbol{\theta} + \mathbf{c}(n) + \mathbf{r}(\boldsymbol{\theta}, n)$ by Assumption S.C.2, we also obtain

$$\hat{\boldsymbol{\theta}} - \boldsymbol{\theta}_0 = -\mathbf{B}(n)(\hat{\boldsymbol{\theta}} - \boldsymbol{\theta}_0) + \mathbf{r}(\boldsymbol{\theta}_0, n) - \mathbf{r}(\hat{\boldsymbol{\theta}}, n) + \mathbf{v}(\boldsymbol{\theta}_0, n),$$

and thus,

$$\{\mathbf{I} + \mathbf{B}(n)\}(\hat{\boldsymbol{\theta}} - \boldsymbol{\theta}_0) = \mathbf{r}(\boldsymbol{\theta}_0, n) - \mathbf{r}(\hat{\boldsymbol{\theta}}, n) + \mathbf{v}(\boldsymbol{\theta}_0, n). \quad (33)$$

Under Assumption S.C.2, we have $\|\mathbf{B}(n)\|_2 = \mathcal{O}(n^{-\beta_1}) = o(1)$, so $\{\mathbf{I} + \mathbf{B}(n)\}$ is nonsingular for sufficiently large n , $\{\mathbf{I} + \mathbf{B}(n)\}^{-1} = \sum_{k=0}^{\infty} \{-\mathbf{B}(n)\}^k$, and

$$\left\| \{\mathbf{I} + \mathbf{B}(n)\}^{-1} \right\|_2 = \left\| \mathbf{I} + \sum_{k=1}^{\infty} \{-\mathbf{B}(n)\}^k \right\|_2 \leq \|\mathbf{I}\|_2 + \sum_{k=1}^{\infty} \|\mathbf{B}(n)\|_2^k = \mathcal{O}(1). \quad (34)$$

Since $\hat{\boldsymbol{\theta}}$ is consistent with $\|\hat{\boldsymbol{\theta}} - \boldsymbol{\theta}_0\|_2 = o_p(1)$ by Section E, we can rewrite (33), with probability

approaching one, as

$$\begin{aligned}\widehat{\boldsymbol{\theta}} - \boldsymbol{\theta}_0 &= \{\mathbf{I} + \mathbf{B}(n)\}^{-1} \left\{ \mathbf{r}(\boldsymbol{\theta}_0, n) - \mathbf{r}(\widehat{\boldsymbol{\theta}}, n) \right\} + \{\mathbf{I} + \mathbf{B}(n)\}^{-1} \mathbf{v}(\boldsymbol{\theta}_0, n) \\ &= -\{\mathbf{I} + \mathbf{B}(n)\}^{-1} \mathbf{R}(\boldsymbol{\theta}_1^*, \dots, \boldsymbol{\theta}_p^*, n) (\widehat{\boldsymbol{\theta}} - \boldsymbol{\theta}_0) + \{\mathbf{I} + \mathbf{B}(n)\}^{-1} \mathbf{v}(\boldsymbol{\theta}_0, n),\end{aligned}\quad (35)$$

where the second equality is by mean value theorem, $\mathbf{R}(\boldsymbol{\theta}_1^*, \dots, \boldsymbol{\theta}_p^*, n)$ is a $p \times p$ matrix with the i^{th} row to be $\partial r_i(\boldsymbol{\theta}_i^*, n) / \partial \boldsymbol{\theta}^T$, $\boldsymbol{\theta}_i^* \in \Theta$ lies between $\widehat{\boldsymbol{\theta}}$ and $\boldsymbol{\theta}_0$ for $i = 1, \dots, p$, and hence $\boldsymbol{\theta}_i^*$ lies in a small neighborhood $\mathcal{B}(\boldsymbol{\theta}_0, \epsilon)$ of $\boldsymbol{\theta}_0$ for $i = 1, \dots, p$. Taking expectations on both sides of (35), we have

$$\mathbb{E}(\widehat{\boldsymbol{\theta}}) - \boldsymbol{\theta}_0 = -\mathbb{E} \left[\{\mathbf{I} + \mathbf{B}(n)\}^{-1} \mathbf{R}(\boldsymbol{\theta}_1^*, \dots, \boldsymbol{\theta}_p^*, n) (\widehat{\boldsymbol{\theta}} - \boldsymbol{\theta}_0) \right].$$

So for any $\mathbf{s} \in \mathbb{R}^p$ such that $\|\mathbf{s}\|_2 = 1$, we have

$$\mathbf{s}^T \left\{ \mathbb{E}(\widehat{\boldsymbol{\theta}}) - \boldsymbol{\theta}_0 \right\} = -\mathbb{E} \left[\mathbf{s}^T \{\mathbf{I} + \mathbf{B}(n)\}^{-1} \mathbf{R}(\boldsymbol{\theta}_1^*, \dots, \boldsymbol{\theta}_p^*, n) (\widehat{\boldsymbol{\theta}} - \boldsymbol{\theta}_0) \right],$$

and hence we have

$$\begin{aligned}\left| \mathbf{s}^T \left\{ \mathbb{E}(\widehat{\boldsymbol{\theta}}) - \boldsymbol{\theta}_0 \right\} \right| &\leq \mathbb{E} \left[\left| \mathbf{s}^T \{\mathbf{I} + \mathbf{B}(n)\}^{-1} \mathbf{R}(\boldsymbol{\theta}_1^*, \dots, \boldsymbol{\theta}_p^*, n) (\widehat{\boldsymbol{\theta}} - \boldsymbol{\theta}_0) \right| \right] \\ &= \|\mathbf{s}^T \{\mathbf{I} + \mathbf{B}(n)\}^{-1}\|_2 \mathbb{E} \left\{ \left| \mathbf{a}^T \mathbf{R}(\boldsymbol{\theta}_1^*, \dots, \boldsymbol{\theta}_p^*, n) (\widehat{\boldsymbol{\theta}} - \boldsymbol{\theta}_0) \right| \right\} \\ &\leq \|\{\mathbf{I} + \mathbf{B}(n)\}^{-1}\|_2 \mathbb{E} \left\{ \left| \mathbf{a}^T \mathbf{R}(\boldsymbol{\theta}_1^*, \dots, \boldsymbol{\theta}_p^*, n) (\widehat{\boldsymbol{\theta}} - \boldsymbol{\theta}_0) \right| \right\} \\ &= \mathcal{O}(1) \mathbb{E} \left\{ \left| \mathbf{a}^T \mathbf{R}(\boldsymbol{\theta}_1^*, \dots, \boldsymbol{\theta}_p^*, n) (\widehat{\boldsymbol{\theta}} - \boldsymbol{\theta}_0) \right| \right\},\end{aligned}\quad (36)$$

where we denote $\mathbf{a}^T \equiv \mathbf{s}^T \{\mathbf{I} + \mathbf{B}(n)\}^{-1} / \|\mathbf{s}^T \{\mathbf{I} + \mathbf{B}(n)\}^{-1}\|_2$ and the last equality uses (34).

Moreover, we note that

$$\begin{aligned}
\|\mathbf{a}^\top \mathbf{R}(\boldsymbol{\theta}_1^*, \dots, \boldsymbol{\theta}_p^*, n)\|_2^2 &= \sum_{j=1}^p \left\{ \sum_{i=1}^p a_i R_{ij}(\boldsymbol{\theta}_1^*, \dots, \boldsymbol{\theta}_p^*, n) \right\}^2 \\
&\leq p \sum_{i=1}^p \sum_{j=1}^p a_i^2 R_{ij}(\boldsymbol{\theta}_1^*, \dots, \boldsymbol{\theta}_p^*, n)^2 \\
&\leq p \max_{i=1, \dots, p} \left\| \frac{\partial r_i(\boldsymbol{\theta}_i^*, n)}{\partial \boldsymbol{\theta}} \right\|_2^2 \\
&\leq p \max_{i=1, \dots, p} \sup_{\boldsymbol{\theta} \in \mathcal{B}(\boldsymbol{\theta}_0, \epsilon)} \left\| \frac{\partial r_i(\boldsymbol{\theta}, n)}{\partial \boldsymbol{\theta}} \right\|_2^2 \\
&= \mathcal{O}(p^2 n^{-2\beta_2}),
\end{aligned}$$

where the last equality is by Assumption [S.C.2](#). Together with [\(32\)](#) and under Assumption [D.4](#), we have

$$\begin{aligned}
\mathbb{E} \left\{ \left| \mathbf{a}^\top \mathbf{R}(\boldsymbol{\theta}_1^*, \dots, \boldsymbol{\theta}_p^*, n)(\hat{\boldsymbol{\theta}} - \boldsymbol{\theta}_0) \right| \right\} &\leq \mathbb{E} \left\{ \left\| \mathbf{a}^\top \mathbf{R}(\boldsymbol{\theta}_1^*, \dots, \boldsymbol{\theta}_p^*, n) \right\|_2 \left\| \hat{\boldsymbol{\theta}} - \boldsymbol{\theta}_0 \right\|_2 \right\} \\
&= \mathcal{O} \left\{ p^{3/2} n^{-(\alpha + \beta_2)} \right\}.
\end{aligned}$$

Plugging this result into [\(36\)](#), we obtain

$$\left| \mathbf{s}^\top \left\{ \mathbb{E}(\hat{\boldsymbol{\theta}}) - \boldsymbol{\theta}_0 \right\} \right| = \mathcal{O} \left\{ p^{3/2} n^{-(\alpha + \beta_2)} \right\},$$

which completes the proof. □

J Complete statement and proof of Theorem 7 (Third result)

When the initial estimator is consistent, under Assumptions D.4, E.4, F.4 and S.C.3, for any $\mathbf{s} \in \mathbb{R}^p$ such that $\|\mathbf{s}\|_2 = 1$ we have

$$\mathbf{s}^\top \left\{ \mathbb{E}(\hat{\boldsymbol{\theta}}) - \boldsymbol{\theta}_0 \right\} = \mathcal{O} \left\{ pn^{-(2\alpha+\beta_2)} + p^{1/2}n^{-\beta_3} \right\}.$$

Proof. When the initial estimator is consistent, we have $\boldsymbol{\pi}(\boldsymbol{\theta}) = \boldsymbol{\theta}$. Then by definition in (2) we have

$$\hat{\boldsymbol{\pi}}(\boldsymbol{\theta}_0, n) = \boldsymbol{\theta}_0 + \mathbf{b}(\boldsymbol{\theta}_0, n) + \mathbf{v}(\boldsymbol{\theta}_0, n) = \boldsymbol{\pi}(\hat{\boldsymbol{\theta}}, n) = \hat{\boldsymbol{\theta}} + \mathbf{b}(\hat{\boldsymbol{\theta}}, n).$$

By rearranging the terms, we have

$$\hat{\boldsymbol{\theta}} - \boldsymbol{\theta}_0 = \mathbf{b}(\boldsymbol{\theta}_0, n) - \mathbf{b}(\hat{\boldsymbol{\theta}}, n) + \mathbf{v}(\boldsymbol{\theta}_0, n),$$

and hence, under Assumptions E.4 and F.4 we obtain

$$\begin{aligned} \left\| \hat{\boldsymbol{\theta}} - \boldsymbol{\theta}_0 \right\|_2 &\leq 2 \sup_{\boldsymbol{\theta} \in \Theta} \|\mathbf{b}(\boldsymbol{\theta}, n)\|_2 + \|\mathbf{v}(\boldsymbol{\theta}_0, n)\|_2 \\ &= \mathcal{O}(p^{1/2}n^{-\beta}) + \mathcal{O}_p(p^{1/2}n^{-\alpha}) \\ &= \mathcal{O}_p(p^{1/2}n^{-\alpha}). \end{aligned} \tag{37}$$

By Assumption S.C.3, we can write

$$\mathbf{b}(\boldsymbol{\theta}, n) = \mathbf{B}(n)\boldsymbol{\theta} + \mathbf{c}(n) + \mathbf{r}(\boldsymbol{\theta}, n) = \mathbf{B}(n)\boldsymbol{\theta} + \mathbf{c}(n) + \mathbf{u}(\boldsymbol{\theta}, n) + \mathbf{e}(\boldsymbol{\theta}, n),$$

where we define $\mathbf{u}(\boldsymbol{\theta}, n) \equiv \{u_i(\boldsymbol{\theta}, n)\}_{i=1, \dots, p}$ with $u_i(\boldsymbol{\theta}, n) \equiv n^{-\beta_2} \boldsymbol{\theta}^\top \mathbf{R}_i \boldsymbol{\theta}$. Moreover, by Tay-

lor's theorem, we have

$$\mathbf{u}(\hat{\boldsymbol{\theta}}, n) - \mathbf{u}(\boldsymbol{\theta}_0, n) = 2n^{-\beta_2} \mathbf{U}(\boldsymbol{\theta}_0)(\hat{\boldsymbol{\theta}} - \boldsymbol{\theta}_0) + \mathbf{w}(\hat{\boldsymbol{\theta}}, n),$$

where $\mathbf{U}(\boldsymbol{\theta}_0)$ is a $p \times p$ matrix with the i^{th} row to be $(\mathbf{R}_i \boldsymbol{\theta}_0)^{\text{T}}$ and $\mathbf{w}(\hat{\boldsymbol{\theta}}, n) \equiv \{w_i(\hat{\boldsymbol{\theta}}, n)\}_{i=1, \dots, p}$ with

$$w_i(\hat{\boldsymbol{\theta}}, n) \equiv n^{-\beta_2} (\hat{\boldsymbol{\theta}} - \boldsymbol{\theta}_0)^{\text{T}} \mathbf{R}_i (\hat{\boldsymbol{\theta}} - \boldsymbol{\theta}_0).$$

Then we can obtain

$$\begin{aligned} \hat{\boldsymbol{\theta}} - \boldsymbol{\theta}_0 &= \mathbf{b}(\boldsymbol{\theta}_0, n) - \mathbf{b}(\hat{\boldsymbol{\theta}}, n) + \mathbf{v}(\boldsymbol{\theta}_0, n) \\ &= -\mathbf{B}(n)(\hat{\boldsymbol{\theta}} - \boldsymbol{\theta}_0) + \mathbf{u}(\boldsymbol{\theta}_0, n) - \mathbf{u}(\hat{\boldsymbol{\theta}}, n) + \mathbf{e}(\boldsymbol{\theta}_0, n) - \mathbf{e}(\hat{\boldsymbol{\theta}}, n) + \mathbf{v}(\boldsymbol{\theta}_0, n) \\ &= -\mathbf{B}(n)(\hat{\boldsymbol{\theta}} - \boldsymbol{\theta}_0) - 2n^{-\beta_2} \mathbf{U}(\boldsymbol{\theta}_0)(\hat{\boldsymbol{\theta}} - \boldsymbol{\theta}_0) - \mathbf{w}(\hat{\boldsymbol{\theta}}, n) + \mathbf{e}(\boldsymbol{\theta}_0, n) - \mathbf{e}(\hat{\boldsymbol{\theta}}, n) + \mathbf{v}(\boldsymbol{\theta}_0, n), \end{aligned}$$

and thus,

$$\{\mathbf{I} + \mathbf{B}(n) + 2n^{-\beta_2} \mathbf{U}(\boldsymbol{\theta}_0)\} (\hat{\boldsymbol{\theta}} - \boldsymbol{\theta}_0) = -\mathbf{w}(\hat{\boldsymbol{\theta}}, n) + \mathbf{e}(\boldsymbol{\theta}_0, n) - \mathbf{e}(\hat{\boldsymbol{\theta}}, n) + \mathbf{v}(\boldsymbol{\theta}_0, n). \quad (38)$$

For simplicity, we denote $\mathbf{D} \equiv \mathbf{B}(n) + 2n^{-\beta_2} \mathbf{U}(\boldsymbol{\theta}_0)$ and we have

$$\|\mathbf{D}\|_2 \leq \|\mathbf{B}(n)\|_2 + 2n^{-\beta_2} \|\mathbf{U}(\boldsymbol{\theta}_0)\|_2 = \mathcal{O}\{n^{-\min(\beta_1, \beta_2)}\} = o(1),$$

where the equalities uses Assumption [S.C.3](#). So $(\mathbf{I} + \mathbf{D})$ is nonsingular for large enough n ,

$(\mathbf{I} + \mathbf{D})^{-1} = \sum_{k=0}^{\infty} (-\mathbf{D})^k$ and

$$\|(\mathbf{I} + \mathbf{D})^{-1}\|_2 = \left\| \mathbf{I} + \sum_{k=1}^{\infty} (-\mathbf{D})^k \right\|_2 \leq \|\mathbf{I}\|_2 + \sum_{k=1}^{\infty} \|\mathbf{D}\|_2^k = \mathcal{O}(1). \quad (39)$$

So we can rewrite (38) as

$$\hat{\boldsymbol{\theta}} - \boldsymbol{\theta}_0 = -(\mathbf{I} + \mathbf{D})^{-1} \mathbf{w}(\hat{\boldsymbol{\theta}}, n) + (\mathbf{I} + \mathbf{D})^{-1} \left\{ \mathbf{e}(\boldsymbol{\theta}_0, n) - \mathbf{e}(\hat{\boldsymbol{\theta}}, n) \right\} + (\mathbf{I} + \mathbf{D})^{-1} \mathbf{v}(\boldsymbol{\theta}_0, n).$$

Taking expectations on both sides, we have

$$\mathbb{E}(\hat{\boldsymbol{\theta}}) - \boldsymbol{\theta}_0 = -(\mathbf{I} + \mathbf{D})^{-1} \mathbb{E} \left\{ \mathbf{w}(\hat{\boldsymbol{\theta}}, n) \right\} + (\mathbf{I} + \mathbf{D})^{-1} \mathbb{E} \left\{ \mathbf{e}(\boldsymbol{\theta}_0, n) - \mathbf{e}(\hat{\boldsymbol{\theta}}, n) \right\}.$$

So for any $\mathbf{s} \in \mathbb{R}^p$ such that $\|\mathbf{s}\|_2 = 1$, we have

$$\mathbf{s}^T \left\{ \mathbb{E}(\hat{\boldsymbol{\theta}}) - \boldsymbol{\theta}_0 \right\} = -\mathbf{s}^T (\mathbf{I} + \mathbf{D})^{-1} \mathbb{E} \left\{ \mathbf{w}(\hat{\boldsymbol{\theta}}, n) \right\} + \mathbf{s}^T (\mathbf{I} + \mathbf{D})^{-1} \mathbb{E} \left\{ \mathbf{e}(\boldsymbol{\theta}_0, n) - \mathbf{e}(\hat{\boldsymbol{\theta}}, n) \right\},$$

and hence we have

$$\begin{aligned} \left| \mathbf{s}^T \left\{ \mathbb{E}(\hat{\boldsymbol{\theta}}) - \boldsymbol{\theta}_0 \right\} \right| &\leq \left| \mathbf{s}^T (\mathbf{I} + \mathbf{D})^{-1} \mathbb{E} \left\{ \mathbf{w}(\hat{\boldsymbol{\theta}}, n) \right\} \right| \\ &\quad + \left| \mathbf{s}^T (\mathbf{I} + \mathbf{D})^{-1} \mathbb{E} \left\{ \mathbf{e}(\boldsymbol{\theta}_0, n) - \mathbf{e}(\hat{\boldsymbol{\theta}}, n) \right\} \right|. \end{aligned} \quad (40)$$

Below we aim to evaluate the two terms on the right hand side of (40). For the first term, we first note that for any $\mathbf{s} \in \mathbb{R}^p$ such that $\|\mathbf{s}\|_2 = 1$, we have

$$\begin{aligned} \mathbb{E} \left\{ \left| \mathbf{s}^T \mathbf{w}(\hat{\boldsymbol{\theta}}, n) \right| \right\} &= n^{-\beta_2} \mathbb{E} \left\{ \left| (\hat{\boldsymbol{\theta}} - \boldsymbol{\theta}_0)^T \left(\sum_{i=1}^p s_i \mathbf{R}_i \right) (\hat{\boldsymbol{\theta}} - \boldsymbol{\theta}_0) \right| \right\} \\ &\leq n^{-\beta_2} \mathbb{E} \left\{ \|\hat{\boldsymbol{\theta}} - \boldsymbol{\theta}_0\|_2^2 |\lambda|_{\max} \left(\sum_{i=1}^p s_i \mathbf{R}_i \right) \right\} \\ &= \mathcal{O} \left\{ pn^{-(2\alpha + \beta_2)} \right\}, \end{aligned}$$

where the last equality uses (37), Assumptions D.4 and S.C.3. So we can obtain

$$\begin{aligned}
\left| \mathbf{s}^T (\mathbf{I} + \mathbf{D})^{-1} \mathbb{E} \left\{ \mathbf{w}(\hat{\boldsymbol{\theta}}, n) \right\} \right| &= \left\| \mathbf{s}^T (\mathbf{I} + \mathbf{D})^{-1} \right\|_2 \frac{\mathbf{s}^T (\mathbf{I} + \mathbf{D})^{-1}}{\left\| \mathbf{s}^T (\mathbf{I} + \mathbf{D})^{-1} \right\|_2} \mathbb{E} \left\{ \mathbf{w}(\hat{\boldsymbol{\theta}}, n) \right\} \\
&\leq \left\| \mathbf{s}^T (\mathbf{I} + \mathbf{D})^{-1} \right\|_2 \mathbb{E} \left\{ \left| \frac{\mathbf{s}^T (\mathbf{I} + \mathbf{D})^{-1}}{\left\| \mathbf{s}^T (\mathbf{I} + \mathbf{D})^{-1} \right\|_2} \mathbf{w}(\hat{\boldsymbol{\theta}}, n) \right| \right\} \\
&\leq \left\| (\mathbf{I} + \mathbf{D})^{-1} \right\|_2 \mathcal{O} \left\{ pn^{-(2\alpha+\beta_2)} \right\} \\
&= \mathcal{O} \left\{ pn^{-(2\alpha+\beta_2)} \right\}, \tag{41}
\end{aligned}$$

where the last equality uses (39). Next we evaluate the second term on the right hand side of (40). We first note that $\hat{\boldsymbol{\theta}}$ is consistent with $\|\hat{\boldsymbol{\theta}} - \boldsymbol{\theta}_0\|_2 = o_p(1)$ by Section E, so $\hat{\boldsymbol{\theta}}$ lies in a small neighborhood $\mathcal{B}(\boldsymbol{\theta}_0, \epsilon)$ of $\boldsymbol{\theta}_0$ with probability approaching one. So we have

$$\begin{aligned}
\left| \mathbf{s}^T (\mathbf{I} + \mathbf{D})^{-1} \left\{ \mathbf{e}(\boldsymbol{\theta}_0, n) - \mathbf{e}(\hat{\boldsymbol{\theta}}, n) \right\} \right| &\leq \left\| \mathbf{s}^T (\mathbf{I} + \mathbf{D})^{-1} \right\|_2 \left\| \mathbf{e}(\boldsymbol{\theta}_0, n) - \mathbf{e}(\hat{\boldsymbol{\theta}}, n) \right\|_2 \\
&\leq 2 \left\| (\mathbf{I} + \mathbf{D})^{-1} \right\|_2 \sup_{\boldsymbol{\theta} \in \mathcal{B}(\boldsymbol{\theta}_0, \epsilon)} \left\| \mathbf{e}(\boldsymbol{\theta}, n) \right\|_2 \\
&= \mathcal{O}(p^{1/2} n^{-\beta_3}),
\end{aligned}$$

where the last equality uses (39) and Assumption S.C.3, leading to

$$\begin{aligned}
\left| \mathbf{s}^T (\mathbf{I} + \mathbf{D})^{-1} \mathbb{E} \left\{ \mathbf{e}(\boldsymbol{\theta}_0, n) - \mathbf{e}(\hat{\boldsymbol{\theta}}, n) \right\} \right| &\leq \mathbb{E} \left[\left| \mathbf{s}^T (\mathbf{I} + \mathbf{D})^{-1} \left\{ \mathbf{e}(\boldsymbol{\theta}_0, n) - \mathbf{e}(\hat{\boldsymbol{\theta}}, n) \right\} \right| \right] \\
&= \mathcal{O}(p^{1/2} n^{-\beta_3}). \tag{42}
\end{aligned}$$

Combining the results of (41) and (42) into (40), we obtain

$$\left| \mathbf{s}^T \left\{ \mathbb{E}(\hat{\boldsymbol{\theta}}) - \boldsymbol{\theta}_0 \right\} \right| = \mathcal{O} \left\{ pn^{-(2\alpha+\beta_2)} \right\} + \mathcal{O} \left(p^{1/2} n^{-\beta_3} \right) = \mathcal{O} \left\{ pn^{-(2\alpha+\beta_2)} + p^{1/2} n^{-\beta_3} \right\},$$

which completes the proof. □

K Complete statement and proof of Theorem 7 (Fourth result)

When the initial estimator is consistent, under Assumptions D.4, E.4, F.4 and S.C.4, we have $\mathbb{E}(\hat{\boldsymbol{\theta}}) - \boldsymbol{\theta}_0 = \mathbf{0}$ when n is sufficiently large.

Proof. When the initial estimator is consistent, we have $\boldsymbol{\pi}(\boldsymbol{\theta}) = \boldsymbol{\theta}$. Then by definition in (2), we have

$$\hat{\boldsymbol{\pi}}(\boldsymbol{\theta}_0, n) = \boldsymbol{\theta}_0 + \mathbf{b}(\boldsymbol{\theta}_0, n) + \mathbf{v}(\boldsymbol{\theta}_0, n) = \boldsymbol{\pi}(\hat{\boldsymbol{\theta}}, n) = \hat{\boldsymbol{\theta}} + \mathbf{b}(\hat{\boldsymbol{\theta}}, n).$$

By rearranging the terms, we have

$$\hat{\boldsymbol{\theta}} - \boldsymbol{\theta}_0 = \mathbf{b}(\boldsymbol{\theta}_0, n) - \mathbf{b}(\hat{\boldsymbol{\theta}}, n) + \mathbf{v}(\boldsymbol{\theta}_0, n) = -\mathbf{B}(n)(\hat{\boldsymbol{\theta}} - \boldsymbol{\theta}_0) + \mathbf{v}(\boldsymbol{\theta}_0, n),$$

where the last equality is because $\mathbf{b}(\boldsymbol{\theta}, n) = \mathbf{B}(n)\boldsymbol{\theta} + \mathbf{c}(n)$ by Assumption S.C.4, and hence we have

$$\{\mathbf{I} + \mathbf{B}(n)\}(\hat{\boldsymbol{\theta}} - \boldsymbol{\theta}_0) = \mathbf{v}(\boldsymbol{\theta}_0, n).$$

Under Assumption S.C.4, we have $\|\mathbf{B}(n)\|_2 = \mathcal{O}(n^{-\beta_1}) = o(1)$, so $\{\mathbf{I} + \mathbf{B}(n)\}$ is nonsingular for sufficiently large n and we can further write

$$\hat{\boldsymbol{\theta}} - \boldsymbol{\theta}_0 = \{\mathbf{I} + \mathbf{B}(n)\}^{-1} \mathbf{v}(\boldsymbol{\theta}_0, n).$$

Taking expectations on both sides, we directly have $\mathbb{E}(\hat{\boldsymbol{\theta}}) - \boldsymbol{\theta}_0 = \mathbf{0}$ when n is sufficiently large. □

L Bias correction results of BBC

Using our notations, BBC is defined as

$$\begin{aligned}\tilde{\boldsymbol{\theta}} &\equiv \hat{\boldsymbol{\pi}}(\boldsymbol{\theta}_0, n) + \left[\hat{\boldsymbol{\pi}}(\boldsymbol{\theta}_0, n) - \frac{1}{H} \sum_{h=1}^H \hat{\boldsymbol{\pi}}_h \{ \hat{\boldsymbol{\pi}}(\boldsymbol{\theta}_0, n), n \} \right] \\ &= 2\hat{\boldsymbol{\pi}}(\boldsymbol{\theta}_0, n) - \frac{1}{H} \sum_{h=1}^H \hat{\boldsymbol{\pi}}_h \{ \hat{\boldsymbol{\pi}}(\boldsymbol{\theta}_0, n), n \},\end{aligned}\tag{43}$$

where $H \in \mathbb{N}$ is the number of simulated samples that is sufficiently large, and $\hat{\boldsymbol{\pi}}_h \{ \hat{\boldsymbol{\pi}}(\boldsymbol{\theta}_0, n), n \}$ denotes the value of the initial estimator computed on the h^{th} independent simulated sample of size n under $F_{\hat{\boldsymbol{\pi}}(\boldsymbol{\theta}_0, n)}$.

L.1 First result

When the initial estimator is consistent, under Assumptions [D.4](#), [E.4](#), [F.4](#) and [S.C.1](#), for any $\mathbf{s} \in \mathbb{R}^p$ such that $\|\mathbf{s}\|_2 = 1$ we have

$$\mathbf{s}^T \left\{ \mathbb{E}(\tilde{\boldsymbol{\theta}}) - \boldsymbol{\theta}_0 \right\} = \mathcal{O} \left\{ p^{3/2} n^{-(\alpha+\beta)} \right\}.$$

Proof. By the definition in [\(43\)](#), BBC satisfies

$$\begin{aligned}\tilde{\boldsymbol{\theta}} &= 2\hat{\boldsymbol{\pi}}(\boldsymbol{\theta}_0, n) - \frac{1}{H} \sum_{h=1}^H \hat{\boldsymbol{\pi}}_h \{ \hat{\boldsymbol{\pi}}(\boldsymbol{\theta}_0, n), n \} \\ &= \hat{\boldsymbol{\pi}}(\boldsymbol{\theta}_0, n) + \boldsymbol{\theta}_0 + \mathbf{b}(\boldsymbol{\theta}_0, n) + \mathbf{v}(\boldsymbol{\theta}_0, n) \\ &\quad - \left[\hat{\boldsymbol{\pi}}(\boldsymbol{\theta}_0, n) + \mathbf{b} \{ \hat{\boldsymbol{\pi}}(\boldsymbol{\theta}_0, n), n \} + \frac{1}{H} \sum_{h=1}^H \mathbf{v}_h \{ \hat{\boldsymbol{\pi}}(\boldsymbol{\theta}_0, n), n \} \right] \\ &= \boldsymbol{\theta}_0 + \mathbf{b}(\boldsymbol{\theta}_0, n) - \mathbf{b} \{ \hat{\boldsymbol{\pi}}(\boldsymbol{\theta}_0, n), n \} + \mathbf{v}(\boldsymbol{\theta}_0, n) - \frac{1}{H} \sum_{h=1}^H \mathbf{v}_h \{ \hat{\boldsymbol{\pi}}(\boldsymbol{\theta}_0, n), n \},\end{aligned}$$

where $\mathbf{v}_h \{ \hat{\boldsymbol{\pi}}(\boldsymbol{\theta}_0, n), n \}$ corresponds to the zero mean noise of the h^{th} simulated sample under

$F_{\hat{\boldsymbol{\pi}}(\boldsymbol{\theta}_0, n)}$. By rearranging terms and taking expectations on both sides, we obtain

$$\mathbb{E}(\tilde{\boldsymbol{\theta}}) - \boldsymbol{\theta}_0 = \mathbf{b}(\boldsymbol{\theta}_0, n) - \mathbb{E}[\mathbf{b}\{\hat{\boldsymbol{\pi}}(\boldsymbol{\theta}_0, n), n\}]. \quad (44)$$

Since $\hat{\boldsymbol{\pi}}(\boldsymbol{\theta}_0, n)$ is consistent, for any $\mathbf{s} \in \mathbb{R}^p$ such that $\|\mathbf{s}\|_2 = 1$, with probability approaching one we have

$$\begin{aligned} \left| \mathbf{s}^\top \left\{ \mathbb{E}(\tilde{\boldsymbol{\theta}}) - \boldsymbol{\theta}_0 \right\} \right| &= \left| \mathbf{s}^\top (\mathbf{b}(\boldsymbol{\theta}_0, n) - \mathbb{E}[\mathbf{b}\{\hat{\boldsymbol{\pi}}(\boldsymbol{\theta}_0, n), n\}]) \right| \\ &= \left| \mathbb{E}[\mathbf{s}^\top \mathbf{B}(\boldsymbol{\theta}_1^*, \dots, \boldsymbol{\theta}_p^*, n) \{\hat{\boldsymbol{\pi}}(\boldsymbol{\theta}_0, n) - \boldsymbol{\theta}_0\}] \right| \\ &\leq \mathbb{E} \left\{ \left\| \mathbf{s}^\top \mathbf{B}(\boldsymbol{\theta}_1^*, \dots, \boldsymbol{\theta}_p^*, n) \right\|_2 \left\| \hat{\boldsymbol{\pi}}(\boldsymbol{\theta}_0, n) - \boldsymbol{\theta}_0 \right\|_2 \right\}, \end{aligned} \quad (45)$$

where the second equality is by the mean value theorem, $\mathbf{B}(\boldsymbol{\theta}_1^*, \dots, \boldsymbol{\theta}_p^*, n)$ is a $p \times p$ matrix with the i^{th} row to be $\partial b_i(\boldsymbol{\theta}_i^*, n)/\partial \boldsymbol{\theta}^\top$, $\boldsymbol{\theta}_i^* \in \Theta$ lies between $\hat{\boldsymbol{\pi}}(\boldsymbol{\theta}_0, n)$ and $\boldsymbol{\theta}_0$ for $i = 1, \dots, p$, and hence $\boldsymbol{\theta}_i^*$ lies in a small neighborhood $\mathcal{B}(\boldsymbol{\theta}_0, \epsilon)$ of $\boldsymbol{\theta}_0$ for $i = 1, \dots, p$. Note that

$$\begin{aligned} \left\| \mathbf{s}^\top \mathbf{B}(\boldsymbol{\theta}_1^*, \dots, \boldsymbol{\theta}_p^*, n) \right\|_2 &\leq \left\| \mathbf{B}(\boldsymbol{\theta}_1^*, \dots, \boldsymbol{\theta}_p^*, n) \right\|_F \\ &\leq p^{1/2} \max_{i=1, \dots, p} \left\| \frac{\partial b_i(\boldsymbol{\theta}_i^*, n)}{\partial \boldsymbol{\theta}^\top} \right\|_2 \\ &\leq p^{1/2} \max_{i=1, \dots, p} \sup_{\boldsymbol{\theta} \in \mathcal{B}(\boldsymbol{\theta}_0, \epsilon)} \left\| \frac{\partial b_i(\boldsymbol{\theta}, n)}{\partial \boldsymbol{\theta}^\top} \right\|_2 \\ &= \mathcal{O}(pn^{-\beta}), \end{aligned} \quad (46)$$

where the last equality is by Assumption [S.C.1](#). Moreover, we recall that $\hat{\boldsymbol{\pi}}(\boldsymbol{\theta}_0, n) = \boldsymbol{\theta}_0 + \mathbf{b}(\boldsymbol{\theta}_0, n) + \mathbf{v}(\boldsymbol{\theta}_0, n)$, so we have

$$\begin{aligned} \left\| \hat{\boldsymbol{\pi}}(\boldsymbol{\theta}_0, n) - \boldsymbol{\theta}_0 \right\|_2 &\leq \left\| \mathbf{b}(\boldsymbol{\theta}_0, n) \right\|_2 + \left\| \mathbf{v}(\boldsymbol{\theta}_0, n) \right\|_2 \\ &= \mathcal{O}(p^{1/2}n^{-\beta}) + \mathcal{O}_p(p^{1/2}n^{-\alpha}) \\ &= \mathcal{O}_p(p^{1/2}n^{-\alpha}), \end{aligned} \quad (47)$$

where the equalities use Assumptions E.4 and F.4. Therefore, plugging in the results of (46) and (47) into (45), under Assumption D.4 we obtain that for any $\mathbf{s} \in \mathbb{R}^p$ such that $\|\mathbf{s}\|_2 = 1$, we have

$$\mathbf{s}^\top \left\{ \mathbb{E}(\tilde{\boldsymbol{\theta}}) - \boldsymbol{\theta}_0 \right\} = \mathcal{O} \left\{ p^{3/2} n^{-(\alpha+\beta)} \right\}.$$

□

L.2 Second result

When the initial estimator is consistent, under Assumptions D.4, E.4, F.4 and S.C.2, for any $\mathbf{s} \in \mathbb{R}^p$ such that $\|\mathbf{s}\|_2 = 1$ we have

$$\mathbf{s}^\top \left\{ \mathbb{E}(\tilde{\boldsymbol{\theta}}) - \boldsymbol{\theta}_0 \right\} = \mathcal{O} \left\{ p^{1/2} n^{-(\beta+\beta_1)} + p^{3/2} n^{-(\alpha+\beta_2)} \right\}.$$

Proof. By the definition in (43), BBC satisfies

$$\begin{aligned} \tilde{\boldsymbol{\theta}} &= 2\hat{\boldsymbol{\pi}}(\boldsymbol{\theta}_0, n) - \frac{1}{H} \sum_{h=1}^H \hat{\boldsymbol{\pi}}_h \{ \hat{\boldsymbol{\pi}}(\boldsymbol{\theta}_0, n), n \} \\ &= \hat{\boldsymbol{\pi}}(\boldsymbol{\theta}_0, n) + \boldsymbol{\theta}_0 + \mathbf{b}(\boldsymbol{\theta}_0, n) + \mathbf{v}(\boldsymbol{\theta}_0, n) \\ &\quad - \left[\hat{\boldsymbol{\pi}}(\boldsymbol{\theta}_0, n) + \mathbf{b} \{ \hat{\boldsymbol{\pi}}(\boldsymbol{\theta}_0, n), n \} + \frac{1}{H} \sum_{h=1}^H \mathbf{v}_h \{ \hat{\boldsymbol{\pi}}(\boldsymbol{\theta}_0, n), n \} \right] \\ &= \boldsymbol{\theta}_0 + \mathbf{b}(\boldsymbol{\theta}_0, n) - \mathbf{b} \{ \hat{\boldsymbol{\pi}}(\boldsymbol{\theta}_0, n), n \} + \mathbf{v}(\boldsymbol{\theta}_0, n) - \frac{1}{H} \sum_{h=1}^H \mathbf{v}_h \{ \hat{\boldsymbol{\pi}}(\boldsymbol{\theta}_0, n), n \}. \end{aligned}$$

By rearranging terms and taking expectations on both sides, we obtain

$$\mathbb{E}(\tilde{\boldsymbol{\theta}}) - \boldsymbol{\theta}_0 = \mathbf{b}(\boldsymbol{\theta}_0, n) - \mathbb{E}[\mathbf{b} \{ \hat{\boldsymbol{\pi}}(\boldsymbol{\theta}_0, n), n \}].$$

Since $\mathbf{b}(\boldsymbol{\theta}, n) = \mathbf{B}(n)\boldsymbol{\theta} + \mathbf{c}(n) + \mathbf{r}(\boldsymbol{\theta}, n)$ by Assumption [S.C.2](#), we can further write

$$\begin{aligned}\mathbb{E}(\tilde{\boldsymbol{\theta}}) - \boldsymbol{\theta}_0 &= \mathbf{B}(n)\boldsymbol{\theta}_0 + \mathbf{c}(n) + \mathbf{r}(\boldsymbol{\theta}_0, n) - \mathbf{B}(n)\mathbb{E}\{\hat{\boldsymbol{\pi}}(\boldsymbol{\theta}_0, n)\} - \mathbf{c}(n) - \mathbb{E}[\mathbf{r}\{\hat{\boldsymbol{\pi}}(\boldsymbol{\theta}_0, n), n\}] \\ &= -\mathbf{B}(n)\mathbf{b}(\boldsymbol{\theta}_0, n) + \mathbf{r}(\boldsymbol{\theta}_0, n) - \mathbb{E}[\mathbf{r}\{\hat{\boldsymbol{\pi}}(\boldsymbol{\theta}_0, n), n\}].\end{aligned}$$

So for any $\mathbf{s} \in \mathbb{R}^p$ such that $\|\mathbf{s}\|_2 = 1$ we have

$$\begin{aligned}\left| \mathbf{s}^T \left\{ \mathbb{E}(\tilde{\boldsymbol{\theta}}) - \boldsymbol{\theta}_0 \right\} \right| &\leq \left| \mathbf{s}^T \mathbf{B}(n) \mathbf{b}(\boldsymbol{\theta}_0, n) \right| + \mathbb{E} \left(\left| \mathbf{s}^T [\mathbf{r}(\boldsymbol{\theta}_0, n) - \mathbf{r}\{\hat{\boldsymbol{\pi}}(\boldsymbol{\theta}_0, n), n\}] \right| \right) \\ &\leq \|\mathbf{B}(n)\|_2 \|\mathbf{b}(\boldsymbol{\theta}_0, n)\|_2 + \mathbb{E} \left(\left| \mathbf{s}^T [\mathbf{r}(\boldsymbol{\theta}_0, n) - \mathbf{r}\{\hat{\boldsymbol{\pi}}(\boldsymbol{\theta}_0, n), n\}] \right| \right) \\ &= \mathcal{O} \left\{ p^{1/2} n^{-(\beta+\beta_1)} \right\} + \mathbb{E} \left(\left| \mathbf{s}^T [\mathbf{r}(\boldsymbol{\theta}_0, n) - \mathbf{r}\{\hat{\boldsymbol{\pi}}(\boldsymbol{\theta}_0, n), n\}] \right| \right),\end{aligned}\quad (48)$$

where the last equality uses Assumptions [F.4](#) and [S.C.2](#). Moreover, since $\hat{\boldsymbol{\pi}}(\boldsymbol{\theta}_0, n)$ is consistent, with probability approaching one we have

$$\begin{aligned}\mathbb{E} \left(\left| \mathbf{s}^T [\mathbf{r}(\boldsymbol{\theta}_0, n) - \mathbf{r}\{\hat{\boldsymbol{\pi}}(\boldsymbol{\theta}_0, n), n\}] \right| \right) &= \mathbb{E} \left[\left| \mathbf{s}^T \mathbf{R}(\boldsymbol{\theta}_1^*, \dots, \boldsymbol{\theta}_p^*, n) \{\hat{\boldsymbol{\pi}}(\boldsymbol{\theta}_0, n) - \boldsymbol{\theta}_0\} \right| \right] \\ &\leq \mathbb{E} \left\{ \left\| \mathbf{s}^T \mathbf{R}(\boldsymbol{\theta}_1^*, \dots, \boldsymbol{\theta}_p^*, n) \right\|_2 \|\hat{\boldsymbol{\pi}}(\boldsymbol{\theta}_0, n) - \boldsymbol{\theta}_0\|_2 \right\},\end{aligned}$$

where the first equality is by mean value theorem, $\mathbf{R}(\boldsymbol{\theta}_1^*, \dots, \boldsymbol{\theta}_p^*, n)$ is a $p \times p$ matrix with the i^{th} row to be $\partial r_i(\boldsymbol{\theta}_i^*, n)/\partial \boldsymbol{\theta}^T$, $\boldsymbol{\theta}_i^* \in \Theta$ lies between $\hat{\boldsymbol{\pi}}(\boldsymbol{\theta}_0, n)$ and $\boldsymbol{\theta}_0$ for $i = 1, \dots, p$, and hence $\boldsymbol{\theta}_i^*$ lies in a small neighborhood $\mathcal{B}(\boldsymbol{\theta}_0, \epsilon)$ of $\boldsymbol{\theta}_0$ for $i = 1, \dots, p$. We also note that by

Assumption S.C.2 we have

$$\begin{aligned}
\|\mathbf{s}^\top \mathbf{R}(\boldsymbol{\theta}_1^*, \dots, \boldsymbol{\theta}_p^*, n)\|_2^2 &= \sum_{j=1}^p \left\{ \sum_{i=1}^p s_i R_{ij}(\boldsymbol{\theta}_1^*, \dots, \boldsymbol{\theta}_p^*, n) \right\}^2 \\
&\leq p \sum_{i=1}^p \sum_{j=1}^p s_i^2 R_{ij}(\boldsymbol{\theta}_1^*, \dots, \boldsymbol{\theta}_p^*, n)^2 \\
&\leq p \max_{i=1, \dots, p} \left\| \frac{\partial r_i(\boldsymbol{\theta}_i^*, n)}{\partial \boldsymbol{\theta}} \right\|_2^2 \\
&\leq p \max_{i=1, \dots, p} \sup_{\boldsymbol{\theta} \in \mathcal{B}(\boldsymbol{\theta}_0, \epsilon)} \left\| \frac{\partial r_i(\boldsymbol{\theta}, n)}{\partial \boldsymbol{\theta}} \right\|_2^2 \\
&= \mathcal{O}(p^2 n^{-2\beta_2}),
\end{aligned}$$

and by Assumptions E.4 and F.4 we have

$$\|\widehat{\boldsymbol{\pi}}(\boldsymbol{\theta}_0, n) - \boldsymbol{\theta}_0\|_2 \leq \|\mathbf{b}(\boldsymbol{\theta}_0, n)\|_2 + \|\mathbf{v}(\boldsymbol{\theta}_0, n)\|_2 = \mathcal{O}_p(p^{1/2} n^{-\alpha}).$$

So under Assumption D.4 we have

$$\begin{aligned}
\mathbb{E} \left(\left| \mathbf{s}^\top [\mathbf{r}(\boldsymbol{\theta}_0, n) - \mathbf{r}\{\widehat{\boldsymbol{\pi}}(\boldsymbol{\theta}_0, n), n\}] \right| \right) &\leq \mathbb{E} \left\{ \|\mathbf{s}^\top \mathbf{R}(\boldsymbol{\theta}_1^*, \dots, \boldsymbol{\theta}_p^*, n)\|_2 \|\widehat{\boldsymbol{\pi}}(\boldsymbol{\theta}_0, n) - \boldsymbol{\theta}_0\|_2 \right\} \\
&= \mathcal{O} \left\{ p^{3/2} n^{-(\alpha+\beta_2)} \right\}.
\end{aligned} \tag{49}$$

Plugging the result of (49) into (48), we obtain

$$\mathbf{s}^\top \left\{ \mathbb{E}(\tilde{\boldsymbol{\theta}}) - \boldsymbol{\theta}_0 \right\} = \mathcal{O} \left\{ p^{1/2} n^{-(\beta+\beta_1)} + p^{3/2} n^{-(\alpha+\beta_2)} \right\}.$$

□

L.3 Third result

When the initial estimator is consistent, under Assumptions [D.4](#), [E.4](#), [F.4](#) and [S.C.4](#), for any $\mathbf{s} \in \mathbb{R}^p$ such that $\|\mathbf{s}\|_2 = 1$ we have

$$\mathbf{s}^\top \left\{ \mathbb{E}(\tilde{\boldsymbol{\theta}}) - \boldsymbol{\theta}_0 \right\} = \mathcal{O} \left\{ p^{1/2} n^{-(\beta+\beta_1)} \right\}.$$

Proof. By the definition in [\(43\)](#), BBC satisfies

$$\begin{aligned} \tilde{\boldsymbol{\theta}} &= 2\hat{\boldsymbol{\pi}}(\boldsymbol{\theta}_0, n) - \frac{1}{H} \sum_{h=1}^H \hat{\boldsymbol{\pi}}_h \{ \hat{\boldsymbol{\pi}}(\boldsymbol{\theta}_0, n), n \} \\ &= \hat{\boldsymbol{\pi}}(\boldsymbol{\theta}_0, n) + \boldsymbol{\theta}_0 + \mathbf{b}(\boldsymbol{\theta}_0, n) + \mathbf{v}(\boldsymbol{\theta}_0, n) \\ &\quad - \left[\hat{\boldsymbol{\pi}}(\boldsymbol{\theta}_0, n) + \mathbf{b} \{ \hat{\boldsymbol{\pi}}(\boldsymbol{\theta}_0, n), n \} + \frac{1}{H} \sum_{h=1}^H \mathbf{v}_h \{ \hat{\boldsymbol{\pi}}(\boldsymbol{\theta}_0, n), n \} \right] \\ &= \boldsymbol{\theta}_0 + \mathbf{b}(\boldsymbol{\theta}_0, n) - \mathbf{b} \{ \hat{\boldsymbol{\pi}}(\boldsymbol{\theta}_0, n), n \} + \mathbf{v}(\boldsymbol{\theta}_0, n) - \frac{1}{H} \sum_{h=1}^H \mathbf{v}_h \{ \hat{\boldsymbol{\pi}}(\boldsymbol{\theta}_0, n), n \}. \end{aligned}$$

By rearranging terms and taking expectations on both sides, we obtain

$$\mathbb{E}(\tilde{\boldsymbol{\theta}}) - \boldsymbol{\theta}_0 = \mathbf{b}(\boldsymbol{\theta}_0, n) - \mathbb{E}[\mathbf{b} \{ \hat{\boldsymbol{\pi}}(\boldsymbol{\theta}_0, n), n \}].$$

Since $\mathbf{b}(\boldsymbol{\theta}, n) = \mathbf{B}(n)\boldsymbol{\theta} + \mathbf{c}(n)$ by Assumption [S.C.4](#), we can further write

$$\mathbb{E}(\tilde{\boldsymbol{\theta}}) - \boldsymbol{\theta}_0 = \mathbf{B}(n)\boldsymbol{\theta}_0 + \mathbf{c}(n) - \mathbf{B}(n)\mathbb{E} \{ \hat{\boldsymbol{\pi}}(\boldsymbol{\theta}_0, n) \} - \mathbf{c}(n) = -\mathbf{B}(n)\mathbf{b}(\boldsymbol{\theta}_0, n).$$

So for any $\mathbf{s} \in \mathbb{R}^p$ such that $\|\mathbf{s}\|_2 = 1$ we have

$$\left| \mathbf{s}^\top \left\{ \mathbb{E}(\tilde{\boldsymbol{\theta}}) - \boldsymbol{\theta}_0 \right\} \right| \leq \|\mathbf{B}(n)\|_2 \|\mathbf{b}(\boldsymbol{\theta}_0, n)\|_2 = \mathcal{O} \left\{ p^{1/2} n^{-(\beta+\beta_1)} \right\},$$

where the last equality is by Assumptions [F.4](#) and [S.C.4](#). □

M Asymptotic normality of NMLE for a logistic regression with misclassification

Consider a binary random variable Y with $\text{pr}(Y = 1) = \exp(\mathbf{x}^\top \boldsymbol{\beta}_0) / \{1 + \exp(\mathbf{x}^\top \boldsymbol{\beta}_0)\}$ and $\text{pr}(Y = 0) = 1 / \{1 + \exp(\mathbf{x}^\top \boldsymbol{\beta}_0)\}$, where \mathbf{x} is a p -dimensional fixed covariate vector, $\boldsymbol{\beta}_0 \in \Theta$ is the vector of the true regression coefficients, and Θ is a compact convex subset of \mathbb{R}^p . Given the fixed covariate \mathbf{x}_i with $i = 1, \dots, n$, instead of observing Y_i , we observe a random sample Z_i which is a misclassified version of Y_i . For simplicity, we assume that the false positive rate is zero and that the false negative rate is $\alpha \in [0, 1)$, i.e.,

$$\text{pr}(Z = 1|Y = 0) = 0 \quad \text{and} \quad \text{pr}(Z = 0|Y = 1) = \alpha.$$

Therefore, the true model for the random variable Z is given by

$$\begin{aligned} \text{pr}(Z = 0) &= \text{pr}(Z = 0|Y = 0)\text{pr}(Y = 0) + \text{pr}(Z = 0|Y = 1)\text{pr}(Y = 1) \\ &= \frac{1 + \alpha \exp(\mathbf{x}^\top \boldsymbol{\beta}_0)}{1 + \exp(\mathbf{x}^\top \boldsymbol{\beta}_0)}, \end{aligned}$$

and

$$\begin{aligned} \mu(\boldsymbol{\beta}_0) \equiv \text{pr}(Z = 1) &= \text{pr}(Z = 1|Y = 0)\text{pr}(Y = 0) + \text{pr}(Z = 1|Y = 1)\text{pr}(Y = 1) \\ &= \frac{(1 - \alpha) \exp(\mathbf{x}^\top \boldsymbol{\beta}_0)}{1 + \exp(\mathbf{x}^\top \boldsymbol{\beta}_0)}. \end{aligned}$$

We consider a postulated model for Z , which is the classical logistic regression without misclassification. In other words, we assume that the model for Z is

$$\mu^*(\boldsymbol{\beta}) \equiv \text{pr}^*(Z = 1) = \frac{\exp(\mathbf{x}^\top \boldsymbol{\beta})}{1 + \exp(\mathbf{x}^\top \boldsymbol{\beta})} \quad \text{and} \quad \text{pr}^*(Z = 0) = \frac{1}{1 + \exp(\mathbf{x}^\top \boldsymbol{\beta})}.$$

In this case, the score function corresponding to this postulated model is $\mathbf{s}(\boldsymbol{\beta}) = \sum_{i=1}^n \{z_i - \mu_i^*(\boldsymbol{\beta})\} \mathbf{x}_i$. So the corresponding MLE is

$$\hat{\boldsymbol{\pi}} \equiv \underset{\boldsymbol{\beta} \in \Theta}{\operatorname{argzero}} \mathbf{s}(\boldsymbol{\beta}) = \underset{\boldsymbol{\beta} \in \Theta}{\operatorname{argzero}} \sum_{i=1}^n \{z_i - \mu_i^*(\boldsymbol{\beta})\} \mathbf{x}_i.$$

Since the postulated model does not take into account the misclassification, we call the resulting $\hat{\boldsymbol{\pi}}$ Naive MLE (NMLE) and it is inconsistent to the true parameter $\boldsymbol{\beta}_0$. We also define

$$\boldsymbol{\pi}_0 \equiv \underset{\boldsymbol{\beta} \in \Theta}{\operatorname{argzero}} \sum_{i=1}^n \{\mathbb{E}(Z_i) - \mu_i^*(\boldsymbol{\beta})\} \mathbf{x}_i = \underset{\boldsymbol{\beta} \in \Theta}{\operatorname{argzero}} \sum_{i=1}^n \{\mu_i(\boldsymbol{\beta}_0) - \mu_i^*(\boldsymbol{\beta})\} \mathbf{x}_i.$$

To show the asymptotic normality of $\sqrt{n}(\hat{\boldsymbol{\pi}} - \boldsymbol{\pi}_0)$, we consider the following assumptions:

(L1) The parameter dimension p satisfies $p^2 \log(n) n^{-1} \rightarrow 0$.

(L2) $\sum_{i=1}^n \|\mathbf{x}_i\|_2^2 = \mathcal{O}(np)$ and $\sup_{\mathbf{s} \in \mathbb{R}^p: \|\mathbf{s}\|_2=1} \sum_{i=1}^n (\mathbf{s}^T \mathbf{x}_i)^4 = \mathcal{O}(n)$.

(L3) $\liminf_{n \rightarrow \infty} \lambda_{\min}(\mathbf{D}_n) \geq C$, where $\mathbf{D}_n \equiv n^{-1} \sum_{i=1}^n \exp(\mathbf{x}_i^T \boldsymbol{\pi}_0) / \{1 + \exp(\mathbf{x}_i^T \boldsymbol{\pi}_0)\}^2 \mathbf{x}_i \mathbf{x}_i^T$, C is a finite positive constant, and $\lambda_{\min}(\cdot)$ refers to the minimum eigenvalue.

(L4) For any $\mathbf{s} \in \mathbb{R}^p$ such that $\|\mathbf{s}\|_2 = 1$, we have $\liminf_{n \rightarrow \infty} n^{-1} \sum_{i=1}^n (\mathbf{s}^T \mathbf{x}_i)^2 \geq C$, where C is a finite positive constant.

To start, we verify conditions (C0)-(C5) of [He and Shao \(2000\)](#) so that we can use their Theorem 2.2. We define $\boldsymbol{\psi}(Z_i, \mathbf{x}_i, \boldsymbol{\beta}) \equiv \{Z_i - \mu_i^*(\boldsymbol{\beta})\} \mathbf{x}_i$ and

$$\begin{aligned} \boldsymbol{\eta}_i(\boldsymbol{\beta}_1, \boldsymbol{\beta}_2) &\equiv \boldsymbol{\psi}(Z_i, \mathbf{x}_i, \boldsymbol{\beta}_1) - \boldsymbol{\psi}(Z_i, \mathbf{x}_i, \boldsymbol{\beta}_2) - \mathbb{E}_{\boldsymbol{\beta}_1} \{\boldsymbol{\psi}(Z_i, \mathbf{x}_i, \boldsymbol{\beta}_1)\} + \mathbb{E}_{\boldsymbol{\beta}_2} \{\boldsymbol{\psi}(Z_i, \mathbf{x}_i, \boldsymbol{\beta}_2)\} \\ &= \{\mu_i(\boldsymbol{\beta}_2) - \mu_i(\boldsymbol{\beta}_1)\} \mathbf{x}_i. \end{aligned}$$

Condition (C0) is trivially satisfied by the definition of $\hat{\boldsymbol{\pi}}$.

To verify condition (C1), we first note that by assumption (L2) we have

$$\max_{i=1,\dots,n} \sup_{\beta_1: \|\beta_1 - \beta_2\|_2 \leq d} \{\mu_i^*(\beta_2) - \mu_i^*(\beta_1)\}^2 \leq c \max_{i=1,\dots,n} \sup_{\beta_1: \|\beta_1 - \beta_2\|_2 \leq d} \|\mathbf{x}_i\|_2^2 \|\beta_1 - \beta_2\|_2^2 \leq cnpd^2,$$

with large enough n , where c is a finite positive constant and $0 < d \leq 1$. So we have

$$\begin{aligned} & \max_{i=1,\dots,n} \mathbb{E} \left\{ \sup_{\beta_1: \|\beta_1 - \beta_2\|_2 \leq d} \|\boldsymbol{\eta}_i(\beta_1, \beta_2)\|_2^2 \right\} \\ & \leq (1 - \alpha)^2 \max_{i=1,\dots,n} \sup_{\beta_1: \|\beta_1 - \beta_2\|_2 \leq d} \{\mu_i^*(\beta_2) - \mu_i^*(\beta_1)\}^2 \sum_{i=1}^n \|\mathbf{x}_i\|_2^2 \\ & \leq n^3 d^2, \end{aligned}$$

with large enough n , where the last inequality is by assumption (L1). So condition (C1) is satisfied with $C = 3$ and $r = 2$.

To verify condition (C2), we first note that

$$\begin{aligned} \left\| \sum_{i=1}^n \boldsymbol{\psi}(Z_i, \mathbf{x}_i, \boldsymbol{\pi}_0) \right\|_2^2 &= \sum_{j=1}^p \left[\sum_{i=1}^n \{Z_i - \mu_i(\beta_0)\} x_{ij} + \sum_{i=1}^n \{\mu_i(\beta_0) - \mu_i^*(\boldsymbol{\pi}_0)\} x_{ij} \right]^2 \\ &= \sum_{j=1}^p \left[\sum_{i=1}^n \{Z_i - \mu_i(\beta_0)\} x_{ij} \right]^2 + \sum_{j=1}^p \left[\sum_{i=1}^n \{\mu_i(\beta_0) - \mu_i^*(\boldsymbol{\pi}_0)\} x_{ij} \right]^2 \\ &\quad + 2 \sum_{j=1}^p \left[\sum_{i=1}^n \{Z_i - \mu_i(\beta_0)\} x_{ij} \right] \left[\sum_{i=1}^n \{\mu_i(\beta_0) - \mu_i^*(\boldsymbol{\pi}_0)\} x_{ij} \right] \\ &= \sum_{j=1}^p \left[\sum_{i=1}^n \{Z_i - \mu_i(\beta_0)\} x_{ij} \right]^2, \end{aligned}$$

where the last equality uses the definition of $\boldsymbol{\pi}_0$, i.e., $\sum_{i=1}^n \{\mu_i(\beta_0) - \mu_i^*(\boldsymbol{\pi}_0)\} \mathbf{x}_i = \mathbf{0}$. Moreover, by assumption (L2) we have

$$\sum_{j=1}^p \mathbb{E} \left(\left[\sum_{i=1}^n \{Z_i - \mu_i(\beta_0)\} x_{ij} \right]^2 \right) = \sum_{i=1}^n \sum_{j=1}^p x_{ij}^2 \text{var}(Z_i) = \mathcal{O}(np).$$

So we have $\sum_{j=1}^p [\sum_{i=1}^n \{Z_i - \mu_i(\boldsymbol{\beta}_0)\} x_{ij}]^2 = \mathcal{O}_p(np)$ by Markov's inequality, and hence $\|\sum_{i=1}^n \boldsymbol{\psi}(Z_i, \mathbf{x}_i, \boldsymbol{\pi}_0)\|_2 = \mathcal{O}_p(n^{1/2}p^{1/2})$, which verifies condition (C2).

To verify condition (C3), for any $\mathbf{s} \in \mathbb{R}^p$ such that $\|\mathbf{s}\|_2 = 1$ and any $\boldsymbol{\beta} \in \Theta$, by Taylor's theorem we have

$$\begin{aligned} & \mathbf{s}^\top \sum_{i=1}^n \{\boldsymbol{\psi}(Z_i, \mathbf{x}_i, \boldsymbol{\pi}_0) - \boldsymbol{\psi}(Z_i, \mathbf{x}_i, \boldsymbol{\beta})\} \\ &= \sum_{i=1}^n b'(\mathbf{x}_i^\top \boldsymbol{\pi}_0) \mathbf{s}^\top \mathbf{x}_i \mathbf{x}_i^\top (\boldsymbol{\beta} - \boldsymbol{\pi}_0) + \frac{1}{2} \sum_{i=1}^n (\boldsymbol{\beta} - \boldsymbol{\pi}_0)^\top b''(\mathbf{x}_i^\top \boldsymbol{\beta}') \mathbf{s}^\top \mathbf{x}_i \mathbf{x}_i \mathbf{x}_i^\top (\boldsymbol{\beta} - \boldsymbol{\pi}_0) \\ &= n \mathbf{s}^\top \mathbf{D}_n (\boldsymbol{\beta} - \boldsymbol{\pi}_0) + \frac{1}{2} \sum_{i=1}^n (\boldsymbol{\beta} - \boldsymbol{\pi}_0)^\top b''(\mathbf{x}_i^\top \boldsymbol{\beta}') \mathbf{s}^\top \mathbf{x}_i \mathbf{x}_i \mathbf{x}_i^\top (\boldsymbol{\beta} - \boldsymbol{\pi}_0), \end{aligned}$$

where $b'(\cdot), b''(\cdot)$ denote the first and second derivatives of the expit function respectively and are both bounded, and $\boldsymbol{\beta}' \in \Theta$ lies between $\boldsymbol{\beta}$ and $\boldsymbol{\pi}_0$. So for any $B > 0$, we have

$$\begin{aligned} & \sup_{\mathbf{s} \in \mathbb{R}^p: \|\mathbf{s}\|_2=1} \sup_{\boldsymbol{\beta}: \|\boldsymbol{\beta} - \boldsymbol{\pi}_0\|_2 \leq B(p/n)^{1/2}} \left| \mathbf{s}^\top \sum_{i=1}^n \mathbb{E} \{\boldsymbol{\psi}(Z_i, \mathbf{x}_i, \boldsymbol{\pi}_0) - \boldsymbol{\psi}(Z_i, \mathbf{x}_i, \boldsymbol{\beta})\} - n \mathbf{s}^\top \mathbf{D}_n (\boldsymbol{\beta} - \boldsymbol{\pi}_0) \right| \\ &\leq C \sup_{\mathbf{s} \in \mathbb{R}^p: \|\mathbf{s}\|_2=1} \sup_{\boldsymbol{\beta}: \|\boldsymbol{\beta} - \boldsymbol{\pi}_0\|_2 \leq B(p/n)^{1/2}} (\boldsymbol{\beta} - \boldsymbol{\pi}_0)^\top \sum_{i=1}^n |\mathbf{s}^\top \mathbf{x}_i| \mathbf{x}_i \mathbf{x}_i^\top (\boldsymbol{\beta} - \boldsymbol{\pi}_0) \\ &\leq C \sup_{\boldsymbol{\beta}: \|\boldsymbol{\beta} - \boldsymbol{\pi}_0\|_2 \leq B(p/n)^{1/2}} \|\boldsymbol{\beta} - \boldsymbol{\pi}_0\|_2^2 \sup_{\mathbf{s} \in \mathbb{R}^p: \|\mathbf{s}\|_2=1} \sup_{\mathbf{a} \in \mathbb{R}^p: \|\mathbf{a}\|_2=1} \sum_{i=1}^n |\mathbf{a}^\top \mathbf{x}_i|^2 |\mathbf{s}^\top \mathbf{x}_i| \\ &= \mathcal{O}(p) \\ &= o(n^{1/2}), \end{aligned}$$

where C is a finite positive constant. The first equality uses Cauchy-Schwarz inequality and assumption (L2). The last equality uses assumption (L1). So condition (C3) is verified.

Lastly, to verify conditions (C4) and (C5), for any $B > 0$ we have

$$\begin{aligned}
& \sup_{\mathbf{s} \in \mathbb{R}^p: \|\mathbf{s}\|_2=1} \sup_{\boldsymbol{\beta}_1: \|\boldsymbol{\beta}_1 - \boldsymbol{\beta}_2\|_2 \leq B(p/n)^{1/2}} \sum_{i=1}^n \{\mathbf{s}^\top \boldsymbol{\eta}_i(\boldsymbol{\beta}_1, \boldsymbol{\beta}_2)\}^2 \\
&= \sup_{\mathbf{s} \in \mathbb{R}^p: \|\mathbf{s}\|_2=1} \sup_{\boldsymbol{\beta}_1: \|\boldsymbol{\beta}_1 - \boldsymbol{\beta}_2\|_2 \leq B(p/n)^{1/2}} \sum_{i=1}^n \{\mu_i(\boldsymbol{\beta}_2) - \mu_i(\boldsymbol{\beta}_1)\}^2 (\mathbf{s}^\top \mathbf{x}_i)^2 \\
&\leq C \sup_{\mathbf{s} \in \mathbb{R}^p: \|\mathbf{s}\|_2=1} \sup_{\boldsymbol{\beta}_1: \|\boldsymbol{\beta}_1 - \boldsymbol{\beta}_2\|_2 \leq B(p/n)^{1/2}} \sum_{i=1}^n \{\mathbf{x}_i^\top (\boldsymbol{\beta}_2 - \boldsymbol{\beta}_1)\}^2 (\mathbf{s}^\top \mathbf{x}_i)^2 \\
&\leq C \sup_{\mathbf{s} \in \mathbb{R}^p: \|\mathbf{s}\|_2=1} \sup_{\mathbf{a} \in \mathbb{R}^p: \|\mathbf{a}\|_2=1} \sup_{\boldsymbol{\beta}_1: \|\boldsymbol{\beta}_1 - \boldsymbol{\beta}_2\|_2 \leq B(p/n)^{1/2}} \sum_{i=1}^n (\mathbf{a}^\top \mathbf{x}_i)^2 (\mathbf{s}^\top \mathbf{x}_i)^2 \|\boldsymbol{\beta}_2 - \boldsymbol{\beta}_1\|_2^2 \\
&= \mathcal{O}(p),
\end{aligned}$$

where C is a finite positive constant and the last equality is by assumption (L2). So conditions (C4) and (C5) hold with $A(n, m) = p$.

Therefore, by Theorem 2.2 of [He and Shao \(2000\)](#), we have

$$\hat{\boldsymbol{\pi}} - \boldsymbol{\pi}_0 = -n^{-1} \sum_{i=1}^n \mathbf{D}_n^{-1} \{Z_i - \mu_i^*(\boldsymbol{\pi}_0)\} \mathbf{x}_i + \mathbf{r}_n,$$

with $\|\mathbf{r}_n\|_2 = o_p(n^{-1/2})$. Since $|\mathbf{s}^\top \mathbf{r}_n| \leq \|\mathbf{r}_n\|_2 = o_p(n^{-1/2})$ for any $\mathbf{s} \in \mathbb{R}^p$ with $\|\mathbf{s}\|_2 = 1$, we can further obtain

$$\sqrt{n} \mathbf{s}^\top (\hat{\boldsymbol{\pi}} - \boldsymbol{\pi}_0) = -n^{-1/2} \sum_{i=1}^n \{Z_i - \mu_i^*(\boldsymbol{\pi}_0)\} \mathbf{s}^\top \mathbf{D}_n^{-1} \mathbf{x}_i + o_p(1).$$

We remain to study the asymptotic behavior of $-n^{-1/2} \sum_{i=1}^n \{Z_i - \mu_i^*(\boldsymbol{\pi}_0)\} \mathbf{s}^\top \mathbf{D}_n^{-1} \mathbf{x}_i$. Note that

$$\sigma_n^2 \equiv \text{var} \left[-n^{-1/2} \sum_{i=1}^n \{Z_i - \mu_i(\boldsymbol{\beta}_0)\} \mathbf{s}^\top \mathbf{D}_n^{-1} \mathbf{x}_i \right] = n^{-1} \mathbf{s}^\top \mathbf{D}_n^{-1} \left\{ \sum_{i=1}^n \text{var}(Z_i) \mathbf{x}_i \mathbf{x}_i^\top \right\} \mathbf{D}_n^{-1} \mathbf{s},$$

which is bounded above and below with large enough n by assumptions (L2) to (L4).

Let $\sigma_n \equiv \sqrt{\sigma_n^2}$, we define $U_i \equiv \sigma_n^{-1} n^{-1/2} \{Z_i - \mu_i(\boldsymbol{\beta}_0)\} \mathbf{s}^\top \mathbf{D}_n^{-1} \mathbf{x}_i$ such that $\mathbb{E}(U_i) = 0$ and

$\sum_{i=1}^n \text{var}(U_i) = 1$. Then by assumptions (L2) and (L3) we have

$$\sum_{i=1}^n \mathbb{E}(U_i^4) = \sum_{i=1}^n \frac{(\mathbf{s}^T \mathbf{D}_n^{-1} \mathbf{x}_i)^4}{n^2 \sigma_n^4} \mathbb{E}[\{Z_i - \mu_i(\boldsymbol{\beta}_0)\}^4] = o(1).$$

So the Lyapunov condition is verified and $\sum_{i=1}^n U_i \xrightarrow{D} \mathcal{N}(0, 1)$. Note that by the definition of $\boldsymbol{\pi}_0$, we have $\sum_{i=1}^n \{\mu_i(\boldsymbol{\beta}_0) - \mu_i^*(\boldsymbol{\pi}_0)\} \mathbf{x}_i = \mathbf{0}$. So we have

$$\begin{aligned} \sqrt{n} \mathbf{s}^T (\hat{\boldsymbol{\pi}} - \boldsymbol{\pi}_0) &= -n^{-1/2} \sum_{i=1}^n \{Z_i - \mu_i^*(\boldsymbol{\pi}_0)\} \mathbf{s}^T \mathbf{D}_n^{-1} \mathbf{x}_i + o_p(1) \\ &= -n^{-1/2} \sum_{i=1}^n \{Z_i - \mu_i(\boldsymbol{\beta}_0)\} \mathbf{s}^T \mathbf{D}_n^{-1} \mathbf{x}_i - n^{-1/2} \sum_{i=1}^n \{\mu_i(\boldsymbol{\beta}_0) - \mu_i^*(\boldsymbol{\pi}_0)\} \mathbf{s}^T \mathbf{D}_n^{-1} \mathbf{x}_i + o_p(1) \\ &= -n^{-1/2} \sum_{i=1}^n \{Z_i - \mu_i(\boldsymbol{\beta}_0)\} \mathbf{s}^T \mathbf{D}_n^{-1} \mathbf{x}_i + o_p(1) \\ &= -\sigma_n \sum_{i=1}^n U_i + o_p(1) \\ &\xrightarrow{D} \mathcal{N}(0, \sigma^2), \end{aligned}$$

with $\sigma^2 \equiv \lim_{n \rightarrow \infty} \sigma_n^2$. In other words, NMLE $\hat{\boldsymbol{\pi}}$ is asymptotically normal with respect to a shifted target $\boldsymbol{\pi}_0$ instead of $\boldsymbol{\beta}_0$.

N Additional simulation: Logistic regression

In this section, we consider a logistic regression with the same simulation settings as the ones used in Section 6.2 of the paper, except that for each setting we consider five additional parameters with true values to be zero such that each setting is more challenging with a larger p/n ratio compared to Section 6.2. Despite the sparsity of the true parameter values, there is no variable selection conducted in our analysis. In this example, we consider three estimators: (i) MLE, (ii) JINI using MLE as the initial estimator, and (iii) BBC defined in (43) which uses MLE as the initial estimator and 100 simulated samples. We also construct

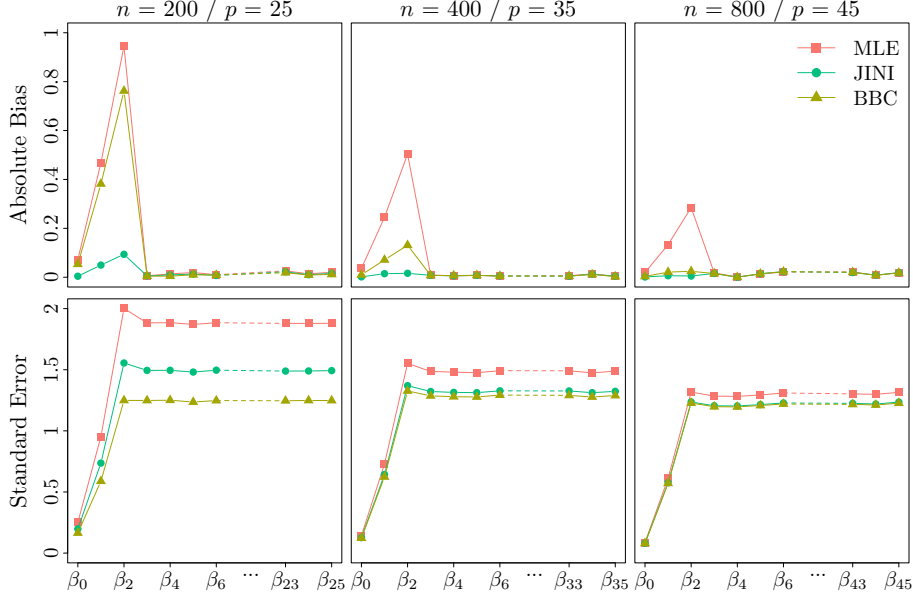


Figure 7: Estimation results for the logistic regression presented in Section N.

95% CIs based on their asymptotic normality, where the asymptotic covariance matrices are estimated by plugging in the point estimates to the asymptotic covariance matrices which have closed-form expressions.

The estimation performance of all estimators are presented in Figure 7. We can see that JINI has a considerably smaller bias than the others in all settings, especially in the first setting with the largest p/n ratio. BBC also has a smaller bias than MLE in all settings, but the bias reduction is not as much as JINI. Moreover, BBC has the smallest standard error and MLE has the largest. The standard error of JINI is marginally inflated compared to BBC, but the difference quickly shrinks to zero as p and n increase.

The inference results of all estimators are presented in Figure 8. First of all, MLE has either larger or similar average CI length compared to JINI and BBC, while its coverage severely falls below the nominal level, especially in the first setting with large p/n . This is caused by the significant bias of MLE. Moreover, both JINI and BBC produce conservative CIs with similar average lengths. However, the CIs of JINI have coverage closer to the nominal level than BBC, especially in the first setting, which reflects the superiority of JINI.

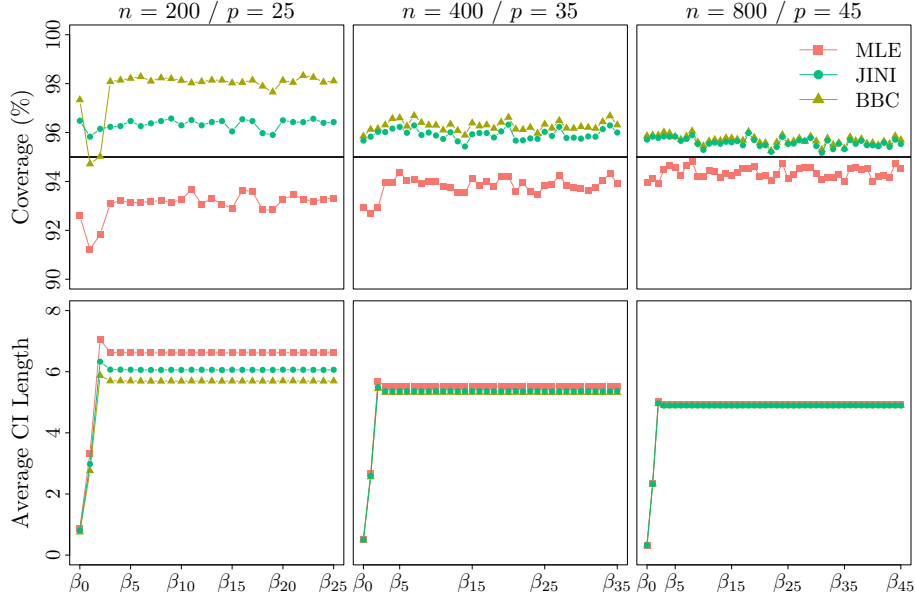


Figure 8: Inference results for the logistic regression presented in Section N.

O Additional simulation: Robust Pareto regression

Pareto regression is an important model in domains where extreme events are observed and risk factors influencing these extreme events are essential to determine. This is the case, for example, in finance, insurance and natural sciences. Although a generalized Pareto distribution (see [Pickands III, 1975](#)) is more commonly used in practice (see e.g., [Davison and Smith, 1990](#); [Beirlant and Goegebeur, 2003](#); [Hambuckers et al., 2018](#)), in this section we focus on a two parameter Pareto distribution (i.e., with only scale and shape parameters) for simplicity.

In the (two parameter) Pareto regression, the response variable Y_i with $i = 1, \dots, n$ follows a Pareto distribution with support $[\gamma, \infty)$, where $\gamma > 0$ is the scale parameter. The conditional distribution of Y_i given a fixed covariate vector \mathbf{x}_i is $f_{Y|\mathbf{x}}(y_i, \mathbf{x}_i, \boldsymbol{\beta}, \gamma) = \alpha_i \gamma^{\alpha_i} y_i^{-(\alpha_i+1)}$, where $\alpha_i \equiv \exp(\mathbf{x}_i^T \boldsymbol{\beta})$ is the shape parameter, also known as the tail index. To the best of our knowledge, there is currently no available robust estimator for the Pareto regression. In this section, we aim to use JINI to construct a robust estimator in a simple manner.

Specifically, we propose to construct a robust JINI using a Naive WMLE (NWMLE) as the initial estimator, similarly to the approach presented in Section 6.2. In particular, NWMLE is the solution to the estimating equation $\sum_{i=1}^n w_c(d_i) \mathbf{s}(\boldsymbol{\beta}, \gamma | y_i, \mathbf{x}_i) = \mathbf{0}$, where $\mathbf{s}(\boldsymbol{\beta}, \gamma | y_i, \mathbf{x}_i)$ is the score function and $d_i \equiv \|\mathbf{s}(\boldsymbol{\beta}, \gamma | y_i, \mathbf{x}_i)\|_2$. Moreover, $w_c(d)$ is the Tukey’s biweight function (see Beaton and Tukey, 1974) given by $w_c(d) = \{1 - (d/c)^2\}^2 I(d \leq c)$, where c is the tuning constant chosen to balance the robustness and asymptotic efficiency loss. Since the estimating equation neglects the consistency correction term, the resulting estimator (i.e., NWMLE) is inconsistent but is simple to compute. Given that there is no alternative robust estimator, in this simulation we consider MLE as a benchmark estimator, which is more efficient (asymptotically) than any robust estimator when there is no data contamination.

To investigate the finite sample performance of the proposed robust JINI compared to MLE, we consider a simulation setting with $n = 150$ and $p = 10$. We let $x_{i,0} = 1$ be the intercept and $x_{i,j}$ be realizations of $\mathcal{N}(0, n^{-1/2})$ with $j = 1, \dots, p$. The true parameter values are $\boldsymbol{\beta}_0 = (1.5, -1, -1, 1, 1, -0.1, 0.1, -0.1, 0.1, -0.1, 0.1)^\top$ and $\gamma_0 = 5$. The covariates and parameter values are chosen such that $\alpha_i > 2$ for all $i = 1, \dots, n$, and hence the mean and variance of Y_i exist. For robust JINI, we choose the tuning constant $c = 10$ for the Tukey’s biweight function such that it corresponds to approximately 95% efficiency of MLE. In order to evaluate the robustness of robust JINI, we consider data contamination in the following form: Given the same covariates, 10% of the observed responses are generated from another Pareto distribution based on the same $\boldsymbol{\beta}_0$ and a different scale parameter of 50. We consider 10,000 Monte Carlo replications.

The estimation performance of robust JINI and MLE is presented in Figure 9, considering both uncontaminated and contaminated data. When the data are not contaminated, both MLE and robust JINI show comparable and almost negligible biases, with comparable standard errors. When 10% of the data are contaminated, MLE shows very different and unstable performance, with heavily inflated bias and standard error. This is expected

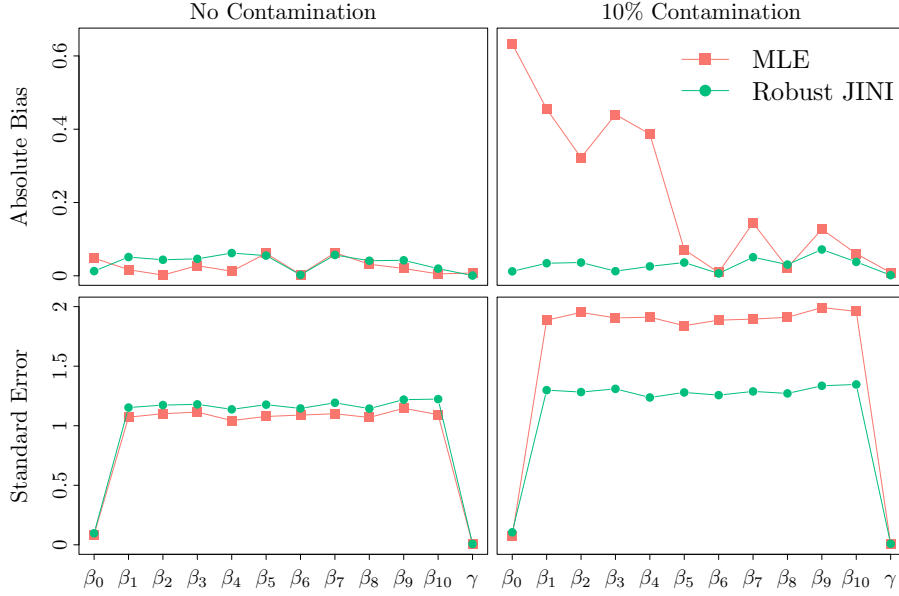


Figure 9: Estimation results for the robust Pareto regression presented in Section O.

because, as a non-robust estimator, MLE is very sensitive to the presence of contaminated data. On the other hand, robust JINI does not appear to be much affected by the presence of contaminated data, with stable bias and standard error that are comparable to (or slightly large than) the ones of robust JINI when there is no data contamination. This is a desired finite sample property for a robust estimator, i.e., the ability to maintain stable performance when data present slight model deviation.

The simulation studies presented in this section and Section 6.2 highlight the following main message: Our approach avoids the analytical and computational difficulties typically encountered in the classical robust estimation approach, such as the intractable computation on the consistency correction term. It allows to construct a robust estimator in a significantly simpler manner, while providing advantageous finite sample performance even when p is relatively large compared to n .

P Additional materials for the alcohol consumption data analysis in Section 7

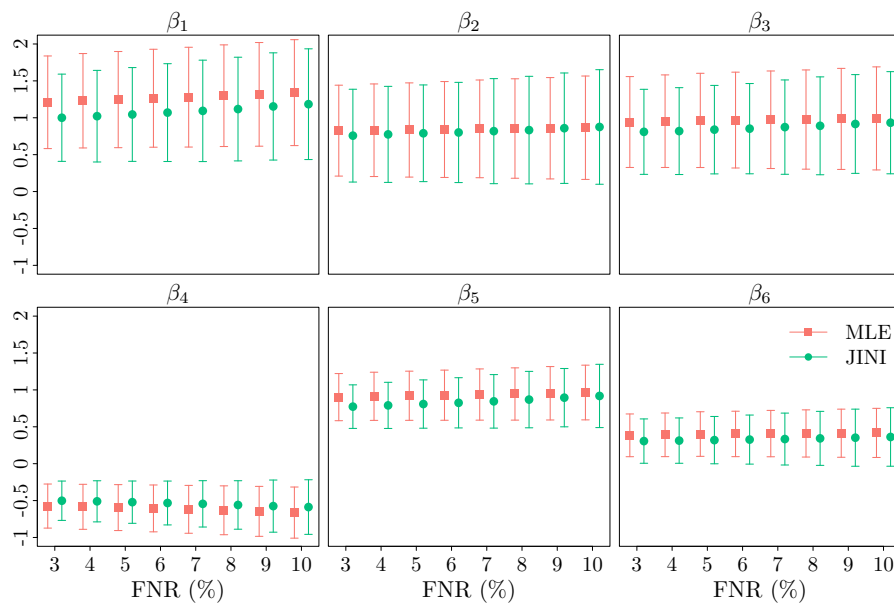


Figure 10: Sensitivity analysis to evaluate how the assumed False Negative Rate (FNR) for the misclassified logistic regression considered in Section 7 influences the performance of the estimators. The dots correspond to the point estimates and the bars correspond to the 95% CIs.

Table 2: Alcohol Consumption Data Description (adapted from Table 1 in [Cortez and Silva \(2008\)](#) to our analysis)

Notation	Attribute	Description
Y	Alcohol consumption level	Binary, 1 for high and 0 for low.
x_1	Gender	Binary, 1 for male and 0 for female.
x_2	Family size	Binary, 1 for ≤ 3 and 0 for > 3 .
x_3	Extra paid classes	Binary, 1 for yes and 0 for no.
x_4	Quality of family relationships	Numeric from 1 to 5.
x_5	Frequency to go out with friends	Numeric from 1 to 5.
x_6	Number of school absences	Numeric from 0 to 75.
x_7-x_9	Weekly study time	> 10 hours, 5-10 hours, 2-5 hours, < 2 hours (as baseline).
x_{10}	Student's school	Binary, 1 for <i>Mousinho da Silveira</i> and 0 for <i>Gabriel Pereira</i> .
x_{11}	Age	Numeric from 15 to 22.
x_{12}	Student's address	Binary, 1 for urban and 0 for rural.
x_{13}	Parent's cohabitation status	Binary, 1 for together and 0 for living apart.
$x_{14}-x_{17}$	Mother's job	At home, health care, civil services, teacher, others (as baseline).
$x_{18}-x_{21}$	Father's job	At home, health care, civil services, teacher, others (as baseline).
$x_{22}-x_{24}$	School choice reason	Course preference, close to home, reputation, others (as baseline).
$x_{25}-x_{26}$	Student's guardian	Father, mother, others (as baseline).
$x_{27}-x_{28}$	Travel time	< 15 mins (as baseline), 15-30 mins, > 30 mins.
$x_{29}-x_{30}$	Number of past class failures	0 (as baseline), 1, ≥ 2 .
x_{31}	Extra school support	Binary, 1 for yes and 0 for no.
x_{32}	Family educational support	Binary, 1 for yes and 0 for no.
x_{33}	Extracurricular activities	Binary, 1 for yes and 0 for no.
x_{34}	Attended nursery school	Binary, 1 for yes and 0 for no.
x_{35}	Consider higher education	Binary, 1 for yes and 0 for no.
x_{36}	Internet access at home	Binary, 1 for yes and 0 for no.
x_{37}	In a romantic relationship	Binary, 1 for yes and 0 for no.
$x_{38}-x_{41}$	Free time after school	Very low (as baseline), low, medium, high, very high.
x_{42}	First period grade	Numeric from 0 to 20.
x_{43}	Second period grade	Numeric from 0 to 20.
x_{44}	Final grade	Numeric from 0 to 20.

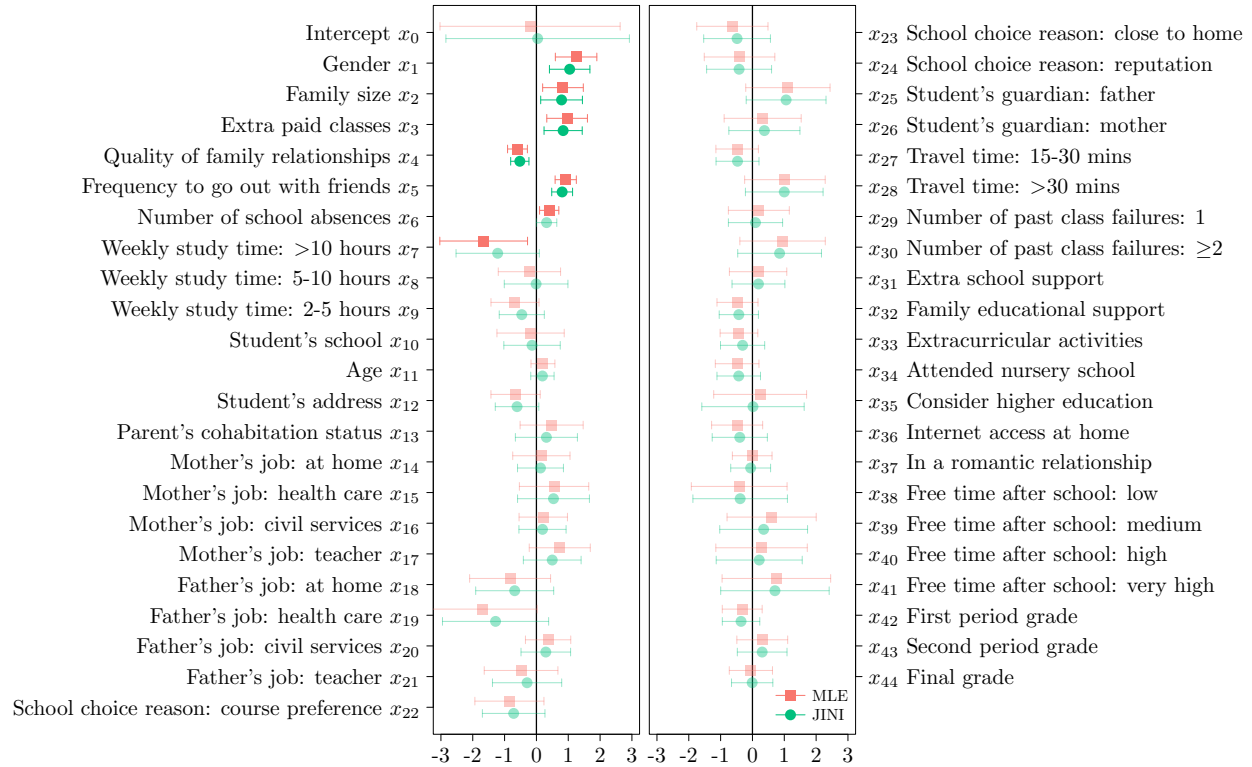


Figure 11: Point estimates and 95% CIs for the real alcohol consumption data analysis presented in Section 7. All parameters used in the analysis are included. When the CI does not cover zero, its color is solid. When the CI covers zero, its color is transparent.

References

- Albright, D. L., Holmes, L., Lawson, M., McDaniel, J., and Godfrey, K. (2021). False negative AUDIT screening results among patients in rural primary care settings. Journal of Evidence-Based Social Work, 18:585–595.
- Arvanitis, S. and Demos, A. (2014). Valid locally uniform edgeworth expansions for a class of weakly dependent processes or sequences of smooth transformations. Journal of Time Series Econometrics, 6(2):183–235.
- Arvanitis, S. and Demos, A. (2015). A class of indirect inference estimators: higher-order asymptotics and approximate bias correction. The Econometrics Journal, 18(2):200–241.
- Bai, Z., Zheng, S., Zhang, B., and Hu, G. (2009). Statistical analysis for rounded data.

- Journal of Statistical Planning and Inference, 139(8):2526–2542.
- Beaton, A. E. and Tukey, J. W. (1974). The fitting of power series, meaning polynomials, illustrated on band-spectroscopic data. Technometrics, 16(2):147–185.
- Beirlant, J. and Goegebeur, Y. (2003). Regression with response distributions of Pareto-type. Computational Statistics & Data Analysis, 42:595–619.
- Bianco, A. M. and Yohai, V. J. (1996). Robust estimation in the logistic regression model, pages 17–34. Springer New York, New York, NY.
- Brillinger, D. R. (1983). A generalized linear model with “gaussian” regressor variables. A Festschrift for Erich L. Lehmann (P. J. Bickel, K. A. Doksum and J. L. Hodges, Jr., eds.), pages 97–114.
- Bush, K., Kivlahan, D. R., McDonell, M. B., Fihn, S. D., Bradley, K. A., Ambulatory Care Quality Improvement Project (ACQUIP), et al. (1998). The audit alcohol consumption questions (audit-c): an effective brief screening test for problem drinking. Archives of Internal Medicine, 158(16):1789–1795.
- Cantoni, E. and Ronchetti, E. (2001). Robust inference for generalized linear models. Journal of the American Statistical Association, 96:1022–1030.
- Cizek, P. (2008). Robust and efficient adaptive estimation of binary-choice regression models. Journal of the American Statistical Association, 103:687–696.
- Cordeiro, G. M. and Barroso, L. P. (2007). A third-order bias corrected estimate in generalized linear models. Test, 16(1):76.
- Cortez, P. and Silva, A. M. G. (2008). Using data mining to predict secondary school student performance.
- Cox, D. R. (1972). Regression models and life-tables. Journal of the Royal Statistical Society: Series B (Methodological), 34(2):187–202.

- Cox, D. R. and Hinkley, D. V. (1979). Theoretical Statistics. CRC Press.
- Cox, D. R. and Snell, E. J. (1968). A general definition of residuals. Journal of the Royal Statistical Society: Series B (Methodological), 30(2):248–265.
- Cribari-Neto, F. and Zeileis, A. (2010). Beta regression in R. Journal of Statistical Software, 34:1–24.
- Czado, C. and Santner, T. J. (1992). The effect of link misspecification on binary regression inference. Journal of Statistical Planning and Inference, 33(2):213–231.
- Davis, C. G., Thake, J., and Vilhena, N. (2010). Social desirability biases in self-reported alcohol consumption and harms. Addictive Behaviors, 35:302–311.
- Davison, A. C. and Smith, R. L. (1990). Models for exceedances over high thresholds. Journal of the Royal Statistical Society: Series B (Methodological), 52(3):393–425.
- Dempster, A. P., Laird, N. M., and Rubin, D. B. (1977). Maximum likelihood from incomplete data via the em algorithm. Journal of the Royal Statistical Society: Series B (Methodological), 39(1):1–22.
- Dong, Y. (2015). Regression discontinuity applications with rounding errors in the running variable. Journal of Applied Econometrics, 30(3):422–446.
- Dupuis, D. J. and Morgenthaler, S. (2002). Robust weighted likelihood estimators with an application to bivariate extreme value problems. Canadian Journal of Statistics, 30(1):17–36.
- Efron, B. (1975). Defining the curvature of a statistical problem (with applications to second order efficiency). The Annals of Statistics, 3:1189–1242.
- Efron, B. and Tibshirani, R. J. (1994). An Introduction to the Bootstrap. CRC press.

- Ferrari, S. and Cribari-Neto, F. (2004). Beta regression for modelling rates and proportions. Journal of Applied Statistics, 31(7):799–815.
- Field, C. and Smith, B. (1994). Robust estimation: A weighted maximum likelihood approach. International Statistical Review/Revue Internationale de Statistique, pages 405–424.
- Firth, D. (1993). Bias reduction of maximum likelihood estimates. Biometrika, 80:27–38.
- Frank, D., DeBenedetti, A., Volk, R., Williams, E. C., Kivlahan, D. R., and Bradley, K. A. (2008). Effectiveness of the AUDIT-C as a screening test for alcohol misuse in three race/ethnic groups. Journal of General Internal Medicine, 23:781–787.
- Gallant, A. R. and Tauchen, G. (1996). Which moments to match? Econometric Theory, 12(4):657–681.
- Gouriéroux, C., Monfort, A., and Renault, E. (1993). Indirect inference. Journal of Applied Econometrics, 8(1):85–118.
- Gouriéroux, C., Renault, E., and Touzi, N. (2000). Calibration by simulation for small sample bias correction. Simulation-based Inference in Econometrics: Methods and Applications, pages 328–358.
- Greene, W. H. (1981). On the asymptotic bias of the ordinary least squares estimator of the tobit model. Econometrica: Journal of the Econometric Society, pages 505–513.
- Guerrier, S., Dupuis-Lozeron, E., Ma, Y., and Victoria-Feser, M.-P. (2019). Simulation-based bias correction methods for complex models. Journal of the American Statistical Association (Theory and Methods), 114(525):146–157.
- Hambuckers, J., Groll, A., and Kneib, T. (2018). Understanding the economic determinants of the severity of operational losses: A regularized generalized Pareto regression approach. Journal of Applied Econometrics, 33:898–935.

- Hampel, F. R., Ronchetti, E. M., Rousseeuw, P., and Stahel, W. A. (1986). Robust Statistics: the Approach based on Influence Functions. Wiley-Interscience.
- Hausman, J. A., Abrevaya, J., and Scott-Morton, F. M. (1998). Misclassification of the dependent variable in a discrete-response setting. Journal of Econometrics, 87:239–269.
- He, X. and Shao, Q.-M. (2000). On parameters of increasing dimensions. Journal of Multivariate Analysis, 73(1):120–135.
- Heritier, S., Cantoni, E., Copt, S., and Victoria-Feser, M.-P. (2009). Robust Methods in Biostatistics. John Wiley & Sons.
- Huber, P. J. (1967). The behavior of maximum likelihood estimates under nonstandard conditions. In Proceedings of the fifth Berkeley symposium on mathematical statistics and probability, volume 1, pages 221–233.
- Huber, P. J. (1981). Robust Statistics. John Wiley, New York.
- Imbens, G. W. (2002). Generalized method of moments and empirical likelihood. Journal of Business & Economic Statistics, 20(4):493–506.
- Kendall, M. G. (1954). Note on bias in the estimation of autocorrelation. Biometrika, 41(3-4):403–404.
- Komunjer, I. (2012). Global identification in nonlinear models with moment restrictions. Econometric Theory, 28(4):719–729.
- Kosmidis, I. (2014a). Bias in parametric estimation: reduction and useful side-effects. Wiley Interdisciplinary Reviews: Computational Statistics, 6(3):185–196.
- Kosmidis, I. (2014b). Improved estimation in cumulative link models. Journal of the Royal Statistical Society: Series B (Methodological), 76:169–196.

- Kosmidis, I. and Firth, D. (2009). Bias reduction in exponential family nonlinear models. Biometrika, 96:793–804.
- Kuk, A. Y. C. (1995). Asymptotically unbiased estimation in generalized linear models with random effects. Journal of the Royal Statistical Society: Series B (Methodological), 57(2):395–407.
- Lai, T. L. and Robbins, H. (1979). Adaptive design and stochastic approximation. The Annals of Statistics, pages 1196–1221.
- Li, K.-C. and Duan, N. (1989). Regression analysis under link violation. The Annals of Statistics, 17(3):1009–1052.
- Liu, H. and Zhang, Z. (2017). Logistic regression with misclassification in binary outcome variables: A method and software. Behaviormetrika, 44:447–476.
- MacKinnon, J. G. and Smith, A. A. (1998). Approximate bias correction in econometrics. Journal of Econometrics, 85(2):205–230.
- Mardia, K., Southworth, H., and Taylor, C. (1999). On bias in maximum likelihood estimators. Journal of Statistical Planning and Inference, 76(1-2):31–39.
- Marriott, F. and Pope, J. (1954). Bias in the estimation of autocorrelations. Biometrika, 41(3/4):390–402.
- Mittelhammer, R. C., Judge, G. G., and Schoenberg, R. (2005). Empirical evidence concerning the finite sample performance of el-type structural equation estimation and inference methods. Chapter, 12:282–305.
- Moustaki, I. and Victoria-Feser, M.-P. (2006). Bounded-influence robust estimation in generalized linear latent variable models. Journal of the American Statistical Association, 101(474):644–653.

- Nelson, F. D. (1981). A test for misspecification in the censored normal model. Econometrica: Journal of the Econometric Society, pages 1317–1329.
- Newey, W. K. and McFadden, D. (1994). Large sample estimation and hypothesis testing. Handbook of Econometrics, 4:2111–2245.
- Pickands III, J. (1975). Statistical inference using extreme order statistics. The Annals of Statistics, 3:119 – 131.
- Polyak, B. T. and Juditsky, A. B. (1992). Acceleration of stochastic approximation by averaging. SIAM journal on control and optimization, 30(4):838–855.
- Rabe-Hesketh, S., Skrondal, A., and Pickles, A. (2002). Reliable estimation of generalized linear mixed models using adaptive quadrature. The Stata Journal, 2(1):1–21.
- Robbins, H. and Monro, S. (1951). A stochastic approximation method. The Annals of Mathematical Statistics, pages 400–407.
- Smith, R. L. (1985). Maximum likelihood estimation in a class of nonregular cases. Biometrika, 72(1):67–90.
- Sur, P. and Candès, E. (2019). A modern maximum-likelihood theory for high-dimensional logistic regression. Proceedings of the National Academy of Sciences, 116(29):14516–14525.
- Tibshirani, R. J. and Efron, B. (1993). An introduction to the bootstrap. Monographs on Statistics and Applied Probability, 57:1–436.
- Victoria-Feser, M.-P. (2002). Robust inference with binary data. Psychometrika, 67:21–32.
- Wang, J. and Basu, S. (1999). Bias-corrected confidence intervals for the concentration parameter in a dilution assay. Biometrics, 55(1):111–116.
- Wang, L. (2011). Gee analysis of clustered binary data with diverging number of covariates. The Annals of Statistics, 39(1):389–417.

White, H. (1982). Maximum likelihood estimation of misspecified models. Econometrica: Journal of the Econometric Society, pages 1–25.