
FAIRLY ACCURATE: LEARNING OPTIMAL ACCURACY *vs.* FAIRNESS TRADEOFFS FOR HATE SPEECH DETECTION

A PREPRINT

Venelin Kovatchev^{†1,3}, Soumyajit Gupta^{†2,3}, Anubrata Das^{1,3} and Matthew Lease^{1,3}

¹School of Information

²Department of Computer Science

³The University of Texas at Austin

{venelin, smjtgupta, anubrata, ml}@utexas.edu

May 12, 2022

ABSTRACT

Recent work has emphasized the importance of balancing competing objectives in model training (e.g., accuracy *vs.* fairness, or competing measures of fairness). Such trade-offs reflect a broader class of multi-objective optimization (MOO) problems in which optimization methods seek Pareto optimal trade-offs between competing goals. In this work, we first introduce a differentiable measure that enables direct optimization of group fairness (specifically, balancing accuracy across groups) in model training. Next, we demonstrate two model-agnostic MOO frameworks for learning Pareto optimal parameterizations over different groups of neural classification models. We evaluate our methods on the specific task of hate speech detection, in which prior work has shown lack of group fairness across speakers of different English dialects. Empirical results across convolutional, sequential, and transformer-based neural architectures show superior empirical accuracy *vs.* fairness trade-offs over prior work. More significantly, our measure enables the Pareto machinery to ensure that each architecture achieves the best possible trade-off between fairness and accuracy *w.r.t.* the dataset, given user-prescribed error tolerance bounds.

1 Introduction

Abusive language and hate speech online can often lead to cyber bullying, discrimination, mental health problems, and even hate crimes. With the scale of data present in social media and online communication, it is becoming near impossible for human moderators to manually filter out such comments. Techniques from Machine Learning (ML) and Natural Language Processing (NLP) have been adopted to facilitate the automatic detection of hate speech (HS) and improve content moderation. State-of-the-art systems based on various framework (such as convolutional (CNN), sequential (BiLSTM), and transformer) have reported high post-hoc measures (Accuracy and F1) on the end-to-end task of automated HS detection.

Recently, Sap et al. [35] and Arango et al. [1] have outlined an important fairness issue related to the existing data and systems for HS detection. They demonstrate that the data and the models trained on it contain racial bias towards speakers of African American English (AAE) dialect. Online messages from AAE speakers are more likely to be flagged as offensive compared to messages from non-AAE speakers. This phenomena arises from the toxicity of a statement being tied to the identity of the speaker of a news or author of a tweet, wherein this context is not often known to both annotators who assign the labels and models being trained on that data. Presence and deployment of these biased HS detection models risk further suppressing already marginalized voices on the internet as they are used in

[†]contributed equally to this work.

decisions for content moderation. In the context of fairness, race is a protected attribute and should not be discriminated against [25].

Sap et al. [35] suggested to mitigate annotator bias through dialect and race priming which gives annotators the inferred dialect or racial background of the author, and they found that annotators, with this information, were less likely to label AAE tweets as offensive. By improving the quality of the data, they aim to indirectly improve the fairness of the automated systems trained on it. Xia et al. [43] and Ball-Burack et al. [3] propose novel classification models that aim to mitigate the potential bias in an empirical manner.

We emphasize an important shortcoming of existing methods. Traditional HS systems are optimized to maximize the overall accuracy. The fairness is typically measured in a post-hoc manner and the attempts to improve the fairness are often indirect (*e.g.* by improving the training data) and empirically grounded rather than theoretically guaranteed.

We propose a new *differentiable measure* for fairness, Class Balanced Accuracy (CBA). Unlike existing fairness measures, CBA has all the mathematical properties required for it to be used to directly optimize Machine Learning systems during training. CBA ensures that the accuracy of the trained system is consistent across different groups, such as AAE speakers and non-AAE speakers. The correspondence between the training objective and the desired post-hoc evaluation measure mathematically ensures the mitigation of the bias in the system. We provide both a theoretical derivation and an empirical justification of the new measure.

We re-frame the task of HS detection as a Multi-Object Optimisation (MOO) problem. The two competing objectives that we optimize are: 1) overall accuracy (OA), corresponding to the general capability of the systems to detect hate speech; and 2) balanced accuracy (BA), corresponding to the fairness of the system with respect to the different population groups. We adopt SUHNPF [19] and PHN [28], two general machinery that find sets of ML model parameters that achieve the optimal trade-off between the competing objectives in a MOO setting. Rather than returning a single set of parameters, both frameworks return the parameters corresponding to a Pareto front - all system configurations for which none of the two objectives could be improved without penalizing the other. Pareto frameworks provide the users with the flexibility to choose the set of parameters that corresponds to the desired trade-off between objectives.

We successfully implement CBA via both SUHNPF and PHN in three different state-of-the-art neural architectures for HS detection: a CNN neural network, a BiLSTM neural network, and a transformer-based neural network. We demonstrate that for all the systems, our approach can be used to improve fairness and achieves an optimal trade-off between fairness and accuracy, given the ML system and the training data.

Balancing between different measures (*e.g.* accuracy *vs.* fairness or competing measures of fairness) is not exclusive to the task of Hate Speech Detection. Our findings can be extended to the more broad area of designing and implementing fair ML solutions. The CBA measure can be used to ensure equal accuracy between arbitrarily defined population groups in various tasks. The proposed SUHNPF and PHN implementations can also be adapted for other datasets, tasks, measures, and machine learning architectures. In our experiments, we find that SUHNPF is better equipped to solve non-convex problems than other existing solutions.

This paper makes the following **contributions** to the fairness community and the task of fair hate speech detection:

1. **Class Balanced Accuracy (CBA)** - We propose a new differentiable fairness measure that can be used to directly optimize a classifier (neural or otherwise) to ensure equal system performance across different sub-populations. Incorporating CBA in machine learning systems is ensured to improve the fairness. We provide the intuitions behind the measure, as well as the derivation from the well known Binary Cross Entropy measure.
2. **CBA implementation with MOO** - We adopt two existing Pareto machinery for finding optimal trade-offs for competing optimization objectives and modify them for use with CBA. Our CBA implementation of SUHNPF and PHN is task-, model-, and dataset-agnostic and will be released for the community to use in other tasks.
3. **Fair Hate Speech Detection** - We frame the task of hate speech detection, using multi objective optimization. We use the CBA implementation with MOO to obtain optimal trade-off between the competing objectives (accuracy and fairness). We report successful results with three different machine learning models. We ensure optimal trade-off between competing objectives *w.r.t.* the dataset and the machine learning models and provide a full Pareto front for the parameters of the models.

2 Related Work

2.1 Hate Speech and Fairness

Hate Speech (HS) detection has gained momentum in recent times due to its prevalence in online social media platforms such as Twitter, Facebook and others. Current Machine Learning (ML) methods in HS push for higher overall accuracy

of detection [36] to ease the load on content moderators by providing some degree of automation. Several datasets have been created to enable the training of ML systems including [41, 40, 9, 17, 14]. However, recent studies [35, 8, 43] highlight the racial bias induced in such classification tasks. Current HS datasets have an implicit race category (Standard *vs.* African American English or SAE *vs.* AAE) associated with them which is not available to the annotators while labelling, hence derogatory terms casually used as a part of a friendly conversation also gets classified as HS. Consequently, HS classification, which is a difficult task [1], can over-fit on the dataset to achieve high accuracy yet pick up the implicit assumption that usage of derogatory term implies hate speech.

Sap et al. [35] and Davidson et al. [8] analyze the correlation between race and gold-label of toxicity in the popular datasets and find a strong association between AAE markers and toxicity annotation. They also report that systems trained on popular datasets are more likely to predict tweets by AAE speakers as toxic. Both Davidson et al. [8] and Sap et al. [35] use the classifier of Blodgett et al. [4] to identify the dialect of the tweets.

To address the problem of bias in automatic HS detection, some work has been done on improving the training and testing data. The underlying hypothesis is that improving the dataset will indirectly result in more fair automated models. Sap et al. [35] propose to resolve the problem by using race and dialect priming during annotation. Park et al. [30] also propose a data-focused fairness approach for the closely related problem of gender bias in abusive language detection. They propose to create contrastive examples by using gender swap data augmentation. Röttger et al. [34] propose a set of functional tests and propose that automated HS models should be evaluated on all functionalities. The most similar to our work are the systems proposed by Xia et al. [43] and Ball-Burack et al. [3]. They aim to reduce the bias towards AAE-speakers in the algorithm rather than in the data. However, their approach is strictly empirical and does not guarantee optimal configuration. Furthermore, they only return one set of parameters, rather than the full Pareto front. The single solution may not meet the implementation needs of the stakeholders.

2.2 Fairness Measures

Confusion matrix based measures — accuracy, precision, recall and F1 score — help measuring performance of machine learning systems. However, several studies unveil machine learning systems can be discriminatory based on different sensitive attributes (race, gender etc.). Thus, measuring performance is not sufficient in high-stake application areas such as public health [26], hiring [31], recidivism prediction [33], search and recommendation systems [12].

Recently several methods have been introduced with the aim to quantitatively measure and mitigate unfairness in machine learning systems borrowing from legal literature on anti-discrimination [12]. Mitchell et al. [27] extend confusion metrics based measures to equal prediction measures for fairness as distributional relations between features used in a model, model assigned scores, decision outcome, and model decision. Such metrics include demographic parity, error parity, and statistical parity. Incorporating additional context, Mitchell et al. [27] defines metric fairness where similar instances (based on all variables) implies similar decision (also known as individual fairness). Friedler et al. [15] categorize fairness measures into three categories: 1) measures based on base rates, such as Disparate Impact [13], 2) measures based on group-conditioned accuracy and 3) measures based on group-conditioned calibration. Research [32] define their own fairness notions guided by different end objectives and use-case scenarios.

While posthoc measures are effective in identifying unfairness in models, most measures are probabilistic in nature, hence non-differentiable. Thus such measures cannot be used in classification model that uses gradients for backpropagation (foundational to deep neural network models). In this work we introduce a differentiable fairness measure and incorporate them in neural network approaches.

2.3 Pareto

Multi Object Optimization (MOO) and Pareto Optimality in particular are increasingly pursued in classification and fairness (see survey by Caton and Haas [5]). We are restricting our survey specific to the HS and fairness domain.

Fairness: Several works [2, 24] seek to balance classification accuracy *vs.* fairness. Valdivia et al. [38] present a group-Fairness based trade-off model for decision tree based classifiers using genetic algorithm NSGA-II. Wei and Niethammer [42] provide the first neural architecture for Pareto front computation for Fairness *vs.* Accuracy on classification datasets. Their work rely upon a Chebyshev scalarization. Lin et al. [21] claim Pareto optimality using KKT conditions. All of these systems have certain theoretical limitations. Balashankar et al. [2], Martinez et al. [24], Valdivia et al. [38] assume convexity of the problem, which does not necessarily hold for all potential problems. Wei and Niethammer [42] work under the assumption that the objective functions must sum up to a constant. With the goal to overcome some of the restrictions of the existing implementations, we look for other Pareto machinery that can be adopted for high-dimensional MOO problems within fairness.

Multi Task Learning (MTL): Several methods are claimed to be scalable Pareto solvers for high-dimensional MOO problems. MOOMTL [37] uses a multi-gradient descent approach, however it does not guarantee an even spread of solution points along the Pareto front. PMTL [21] attempts to address this issue by dividing the functional domain into equal spaced cones, with increasing computational cost as the number of cones increases. EPO [23] uses preference rays along specified weights to find Pareto points in the vicinity of the rays. EPSE [22] uses a combination Hessian of the functions and Krylov subspace to find Pareto solutions. PHN [28] is initialized by EPO and is the first neural framework that can approximate the front as a neural manifold. SUHNPf [19] is another neural framework for approximating the Pareto front by using the Fritz-John optimality criteria for stationarity. It is capable of handling both non-convex functions and constraints, a feature that most current MTL solvers are lacking. For our experiments we adopt the state-of-the-art PHN and SUHNPf frameworks.

3 Class Balanced Accuracy (CBA)

We present the need for our Class Balanced Accuracy (CBA) measure from the fairness literature, and its formulation.

3.1 Inspiration

One of the popular measure of Fairness induces to notion of maintaining equal accuracy across the binary protected attribute. Some of them include, but not limited to the following:

1. Sensitive Balanced Classification Rate [15]: $0.5(P[\hat{Z} = 1|Z = 1, S = s] + P[\hat{Z} = 0|Z = 0, S = s])$
2. Accuracy Difference [7]: $P[\hat{Z} = 1|Z = 1, S = s] - P[\hat{Z} = 0|Z = 0, S = s]$

where \hat{Z} , Z , s are the predicted label, true label, and the sensitive attribute respectively. Notice that both of these measures are probabilistic in nature, as such cannot be used to optimize a classification model during training by calculating gradients on losses. By using these measure post-hoc model training, one can strive to achieve some amount of fairness, however the quantity is not guaranteed. This motivated us to define a differentiable measure called Class Balanced Accuracy (CBA) that would allow any classification model to optimize over during training to ensure close to equal accuracy across classes, as achievable on the data.

3.2 Formulation

Binary Cross Entropy (BCE) is used as a loss function for optimizing a classifier. Although not a strict one-on-one correspondence, it is generally observed that minimizing the BCE loss leads to maximization of Accuracy. Formally, Binary Cross Entropy is defined as follows, where z , \hat{z} are the true and predicted labels, with N samples:

$$BCE = -\frac{1}{N} \sum_N z \log(\hat{z}) + (1 - z) \log(1 - \hat{z}) \quad (1)$$

By the nature of the formulation itself, BCE does not take into account disproportion across classes. Let us consider an imbalanced dataset where the smaller class has p samples and the larger class has q samples respectively, with $N = p + q$. Our CBA implementation is fundamentally altering the BCE measure itself to account for the class imbalance.

$$\begin{aligned} BCE &= -\frac{1}{N} \sum_N z \log(\hat{z}) + (1 - z) \log(1 - \hat{z}) \\ &\propto -\frac{1}{N} \sum_N z \log(\hat{z}) + (1 - z) \log(1 - \hat{z}) - \frac{1}{N} \sum_N z \log(\hat{z}) + (1 - z) \log(1 - \hat{z}) \end{aligned} \quad (2)$$

$$CBA = \underbrace{-\frac{q}{N} \sum_p z \log(\hat{z}) + (1 - z) \log(1 - \hat{z})}_{\text{BCE loss for minority class with scaling}} - \underbrace{\frac{p}{N} \sum_q z \log(\hat{z}) + (1 - z) \log(1 - \hat{z})}_{\text{BCE loss for majority class with scaling}} \quad (3)$$

Given the initial definition of BCE, we replicate it's terms twice which only introduces a duplication without formulation alteration in Eq. 2. Now to ensure class balancing across majority and minority classes, we scale each of the duplicate terms *w.r.t.* to the sample count of the opposite class, while performing summation of it's own sample count. Note that when there's no class imbalance *i.e.* $p = q$, CBA reduces to $2 \cdot \text{BCE}$, which has the same loss trajectory as BCE.

This definition of CBA is differentiable, owing to its form sharing with BCE and shares all the properties of BCE which allows it to be used as a measure for optimizing binary classifiers. CBA enforces balanced accuracy across classes due to the inverse sample count scaling *i.e.* majority and minority classes scaled by their opposite sample counts respectively.

For balanced classification across protected attributes (*e.g.* dialect information in Hate Speech or gender information in Fairness), we use the Accuracy Difference [7] notion with CBA to account for equal accuracy across the sensitive attribute by using the following loss function in Eq. 4, which obtains a minimum only when both accuracy errors match.

$$\|CBA(s=0) - CBA(s=1)\|_2^2 \quad (4)$$

4 Problem Formulation

In this section we present the mathematical notations and formulations for the Multi Objective Optimization (MOO) problem at hand and Pareto optimality *w.r.t.* Hate Speech (HS). A general MOO problem can be formulated as:

$$\begin{aligned} \text{optimize } & F(x) = (f_1(x), f_2(x), \dots, f_k(x)) \\ \text{s.t. } & x \in S = \{x \in \mathbb{R}^n | G(x) = (g_1(x), g_2(x), \dots, g_m(x)) \leq 0\} \end{aligned} \quad (5)$$

in n variables (x_1, \dots, x_n) , k objective functions (f_1, \dots, f_k) , and m constraints (g_1, \dots, g_m) . Here, S is the feasible set *i.e.* the set of input values x that satisfy the constraints $G(x)$. For a MOO problem there is typically no single global solution *i.e.* the “goodness” of a feasible solution is not well-defined due to lack of information or unclear design choices. Hence it is necessary to determine a set of points that all fit a predetermined definition for an optimum. Pareto optimality [29] is an optimal solution set of multiple design choices based upon user preferences. Pareto optimal solutions are saddle points [39, 11] to the MOO problem. Due to the competing nature of functions, optimality is achieved at the saddle points, *i.e.* when gradients of the functions are zero, indicating no preference between objectives.

In the context of Hate Speech (HS), we have two competing objectives: 1) f_1 : Overall Accuracy (OA); 2) f_2 : Fairness or Balanced Accuracy across classes (BA), and no user imposed constraints. Therefore, the linear scalarized form of the the MOO problem with user trade-off $\alpha \in [0, 1]$ can thus be written as:

$$\begin{aligned} \max \quad & \alpha f_1 + (1 - \alpha) f_2 \\ \max \quad & \alpha \text{ Overall Accuracy (OA)} + (1 - \alpha) \text{ Fairness (BA)} \end{aligned} \quad (6)$$

5 Frameworks Used

In our approach, we are using Pareto solvers for finding optimal trade-off configuration between two objectives in a neural classifier setting with associated data and loss functions (see Fig. 1).

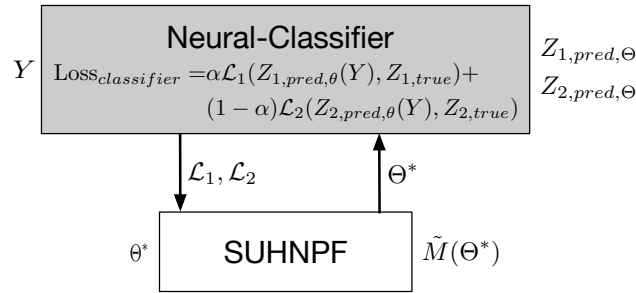


Figure 1: General Pareto framework for optimizing competing measures for an arbitrary neural network. The figure is taken from [19].

Definition Let $C(\theta)$ be an arbitrary binary neural classifier, with trainable weights Θ . Let the input data be $Y \in \mathbb{R}^{N \times F}$, with N samples and F features, and $Z_{1,true}, Z_{2,true} \in \{0, 1\}^N$ be the labels and the sensitive attribute corresponding to each data sample. In our scenario, each sample x is a tweet, and the associated hate and AAE labels are $z_{1,true}, z_{2,true}$ respectively. The two loss functions $\mathcal{L}_1, \mathcal{L}_2$, represents Overall Accuracy (OA) and Balanced Accuracy across binary classes (BA) respectively, and measures the deviation between the true label Z_{true} and the classifier predicted label Z_{pred} . The purpose of the Pareto solver is to take in the weights θ and the loss functions $\mathcal{L}_1, \mathcal{L}_2$ from



Figure 2: High level abstraction of SUHNPF and PHN solvers. While SUHNPF uses the Fritz-John criteria for optimality check, PHN uses the candidates deemed optimal by the EPO solver. Also note that while SUHNPF learns a diffusive full-rank indicator function of Pareto vs. non-Pareto points, PHN learns a low-rank regression function over the EPO Pareto points.

the neural network and learn a regression manifold \tilde{M} over the optimal set of weights θ^* , which results in balanced trade-off between \mathcal{L}_1 and \mathcal{L}_2 . The $\alpha \in [0, 1]$ values represents the trade-off between the two competing loss function.

Given this setup, we can now substitute the Pareto block in Fig. 1 by any Pareto solver. Of interest to us are the SUHNPF [19] and PHN [28] frameworks, both being neural manifold extractors (trace out the full approximated front) and scalable to optimize large neural models. Both frameworks can be adapted to optimize CBA for a large variety of neural models (CNN, BiLSTM, BERT). Another advantage is that both EPO and SUHNPF solvers have a user-specified error tolerance criteria built in, while other MTL solver lack it and therefore run a specified number of iterations before declaring a candidate Pareto, without actually checking for optimality. Fig. 2 shows a high level abstraction, and Table 1 highlights the key differences between these two neural solvers.

Table 1: Differences between SUHNPF and PHN as Pareto solvers

	SUHNPF [19]	PHN [28]
1	Supports non-convex functions	Does not support non-convex functions
2	Supports constraints	Does not accommodate constraints
3	Uses Fritz-John conditions for checking optimality	Uses EPO [23] solver for checking optimality
4	Fritz-John conditions are guaranteed to provide optimality for both non-convex functions and constraints	EPO solver is guaranteed to provide optimality only for convex functions
5	Learns a diffusive full-rank indicator function	Learns a low-rank regression function

6 Experimental Details

6.1 Setup

Experiments use a Nvidia 2060 RTX Super 8GB GPU, Intel Core i7-9700F 3.0GHz 8-core CPU and 16GB DDR4 memory. We use the Keras [6] library on a Tensorflow 2.0 backend with Python 3.7 to train the networks in this paper. For optimization, we use AdaMax [20] with parameters ($lr=0.001$) and 1000 steps per epoch.

6.2 Dataset Analysis and Pre-processing

We use the dataset proposed by Davidson et al. [9], which consists of 24783 Twitter posts labeled under three categories of Hate, Offensive and Normal. Following previous work [30], we are framing the problem as a binary classification task, by setting class label to 1 if the post contains hate speech or offensive language, and 0 otherwise. We use the dialect identification model of Blodgett et al. [4] to generate dialect labels for each of the tweet as African-American English (AAE) or Standard American English (SAE), as 0 and 1 respectively. Following previous work [35, 43], we assign AAE label to tweets with at least 80% posterior probability of containing AAE-associated terms at the message level and consider all other tweets as Non-AAE. Table 3 shows the split of data across the classes. Thus, in our setting, each sample/tweet x is associated with two binary labels (hate, dialect). AAE speakers are underrepresented in the dataset (36%) and at the same time the majority of the AAE tweets are annotated as offensive (96%). For model training and performance check, we randomly partition the input data into splits of 80-20% for training and testing respectively, for both dialects to maintain uniformity in reporting statistics.

Figure 3: Statistics for the Davidson Hate Speech Dataset [9]. We have merged the original Hate and Offensive classes into the Hate class.

	Hate	non-Hate
AAE	8725	302
SAE	11895	3861

6.3 Models Compared

We analyze the performance of three models for the HS classification task: CNN, BiLSTM and BERT. These are chosen specifically due to their architectural differences and wide usage in other HS classification works [30, 34, 43]. For all the three models, we freeze the feature representation layers and optimize the weights of the final classification layer, following the protocol in MTL works.

CNN based frameworks had a huge impact in the vision community. Later it was ported over into the HS domain. CNN uses a pre-built feature representation as input, and passes the data through a series of convolutional filter, pooling, flattening and classification layers. We employ the CNN model used in Gambäck and Sikdar [16] with concatenated word2vec and character n-grams features as input.

BiLSTM based sequence models are popular in natural language processing, as they can handle long-distance dependencies. BiLSTM [18] processes the input in two directions: forward (left to right) and backwards (right to left), effectively increasing the context available to the network. We use the domain specific word embedding as input features.

BERT [10] is a multi-layer bidirectional transformer encoder pre-trained on a large corpus. We use the BERT_{base} model containing 110 million parameters as the feature extraction layer. The output representation of the input text is a 768-dimensional vector, which is fed into the fully connected and the final softmax classification layer. Transformer based architectures have obtain state-of-the-art performance in multiple natural language processing tasks.

7 Results

7.1 Existing Bias in CNN, BiLSTM, and BERT

Table 2 reports the baseline performance of the three HS classifier when strictly optimized only on overall accuracy, with no dialect information available during training. All three models achieve high overall accuracy - 89.5% for BiLSTM, 90% for CNN, and 92% for BERT. When we look at the performance of the classifiers with respect to the different sub-populations, we can see that all models are biased by the over-represented SAE group and their accuracy for those instances is approximately 2% higher than the overall. At the same time, all classifiers are evidently unfair towards the AAE sub-population, with AAE Accuracy approximately 4% lower than the overall accuracy. If we compare AAE Accuracy and SAE Accuracy directly, we observe 6% difference in performance, consistent across all classifiers. In addition to Accuracy, we also report False Positive Rate (FPR), that is, the percentage of samples incorrectly classified as Hate instead of non-Hate [35, 43], for both SAE and AAE dialects. We can observe that AAE tweets are much more likely to be misclassified as “hateful” compared with SAE tweets.

Table 2: Baseline results where overall accuracy is maximized. Observe that only optimizing for overall accuracy forces the accuracy number for the majority class (SAE) to be higher. This SOO does not take into account balancing accuracy across classes. False Positive Rate denotes the percent of AAE samples incorrectly classified as Hate.

	Overall Accuracy %	SAE Accuracy %	AAE Accuracy %	FPR AAE %	FPR SAE %
CNN	89.97	92.12	86.24	15.23	7.42
BiLSTM	89.48	91.58	85.83	14.85	8.02
Bert	92.03	94.27	88.13	12.39	5.27

This imbalance in classification performance across the two dialect sub-populations (SAE and AAE) provides the motivation for this work to directly optimize these models for balancing accuracy across the two dialects. In the following, we use our proposed definition of CBA as a differentiable measure for the classifier to optimize it’s loss over, and Pareto machinery to trace out all feasible trade-off scenarios.

7.2 Pareto Fronts

Fig. 4 shows the extracted fronts for the training data for three different model types using PHN and SUHNPf. When dialect information is taken into account, CBA is able to ensure balance between overall and class specific accuracy. Since this is a multi objective optimization, improvement of one objective (fairness) may lead to a drop in the other (overall accuracy). One of the core ideas behind finding a full Pareto front is that there is no single “best” solution for the problem. Rather, there is a set of system configurations that all satisfy the criteria. An advantage of producing the entire front is that the end-user is able to choose the trade-off setting they would want to deploy.

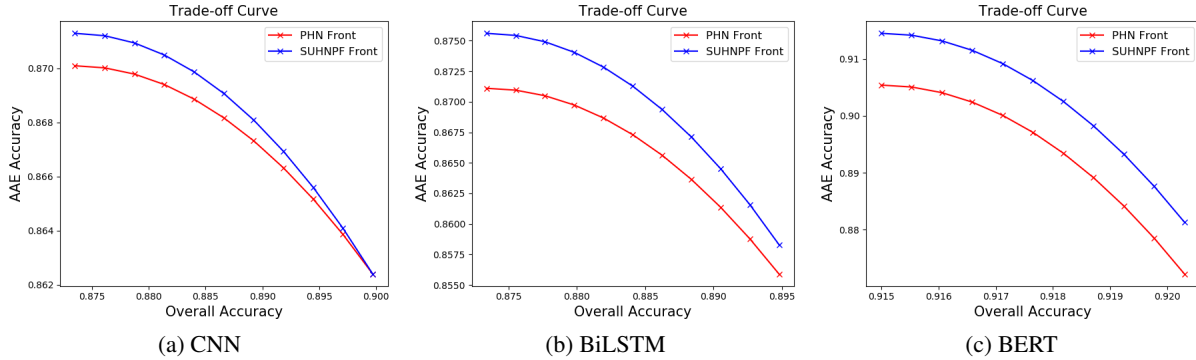


Figure 4: Extracted Pareto front for the three neural models using PHN (red) and SUHNPf (blue), using BCE and CBA for optimizing Class Balanced Accuracy and Overall Accuracy respectively. Higher values along a vertical line are better.

Note that although both SUHNPf and PHN are Pareto frameworks, there is significant visual deviation between the two fronts. We initialize both frameworks with the initial classifier weights that maximize overall accuracy and let them compute the optimal weight configurations for balancing between overall and class balanced accuracy. The reason for these deviations are due to the Pareto solver criteria used by the two frameworks. While SUHNPf uses the Fritz-John conditions to decide a candidate to be considered Pareto optimal, PHN uses the solution point returned by EPO solver (recall Fig. 2 and Table 1). The EPO solver relies on KKT conditions to define optimality, which holds true only under convex functions, while the Fritz-John conditions are generalized to handle non-convex forms as well. Since we are dealing with a neural optimizer, the loss surface for such models acting on real-datasets are seldom convex in nature. Although the CBA measure helps both framework to achieve better balance of class accuracy, the underlying assumptions of the EPO solver reflect on the front achieved by PHN. Therefore for the remaining MOO analysis, we focus on the configurations gathered from SUHNPf.

7.3 MOO Test Performance

The Pareto frameworks are guaranteed to obtain optimal trade-offs between the competing objectives, given the underlying assumptions and constraints, for the data that they are trained on. We further measure the performance of the systems on the unseen test set to determine whether the improvements on the training data can generalize on novel instances. **Table 3** highlights the trade-off achieved at three points of the Pareto front: maximizing overall accuracy ($\alpha = 1$); maximizing balanced accuracy ($\alpha = 0$); assigning equal weight to overall accuracy and balanced accuracy ($\alpha = 0.5$). With increasing the value of trade-off value of α , the AAE accuracy increases by achieving better balance between class specific accuracy, and as a consequence there is drop in overall accuracy. The results indicate that, for all three models, the CBA implementation via SUHNPf can successfully mitigate the bias in the existing systems. At $\alpha = 0.5$ the difference between AAE and SAE sub-populations is reduced from 6% to 2%, while at $\alpha = 0$ the accuracy across sub-populations is equal. **Table 3** and **Fig. 4** illustrate the flexibility of the Pareto frameworks. Given the full Pareto front, the stakeholders can determine the particular value of α that best suits their needs.

Table 3: Overall summary of different categories of Hate Speech classifiers towards Davidson et al. [9]’s dataset in terms of trading between maximizing overall accuracy vs. balancing class-specific accuracy. The class specific accuracy numbers are SAE vs. AAE.

Model	Maximizing Overall Accuracy ($\alpha = 1$)				Balancing Both ($\alpha = 0.5$)				Maximizing SAE-AAE Accuracy ($\alpha = 0$)			
	Overall Acc.	SAE Acc.	AAE Acc.	Diff.	Overall Acc.	SAE Acc.	AAE Acc.	Diff.	Overall Acc.	SAE Acc.	AAE Acc.	Diff.
CNN	89.97	92.12	86.24	5.88	88.66	89.67	86.91	2.76	87.35	87.48	87.13	0.35
BiLSTM	89.48	91.58	85.83	5.75	88.41	89.16	87.12	2.04	87.34	87.22	87.56	0.34
Bert	92.03	94.27	88.13	6.14	91.76	92.42	90.62	1.80	91.50	91.54	91.45	0.09

When comparing the performance of the three classifiers, we note that BERT outperforms BiLSTM and CNN across all configurations. SUHNPf and CBA substantially reduce the imbalance between sub-populations, while only losing 0.5% accuracy in the $\alpha = 0$ setting. In Table 4 we also report the False Positive Rate (FPR) of the Bert model optimized using SUHNPf. CBA is designed to balance the accuracy across both classes, and as such it does not guarantee optimization of FPR. However, we can empirically observe a similar tendency as with accuracy - the FPR rates for the AAE population decreases as we trade-off from overall accuracy ($\alpha = 1$) towards balanced accuracy ($\alpha = 0$). At the same time, the FPR rate for SAE slightly increases.

Table 4: False Positive Rate (FPR) for BERT on both training and testing data. Observe that although not optimized for FPR, the classification model is able to achieve an even transition across the reported spectrum.

	Maximizing Overall Accuracy ($\alpha = 1$)		Balancing Both ($\alpha = 0.5$)		Maximizing SAE-AAE Accuracy ($\alpha = 0$)	
	AAE	SAE	AAE	SAE	AAE	SAE
Train	12.39	5.27	9.89	6.48	8.12	7.89
Test	13.27	4.63	10.21	6.14	8.79	7.26

For general post-analysis of the Pareto framework, we also superimpose the values obtained for the testing data on the obtained Pareto front in Fig. 5. We observe that since the data split was made even across both dialects, the performance on the test set itself, although slightly different, follows the trajectory of the optimal front on the training data. This shows that the trained BERT classifier generalized well across both the training and testing split and that the random split of data had an even distribution of points.

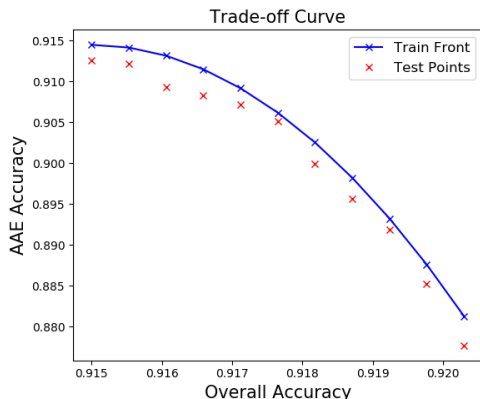


Figure 5: Evaluation of testing data corresponding to different training configurations for specific trade-off $\alpha \in [0, 1]$. We observe that the testing performance is concordant with the training curve itself with minor variations.

8 Discussion

Need for differentiable measure: The lack of a differentiable measure or metrics is an important gap in the fairness space that prevents models from directly optimizing fairness during model training. Typically, the balance between accuracy and fairness is mainly achieved either as: 1) pre-processing data to de-bias it *w.r.t.* the protected attribute; or 2) post-process the predicted labels *w.r.t.* the protected attribute to achieve some notion of balance in an empirical manner. We show that using our proposed definition of CBA, one can induce a notion of fairness during model training itself. The choice of enforcing the weight on this balancing criteria rests entirely upon the practitioner. We encourage the community to design other differentiable measures based on their notion of achieving fairness and balance. One such measure could focus on balancing false-positive rate across populations.

Model Agnostic Measure: The proposed CBA measure is model agnostic *i.e.* it is designed to push for equal accuracy numbers across binary classes with arbitrarily defined population groups in various tasks. Thus, balancing between accuracy *vs.* fairness is not exclusive to the task of Hate Speech Detection, and can be easily extended to other Fairness problems with a change of dataset and an appropriate choice of classification model. Thus, our findings can be extended to the more broad area of designing and implementing fair model-agnostic ML solutions.

General MOO for Fairness: Multi-Objective Optimization has been gaining traction in fields of Fairness, Recommendation, Ranking, and Diversity. Hence, there is a need for machinery that supports balancing different objectives and possibly handle user-imposed constraints on the solution space. To this end, research has been done in the ML community towards making neural scalable Pareto machinery, while the Fairness fields have focused on domain specific datasets. We show the extension of the MOO and Pareto concepts for the first time in the HS detection literature and measure performance of various existing HS classification models and Pareto frameworks in striving to achieve balance between competing objectives. Similar to the CBA measure, our implementation of MOO for fairness is also task- and model-agnostic and can be extended to other tasks that can benefit from balancing accuracy across different sub-populations.

Pareto Performance: We used two Pareto frameworks, SUHNPf and PHN, for trading off between the competing objectives. A desired criteria for any Pareto solver is to have user-specified error tolerance bounds on when a solution

is deemed optimal in a discrete setting. Fortunately, both EPO and SUHNPf solvers have that criteria built in (set to $\epsilon = 0.001$), while others lack it and therefore run a specified number of iterations before declaring a candidate Pareto, without actually checking for optimality. PHN uses a neural network to regress over the EPO candidates, where EPO relies on KKT and thus is guaranteed to produce the correct solution only for convex functions. SUHNPf on the other hand uses the Fritz-John conditions and works for non-convex functions too. The results on the networks show the shortcoming of assuming convexity on a neural network and a real dataset.

Generalizing to unseen test data: The Pareto frameworks are guaranteed to obtain Pareto optimal front, given a classifier, loss functions, and training data. However, it is not possible to theoretically guarantee an optimal trade-off on novel data. To empirically determine the ability of the Pareto machinery to generalize to unseen data, we used a random train-test split of 80-20% from each dialect, following [9]. We successfully demonstrated that the optimal configuration from the training data generalizes to improved performance on the test data.

9 Conclusion

In this paper we presented a general (task, dataset, and model agnostic) approach for balancing between overall accuracy and fairness (defined as equal accuracy across sub-populations). We first propose a differentiable measure for fairness, i.e., *Class Balanced Accuracy (CBA)*. Compared to prior fairness measures, CBA can be used to directly optimize classifiers (neural or otherwise) during training. Using CBA as a training objective can ensure the fairness of the system, while traditional post-hoc measures typically improve the fairness in an indirect and empirical manner. We successfully incorporated CBA with two different machinery for Multi Objective Optimisation (MOO) - PHN and SUHNPf. These implementations can be adapted to find a Pareto-optimal front for any task that requires balancing accuracy across different sub-groups. Both PHN and SUHNPf can be used to optimize a large variety of classifiers.

We demonstrate the efficiency and flexibility of our approach by applying it to the task of Hate Speech (HS) detection, in which prior work has shown lack of group fairness across different sub-populations. To the best of our knowledge, that is the first time the problem of HS detection has been approached using Pareto machinery and the first time a differentiable fairness objective is optimized during training. We test both Pareto frameworks with three different neural classifiers and show that CBA can successfully mitigate the bias in the models and improve their fairness. Unlike previous work on fair HS detection, our approach does not return a single “best” model, but rather enables the stakeholders to choose the desired trade-off between accuracy and fairness from the full Pareto-optimal front.

Our research makes important contributions to both the fairness community and the HS detection community. Incorporating differentiable fairness measures and MOO Pareto frameworks provides theoretical guarantees as well as superior empirical results than existing models. As a future work we plan to extend the same notion of differentiable measure to multi-class classification task modeled after Categorical Cross Entropy loss and which includes balancing across multiple sensitive attributes. We also want to adapt the approach based on Pareto optimality and CBA to other fairness related end-tasks.

References

- [1] Aymé Arango, Jorge Pérez, and Barbara Poblete. 2019. Hate speech detection is not as easy as you may think: A closer look at model validation. In *Proceedings of the 42nd international acm sigir conference on research and development in information retrieval*. 45–54.
- [2] Ananth Balashankar, Alyssa Lees, Chris Welty, and Lakshminarayanan Subramanian. 2019. What is fair? exploring pareto-efficiency for fairness constrained classifiers. *arXiv preprint arXiv:1910.14120* (2019).
- [3] Ari Ball-Burack, Michelle Seng Ah Lee, Jennifer Cobbe, and Jatinder Singh. 2021. Differential Tweetment: Mitigating Racial Dialect Bias in Harmful Tweet Detection. In *Proceedings of the 2021 ACM Conference on Fairness, Accountability, and Transparency (Virtual Event, Canada) (FAccT '21)*. Association for Computing Machinery, New York, NY, USA, 116–128. <https://doi.org/10.1145/3442188.3445875>
- [4] Su Lin Blodgett, Johnny Wei, and Brendan O’Connor. 2017. A dataset and classifier for recognizing social media english. In *Proceedings of the 3rd Workshop on Noisy User-generated Text*. 56–61.
- [5] Simon Caton and Christian Haas. 2020. Fairness in Machine Learning: A Survey. *arXiv preprint arXiv:2010.04053* (2020).
- [6] François Chollet. 2015. keras. <https://github.com/fchollet/keras>.
- [7] Sanjiv Das, Michele Donini, Jason Gelman, Kevin Haas, Mila Hardt, Jared Katzman, Krishnaram Kenthapadi, Pedro Larroy, Pinar Yilmaz, and Muhammad Bilal Zafar. 2021. Fairness Measures for Machine Learning in Finance. *The Journal of Financial Data Science* 3, 4 (2021), 33–64.

- [8] Thomas Davidson, Debasmita Bhattacharya, and Ingmar Weber. 2019. Racial bias in hate speech and abusive language detection datasets. *arXiv preprint arXiv:1905.12516* (2019).
- [9] Thomas Davidson, Dana Warmusley, Michael Macy, and Ingmar Weber. 2017. Automated hate speech detection and the problem of offensive language. In *Proceedings of the International AAAI Conference on Web and Social Media*, Vol. 11.
- [10] Jacob Devlin, Ming-Wei Chang, Kenton Lee, and Kristina Toutanova. 2018. Bert: Pre-training of deep bidirectional transformers for language understanding. *arXiv preprint arXiv:1810.04805* (2018).
- [11] Matthias Ehrgott and Margaret M Wiecek. 2005. Saddle points and Pareto points in multiple objective programming. *Journal of Global Optimization* 32, 1 (2005), 11–33.
- [12] Michael D Ekstrand, Robin Burke, and Fernando Diaz. 2019. Fairness and discrimination in recommendation and retrieval. In *Proceedings of the 13th ACM Conference on Recommender Systems*. 576–577.
- [13] Michael Feldman, Sorelle A Friedler, John Moeller, Carlos Scheidegger, and Suresh Venkatasubramanian. 2015. Certifying and removing disparate impact. In *proceedings of the 21th ACM SIGKDD international conference on knowledge discovery and data mining*. 259–268.
- [14] Antigoni-Maria Founta, Constantinos Djouvas, Despoina Chatzakou, Ilias Leontiadis, Jeremy Blackburn, Gianluca Stringhini, Athena Vakali, Michael Sirivianos, and Nicolas Kourtellis. 2018. Large scale crowdsourcing and characterization of Twitter abusive behavior. <https://open.bu.edu/handle/2144/40119>
- [15] Sorelle A Friedler, Carlos Scheidegger, Suresh Venkatasubramanian, Sonam Choudhary, Evan P Hamilton, and Derek Roth. 2019. A comparative study of fairness-enhancing interventions in machine learning. In *Proceedings of the conference on fairness, accountability, and transparency*. 329–338.
- [16] Björn Gambäck and Utpal Kumar Sikdar. 2017. Using convolutional neural networks to classify hate-speech. In *Proceedings of the first workshop on abusive language online*. 85–90.
- [17] Jennifer Golbeck, Zahra Ashktorab, Rashad O. Banjo, Alexandra Berlinger, Siddharth Bhagwan, Cody Buntain, Paul Cheakalos, Alicia A. Geller, Quint Gergory, Rajesh Kumar Gnanasekaran, Raja Rajan Gunasekaran, Kelly M. Hoffman, Jenny Hottle, Vichita Jienjittlert, Shivika Khare, Ryan Lau, Marianna J. Martindale, Shalmali Naik, Heather L. Nixon, Piyush Ramachandran, Kristine M. Rogers, Lisa Rogers, Meghna Sardana Sarin, Gaurav Shahane, Jayanee Thanki, Priyanka Vengataraman, Zijian Wan, and Derek Michael Wu. 2017. A Large Labeled Corpus for Online Harassment Research. In *Proceedings of the 2017 ACM on Web Science Conference* (Troy, New York, USA) (*WebSci '17*). Association for Computing Machinery, New York, NY, USA, 229–233. <https://doi.org/10.1145/3091478.3091509>
- [18] Alex Graves, Santiago Fernández, and Jürgen Schmidhuber. 2005. Bidirectional LSTM networks for improved phoneme classification and recognition. In *International conference on artificial neural networks*. Springer, 799–804.
- [19] Soumyajit Gupta, Gurpreet Singh, and Matthew Lease. 2021. Scalable Uni-directional Pareto Optimality for Multi-Task Learning with Constraints. *arXiv preprint arXiv:2110.15442* (2021).
- [20] Diederik P Kingma and Jimmy Ba. 2014. Adam: A method for stochastic optimization. *arXiv preprint arXiv:1412.6980* (2014).
- [21] Xi Lin, Hui-Ling Zhen, Zhenhua Li, Qingfu Zhang, and Sam Kwong. 2019. Pareto Multi-Task Learning. In *Thirty-third Conference on Neural Information Processing Systems (NeurIPS 2019)*.
- [22] Pingchuan Ma, Tao Du, and Wojciech Matusik. 2020. Efficient continuous pareto exploration in multi-task learning. In *International Conference on Machine Learning*. PMLR, 6522–6531.
- [23] Debabrata Mahapatra and Vaibhav Rajan. 2020. Multi-task learning with user preferences: Gradient descent with controlled ascent in pareto optimization. In *International Conference on Machine Learning*. PMLR, 6597–6607.
- [24] Natalia Martinez, Martin Bertran, and Guillermo Sapiro. 2020. Minimax Pareto Fairness: A Multi Objective Perspective. In *Proceedings of the 37th International Conference on Machine Learning*.
- [25] Ninareh Mehrabi, Fred Morstatter, Nripsuta Saxena, Kristina Lerman, and Aram Galstyan. 2019. A Survey on Bias and Fairness in Machine Learning. *arXiv:cs.LG/1908.09635*
- [26] Vishwali Mhasawade, Yuan Zhao, and Rumi Chunara. 2021. Machine learning and algorithmic fairness in public and population health. *Nature Machine Intelligence* 3, 8 (2021), 659–666.
- [27] Shira Mitchell, Eric Potash, Solon Barocas, Alexander D’Amour, and Kristian Lum. 2021. Algorithmic fairness: Choices, assumptions, and definitions. *Annual Review of Statistics and Its Application* 8 (2021), 141–163.
- [28] Aviv Navon, Aviv Shamsian, Gal Chechik, and Ethan Fetaya. 2021. Learning the Pareto Front with Hypernetworks. In *International Conference on Learning Representations*.

- [29] Vilfredo Pareto. 1906. *Manuale di economica politica*, societa editrice libraria. milan. *English translation as Manual of Political Economy*, Kelley, New York (1906).
- [30] Ji Ho Park, Jamin Shin, and Pascale Fung. 2018. Reducing Gender Bias in Abusive Language Detection. In *Proceedings of the 2018 Conference on Empirical Methods in Natural Language Processing*. Association for Computational Linguistics, Brussels, Belgium, 2799–2804. <https://doi.org/10.18653/v1/D18-1302>
- [31] Manish Raghavan, Solon Barocas, Jon Kleinberg, and Karen Levy. 2020. Mitigating bias in algorithmic hiring: Evaluating claims and practices. In *Proceedings of the 2020 conference on fairness, accountability, and transparency*. 469–481.
- [32] IBM Research. [n.d.]. *AI Fairness 360*. <https://aif360.mybluemix.net/>
- [33] Kit T Rodolfa, Erika Salomon, Lauren Haynes, Iván Higuera Mendieta, Jamie Larson, and Rayid Ghani. 2020. Case study: predictive fairness to reduce misdemeanor recidivism through social service interventions. In *Proceedings of the 2020 Conference on Fairness, Accountability, and Transparency*. 142–153.
- [34] Paul Röttger, Bertie Vidgen, Dong Nguyen, Zeerak Waseem, Helen Margetts, and Janet Pierrehumbert. 2021. HateCheck: Functional Tests for Hate Speech Detection Models. In *Proceedings of the 59th Annual Meeting of the Association for Computational Linguistics and the 11th International Joint Conference on Natural Language Processing (Volume 1: Long Papers)*. Association for Computational Linguistics, Online, 41–58. <https://doi.org/10.18653/v1/2021.acl-long.4>
- [35] Maarten Sap, Dallas Card, Saadia Gabriel, Yejin Choi, and Noah A Smith. 2019. The risk of racial bias in hate speech detection. In *Proceedings of the 57th annual meeting of the association for computational linguistics*. 1668–1678.
- [36] Anna Schmidt and Michael Wiegand. 2017. A Survey on Hate Speech Detection using Natural Language Processing. In *Proceedings of the Fifth International Workshop on Natural Language Processing for Social Media*. Association for Computational Linguistics, Valencia, Spain, 1–10. <https://doi.org/10.18653/v1/W17-1101>
- [37] Ozan Sener and Vladlen Koltun. 2018. Multi-task learning as multi-objective optimization. In *Proceedings of the 32nd International Conference on Neural Information Processing Systems*. 525–536.
- [38] Ana Valdivia, Javier Sánchez-Monedero, and Jorge Casillas. 2020. How fair can we go in machine learning? Assessing the boundaries of fairness in decision trees. *arXiv preprint arXiv:2006.12399* (2020).
- [39] M Van Rooyen, X Zhou, and Sanjo Zlobec. 1994. A saddle-point characterization of Pareto optima. *Mathematical programming* 67, 1 (1994), 77–88.
- [40] Zeerak Waseem. 2016. Are You a Racist or Am I Seeing Things? Annotator Influence on Hate Speech Detection on Twitter. In *Proceedings of the First Workshop on NLP and Computational Social Science*. Association for Computational Linguistics, Austin, Texas, 138–142. <https://doi.org/10.18653/v1/W16-5618>
- [41] Zeerak Waseem and Dirk Hovy. 2016. Hateful Symbols or Hateful People? Predictive Features for Hate Speech Detection on Twitter. In *Proceedings of the NAACL Student Research Workshop*. Association for Computational Linguistics, San Diego, California, 88–93. <https://doi.org/10.18653/v1/N16-2013>
- [42] Susan Wei and Marc Niethammer. 2020. The Fairness-Accuracy Pareto Front. *arXiv preprint arXiv:2008.10797* (2020).
- [43] Mengzhou Xia, Anjalie Field, and Yulia Tsvetkov. 2020. Demoting Racial Bias in Hate Speech Detection. In *Proceedings of the Eighth International Workshop on Natural Language Processing for Social Media*. Association for Computational Linguistics, Online, 7–14. <https://doi.org/10.18653/v1/2020.socialnlp-1.2>