
PROGRAM ANALYSIS OF PROBABILISTIC PROGRAMS

MARIA I. GORINOVA



DOCTOR OF PHILOSOPHY
— CENTRE FOR DOCTORAL TRAINING IN DATA SCIENCE —
SCHOOL OF INFORMATICS
UNIVERSITY OF EDINBURGH

2022

ABSTRACT

Probabilistic programming is a growing area that strives to make statistical analysis more accessible, by separating probabilistic modelling from probabilistic inference. In practice this decoupling is difficult. The performance of inference methods is sensitive to both the underlying model and the observed data. Different inference techniques are applicable to different classes of models, have different advantages and shortcomings, and require different optimisation and diagnostics techniques to ensure robustness and reliability.

No single inference algorithm can be used as a probabilistic programming back-end that is simultaneously reliable, efficient, black-box, and general. Probabilistic programming languages often choose a single algorithm to apply to a given problem, thus inheriting its limitations. While substantial work has been done both to formalise probabilistic programming and to improve efficiency of inference, there has been little work that makes use of the available program structure, by formally analysing it, to better utilise the underlying inference algorithm. My thesis is that it is possible to improve probabilistic programming using program analysis, and I present three novel techniques (both static and dynamic), which analyse a probabilistic program and adapt it to make inference more efficient, sometimes in a way that would have been tedious or impossible to do by hand.

Part I of the thesis focuses on static analysis and gives the first formal treatment of the popular probabilistic programming language Stan. While efficient, Stan constrains the space of programs expressible in the language. Programs must be written according to Stan's block syntax, which reduces compositionality. In addition, Stan does not support the explicit use of discrete parameters. Part I introduces the probabilistic programming language SlicStan: a compositional, self-optimising version of Stan, which supports both discrete and continuous parameters. SlicStan uses information flow analysis and type inference to capture conditional independence relationships in the program and transform it for inference in Stan. The result can be seen as a hybrid inference algorithm, where different parameters are inferred according to different inference algorithms for efficiency.

Part II shows an example of dynamic analysis. The performance of inference algorithms can be dramatically affected by the parameterisation used to express a model. It is difficult to know in advance what parameterisation is suitable, as it depends on the properties of the observed data. This part demonstrates that reparameterisation can be automated by combining effect handlers in the probabilistic programming language Edward2, with variational inference preprocessing that searches over a space of possible parameterisations.

LAY SUMMARY

Anna and Ben are about to play a game. Anna flips two coins without showing Ben the result. Ben guesses whether each of the coins is heads or tails. If he guesses both correctly, he wins. Otherwise, Anna wins. But they both agree this game is a little unfair: after all, there is only 25% chance that Ben guesses both coins correctly! Anna flips the coins. Attempting to make the game more fair, she gives Ben some additional information before he makes his guess: one of the coins is tails. What are Ben's chances of guessing the other coin correctly? Is the game fair now?

Human intuition is notoriously misleading when it comes to such problems. And yet, we are faced with problems of this kind often and across disciplines. From a doctor deciding on a treatment based on their patient's symptoms and test results, to studying the universe based only on its projection on the night sky, we need ways to make inferences about unobservable phenomena given only some incomplete related data.

Thankfully, we can express such questions about the uncertainty of phenomena using probabilistic programming languages. Such languages aim to facilitate reasoning about probabilities and making inferences. However, statistical inference is not an easy task, and so probabilistic programming has been only partially successful in practice.

This dissertation shows that we can exploit the rich structure provided by a probabilistic program to improve inference and to make probabilistic programming more accessible. Program analysis techniques have long been used to improve conventional programming by automatically detecting errors, optimising the program so it makes better use of available resources, making it faster or more robust, or proving properties such as correctness and safety. My thesis is that program analysis techniques can also be adapted to probabilistic programming. I show three ways in which program analysis techniques improve automatic inference: one automates an optimisation task that was previously the responsibility of the user; one analyses dependencies between variables in the program to generate an efficient hybrid inference algorithm; and one performs a program re-write that improves inference robustness and efficiency, and which would have been impossible to do by hand.

As for Ben, he is in luck. Anna accidentally swung the odds in his favour, and he has more than 66% chance of winning if he guesses the remaining coin is heads.

ACKNOWLEDGEMENTS

Many people helped along the way of completing this work, by teaching me, mentoring me, inspiring me, collaborating with me, and supporting me both academically and socially.

Andy Gordon has been an invaluable influence during the past years. He supported this work every step of the way and was a bottomless source of new ideas. I am grateful for everything I learned from Andy, for his patience when I was stubborn, and for letting me do things my own way. Thank you, to **Charles Sutton**, for always being excited about this work. Charles has been the integral machine learning wisdom source during the past years and helped assess and filter a lot of ideas. I am grateful for his continuing support, both technical and personal. Thank you, Andy and Charles, for supervising me during the PhD, for your guidance, for the insightful discussions, and for shaping me as a researcher.

I'm thankful to **Bob Carpenter**, my co-author **Matthijs Vákár**, and the Stan team for teaching me a lot about Stan, for being incredibly kind, and for welcoming me to the field. Thank you to **Michael Betancourt** for his excellent lectures and tutorials on statistics, and for being a healthy source of scepticism during this journey. Thank you to my co-authors **Dave Moore** and **Matt Hoffman**, and to the Bayesflow team, for fruitful discussions and for the excitement about probabilistic programming. I learned a lot about approximate inference from them, as well as about the design of deep probabilistic programming languages. **Iain Murray** helped shape the course of the PhD project during annual reviews and offered regular feedback and advice. I loved having chats with **Ohad Kammar**, who offered both technical and professional advice, and with **Daniel Hillerström**, who was an incredible source of knowledge about effect handlers. Ohad and Daniel both read parts of this thesis and offered helpful feedback. Thank you to **Alex Lew** for the discussions about probabilistic programming and Gen, to **Kai Xu** for helping with questions about Turing, and to **Feras Saad** for his suggestions around a better discussion of symbolic languages, which all improved this dissertation.

A special thank you to **George Papamakarios**, who I learned so much from. I'm grateful for the time he spent offering expertise; we've had many discussions, some of which inspired parts of this work. But most of all, I'm grateful to him for his continuous support and encouragement, for being an example of integrity and fairness, and for always inspiring assertiveness.

Thank you to my family and friends, for always believing in me, for being there in good and bad, keeping my spirit high through blizzards, winter storms, toilet roll shortages, and a global pandemic. I could not have made it without **Janie's** sarcastic memes, **Christine's** supermassive black hole cakes, **Alex's** sass and cynicism, **Deena's** gorgeous cocktails, **Nelly's** weather readings, **Flic's** cats, **Marc's** gif-based career advice, **Conor's** machine learning rants, **Ivana's** coffee breaks, and **James's** piano. Thank you for being there through the worst of it all.

This work was supported in part by the EPSRC Centre for Doctoral Training in Data Science, funded by the UK Engineering and Physical Sciences Research Council (grant EP/L016427/1) and the University of Edinburgh. In addition, part of the work was done while interning at Google. Thank you for making it possible for me to pursue a PhD by funding this research.

DECLARATION

I declare that this thesis was composed by myself, that the work contained herein is my own except where explicitly stated otherwise in the text, and that this work has not been submitted for any other degree or professional qualification except as specified.

(Maria I. Gorinova)

На дедо.

TABLE OF CONTENTS

1	Introduction	1
2	Probabilistic programming	5
2.1	A very simple probabilistic program	5
2.2	Bayesian inference	7
2.2.1	Deriving a solution analytically	7
2.2.2	Rejection sampling and the curse of dimensionality	7
2.2.3	Markov chain Monte Carlo inference	9
2.2.4	Variational inference	14
2.2.5	Inference on graphical models	16
2.2.6	Other inference strategies	20
2.3	Probabilistic programming languages	22
2.3.1	Definition and classification of PPLs	23
2.3.2	Density-based (or <i>explicit</i>) PPLs	25
2.3.3	Sample-based (or <i>implicit</i>) PPLs	29
2.3.4	Effect-handling-based PPLs	32
2.3.5	Other PPLs	34
I	Static optimisation for probabilistic programming	35
3	Formal treatment of programming languages	37
3.1	Formal syntax of programming languages	37
3.2	Rules of inference	38
3.3	Semantics of programming languages	40
3.4	Type checking and type inference	41
3.5	Information flow analysis	42
4	SlicStan	45

4.1	The paper	45
4.1.1	Introduction	46
	4.1.1.1 <i>Background: Probabilistic Programming Languages and Stan</i>	46
	4.1.1.2 <i>Goals and Key Insight</i>	47
	4.1.1.3 <i>The Insight by Example</i>	47
	4.1.1.4 <i>Core Contributions and Outline</i>	48
4.1.2	Core Stan	48
	4.1.2.1 <i>Syntax of Core Stan Expressions and Statements</i>	48
	4.1.2.2 <i>Operational Semantics of Stan Statements</i>	49
	4.1.2.3 <i>Syntax of Stan</i>	50
	4.1.2.4 <i>Density-Based Semantics of Stan</i>	51
	4.1.2.5 <i>Inference</i>	53
4.1.3	SlicStan	53
	4.1.3.1 <i>Syntax</i>	54
	4.1.3.2 <i>Typing of SlicStan</i>	55
	4.1.3.3 <i>Elaboration of SlicStan</i>	58
	4.1.3.4 <i>Semantics of SlicStan</i>	60
	4.1.3.5 <i>Examples</i>	60
	4.1.3.6 <i>Difficulty of Specifying Direct Semantics Without Elaboration</i>	62
4.1.4	Translation of SlicStan to Stan	62
	4.1.4.1 <i>Shredding</i>	62
	4.1.4.2 <i>Transformation</i>	64
4.1.5	Examples and Discussion	66
	4.1.5.1 <i>Type Inference</i>	66
	4.1.5.2 <i>Locality</i>	67
	4.1.5.3 <i>Code Refactoring</i>	68
	4.1.5.4 <i>Code Reuse</i>	69
4.1.6	Related Work	70
	4.1.6.1 <i>Formalisation of Probabilistic Programming Languages</i>	71
	4.1.6.2 <i>Static Analysis for Probabilistic Programming Languages</i>	71
	4.1.6.3 <i>Usability of Probabilistic Programming Languages</i>	72
4.1.7	Conclusion	72
4.1.8	Appendix A: Definitions and Proofs	76
	4.1.8.1 <i>Definitions</i>	76
	4.1.8.2 <i>Proof of Semantic Preservation of Shredding</i>	77
4.1.9	Appendix B: Further discussion on semantics	82
	4.1.9.1 <i>Semantics of Generated Quantities</i>	82
	4.1.9.2 <i>Relation of Density-based Semantics to Sampling-based Semantics</i>	83
4.1.10	Appendix C: Elaborating and shredding if or for statements	84
4.1.11	Appendix D: Non-centred Reparameterisation	85
4.1.12	Appendix E: Examples	86

4.1.12.1	<i>Neal’s Funnel</i>	86
4.1.12.2	<i>Cockroaches</i>	90
4.1.12.3	<i>Seeds</i>	92
4.2	Clarifying the contributions	94
4.3	Impact	96
5	Conditional independence by typing	97
5.1	The paper	97
5.1.1	Introduction	99
5.1.2	SlicStan: Extended syntax and semantics	100
5.1.2.1	<i>Syntax</i>	102
5.1.2.2	<i>Typing</i>	103
5.1.2.3	<i>Operational Semantics of SlicStan Statements</i>	104
5.1.2.4	<i>Density Semantics</i>	107
5.1.2.5	<i>Shredding and Translation to Stan</i>	108
5.1.2.6	<i>Density Factorisation</i>	110
5.1.3	Theory: Conditional independence by typing	110
5.1.3.1	<i>The \vdash_2 Type System</i>	113
5.1.3.2	<i>Conditional Independence Result for \vdash_2-Well-Typed Programs</i>	116
5.1.3.3	<i>Scope of the Conditional Independence Result</i>	116
5.1.4	Application: Discrete parameters support through a semantics-preserving transformation	117
5.1.4.1	<i>Goal</i>	118
5.1.4.2	<i>Key Insight</i>	119
5.1.4.3	<i>Variable Elimination</i>	120
5.1.4.4	<i>Conditional Independence and Inferring the Markov Blanket</i>	120
5.1.4.5	<i>Sampling the Discrete Parameters</i>	121
5.1.4.6	<i>A Semantics-Preserving Transformation Rule</i>	122
5.1.4.7	<i>Marginalising Multiple Variables: An example</i>	124
5.1.4.8	<i>Relating to Variable Elimination and Complexity Analysis</i>	128
5.1.4.9	<i>Semantic Preservation of the Discrete Variable Transformation</i>	128
5.1.4.10	<i>Scope and limitations of ELIM GEN</i>	129
5.1.5	Implementation and empirical evaluation	131
5.1.5.1	<i>Implementation</i>	131
5.1.5.2	<i>Empirical evaluation</i>	131
5.1.5.3	<i>Analysis and discussion</i>	135
5.1.6	Related work	136
5.1.7	Conclusion	137
5.1.8	Appendix A: Definitions and Proofs	140
5.1.8.1	<i>Definitions</i>	140
5.1.8.2	<i>Proofs</i>	141
5.1.9	Appendix B: Examples	149

5.1.9.1	<i>Sprinkler</i>	149
5.1.9.2	<i>Soft-K-means model</i>	149
5.1.9.3	<i>A causal inference example</i>	150
5.2	Discussion	153

II Dynamic optimisation for probabilistic programming 155

6 Automatic reparameterisation 157

6.1	Effect-handling based probabilistic programming	157
6.1.1	Effects and effect handling	158
6.1.2	Composing effect handlers	160
6.1.3	Effect handling in probabilistic programming	160
6.2	The paper	162
6.2.1	Introduction	164
6.2.2	Related Work	165
6.2.3	Understanding the Effect of Reparameterisation	165
6.2.4	Reparameterising Probabilistic Programs	166
6.2.4.1	<i>Effect Handling-based Probabilistic Programming</i>	166
6.2.4.2	<i>Model Reparameterisation Using Effect Handlers</i>	167
6.2.5	Automatic Model Reparameterisation	168
6.2.5.1	<i>Interleaved Hamiltonian Monte Carlo</i>	168
6.2.5.2	<i>Variationally Inferred Parameterisation</i>	168
6.2.6	Experiments	170
6.2.6.1	<i>Models and Datasets</i>	170
6.2.6.2	<i>Algorithms and Experimental Details</i>	170
6.2.6.3	<i>Results</i>	170
6.2.7	Discussion	171
6.2.8	Appendix A: Derivation of the Condition Number of the Posterior for a Simple Model	174
6.2.8.1	<i>Deriving V_{CP} and V_{NCP}: Centred Parameterisation</i>	174
6.2.8.2	<i>Deriving V_{CP} and V_{NCP}: Non-centred Parameterisation</i>	174
6.2.8.3	<i>The Best Diagonal Preconditioner</i>	175
6.2.8.4	<i>The Condition Numbers κ_{CP} and κ_{NCP}</i>	175
6.2.9	Appendix B: Interceptors	175
6.2.9.1	<i>Make log joint</i>	175
6.2.9.2	<i>Non-centred Parameterisation Interceptor</i>	175
6.2.9.3	<i>VIP Interceptor</i>	176
6.2.9.4	<i>Mean-field Variational Model Interceptor</i>	176
6.2.10	Appendix C: Details of the Experiments	176
6.2.11	Appendix D: Additional Analysis	177
6.3	Discussion	179

6.3.1	Impact	179
6.3.2	Scope and extensions	179
7	Challenges ahead	181
	Bibliography	182

INTRODUCTION

Bayesian statistics provides a set of rigorous techniques that allow us to analyse and interpret data, and to make predictions while carefully quantifying uncertainty. It has been an invaluable tool in many areas where it is important to incorporate domain knowledge in the modelling of the data, or where data is scarce. In Bayesian terms, we define a *statistical model* that encodes our assumptions about an underlying process based on some *unknown variables* and some real-world data that we *observe*. Through *Bayesian inference* (which I will also refer to as just *inference* in this dissertation) we can obtain the conditional distribution of the unknown quantities given the data, and compute expectations under it, while rigorously keeping track of uncertainties.

But inference is not an easy task. Performing inference correctly, reliably and efficiently, requires substantial knowledge of probability and statistics, it is an active area of research, and it can be time-consuming even for experts. Thus, it can be difficult for non-statistical fields to adopt Bayesian statistics, despite the benefits it has to offer.

Probabilistic programming aims to decouple modelling from inference. It promises to allow modellers to work close to their domain of expertise, without having to implement inference algorithms from scratch. The idea of probabilistic programming languages is to specify a model in the form of a program, which typically (but not always) encodes the way in which the data is believed to have been generated. This program is then automatically or semi-automatically compiled to an inference algorithm, which can compute expectations of interest without users having to implement computational details.

While probabilistic programming has significantly grown as an area in the past decade, its dream to democratise Bayesian statistics is still some way ahead. Different inference algorithms come with different constraints, advantages, and disadvantages. General algorithms, which work with a wide range of models, typically take longer to give a reliable result. Tailoring an algorithm to a specific problem can result in a considerably more

efficient inference, but using the same algorithm for a different model might not be possible. Probabilistic programming languages face this same problem and are often forced into a trade-off between generality of the modelling language and efficiency of inference.

The focus of this dissertation is on program analysis techniques for probabilistic programming. Many probabilistic programming languages leverage the formal foundations on which they have been built to compile to a particular algorithm or perform symbolic inference. But whether the underlying program structure can be utilised to improve inference in a program-specific manner has been largely unexplored. The main question of this dissertation is: *Can program analysis improve inference in probabilistic programming?* I claim the answer to this question is *yes* and I show three ways in which program analysis of probabilistic programs can support automatic inference.

Contributions and outline of the dissertation

The dissertation is in two parts, which focus on static and dynamic analysis respectively. [Chapter 2](#) provides background and motivation relevant to both parts. It gives a short introduction to Bayesian inference, covering different approaches and discussing their advantages and disadvantages. It also gives an overview of probabilistic programming languages, dividing them in three categories, and listing some of their strengths and constraints. The brief [Chapter 3](#), on the other hand, gives background on formal treatment of programming languages that is relevant to [Part I](#) only.

Chapters [4–6](#) each focus on one of the *three contributions* of this dissertation:

- (1) [Chapter 4](#) describes the first formal treatment of the probabilistic programming language Stan, and a semantics-preserving procedure that allows for a more compositional, self-optimising version of Stan, called SlicStan. [Chapter 4](#) is based on the following publication:

Maria I Gorinova, Andrew D Gordon, and Charles Sutton. Probabilistic programming with densities in SlicStan: Efficient, flexible, and deterministic. *Proceedings of the ACM on Programming Languages* 3, Issue POPL, Article 35 (January 2019).

- (2) [Chapter 5](#) extends Stan/SlicStan with explicit support for discrete parameters, through a semantics-preserving transformation that firstly marginalises out discrete variables from the program and then re-draws them. This can be seen as an automatic program-specific composition of two inference algorithms. [Chapter 5](#) is based on the following publication:

Maria I Gorinova, Andrew D Gordon, Charles Sutton, and Matthijs Vákár. Conditional independence by typing. *ACM Transactions on Programming Languages and Systems* 44, Issue 1, Article 4 (March 2022).

- (3) **Chapter 6** gives a way to automatically reparameterise probabilistic models through effect-handlers and shows how the process of finding a suitable parameterisation of a probabilistic model can be automated through a variational inference pre-processing. The chapter is based on the following publication:

Maria I Gorinova, Dave Moore, and Matthew D Hoffman. Automatic Reparameterisation of Probabilistic Programs. *Proceedings of the 37th International Conference on Machine Learning* (July 2020).

PROBABILISTIC PROGRAMMING

Inference and languages

What is probabilistic programming and why is it difficult? This chapter gives a brief overview of the topic of probabilistic programming, motivating the work of this thesis and introducing some preliminaries. It gives a gentle introduction to the idea of probabilistic programming (§ 2.1), and discusses the process and challenges of Bayesian inference and of probabilistic modelling itself (§ 2.2). Finally, the chapter gives background on some of the most well-known current probabilistic programming languages, analysing their advantages, shortcomings, and constraints (§ 2.3).

2.1 A very simple probabilistic program

Suppose Anna flips two fair coins, observes the result, and tells Ben that they are *not* both heads. How does Ben’s belief about the flip result of each coin changes based on this new information?

Anna’s flips generate one of four possible scenarios: both coins are heads, both are tails, the first is heads and the second is tails, or the first is tails and the second is heads. But one of these scenarios becomes impossible given the extra information Anna gives us. Each of the two coins is heads in only one of the remaining three equally likely scenarios. Thus, the probability that, say, the first coin is heads given they are not both heads is $1/3$.

We can express such questions about the uncertainty over phenomena given observations using probabilistic programming languages (PPLs). In general, such languages are characterised by *two* facilities that are not usually present in conventional programming. These are the ability to specify *random variables* and the ability to *observe data*.

For example, we can express Anna and Ben’s problem as a probabilistic program:

```

1  c1 ~ bernoulli(0.5)
2  c2 ~ bernoulli(0.5)
3  bothHeads = c1 and c2
4  observe(not bothHeads)

```

Each coin flip is a *Bernoulli* random variable, which is either 1 (for heads) or 0 (for tails) with probability 0.5. In the program above, lines 1 and 2 define these two variables, naming them c_1 and c_2 . Line 3 introduces a third random variable, `bothHeads`, which is the logical ‘and’ between c_1 and c_2 : it is 1 only when both coin flips result in heads, and 0 otherwise. Finally, line 4 *observes* the *data*: the coin flips did not both result in heads. A PPL that can interpret this program will give us the conditional probability distribution of the *unobserved* variables in the program given the data. In our case, that is:

$$p(c_1, c_2 \mid \mathbf{not\ bothHeads}) = \begin{cases} 0 & \text{if } c_1 = c_2 = 1 \text{ or } c_1, c_2 \notin \{0, 1\}^2 \\ 1/3 & \text{otherwise.} \end{cases}$$

Notation and terminology More concretely, a probabilistic program defines a joint density over some random variables. We typically divide these variables into *parameters* θ and *data* \mathcal{D} and write $p(\theta, \mathcal{D})$ for their joint distribution, which is also the product of the *prior* on the parameters $p(\theta)$ and the *likelihood* of the data $p(\mathcal{D} \mid \theta)$. We are interested in the *posterior* distribution

$$p(\theta \mid \mathcal{D}) = \frac{p(\theta)p(\mathcal{D} \mid \theta)}{p(\mathcal{D})}. \quad (2.1)$$

Specifically, we are interested in extracting information from this distribution, in order to answer different queries. This usually means computing *expectations* under this posterior distribution, for example the expectation of a function $f(\theta)$:¹

$$\mathbb{E}_{p(\theta \mid \mathcal{D})}(f(\theta)) = \int f(\theta)p(\theta \mid \mathcal{D})d\theta. \quad (2.2)$$

The process of deriving or approximating the posterior distribution, in a form that allows us to compute expectations under it, is what we call *Bayesian inference*.²

But why do we need a dedicated language to do any of this? Can we not simply use Equations 2.1 and 2.2 to compute any expectation we like? The next sections describe some of the challenges of performing Bayesian inference in practice and, in turn, the challenges faced by PPLs: the languages that aim to democratise this difficult process.

¹This expression assumes continuous parameters θ . For mixed discrete and continuous parameters, we can replace the integration with an appropriate combination of integration and summation. Generally, integration is used as a shorthand for such integration-summation combination throughout this thesis.

²This is only one way of defining ‘inference’. Statistical inference can more generally be understood as deriving properties (expectations, but also confidence / credible intervals) of some underlying distribution.

2.2 Bayesian inference

2.2.1 Deriving a solution analytically

The first question we might ask is can we not perform inference analytically. Indeed, given the joint $p(\boldsymbol{\theta}, \mathcal{D})$, [Equation 2.1](#) gives us the posterior $p(\boldsymbol{\theta} \mid \mathcal{D}) = \frac{p(\boldsymbol{\theta}, \mathcal{D})}{p(\mathcal{D})} = \frac{p(\boldsymbol{\theta}, \mathcal{D})}{\int p(\boldsymbol{\theta}, \mathcal{D}) d\boldsymbol{\theta}}$. But the *normalising constant* (also referred to as the *marginal likelihood* or *evidence*) $Z(\mathcal{D}) = \int p(\boldsymbol{\theta}, \mathcal{D}) d\boldsymbol{\theta}$ is not always available in a closed form and it is infeasible to compute in the general case. Suppose, for example, that we are working with N Bernoulli parameters $\boldsymbol{\theta} = (\theta_1, \dots, \theta_N)$. Then $Z(\mathcal{D}) = \sum_{\hat{\theta}_1=0}^1 \cdots \sum_{\hat{\theta}_N=0}^1 p(\theta_1 = \hat{\theta}_1, \dots, \theta_N = \hat{\theta}_N, \mathcal{D}) = \sum_{\boldsymbol{\theta} \in \{0,1\}^N} p(\boldsymbol{\theta}, \mathcal{D})$. The complexity of computing this expression is $O(2^N)$, which becomes infeasible for larger N .

What is worse is that even if we assume an oracle that gives us $Z(\mathcal{D})$, computing expectations under $p(\boldsymbol{\theta} \mid \mathcal{D})$ is still infeasible: $\mathbb{E}_{p(\boldsymbol{\theta} \mid \mathcal{D})}(f(\boldsymbol{\theta})) = \sum_{\boldsymbol{\theta} \in \{0,1\}^N} p(\boldsymbol{\theta}, \mathcal{D}) f(\boldsymbol{\theta})$. In practice, such expectations are typically approximated. One way to approximate an expectation under some $p(\mathbf{x})$ is through *Monte Carlo estimation* ([Metropolis and Ulam, 1949](#)):

$$\mathbb{E}_{p(\mathbf{x})}(f(\mathbf{x})) \approx \frac{1}{I} \sum_{i=1}^I f(\hat{\mathbf{x}}^{(i)}) \quad \text{where } \hat{\mathbf{x}}^{(i)} \sim p(\mathbf{x}) \quad (2.3)$$

In other words, if we can obtain a set of samples $\hat{\mathbf{x}}^{(i)}$ from the distribution of interest $p(\mathbf{x})$, then we can use this set to estimate the expectation of any function under $p(\mathbf{x})$.

2.2.2 Rejection sampling and the curse of dimensionality

This leads us to a second idea of how to perform inference: can we not simply sample $(\hat{\boldsymbol{\theta}}^{(i)}, \hat{\mathcal{D}}^{(i)})$ from the joint $p(\boldsymbol{\theta}, \mathcal{D})$, discard any samples where $\hat{\mathcal{D}}^{(i)}$ does not match the actual observed data, and use the remaining samples for Monte Carlo estimation?

For instance, in the coins example, we can generate $S = \{(c_1^{(i)}, c_2^{(i)}, \text{bothHeads}^{(i)})\}_{i=1}^I$, where $c_1^{(i)} \sim \text{bernoulli}(0.5)$, $c_2^{(i)} \sim \text{bernoulli}(0.5)$, and $\text{bothHeads}^{(i)} = c_1^{(i)} \wedge c_2^{(i)}$. *Rejecting* all samples such that $\text{bothHeads}^{(i)} = 1$, leaving us with $S' = \{(c_1^{(i)}, c_2^{(i)}, \text{bothHeads}^{(i)}) \in S \mid \text{bothHeads}^{(i)} = 0\}$. These remaining samples S' are samples from the posterior distribution $p(c_1, c_2 \mid \text{bothHeads} = 0)$.

This is a particular instantiation of the *rejection sampling algorithm*, and is a valid inference algorithm, as (after scaling) $p(\boldsymbol{\theta} \mid \mathcal{D})$ is entirely contained by $p(\boldsymbol{\theta}, \mathcal{D})$:

$$p(\hat{\boldsymbol{\theta}}, \mathcal{D}) = p(\mathcal{D})p(\hat{\boldsymbol{\theta}} \mid \mathcal{D}) \geq Cp(\boldsymbol{\theta} \mid \mathcal{D}) \quad \text{for all } \hat{\boldsymbol{\theta}} \text{ and } C \text{ a constant} \quad (2.4)$$

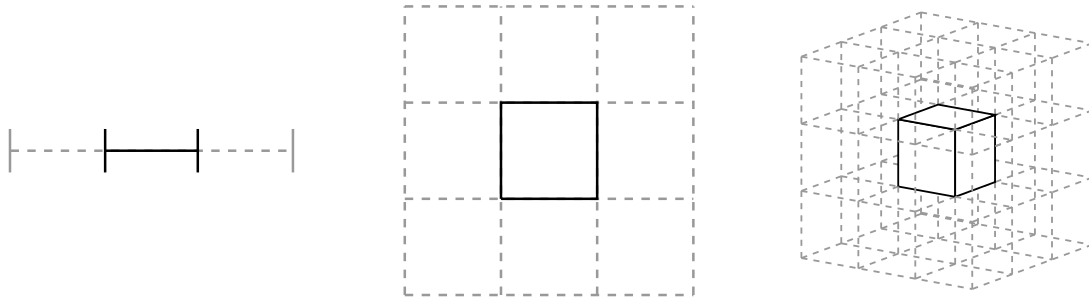


Figure 2.1: Illustration of the curse of dimensionality: the ratio between some volume of interest and a volume that contains it, diminishes as dimensionality increases. The figure is taken from Michael Betancourt’s tutorial on *Probabilistic Computation* https://betanalpha.github.io/assets/case_studies/probabilistic_computation.html.

While simple, general, and exact, this algorithm does not scale. To see why, consider continuous parameters θ and suppose that the prior over θ is an N -dimensional uniform distribution between 0 and 1. Suppose also, that the data is such that the posterior of θ is an N -dimensional uniform distribution between $1/3$ and $2/3$. The prior forms an N -dimensional hypercube of side 1, and the posterior is an N -dimensional hypercube of side $1/3$ centred at the middle of the prior hypercube. **Figure 2.1** shows this for $N \in \{1, 2, 3\}$. Our rejection sampling algorithm would choose at random a point inside of the big hypercube and only accept it if it is also inside the smaller hypercube. The acceptance rate R is proportionate to the ratio between volumes of the two hypercubes:

$$R = \frac{(1/3)^N}{1^N} = \frac{1}{3^N} \quad (2.5)$$

Even if we are to sample from a prior closer to the posterior, say uniform between $1/3 - \epsilon$ and $2/3 + \epsilon$, for any small ϵ , the ratio between volumes, and thus the acceptance rate, is:

$$R_\epsilon = \frac{(1/3)^N}{(1/3 + 2\epsilon)^N} = \frac{1}{(1 + 6\epsilon)^N} \quad (2.6)$$

In either case, as the dimensionality increases, the volume outside of the inner hypercube increases exponentially, and the acceptance rate approaches 0. This is a particular instantiation of the *curse of dimensionality* (Bellman, 1961; Bishop, 2006, section 1.4).

The curse of dimensionality is why many numerical and sampling methods, such as numerical integration, rejection sampling, and importance sampling, are impractical for problems with more than few dimensions. It also motivates the search for more effective inference solutions, which exploit various properties of probability distributions, such as smoothness or conditional independencies.

2.2.3 Markov chain Monte Carlo inference

Markov chain Monte Carlo (MCMC) is a class of sampling algorithms, introduced by [Metropolis et al. \(1953\)](#) and reviewed by [Neal \(1993\)](#) and [Murray \(2007\)](#), which perform sampling by transitioning according to a Markov chain. This chain is carefully designed, so that its *stationary distribution* is the target probability distribution (for example the posterior distribution in the case of inference). Drawing samples according to the Markov chain eventually converges to drawing samples from the target, which makes MCMC methods *asymptotically exact*: they are exact in the presence of infinite amount of samples.

Consider the problem of sampling from some $p(\boldsymbol{\theta})$. Let $\pi(\boldsymbol{\theta} | \boldsymbol{\theta}')$ be the transition probabilities (also referred to as *kernel*) of a homogeneous Markov chain. Given some initial sample $\boldsymbol{\theta}^{(0)}$, we can generate a sequence of samples $\boldsymbol{\theta}^{(1)} \sim \pi(\boldsymbol{\theta}^{(1)} | \boldsymbol{\theta}^{(0)})$, $\boldsymbol{\theta}^{(2)} \sim \pi(\boldsymbol{\theta}^{(2)} | \boldsymbol{\theta}^{(1)})$, \dots , $\boldsymbol{\theta}^{(N)} \sim \pi(\boldsymbol{\theta}^{(N)} | \boldsymbol{\theta}^{(N-1)})$. This sequence converges towards samples from $p(\boldsymbol{\theta})$, provided:

- (1) the chain is *ergodic*, meaning it is aperiodic and it is possible to “reach” any state $\boldsymbol{\theta}'$ from any other state $\boldsymbol{\theta}$ following a finite sequence steps of non-zero probability. Then, no matter the value of the initial $\boldsymbol{\theta}^{(0)}$, $\pi(\boldsymbol{\theta}^{(N)} | \boldsymbol{\theta}^{(0)})$ reaches a unique *stationary distribution* (also called *equilibrium distribution*) $\pi_\infty(\boldsymbol{\theta}^{(N)})$ in the limit of $N \rightarrow \infty$:

$$\lim_{N \rightarrow \infty} \pi(\boldsymbol{\theta}^{(N)} | \boldsymbol{\theta}^{(0)}) = \pi_\infty(\boldsymbol{\theta}^{(N)}) \quad (2.7)$$

$$\pi_\infty(\boldsymbol{\theta}) = \int \pi(\boldsymbol{\theta} | \boldsymbol{\theta}') \pi_\infty(\boldsymbol{\theta}') d\boldsymbol{\theta}' \quad (2.8)$$

- (2) $p(\boldsymbol{\theta})$ is this stationary distribution: $\pi_\infty(\boldsymbol{\theta}) = p(\boldsymbol{\theta})$.

As long as these conditions are met, drawing samples, one by one, from $\pi(\boldsymbol{\theta}^{(n)} | \boldsymbol{\theta}^{(n-1)})$ is a valid sampling algorithm. When used to sample from a posterior distribution, it is also a valid inference strategy. While MCMC guarantees exact inference in the presence of infinitely many samples, the quality of inference in practice is hugely influenced by the shape of the underlying distribution and the choice of kernel $\pi(\boldsymbol{\theta} | \boldsymbol{\theta}')$.

The MCMC family of sampling algorithms is very large, and a full review is out of scope for this thesis, but is studied in detail by many probabilistic reasoning textbooks ([MacKay 2003](#), Chapters 29 and 30; [Bishop 2006](#), Chapter 11; [Barber 2012](#), Chapter 27; [Murphy 2012](#), Chapter 24). In the rest of this section, I will focus on one particular MCMC algorithm, which is closely related to the work of this thesis: Hamiltonian Monte Carlo.

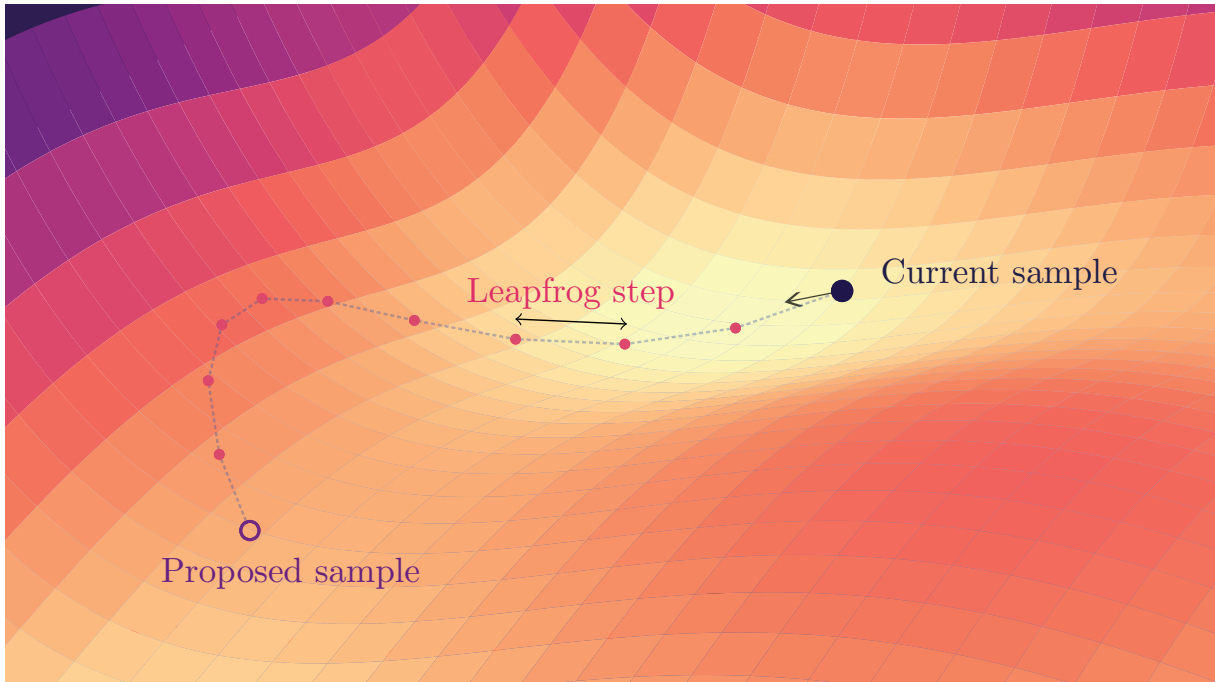


Figure 2.2: An illustration of a single HMC iteration in a 2-dimensional parameter space. The current sample is given an initial momentum at random; we take 10 leapfrog steps to simulate the particle trajectory and obtain a candidate sample.

Hamiltonian Monte Carlo

Hamiltonian Monte Carlo (HMC) is an MCMC algorithm introduced by [Duane et al. \(1987\)](#) and popularised by [Neal et al. \(2011\)](#). It makes use of the gradient of the target density function as a way to efficiently explore the underlying probability distribution. HMC is typically applied to problems where the number of parameters in the model is known and fixed, although extensions that work for nonparametric models have also been recently introduced ([Mak et al., 2021](#)).

In brief, HMC works by translating the problem of sampling from a probability distribution to exploring the dynamics of a particle in a Hamiltonian system. Suppose that the target density $p(\boldsymbol{\theta})$ is differentiable almost everywhere. Suppose also that we are given a function $p^*(\boldsymbol{\theta})$ that is proportionate to the $p(\boldsymbol{\theta})$; that is $p(\boldsymbol{\theta}) = \frac{p^*(\boldsymbol{\theta})}{Z}$ for the normalising constant $Z = \int p^*(\boldsymbol{\theta})d\boldsymbol{\theta}$. Now consider the multidimensional surface given by $-\log p^*(\boldsymbol{\theta})$. A particle on that surface can be described by its position $\boldsymbol{\theta}$ and momentum \mathbf{p} . Its *potential energy* $E(\boldsymbol{\theta})$ is given by the height of the surface at $\boldsymbol{\theta}$ and its *kinetic energy* $K(\mathbf{p})$ is given by the magnitude of the momentum \mathbf{p} and the mass m of the particle:

$$E(\boldsymbol{\theta}) = -\log p(\boldsymbol{\theta}) - \log Z \qquad K(\mathbf{p}) = \frac{1}{2m}\|\mathbf{p}\|^2$$

In a system with a single particle and no friction, no energy is lost and the Hamiltonian, the sum of potential and kinetic energy, stays constant:

$$H(\boldsymbol{\theta}, \mathbf{p}) = E(\boldsymbol{\theta}) + K(\mathbf{p})$$

The change of the position and momentum over time t is described by a system of differential equations:

$$\frac{d\boldsymbol{\theta}}{dt} = \nabla K(\mathbf{p}) = \frac{1}{m}\mathbf{p} \qquad \frac{d\mathbf{p}}{dt} = -\nabla E(\boldsymbol{\theta})$$

Here $\nabla E(\boldsymbol{\theta}) = \left(\frac{\partial E(\boldsymbol{\theta})}{\partial \theta_1} \quad \dots \quad \frac{\partial E(\boldsymbol{\theta})}{\partial \theta_N} \right)$ and $\nabla K(\mathbf{p}) = \left(\frac{\partial K(\mathbf{p})}{\partial p_1} \quad \dots \quad \frac{\partial K(\mathbf{p})}{\partial p_N} \right)$ denote the gradients of $E(\boldsymbol{\theta})$ and $K(\mathbf{p})$ respectively.

Equipped with these equations, we can simulate (run forwards in time) the “physical” system for any initial position $\boldsymbol{\theta}$ and momentum \mathbf{p} . Now consider the MCMC transition kernel $\pi(\boldsymbol{\theta}, \mathbf{p}, t \mid \boldsymbol{\theta}', \mathbf{p}', t')$, which is 1 if simulating the system between time t' and t , starting at an initial position $\boldsymbol{\theta}'$ and initial momentum \mathbf{p}' , results in position $\boldsymbol{\theta}$ and momentum \mathbf{p} , and it is 0 otherwise. As the system is deterministic, we can also recover the initial position and momentum by simulating back in time starting from the final position and momentum.³That is:

$$\pi(\boldsymbol{\theta}, \mathbf{p}, t \mid \boldsymbol{\theta}', \mathbf{p}', t') = \pi(\boldsymbol{\theta}', \mathbf{p}', t' \mid \boldsymbol{\theta}, \mathbf{p}, t) \quad (2.9)$$

Consider the joint density $p_H(\boldsymbol{\theta}, \mathbf{p}) = \frac{\exp(-H(\boldsymbol{\theta}, \mathbf{p}))}{Z_H}$, where $Z_H = \int \exp(-H(\boldsymbol{\theta}, \mathbf{p})) d\boldsymbol{\theta} d\mathbf{p} = Z \int \exp(-K(\mathbf{p})) d\mathbf{p}$ is a normalising constant. As the Hamiltonian stays constant, we have $p_H(\boldsymbol{\theta}, \mathbf{p}) = p_H(\boldsymbol{\theta}', \mathbf{p}')$, giving us:

$$p_H(\boldsymbol{\theta}, \mathbf{p})\pi(\boldsymbol{\theta}, \mathbf{p}, t \mid \boldsymbol{\theta}', \mathbf{p}', t') = p_H(\boldsymbol{\theta}', \mathbf{p}')\pi(\boldsymbol{\theta}', \mathbf{p}', t' \mid \boldsymbol{\theta}, \mathbf{p}, t) \quad (2.10)$$

Equation 2.10 is known as *detailed balance* and it is a sufficient condition for showing that $p_H(\boldsymbol{\theta}, \mathbf{p})$ is the stationary distribution of π (Murphy, 2012, Theorem 17.2.3). Thus, simulating the sliding particle physical system produces samples from the joint density $p_H(\boldsymbol{\theta}, \mathbf{p})$. Marginalising over \mathbf{p} gives us:

$$\begin{aligned} \int_{-\infty}^{+\infty} p_H(\boldsymbol{\theta}, \mathbf{p}) d\mathbf{p} &= \int_{-\infty}^{+\infty} \frac{1}{Z_H} \exp(-E(\boldsymbol{\theta})) \exp(-K(\mathbf{p})) d\mathbf{p} \\ &= \frac{1}{Z} \exp(-E(\boldsymbol{\theta})) \int_{-\infty}^{+\infty} \frac{Z}{Z_H} \exp(-K(\mathbf{p})) d\mathbf{p} \\ &= p(\boldsymbol{\theta}) \end{aligned}$$

³This is equivalent to simulating forwards in time starting from the final position $\boldsymbol{\theta}'$ and the reversed final momentum $-\mathbf{p}'$.

In other words, we can obtain samples from $p(\boldsymbol{\theta})$ by augmenting the parameter space with the momentum variables \mathbf{p} , running a simulation of the Hamiltonian system described above, and discarding the samples obtained for \mathbf{p} . In practice, we need to discretise time in order to run the simulation, which in HMC is usually done using *leapfrog integration*. The error introduced by discretising the simulation is corrected with an accept/reject step similar to the Metropolis-Hastings algorithm (Hastings, 1970).

A single iteration of HMC is visually described in Figure 2.2. In brief, obtaining a new sample $\boldsymbol{\theta}_{n+1}$ given a current sample $\boldsymbol{\theta}_n$ is done as follows:

- (1) Sample an initial momentum $\mathbf{p} \sim \mathcal{N}(\mathbf{0}, mI)$, where I is the identity matrix, and compute the Hamiltonian of the system $H = E(\boldsymbol{\theta}_n) + K(\mathbf{p})$.
- (2) Simulate the system starting at position $\boldsymbol{\theta}_n$ and momentum \mathbf{p} . This step requires $E(\boldsymbol{\theta})$ to be differentiable with respect to $\boldsymbol{\theta}$ and uses the gradient $\nabla E(\boldsymbol{\theta})$ to make steps (some small ϵ in size) in the direction of steepest descent. After L leapfrog steps the particle is at position $\boldsymbol{\theta}^*$ and has momentum \mathbf{p}^* . This final position of the particle, $\boldsymbol{\theta}^*$, is the proposed sample.
- (3) Decide whether to accept ($\boldsymbol{\theta}_{n+1} = \boldsymbol{\theta}^*$) or reject ($\boldsymbol{\theta}_{n+1} = \boldsymbol{\theta}_n$) the candidate sample. This is done based on the difference between the re-evaluated Hamilton $H^* = E(\boldsymbol{\theta}^*) + K(\mathbf{p}^*)$ and the initial Hamilton H . The bigger this difference, the less accurate was the discretised simulation at approximating the behaviour of physical system, and the less likely it is to accept the candidate sample. When the difference is very big, we call the sample step *divergent*. Divergences can indicate problems with inference and are an important diagnostics tool, as shown next and in Figure 2.3.

Advantages and shortcomings

MCMC methods are asymptotically exact: for an infinite number of samples, sampling from the transition distribution corresponds to sampling from $p(\boldsymbol{\theta})$ exactly. In practice, this means that to obtain a reliable approximation of a distribution, we need to sample for a long time, until the Markov chain *converges*. Unfortunately, there is no way to calculate in advance for how long we should run a given chain to achieve some desired accuracy (Tierney, 1994; Brooks and Gelman, 1998). In particular, the geometry of the target distribution has a dramatic effect on the performance of MCMC. *Well-conditioned* distributions that have a small ratio between the variable with highest variance and the variable with the lowest variance, will typically be easier to sample from than distributions where this ratio is large. This leads to some pathological cases, where no number of samples smaller than infinity provides a correct approximation of the distribution of interest.

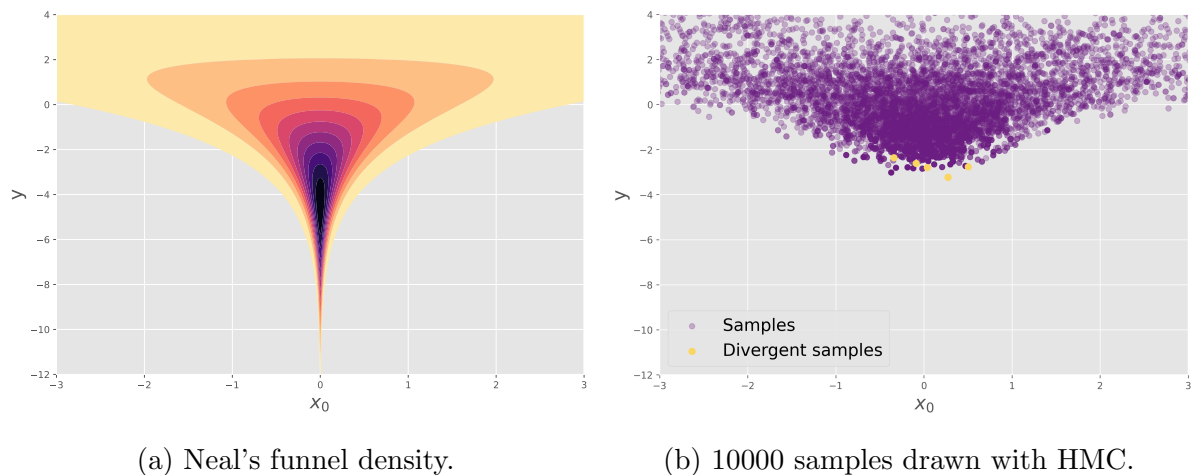


Figure 2.3: Neal's funnel.

For example, consider *Neal's funnel*, which is a model chosen by Neal (2003) to demonstrate the difficulties Metropolis–Hastings (Hastings, 1970) runs into when sampling from a distribution with strong non-linear dependencies. The model defines a density over variables \mathbf{x} and y :

$$y \sim \mathcal{N}(0, 3) \quad x_i \sim \mathcal{N}(0, \exp(y/2)) \quad \text{for } i = 1, \dots, 9$$

The density has the form of a 10-dimensional funnel (thus the name “*Neal's funnel*”), with a very sharp neck, as shown in Figure 2.3a. MCMC methods, including HMC, have trouble obtaining samples from the neck of the funnel, because there exists a strong non-linear dependency between \mathbf{x} and y , and the posterior geometry is difficult for the sampler to explore well. Figure 2.3b shows 10000 samples drawn from Neal's funnel using HMC. Despite half of the probability mass being inside of the funnel, HMC is not able to explore it fully due to its high curvature. Samples where a divergence occurred are shown in yellow, concentrating around the region that HMC's leapfrog integrator finds problematic.

Neal's funnel is a typical example of the dependencies that can occur in hierarchical models in practice, and therefore it highlights the importance of MCMC diagnostic techniques that can detect possible inference problems. Many such techniques exist, including examining HMC divergences, comparing the within and between variance of several different MCMC chains, prior predictive and posterior predictive checks. In addition, there are various ways to address inference problems, one of which, model reparameterisation, I discuss in detail in Chapter 6. For an excellent introduction to various diagnostic techniques and ways to address computational problems, refer to Gelman et al. (2020).

2.2.4 Variational inference

In practice, sampling methods can be very computationally demanding, as they sometimes require a huge number of iterations to obtain a reasonable approximation for a target distribution. Variational inference (VI) methods (MacKay 2003, Chapter 33; Bishop 2006, Chapter 10; Murphy 2012, Chapter 21; Blei et al. 2017) take a different approach that trades asymptotic guarantees for efficiency. The main idea of variational inference is to use *optimisation* instead of sampling, to obtain an analytical approximation to a distribution of interest. In brief, given a tractable family of distributions, VI tries to find a distribution from that family that best approximates the target distribution.

Consider some *family* Q of distributions over the parameters $\boldsymbol{\theta}$. We call variational inference the process of finding some optimal $q^*(\boldsymbol{\theta}) \in Q$, such that $q^*(\boldsymbol{\theta})$ is as close as possible to the distribution of interest, for example, the posterior $p(\boldsymbol{\theta} \mid \mathcal{D})$:

$$q^*(\boldsymbol{\theta}) = \arg \min_{q(\boldsymbol{\theta}) \in Q} d(p(\boldsymbol{\theta} \mid \mathcal{D}), q(\boldsymbol{\theta})) \quad (2.11)$$

Here, $d((p(\boldsymbol{\theta} \mid \mathcal{D}), q(\boldsymbol{\theta})))$ encodes the *dissimilarity* between p and q . Different dissimilarity metrics can be used, but the one that is most common in variational inference is the *Kullback–Leibler (KL) divergence* (Kullback and Leibler, 1951) from q to p :

$$D_{\text{KL}}(q(\boldsymbol{\theta}) \parallel p(\boldsymbol{\theta} \mid \mathcal{D})) = \mathbb{E}_{q(\boldsymbol{\theta})} (\log q(\boldsymbol{\theta}) - \log p(\boldsymbol{\theta} \mid \mathcal{D})) \quad (2.12)$$

However, we cannot directly use this metric in an objective, as we do not know $p(\boldsymbol{\theta} \mid \mathcal{D})$. Usually, the KL divergence is used to derive a lower bound for the evidence $p(\mathcal{D})$. Note that $D_{\text{KL}}(q(\boldsymbol{\theta}) \parallel p(\boldsymbol{\theta} \mid \mathcal{D})) \geq 0$, and only equals 0 when p and q are identical. This result is known as *Gibbs' inequality* (MacKay, 2003, Section 2.6). We derive:

$$\begin{aligned} D_{\text{KL}}(q(\boldsymbol{\theta}) \parallel p(\boldsymbol{\theta} \mid \mathcal{D})) &= \mathbb{E}_{q(\boldsymbol{\theta})} (\log q(\boldsymbol{\theta}) - \log p(\boldsymbol{\theta} \mid \mathcal{D})) \\ &= \mathbb{E}_{q(\boldsymbol{\theta})} (\log q(\boldsymbol{\theta})) - \mathbb{E}_{q(\boldsymbol{\theta})} \left(\log \frac{p(\boldsymbol{\theta}, \mathcal{D})}{p(\mathcal{D})} \right) \\ &= \mathbb{E}_{q(\boldsymbol{\theta})} (\log q(\boldsymbol{\theta})) - \mathbb{E}_{q(\boldsymbol{\theta})} (\log p(\boldsymbol{\theta}, \mathcal{D})) + \mathbb{E}_{q(\boldsymbol{\theta})} (\log p(\mathcal{D})) \\ &= \mathbb{E}_{q(\boldsymbol{\theta})} (\log q(\boldsymbol{\theta})) - \mathbb{E}_{q(\boldsymbol{\theta})} (\log p(\boldsymbol{\theta}, \mathcal{D})) + \log p(\mathcal{D}) \\ &\geq 0 \end{aligned}$$

And define the *evidence lower bound (ELBO)* as:

$$\text{ELBO} = \mathbb{E}_{q(\boldsymbol{\theta})} (\log p(\boldsymbol{\theta}, \mathcal{D})) - \mathbb{E}_{q(\boldsymbol{\theta})} (\log q(\boldsymbol{\theta})) \leq \log p(\mathcal{D}) \quad (2.13)$$

As $\log p(\mathcal{D})$ is a constant with respect to $\boldsymbol{\theta}$, minimising the KL-divergence (2.12) is equivalent to maximising the ELBO (2.13). Assuming that we are given $p(\boldsymbol{\theta}, \mathcal{D})$ (or, in

the more general case, any function proportionate to $p(\boldsymbol{\theta} \mid \mathcal{D})$, and that we can efficiently estimate expectations under $q(\boldsymbol{\theta})$, we can re-define our variational objective as maximising the expectation lower bound:

$$q^*(\boldsymbol{\theta}) = \arg \max_{q(\boldsymbol{\theta}) \in Q} [\mathbb{E}_{q(\boldsymbol{\theta})} (\log p(\boldsymbol{\theta}, \mathcal{D})) - \mathbb{E}_{q(\boldsymbol{\theta})} (\log q(\boldsymbol{\theta}))] \quad (2.14)$$

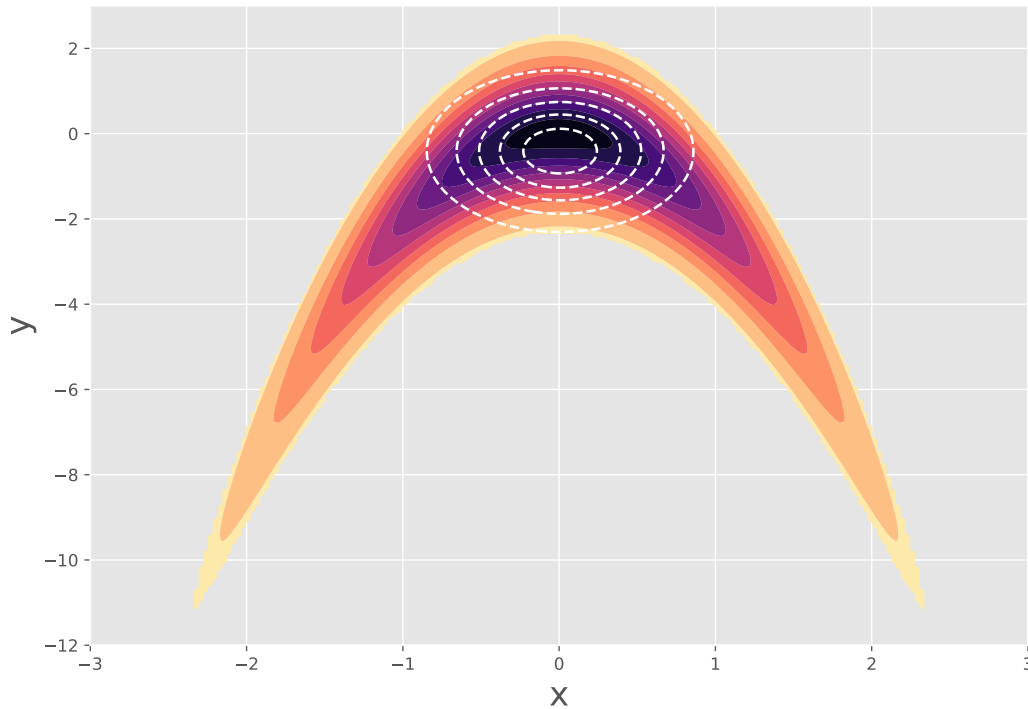


Figure 2.4: An example of the variational family of choice not capturing the complexity of the target distribution. The target banana-shaped distribution is given by $x \sim \mathcal{N}(0, 1)$ and $y \sim \mathcal{N}(-2x^2, 1)$. The dashed white lines show the mean-field variational posterior.

There are different ways to choose a variational family Q , so that expectations under distributions in the family are easy to compute (Bishop 2006, Chapter 10, Murphy 2012, Chapter 21). One way that is increasingly used, and especially in the context of probabilistic programming, is to parameterise the distribution using some set of *variational parameters* ϕ : a distribution $q(\boldsymbol{\theta}; \phi) \in Q$ is entirely determined by its variational parameters ϕ . In addition, the family Q is chosen so that distributions belonging to it are easy to sample from. This allows us to approximate the expectations in the ELBO by Monte Carlo averaging. Equation 2.14 becomes:

$$\phi^* = \arg \max_{\phi} \sum_{\hat{\boldsymbol{\theta}} \sim q(\boldsymbol{\theta}; \phi)} [\log p(\hat{\boldsymbol{\theta}}, \mathcal{D}) - \log q(\hat{\boldsymbol{\theta}}; \phi)] \quad (2.15)$$

Many modern differentiable programming frameworks, such as TensorFlow (Abadi et al., 2015) and PyTorch (Paszke et al., 2019), can automatically differentiate through such expressions. Thus, we can simply specify the loss to be the (negative) ELBO and readily use a differentiable programming framework to perform optimisation. This is usually referred to as black-box variational inference (Ranganath et al., 2014), automatic differentiation variational inference (ADVI) (Kucukelbir et al., 2016), or (whenever we work with minibatches of the data) stochastic variational inference (SVI) (Hoffman et al., 2013).

Mean-field variational inference

One simple choice of a variational family is the *mean-field* variational family $Q = \{\mathcal{N}(\boldsymbol{\theta} \mid \boldsymbol{\mu}, \boldsymbol{\sigma}^T I) \mid \boldsymbol{\mu} \in \mathbb{R}^N, \boldsymbol{\sigma} \in \mathbb{R}_+^N\}$, where N is the size of the parameter space. In other words, the variational family consists of all independent multivariable Gaussian distributions. For example, consider the model from Figure 2.4:

$$x \sim \mathcal{N}(0, 1) \qquad y \sim \mathcal{N}(-2x^2, 1)$$

The mean-field variational family for this model is given by all distributions $q(x, y; \mu_{x,y}, \sigma_{x,y}) = \mathcal{N}(x \mid \mu_x, \sigma_x) \mathcal{N}(y \mid \mu_y, \sigma_y)$ for $\mu_{x,y} \in \mathbb{R}$ and $\sigma_{x,y} \in \mathbb{R}_+$.

Advantages and shortcomings

Variational inference scales: it works for very large amounts of data, and can utilise modern frameworks and architectures to achieve fast inference. However, it trades accuracy to be able to do so. The variational family Q is typically restricted to be potentially much simpler than the target distribution p , and we cannot, in general, determine how far off would even the optimal q be from this target. Figure 2.4 shows an example of a poor approximation resulting from variational inference. The simple mean-field approximation is not able to capture the tails of the banana-shaped distribution, which results in a poor estimation of expectations under the inferred posterior: for example, the true expectation of y is -2 , and its standard deviation is 3, but under the variational posterior, the expectation of y is approximately -0.4 and its standard deviation is 1.

2.2.5 Inference on graphical models

MCMC and VI both require a tractable density (or mass) function $p^*(\boldsymbol{\theta})$, which is proportionate to the distribution of interest with respect to the parameters $\boldsymbol{\theta}$. However, it is not typical for these algorithms to make use of further information about the structure

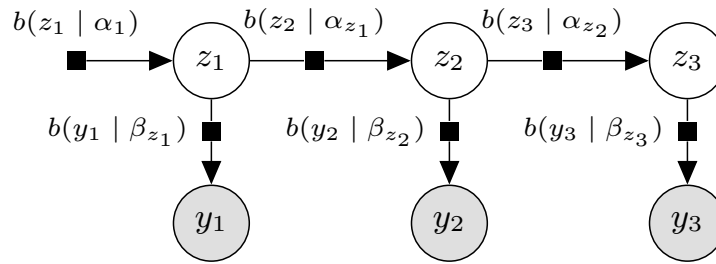


Figure 2.5: Factor graph corresponding to the factorisation of a simple HMM (Eq. 2.17).

of the function $p^*(\boldsymbol{\theta})$, such as its *factorisation*. Information about the factorisation of the target distribution allows us to reason about conditional independencies between variables and develop algorithms that actively exploit the structure of a probabilistic model to make inference more efficient.

We express the factorisation of a distribution $p(\boldsymbol{\theta}) = \prod_i \phi_i(\boldsymbol{\theta}^{(i)})$ in terms of *graphical models* (Bishop 2006, Section 8.4; Barber 2012, Part I; Murphy 2012, Chapter 20). Here, each ϕ_i is some function on a subset of the parameters $\boldsymbol{\theta}^{(i)} \subseteq \boldsymbol{\theta}$. A graphical model encodes this factorisation through a graph, where each parameter $\theta \in \boldsymbol{\theta}$ is a separate vertex, and dependencies between parameters appearing in the same subset $\boldsymbol{\theta}^{(i)}$ are expressed by connections between those vertices corresponding to $\boldsymbol{\theta}^{(i)}$. In particular, *factor graphs* (Frey, 2002) are bipartite graphs, with a *variable vertex* for each $\theta \in \boldsymbol{\theta}$ and a *factor vertex* for each factor $\phi_i(\boldsymbol{\theta}^{(i)})$ of $p(\boldsymbol{\theta})$. An edge exists between a variable node θ and a factor $\phi_i(\boldsymbol{\theta}^{(i)})$ if and only if $\theta \in \boldsymbol{\theta}^{(i)}$.

For example, consider a Hidden Markov Model (HMM) with N parameters $\mathbf{z} = (z_1, \dots, z_N)$, N observed variables $\mathbf{y} = (y_1, \dots, y_N)$, and some given constant arrays $\boldsymbol{\alpha}$ and $\boldsymbol{\beta}$:

$$\begin{aligned} z_1 &\sim \text{Bernoulli}(\alpha_1) \\ z_n &\sim \text{Bernoulli}(\alpha_{z_{n-1}}) && \text{for } n = 2, \dots, N \\ y_n &\sim \text{Bernoulli}(\beta_{z_n}) && \text{for } n = 1, \dots, N \end{aligned}$$

Using $b(x | \pi)$ as a shorthand for the probability mass function of a Bernoulli(π) variable x , the factorisation of the joint distribution over \mathbf{z} and \mathbf{y} is:

$$p(\mathbf{z}, \mathbf{y}) = b(z_1 | \alpha_1) b(y_1 | \beta_{z_1}) \prod_{n=2}^N b(z_n | \alpha_{z_{n-1}}) b(y_n | \beta_{z_n}) \quad (2.16)$$

More concretely, let's say $N = 3$. Then the joint is:

$$p(z_1, z_2, z_3, y_1, y_2, y_3) = b(z_1 | \alpha_1) b(z_2 | \alpha_{z_1}) b(z_3 | \alpha_{z_2}) b(y_1 | \beta_{z_1}) b(y_2 | \beta_{z_2}) b(y_3 | \beta_{z_3}) \quad (2.17)$$

Figure 2.5 shows this expressed in terms of a factor graph: round vertices are variable nodes and square vertices are the factor nodes, $b(z_1 | \alpha_1)$, $b(y_1 | \beta_{z_1})$ and so on. Shaded variable nodes (y_1, y_2 and y_3) denote observed variables.

Suppose we want to compute the posterior $p(\mathbf{z} | \mathbf{y}) = \frac{p(\mathbf{z}, \mathbf{y})}{\sum_{\mathbf{z}} p(\mathbf{z}, \mathbf{y})}$. Calculating this in the general case requires N nested sums over the parameters \mathbf{z} , meaning its complexity is exponential: $O(2^N)$. But knowing the factorisation of the joint $p(\mathbf{z}, \mathbf{y})$ allows us to rewrite the expression for computing the normalising constant $Z = \sum_{\mathbf{z}} p(\mathbf{z}, \mathbf{y})$:

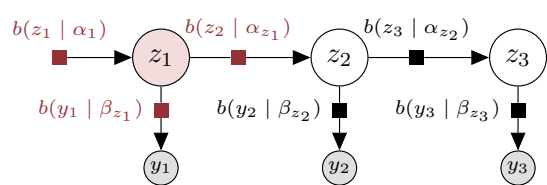
$$\begin{aligned} Z &= \sum_{\mathbf{z}} p(\mathbf{z}, \mathbf{y}) \\ &= \sum_{z_1} \sum_{z_2} \sum_{z_3} b(z_1 | \alpha_1) b(z_2 | \alpha_{z_1}) b(z_3 | \alpha_{z_2}) b(y_1 | \beta_{z_1}) b(y_2 | \beta_{z_2}) b(y_3 | \beta_{z_3}) \\ &= \sum_{z_3} b(y_3 | \beta_{z_3}) \left[\sum_{z_2} b(z_3 | \alpha_{z_2}) b(y_2 | \beta_{z_2}) \left[\sum_{z_1} b(z_1 | \alpha_1) b(z_2 | \alpha_{z_1}) b(y_1 | \beta_{z_1}) \right] \right] \end{aligned}$$

The inner-most sum over z_1 only depends on z_2 , and thus we can compute it independently of z_3 as a function of z_2 . This generalises beyond the particular value of N we chose:

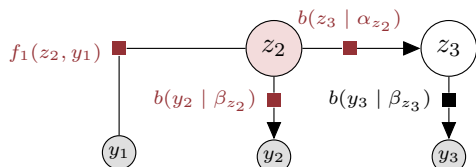
$$Z = \sum_{z_N} b(y_N | \beta_{z_N}) \left[\sum_{z_{N-1}} b(z_N | \alpha_{z_{N-1}}) b(y_{N-1} | \beta_{z_{N-1}}) \dots \left[\sum_{z_2} b(z_3 | \alpha_{z_2}) b(y_2 | \beta_{z_2}) \left[\sum_{z_1} b(z_1 | \alpha_1) b(z_2 | \alpha_{z_1}) b(y_1 | \beta_{z_1}) \right] \right] \dots \right]$$

Starting from the inner-most expression ($\sum_{z_1} b(z_1 | \alpha_1) b(z_2 | \alpha_{z_1}) b(y_1 | \beta_{z_1})$), we reduce each bracket to a function of a single variable z_{n+1} , while summing out another variable, z_n . In other words, it takes $O(2^2)$ time to compute each of $N - 1$ intermediate expressions, thus the overall complexity is $O(N)$. A huge improvement over the $O(2^N)$ from before!

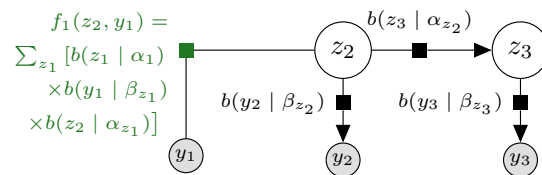
Inference algorithms based on graphical models can utilise the structure of a given model to automatically derive an efficient model-specific inference strategy, as we did by hand above. Some algorithms, such as the sum-product algorithm (Bishop, 2006, Section 8.4.4) are exact, but restricted to tree-structured graphical models in which computing exact marginals is tractable. Others, like variational message-passing (Winn et al., 2005) and expectation propagation (Minka, 2001), as used by Infer.NET (Minka et al., 2014), are applicable to a large class of graphical models, but only provide an approximate solution. Here, we discuss in more detail one algorithm for exact inference that relates to the work described in Chapter 5: variable elimination.



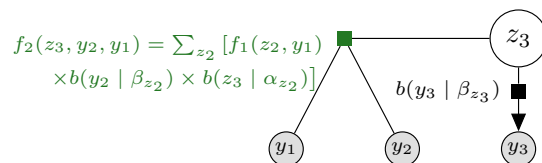
(a) Remove z_1 and its neighbouring factors (red). Create a new factor f_1 by summing out z_1 from the product of these factors.



(c) Remove z_2 and its neighbouring factors (red). Create a new factor f_2 , by summing out z_2 from the product of these factors.



(b) Connect f_1 (in green) to the former neighbours of z_1 . The remaining factor graph defines the marginal $p(z_2, z_3, \mathbf{y})$.



(d) Connect f_2 (in green) to the former neighbours of z_2 . The remaining factor graph defines the marginal $p(z_3, \mathbf{y})$.

Figure 2.6: Step by step example of variable elimination.

Variable elimination

Variable elimination (VE) (Zhang and Poole, 1994; Koller and Friedman, 2009) is an exact inference algorithm efficient in models with sparse structure. It is applicable to general graphs, but it requires the model to be such that marginals are tractable. In particular, it applies to any model that contains only discrete parameters of finite support.

The idea is to eliminate (marginalise out) variables one by one. To eliminate a variable z , we multiply all of the factors connected to z to form a single expression, then sum over all possible values for z to create a new factor, remove z from the graph, and finally connect the new factor to all former neighbours of z . Here, “neighbours” refers to the variables which are connected to a factor that connects to z .

Figure 2.6 shows the VE algorithm step-by-step applied to the HMM of length 3 from before. We eliminate z_1 to get the marginal on z_2 and z_3 (2.6a and 2.6b), then eliminate z_2 to get the marginal on z_3 (2.6c and 2.6d). Finally, having obtained $p(z_3, \mathbf{y})$, we can sum out z_3 to obtain the normalising constant Z , which gives us the posterior $p(\mathbf{z} | \mathbf{y}) = \frac{p(\mathbf{z}, \mathbf{y})}{Z}$.

While the procedure shown in Figure 2.6 is optimal for this model, this would not have necessarily been the case if we had eliminated the variables in a different order (for example, starting from z_2 would be less efficient). VE provides an optimal exact marginalisation solution, but only with respect to a particular elimination ordering. Finding the optimal

ordering is an NP-complete problem (Yannakakis, 1981; Arnborg et al., 1987), however many good heuristics exist (for example minimal degree ordering (George and Liu, 1989)).

Advantages and shortcomings

In the cases when a model has a sparse structure, consisting of factors that allow for analytical marginalisation, variable elimination provides an efficient exact solution. However, in the general case, the complexity of VE is exponential in the number of nodes.

More generally, algorithms that operate on graphical models include a large number of approximate inference techniques. These include loopy belief propagation (Frey and MacKay, 1998), variational message-passing (Winn et al., 2005), expectation propagation (Minka, 2001), and other message-passing algorithms. While more general and able to scale, these methods suffer from the same problem we saw in § 2.2.4: the approximated solution might be very far off the true distribution of interest.

2.2.6 Other inference strategies

The list of algorithms presented so far is by no means exhaustive. The number of available Bayesian inference strategies, each coming with its own set of constraints, advantages and limitations, is too vast for it to be practical to include a full review in this dissertation. Here, I briefly discuss a few other strategies that are less relevant to the contributions of this work, but nevertheless provide a useful background when contemplating the challenges of probabilistic programming.

Sequential Monte Carlo

Sequential Monte Carlo (SMC) (Gordon et al., 1993; Doucet et al., 2001; Rainforth, 2017, Chapter 6), also referred to as *particle filtering*, is a Monte Carlo method that is particularly suitable for dynamic models that involve stochastic control flow and recursion. Like MCMC, SMC is a Monte Carlo algorithm that approximates a distribution through a collection of samples. While MCMC obtains such a collection by repeatedly mutating a sample from the distribution, the core idea behind SMC is to independently sample from some proposal distribution, and compute a weight associated with each such sample, based on how likely it is that the sample is also from the target distribution. Expectations under the target can then be computed as a weighted average of the obtained samples.

What makes SMC different to simple *importance sampling* (Barber 2012, Section 27.6; Bishop 2006, Section 11.1.4), is that this sample-and-weight process is divided into stages. The algorithm sequentially samples each random variable given the already sampled

variables and updates the weight. This has the advantage that at every intermediate step we can augment the population of samples by resampling them based on the current weights. This ensures that more samples are propagated in areas where we expect the probability mass of the target to be higher, thus making better use of available resources.

SMC can also be used to construct a proposal distribution for MCMC methods. This combination between SMC and MCMC inference is referred to as *Particle Markov chain Monte Carlo* (Andrieu et al., 2009).

SMC has been a popular algorithm in the field of probabilistic programming, due to its generality (see § 2.3). The structure made available by the presence of a probabilistic program is particularly useful for automatically devising a program-specific SMC inference algorithm, which works in the presence of stochastic control flow and is highly parallelisable. However, similar to other inference algorithms, SMC also comes with its disadvantages. In particular, the algorithm is sensitive to the choice of proposal distribution. A proposal distribution that is close to the true target would result in efficient inference, while a poorly-suited proposal would result in low effective sample size, especially in high dimensions (due to the curse of dimensionality, §§ 2.2.2). This has resulted in research studying various techniques for improving the proposal, including *inference compilation*: learning a suitable proposal through variational inference (Le et al., 2017). SMC typically requires a number amount of samples, usually much larger than gradient-based methods like HMC, but it can be better suited for multi-modal distributions and is more general.

For an excellent review of sequential Monte Carlo, refer to Rainforth (2017, Chapter 6).

Likelihood-free inference methods

Most of the methods discussed so far are *likelihood-based*. That is, they explicitly evaluate the likelihood $p(\mathcal{D} \mid \theta)$ to perform inference. However, in some cases, the likelihood is unavailable or intractable. *Likelihood-free* inference methods can perform Bayesian inference based solely on simulation from the generative model. Likelihood-based and likelihood-free are umbrella terms that include many inference strategies, and thus lack canonical references, but have been recently surveyed, for example, by Papamakarios (2019) and Cranmer et al. (2020).

We already saw one likelihood-free inference method: rejection sampling (§§ 2.2.2). Rejection sampling is perhaps the simplest likelihood-free inference algorithm, where we simulate parameters $\hat{\theta}$ and data $\hat{\mathcal{D}}$ from the model and throw away (or *reject*) any simulated data $\hat{\mathcal{D}}$ that does not *exactly* match the observed data \mathcal{D} . This is likelihood-free, as we do not evaluate the likelihood function at any point. Approximate Bayesian computation

(ABC) (Sisson et al., 2018; Beaumont, 2010) methods are based on a similar idea, but accept simulated data that is sufficiently close, some small distance ϵ , from the true data. That is, a sample $\hat{\theta}$ is accepted whenever $|\hat{\mathcal{D}} - \mathcal{D}| < \epsilon$. Many likelihood-based Monte Carlo methods can be augmented to a likelihood-free alternative, by approximating the likelihood this way, which gives rise to algorithms such as MCMC-ABC (Marjoram et al., 2003) and SMC-ABC (Sisson et al., 2007). These algorithms are more general, as they do not require a tractable likelihood, but are less efficient than their likelihood-based counterparts.

Recent work in the area also includes likelihood-free inference through *neural density estimation* (Durkan et al., 2018; Papamakarios et al., 2019, 2021; Gonçalves et al., 2020). Density estimation is the problem of estimating the value of the probability density function of some random variable at an arbitrary point, given only a set of independently generated samples of that variable; neural density estimation tackles this by using neural networks. This relates closely to the problem of likelihood-free inference, where we can generate such a set of samples, but do not know the density function of the data. Sequential neural methods for likelihood-free inference (Durkan et al., 2018; Gonçalves et al., 2020) perform inference by either approximating the likelihood function using neural density estimation and using it in combination with likelihood-based methods, or by directly estimating the posterior density.

For an excellent review of likelihood-free inference, refer to Papamakarios (2019, Part II).

2.3 Probabilistic programming languages

Probabilistic programming (Gordon et al., 2014; van de Meent et al., 2018) aims to democratise the difficult process of Bayesian inference by decoupling the process of writing a model from the actual inference algorithm. However, we saw in § 2.2 that inference is not an easy task. What algorithm is best suited for inference in a given model depends hugely on the properties of the model itself. Does the model have a fixed number of random variables? Does the model contain only discrete variables, only continuous variables, or both? Is the model differentiable? There does not exist a single inference algorithm that provides an efficient solution for all possible models.

Probabilistic programming languages (PPLs) inherit this difficulty. Usually, languages trade off generality for efficiency of inference or automation. Some PPLs would restrict the space of supported models in order to use an efficient algorithm such as HMC. Others support a more general class of models, but are then forced to use a general inference

algorithm, which can be less efficient than less general alternatives. Some PPLs have adopted the concept of programmable inference, which allows for the best of both worlds, but requires significantly more effort from the user, who now needs to choose and adapt the inference algorithm themselves.

This leads to the development of many different PPLs, each with its own set of advantages and constraints. This section aims to provide a brief overview of the topic of probabilistic programming languages. The area has significantly expanded in recent years, and thus covering all existing PPLs in this dissertation will not be practical, but I focus on a few of the more popular languages, as a basis for the discussion on program analysis.

2.3.1 Definition and classification of PPLs

Recall the simple probabilistic program from § 2.1:

```
c1 ~ bernoulli(0.5)
c2 ~ bernoulli(0.5)
bothHeads = c1 and c2
observe(not b)
```

There are two things that make this program different to a conventional program: the probabilistic assignment (or sample), \sim , and the observe statement, **observe**. This follows perhaps the most established and most often used definition of probabilistic programs, which is given by [Gordon et al. \(2014\)](#):

Probabilistic programs are “usual” programs (...) with two added constructs: (1) the ability to draw values at random from distributions, and (2) the ability to condition values of variables in a program via observe statements.

While all PPLs fit this definition, the details can vary significantly. Both sampling and observation are understood and implemented in different ways across languages, yielding vastly different syntaxes and workflows. How do we classify probabilistic programming languages so that we can easily compare and contrast them? In the following sections, I give one way to distinguish and talk about PPLs in a structured way. However, it is important to note that not all PPLs will fall in one of the described categories, and the described classification should not be seen as a formal taxonomy.

A fundamental way in which PPLs differ is their treatment of probabilistic assignment (\sim). There are (at least) two ways in which we can interpret a statement such as $y \sim \text{dist}(x)$: (1) as stating that the underlying joint probability density contains the factor $\text{dist}(y | x)$, or (2) as a random draw from the distribution $\text{dist}(x)$ the result of which is bound to y .

Importantly, these two are *not* equivalent treatments. For example, consider the simple program $x \sim \text{normal}(0, 1); x \sim \text{normal}(0, 1)$. The unnormalised joint density under (1) is over a single variable, x : $p^*(x) = \mathcal{N}(x | 0, 1)\mathcal{N}(x | 0, 1)$. But in the case of (2), we sample, one by one, *two* separate variables x , say we denote them x_1 and x_2 . The corresponding unnormalised density of the program is $p^*(x_1, x_2) = \mathcal{N}(x_1 | 0, 1)\mathcal{N}(x_2 | 0, 1)$. As these variables are bound to the same variable name x , the first result is overwritten. We are left with the result of only the second sample statement, thus, we can also see the program as corresponding to the density $p(x_2) = \int p(x_1, x_2)dx = \mathcal{N}(x_2 | 0, 1)$.

Programs written in languages that adopt the former, *density-based* interpretation, explicitly define an (unnormalised) joint density function. The (unnormalised) likelihood of the model is usually available, it can be evaluated and used to perform likelihood-based inference. However, sampling data from the model is not always possible. Such models are called *explicit* or *prescribed* (Diggle and Gratton, 1984).

PPLs that adopt the latter, *sample-based* interpretation yield programs that are effectively simulators. If ran ignoring all observe statements, such programs have the effect of simulating data from the model. Models that are defined in terms of a sampling procedure are called *implicit* (Diggle and Gratton, 1984), as we cannot, in general, evaluate the likelihood function of these models: it is implicitly defined.

While there are many categories in which we can divide PPLs, including based on programming style (declarative, imperative, or functional) or type of inference used (Monte Carlo, symbolic, variational, etc.), here I propose a way of classifying them based on their interpretation of \sim . This gives rise to three categories: *density-based* (or *explicit*) PPLs (§§ 2.3.2) that yield explicit models, *sample-based* (or *implicit*) PPLs that yield implicit models (§§ 2.3.3), and *effect-handling-based* PPLs (§§ 2.3.4), which can interpret \sim either explicitly or implicitly based on context. This classification is useful for several reasons:

- (1) It relates PPLs and the models expressible in those PPLs to the established and useful distinction between explicit and implicit probabilistic models (Diggle and Gratton, 1984). It is important to note that these two model categories are not mutually exclusive. It is possible to simulate data from some density-based programs, and it is also possible to evaluate the likelihood for some sampling-based programs.
- (2) It directly points to a suitable way of formalising the semantics of the language. Typically the semantics of a PPL can be formalised in several equivalent ways, however, the distinction between explicit and implicit PPLs is helpful when the aim is to develop semantics that is closely tied to implementation. Explicit PPLs can be given

straightforward *density-based semantics*, which is the focus of [Chapter 4](#). Implicit PPLs are better formalised through *trace-based* (or *sampling-based*) *semantics* (for example as described by [Hur et al. \(2015\)](#), [Staton et al. \(2016\)](#), [Heunen et al. \(2017\)](#)).

- (3) It hints at the class of algorithms suitable for each language. Being able to evaluate an (unnormalised) density, defined on a fixed parameter space, is essential for gradient-based algorithms such as HMC or VI, making these algorithms easily applicable to explicit models. On the other hand, an implicit model will sometimes require a more general inference algorithm, such as SMC, or in some cases, even a likelihood-free algorithm ([Cranmer et al. \(2020, Section 3\)](#) give details on when likelihood-based methods are applicable to a probabilistic program).

The following sections present one or two example probabilistic programming languages for each of the three PPL types. In particular, I give an overview of Stan ([Carpenter et al., 2017](#)) and Edward2 ([Tran et al., 2018](#)) (among other PPLs), which are PPLs central to [Part I](#) and [Part II](#) of this dissertation respectively.

2.3.2 Density-based (or *explicit*) PPLs

Density-based PPLs, which I am also going to refer to as explicit PPLs, explicitly define an unnormalised joint probability density. Examples of density-based languages include Stan ([Carpenter et al., 2017](#)), BUGS ([Gilks et al., 1994](#)), and JAGS ([Plummer et al., 2003](#)), as well as languages that operate on graphical models, including Infer.NET ([Minka et al., 2014](#)), Fun ([Borgström et al., 2011](#)), and Tabular ([Gordon et al., 2015](#)). Turing ([Ge et al., 2018](#)), a PPL that allows for compositional inference with different inference techniques being used for different sub-parts of the model, is also density-based.

In these languages, statements such as $y \sim \text{dist}(x)$ are interpreted as information that the joint density given by the model contains the factor $\text{dist}(y \mid x)$. The parameter space is fixed: it consists of some parameters of interest θ , such that the dimension of θ does not change during inference. A model in a density-based PPL usually describes a *tractable* unnormalised density $p^*(\theta, \mathcal{D})$; in other words, the model can be used to evaluate $p^*(\theta, \mathcal{D})$ for different parameter values θ . Languages that support *deterministic observations* (that is `observe`($f(\mathcal{D}) = \hat{\mathcal{D}}$) for some non-identity deterministic function f , as opposed to `observe`($\mathcal{D} = \hat{\mathcal{D}}$)), such as Infer.NET, are an exception to this tractable unnormalised density rule.

This constrained interpretation of \sim leads to several advantages of density-based PPLs. As the parameter space is fixed, and the (unnormalised) joint density is usually available in

closed form and can be evaluated, explicit PPLs are, in general, able to use more efficient algorithms compared to sample-based PPLs. In particular, we can apply gradient-based algorithms such as HMC or VI. It is also intuitive to write both directed and undirected models, as probabilistic statements are understood simply as adding a multiplicative factor to the target density. However, it is not always possible to efficiently simulate data from the model. Explicit models are also more constrained in terms of recursion and conditionals, as the number of random variables they need is fixed.

Below, I briefly discuss two density-based PPLs: Stan and Infer.NET.

Stan

Stan (Carpenter et al., 2017) is a popular probabilistic programming language. It has been adopted and used in numerous fields, including cosmology (Lieu et al., 2017), microbiology (Sankaran and Holmes, 2018), epidemiology (Flaxman et al., 2020; Grinsztajn et al., 2020), sociology (Pierson et al., 2020), psycho-linguistics (Jäger et al., 2017), and business forecasting (Taylor and Letham, 2018). Stan’s syntax is inspired by and similar to that of BUGS (Gilks et al., 1994), and is close to the model specification conventions used in publications in the statistics community. Stan is imperative and compiles to C++ code. It consists of program blocks, which contain sequences of variable declarations and statements. For example, consider the *Eight schools model*, defined as:

$$\begin{aligned} \mu &\sim \mathcal{N}(0, 5) & \tau &\sim \text{HalfCauchy}(0, 5) \\ \theta_n &\sim \mathcal{N}(\mu, \tau) & y_n &\sim \mathcal{N}(\theta_n, \sigma_n) \quad \text{for } n = 1, \dots, 8 \end{aligned}$$

where N, y_n, σ_n for $n \in \{1, \dots, N\}$ are given as data.

Program 2.1 gives the Stan program for Eight schools. It declares the observed data N, \mathbf{y} , and $\boldsymbol{\sigma}$ in the **data** block and, separately, the parameters μ, τ , and $\boldsymbol{\theta}$ in the **parameters** block. As τ comes from a half-Cauchy distribution,⁴ it takes only positive values: the way to write this in Stan is through a *constrained type*, in this case, **real<lower=0>**. Finally, the **model** block defines the unnormalised joint density of the model. Formally, that is the model defines $p(\mu, \tau, \boldsymbol{\theta}, \boldsymbol{\sigma}, \mathbf{y}) \propto \mathcal{N}(\mu \mid 0, 5) \text{HalfCauchy}(0, 5) \prod_{n=1}^N \mathcal{N}(\theta_n \mid \mu, \tau) \mathcal{N}(y_n \mid \theta_n \sigma_n)$. The inference task is to find $p(\mu, \tau, \boldsymbol{\theta} \mid \boldsymbol{\sigma}, \mathbf{y})$.

In general, a Stan program can contain up to seven blocks, with all blocks discussed in detail in **Chapter 4**. Most notably, the **data** block declares the data \mathcal{D} and the **parameters** block declares the parameters $\boldsymbol{\theta}$. Executing these blocks in order by treating the code as

⁴The half-Cauchy distribution has probability density function proportionate to the probability density function of the Cauchy distribution, but the support of half-Cauchy is constrained to \mathbb{R}^+ .

a conventional imperative code results in evaluating the log density $\log p(\mathcal{D}, \boldsymbol{\theta})$ for the observed data \mathcal{D} and at some value of the parameters $\boldsymbol{\theta}$.

Program 2.1: Eight schools in Stan

```

data {
  int N;
  real y[N];
  real sigma[N];
}
parameters {
  real mu;
  real<lower=0> tau;
  real theta[N];
}
model {
  mu ~ normal(0, 5);
  tau ~ cauchy(0, 5);
  for (n in 1:N) {
    theta[n] ~ normal(mu, tau);
    y[n] ~ normal(theta[n], sigma[n]);
  }
}

```

Inference. Stan uses HMC, and more specifically, an enhanced version of the No-U-Turn Sampler (NUTS) (Hoffman and Gelman, 2014; Betancourt, 2017), which is an adaptive path lengths extension to HMC. As described above, a Stan program essentially defines the body of a function that takes as an argument the parameters $\boldsymbol{\theta}$ and evaluates the joint log density at that point $\boldsymbol{\theta}$. As $p(\boldsymbol{\theta} | \mathcal{D}) \propto p(\boldsymbol{\theta}, \mathcal{D})$, we can use this function for MCMC inference. Stan performs inference by running the code imperatively for different parameter values while using automatic differentiation to compute gradients with respect to the parameters.

Strengths. Stan is flexible, in that it gives the user full control over the definition of the target joint density. Compilation of Stan code goes through several stages of optimisation and static transformations, which increases runtime

performance and stability of inference. Inference is fully automatic, including HMC hyperparameter tuning and automatic differentiation, as well as very efficient. Stan also automatically performs numerous diagnostic checks upon inference and issues warnings and suggestions for improvement.

Constraints. Being density-based, Stan requires a fixed number of parameters during inference. It is also not generally possible to simulate data from the model. In addition, the block syntax makes it difficult to compose different Stan programs, or to have flexible user-defined functions (which I address in Chapter 4). HMC requires the joint density to be piece-wise differentiable. This means having discrete *data* in Stan is possible, but it is not possible to explicitly encode discrete *parameters* (which I address in Chapter 5). While the Stan compiler performs some static optimisations, statistical optimisations, such as reparameterisation and marginalisation, are mostly the responsibility of the user.

Infer.NET

Infer.NET (Minka et al., 2014) is a probabilistic programming framework, which can be used within the .NET ecosystem, and it is well-known for its use in skill rating systems (Herbrich et al., 2006), recommendation systems (Christakopoulou et al., 2016), and other applications that require real-time responsiveness. Infer.NET constructs an explicit factor graph corresponding to the specified program. Every program variable is a variable node in that graph, and every statement, probabilistic or deterministic, is a factor in that graph. Program 2.2 shows the Eight schools example written in Infer.NET.

Program 2.2: Eight schools in Infer.NET

```

var N = Variable.New<int>();
var NRange = new Range(N);
var sigma = Variable.Array<double>(NRange);
var mu = Variable.GaussianFromMeanAndPrecision(0, 5);
var tau_sq = HalfCauchySquared(Variable.Constant(12.5));
var theta = Variable.Array<double>(NRange);
theta[NRange] = Variable.GaussianFromMeanAndPrecision(mu, tau_sq).ForEach(NRange);
var y = Variable.Array<double>(NRange);
y[NRange] = Variable.GaussianFromMeanAndPrecision(theta[NRange], sigma[NRange]);

```

Inference. Infer.NET programs compile to efficient message-passing code. The language supports both *expectation propagation* (Minka, 2001) and *variational message-passing* (Winn et al., 2005), both of which provide an approximate solution. In models whose factor graph is a tree of discrete variables, Infer.NET’s message-passing algorithm reduces to *belief propagation* (Frey and MacKay, 1998), which is equivalent to variable elimination (§ 2.2) and gives an exact solution. For some models, Infer.NET is able to exploit the conditional independence structure available through the explicit factor graph, and use *blocked Gibbs sampling* (Geman and Geman, 1984).

Strengths: One of the biggest advantages of Infer.NET is its speed of inference: the language has been employed in real-life systems that work with large amounts of data and require very fast inference results. In addition, inference is also fully black-box.

Constraints: In addition to the constraints of a density-based PPL, Infer.NET also supports only certain operators. For example, division and multiplication between variables is not always possible, and the compiler can sometimes throw an error requesting the model to be reformulated. Unlike other PPLs, Infer.NET also does not provide results about the joint posterior distribution of parameters, but can only infer the marginal distributions.

2.3.3 Sample-based (or *implicit*) PPLs

Sample-based PPLs, or also implicit PPLs, define the unnormalised joint density only implicitly, by encoding a way to sample from that density. Examples of such languages include Anglican (Wood et al., 2014; Tolpin et al., 2016), Church (Goodman et al., 2008), Gen (Cusumano-Towner et al., 2019), WebPPL (Goodman and Stuhlmüller, 2014), and PyProb (Baydin et al., 2019). In addition, likelihood-free inference PPLs, such as ELFI (Lintusaari et al., 2018), SBI (Tejero-Cantero et al., 2020), and Omega (Tavares et al., 2019) are also sample-based. That is because they define the joint density only implicitly through simulation, and support models where the likelihood is not available by definition.

In these languages, statements such as $y \sim \text{dist}(x)$ are understood as drawing a sample from the distribution $\text{dist}(x)$ at random and binding it to y . As a consequence, models in sample-based PPLs are essentially *simulators*: they describe the process of generating data. When ran forward, these models can usually give us samples from the joint density defined by the model. However, evaluating this joint density on a fixed-size subset of the parameters is not always possible. For example, suppose we are interested in parameters θ that are of fixed support and that the model defines θ and some set of latent variables \mathbf{z} that have variable support. Then the unnormalised density $p^*(\theta, \mathcal{D}) \propto \int p(\theta, \mathbf{z}, \mathcal{D}) d\mathbf{z}$ is not always tractable. It is in this sense that we say that the density is *implicit*: $p^*(\theta, \mathcal{D})$ is not always tractable, even though an explicit density on *traces* $p(\theta, \mathbf{z}, \mathcal{D})$ may still exist.

Sample-based PPLs often have cleaner, more interpretable syntax compared to density-based PPLs, but need to adopt less efficient, more general-purpose inference algorithms. Sample-based PPLs support a larger class of models, including models with complicated control-flow, recursion, and unbounded number of random variables. While undirected models are also often supported, they are, in general, less intuitive to write than in density-based PPLs, due to lack of generative interpretation for undirected factors.

Below, I once again use the Eight schools example to give brief overview of two sample-based PPLs: Anglican and Gen.

Anglican

Anglican (Wood et al., 2014; Tolpin et al., 2016) is a general-purpose PPL integrated in Clojure. It supports a wide set of probabilistic programs, including programs with discrete and continuous parameters, unbounded recursion and control flow. The language has been extensively formalised and has strong theoretical foundations (Staton et al., 2016).

Program 2.3 shows Eight schools written in Anglican.⁵ The model is a **defquery**: a function that takes as input the observed data and returns the parameters of interest. Internally, this query is transformed to continuation passing style (CPS) (similarly to WebPPL (Goodman and Stuhlmüller, 2014)), where continuations are explicitly maintained at two *checkpoints*: **sample** and **observe**. In brief, an Anglican program is a standard Clojure program, with the exception of **sample** and **observe**, which are executed differently, as defined by the inference algorithm. Each inference algorithm defines its own implementation for the two checkpoints and is able to alter the behaviour of the code to produce samples from the posterior. Rainforth (2017, Chapter 7) discusses inference algorithm implementation in Anglican in detail, while below I discuss the inference strategies readily available as part of the language.

Program 2.3: Eight schools in Anglican

```
(defquery schools [N, y, sigma]
  (let [mu (sample (normal 0 5))
        tau (sample (gamma 1 1))]
    (loop [n 0]
      (if (< n N)
        (let [y_n (nth y n)
              sigma_n (nth sigma n)
              theta_n (sample (normal mu tau))]
          (observe (normal theta_n sigma_n) y_n)
          (recur (+ n 1))))
        [mu, tau])))
```

Inference: Anglican supports a range of inference techniques. To allow for inference in any program expressible in the language, Anglican was the first PPL to adopt particle-based inference (Rainforth, 2017). In addition to simple importance sampling, standard SMC (Gordon et al., 1993; Doucet et al., 2001) and PMCMC (Andrieu et al., 2009), the language also introduces several new and PPL-focused particle-based techniques, such as interacting particle MCMC (Rainforth et al., 2016) and particle Gibbs with ancestor sampling (van de Meent et al., 2015).

Strengths: Anglian provides clean functional syntax for general probabilistic programming. The semantics of the language is well-studied and give it a strong theoretical background. Anglican supports higher-order programs with varying support, recursion and stochastic control-flow. It supports a large number of fully automated inference algorithms, and is perhaps the most sophisticated PPL in terms of particle-based inference. Composing models in Anglican is straightforward.

⁵This Anglican version of Eight schools has been given slightly different priors compared to the previously introduced model, due to availability of built-in distributions of the language.

Constraints: Anglican inherits some of the limitations of the inference algorithms it adopts. In order to be well-suited for SMC inference, an Anglican program needs to interleave **sample** and **observe** statements as much as possible. This is in direct contrast to other languages, where in general it does not matter at what point observations are made. To ensure high-quality inference, particle-based methods require a large number of samples, and thus are typically more computationally-demanding than alternatives.

Gen

Gen (Cusumano-Towner et al., 2019) is a Julia-based PPL centred around the idea of programmable inference (Mansinghka et al., 2018). It consists of components that allow the user to build their own inference algorithms, for example by building custom MCMC kernels, or combining several inference strategies. Like Anglican, Gen is sample-based and supports programs with complex control flow and recursion.

Program 2.4: Eight schools in Gen

```
@gen function schools(N::Int,  $\sigma$ ::Vector{Float64})
   $\mu$  = @trace(normal(0, 5), :mu)
   $\tau$  = @trace(gamma(1, 1), :tau)
  for (n,  $\sigma_n$ ) in enumerate( $\sigma$ )
     $\theta_n$  = @trace(normal( $\mu$ ,  $\tau$ ), (:theta, n))
     $y_n$  = @trace(normal( $\theta_n$ ,  $\sigma_n$ ), (:y, n))
  end
  return nothing
end;
```

Program 2.4 gives the Eight school model written in Gen. The model is a Julia function defined using the annotation **@gen**. The function takes as arguments the *unmodelled data* (data we do not assign probability to) N and σ , and defines all modelled variables using a **@trace** expression and giving them unique addresses. A **@gen** function can be used to generate *traces*: instances of a trace ab-

stract data type, which contains random choices made in the program and provides various operators such as evaluating the log probability of the trace, or computing the gradient of the log joint density with respect to different parameters.

Inference: While Gen supports various built-in inference algorithms, such as variational inference, HMC and SMC, the biggest advantage of the language is the flexibility it provides in combining inference operators to build custom inference algorithms. Gen's API is particularly well-suited for exploring different SMC strategies and for defining custom MCMC kernels.

Strengths: Like other sample-based PPLs, Gen provides a very flexible modelling language that allows for an unbounded number of random variables. Composing probabilistic models

in Gen is straightforward, and in addition, the language also provides *generative function combinators* that act as higher-order functions, such as `map`, and can compactly combine Gen models. Perhaps the biggest strength of Gen is that it provides components for building custom inference algorithms, while still automating lower-level details.

Constraints: While its biggest strength, programmable inference in Gen can be challenging for beginners. Using inference algorithms automatically is less straightforward than with other languages (for example, there is no fully automated version of SMC). In addition, Gen’s building blocks are constructed with specific focus on sampling-based and variational inference, and there is no support for algorithms such as variational message-passing, loopy belief propagation, and expectation propagation. Gen supports transformations on traces, but it is not clear how to apply transformations that need program context, such as, for example, the one described in [Chapter 6](#).

2.3.4 Effect-handling-based PPLs

Both density-based and sample-based PPLs assign a particular (and differing) meaning to the statement $y \sim \text{dist}(x)$. In contrast, in effect-handling-based PPLs, this meaning is not fixed and can change depending on context. Such languages include Pyro ([Bingham et al., 2019](#)), NumPyro ([Phan et al., 2019](#)), Edward2 ([Tran et al., 2018](#)), and Eff-Bayes ([Goldstein, 2019](#)), and they use *algebraic effect handlers* to specify the behaviour of a probabilistic program.

Algebraic effects and handlers ([Plotkin and Pretnar, 2009](#); [Plotkin and Power, 2003](#)) have emerged as a convenient, modular abstraction for controlling computational effects. Effect-handling-based PPLs treat the probabilistic assignment operation \sim as an *effectful operation*, the behaviours of which is specified by a separate *effect handler*. Such an effect handler can specify behaviour matching that of a density-based PPL, or that of sampling-based PPL, but it can also give a completely different meaning to the \sim operator.

Defining and working with handlers is part of the PPL itself, and they can be nested to produce complex composable transformation ([Moore and Gorinova, 2018](#)). In contrast, other languages that treat \sim as a special *checkpoint* where program behaviour can be altered, such as Anglican and WebPPL, can implement different algorithm-specific behaviour for sampling, but this is seen as part of the inference algorithm implementation rather than as part of the modelling language.

I give more background on effect-handling-based PPLs, including examples of defining and composing handlers, in [§ 6.1](#). Here, I give a brief overview of one such PPL: Edward2.

Edward2

Edward2 (Tran et al., 2018) is a *deep* probabilistic programming language embedded into Python and built on top of TensorFlow (Abadi et al., 2015). It has found several applications in fields that require processing large amounts of data, such as intelligent transportation systems (Abodo et al., 2019), recommendation systems (Mladenov et al., 2020), and biological sequence models (Weinstein and Marks, 2021). Edward2 uses effect handlers (referred to in the language as *interceptors* or *tracers*) to change the meaning of probabilistic assignment at runtime. Handlers can be defined by the programmer, and can also be nested to produce complex model transformations.

Program 2.5: Eight schools in Edward2

```
def schools(N, sigma):
    mu = ed.Normal(loc=0., scale=5., name="mu")
    tau = ed.HalfCauchy(loc=0., scale=5., name="tau")
    theta = ed.Normal(loc=mu * tf.ones(N), scale=tau * tf.ones(N), name="theta")
    y = ed.Normal(loc=theta, scale=sigma, name="y")
    return y

with ed.interception(log_prob):
    schools(N=8, sigma=data["sigma"])
```

Program 2.5 shows the Eight schools model in Edward2. A model is simply a generative function, that creates some random variables. When run forward, it samples random variables using random number generation, meaning we can see Edward2 as a sampling-based PPL. However, when running the model in the context of a `log_prob` handler (last two lines in Program 2.5), probabilistic assignment statements are instead treated as adding a term to the model's log joint density (similarly to Stan). Thus, in this case, we can think of Edward2 as a density-based PPL.

Inference: Edward2 focuses on gradient-based inference methods, and has automatic support for various algorithms such as variational inference and HMC. However, the flexibility provided by adopting effect handlers in the language makes it possible for the user to perform transformations on their model, compose inference strategies, or derive their own. I describe one such way in which effect handlers can be utilised to improve inference in Chapter 6.

Strengths: Like other deep PPLs, Edward2’s inference is particularly well-suited for many dimensional problems and large amounts of data. Composing models in the language is straightforward, and effect handlers provide a flexible way to perform programmable inference. In addition, handlers can be used as a tool for lightweight composable program transformation, which allows for model reparameterisation, marginalisation and automatic generation of variational families for VI (Moore and Gorinova, 2018).

Constraints: Edward2 requires some verbose and repeated syntax (for example, when naming variables). While providing flexibility, effect handlers can be challenging for inexperienced users and the automated inference support that Edward2 provides is not always as straightforward as with some alternatives. Caution is required when working with certain models; for example, models with discrete parameters need to be transformed to allow for gradient-based inference. Edward2’s handlers are restricted to handlers where the program continuation is *implicit* (see Chapter 6 for details) and thus only a limited number of model transformations are possible.

2.3.5 Other PPLs

Classifying any complex subject into clean and well-defined categories is always hard, and this is also the case with the PPL classification suggested in this dissertation. There are languages that do not neatly fit in either of the categories we discussed.

One major group of such languages is symbolic PPLs, where the inference result is an exact symbolic expression. For example, Hakaru (Narayanan et al., 2016) and PSI (Gehr et al., 2016) transform probabilistic programs into symbolic representations, simplify those, and deliver an exact expression for the posterior, which may or may not be tractable. Dice (Holtzen et al., 2020) compiles programs with discrete random variables into boolean decision diagrams. SPPL (Saad et al., 2021) is applicable to both discrete and continuous distributions and compiles programs to sum-product expressions. The reason why these languages are difficult to categorise is that it is unclear whether we can consider the likelihood available or not. On the one hand, an expression for the likelihood might exist, and the language may be able to manipulate it to produce the final result. But on the other hand, the evaluation of the likelihood may not be tractable, which is often the case when deterministic observations or unbounded number of random variables is allowed.

Part I

Static optimisation for probabilistic programming

Introduction to Part I

Static analysis refers to the class of techniques that can analyse programs *without* executing them — all such analysis happens at *compile time*. Techniques include static type checking and type inference, data flow and information flow analysis, abstract interpretation, and symbolic execution. Static analysis can be extremely useful for automatically error checking code, as well as performing code optimisation.

This part focuses on static analysis for probabilistic programming. It starts with a short overview of the notation and methods used ([Chapter 3](#)). It then introduces the probabilistic programming language SlicStan — a more compositional version of Stan — and presents two novel techniques ([Chapters 4 and 5](#)) that automatically refine inference by transforming a SlicStan program at compile time while preserving its semantics.

FORMAL TREATMENT OF PROGRAMMING LANGUAGES

Background and intuition

This short chapter contains a description of formal treatment of programming languages and introduces the notation used in [Part I](#). It is predominantly meant as a simple reference for some standard notation in programming languages research.

3.1 Formal syntax of programming languages

Usually, programming languages are studied through an idealised calculus defined through a grammar of terminal and non-terminal symbols. As an example, let's consider a very simple arithmetic language defined by the following grammar, where c ranges over numbers and x ranges over strings:

Simple Arithmetic Language

$E ::=$	expression
c	constant
x	variable
$E_1 + E_2$	addition
$E_1 - E_2$	subtraction

A program in this language is an expression E , which can be a constant, a variable, a sum of two expressions, or the difference between two expressions. For example, $x + 2$ and $3.0 - 2.1 + z + w$ are valid programs, while $2 ++ 3$ and $2 -$ are not.

3.2 Rules of inference

Aspects of programming languages, such as semantics or type systems, are often formalised through *inductive definitions*. An inductive definition for some relation is the least relation (according to an underlying order), which is closed under some set of rules (for an example, refer to [Gordon \(1995\)](#)). One common way of making an inductive definition is through a set of *inference rules*: rules that consist of one or more *premises* P_n separated via a horizontal line from a *conclusion* Q :

$$\frac{P_1 \quad \dots \quad P_N}{Q}$$

The above rule states that if we know that P_1, \dots, P_N all hold then we can conclude Q . The rule is often read in the other direction, from the bottom to the top: we can conclude Q if we can separately conclude each P_n for $n = 1, \dots, N$.

For example, consider a simplified propositional logic, where a logic formula P consists of only conjunctions and disjunctions of other formulæ:

Simplified Propositional Logic:

$P ::=$	formula
T	true
F	false
$P_1 \wedge P_2$	conjunction
$P_1 \vee P_2$	disjunction

We can inductively define a relation $\vdash P$, read as “ P is provable”, through the following set of inference rules:

Rules of the Simplified Propositional Logic:

(TRUE)	(AND)	(OR1)	(OR2)
$\frac{}{\vdash \mathbf{T}}$	$\frac{\vdash P_1 \quad \vdash P_2}{\vdash P_1 \wedge P_2}$	$\frac{\vdash P_1}{\vdash P_1 \vee P_2}$	$\frac{\vdash P_2}{\vdash P_1 \vee P_2}$

The rule **(TRUE)** is an *axiom*: the formula **T** is provable without any premise.

On the other hand, **(AND)** states that if P_1 is provable and P_2 is provable, then we can conclude that $P_1 \wedge P_2$ is provable. Alternatively, as the term $\vdash P_1 \wedge P_2$ appears as a conclusion only in rule **(AND)**, we know that to show $P_1 \wedge P_2$ is provable we must show

that P_1 is provable and that P_2 is provable. This is in contrast to disjunction, where to show $\vdash P_1 \vee P_2$ we must either show that P_1 is provable (by applying (OR1)) or that P_2 is provable (by applying (OR2)).

We can use these rules to check if a formula is provable by deriving a proof tree. For example:

$$\frac{\frac{\frac{\overline{\vdash \mathbf{T}} \text{ (TRUE)}}{\vdash \mathbf{T} \vee \mathbf{F}} \text{ (OR1)}}{\vdash \mathbf{T} \wedge [(\mathbf{T} \wedge \mathbf{F}) \vee (\mathbf{T} \vee \mathbf{F})]} \text{ (OR2)}}{\vdash \mathbf{T} \wedge [(\mathbf{T} \wedge \mathbf{F}) \vee (\mathbf{T} \vee \mathbf{F})]} \text{ (AND)}$$

A proof tree of a formula that is not provable does not exist. For example, it is not possible to derive a proof tree of $\vdash \mathbf{F} \wedge \mathbf{T}$. If it was possible, it would be through the rule (AND), meaning we would need to derive a proof tree for $\vdash \mathbf{T}$ and $\vdash \mathbf{F}$. Since there is no rule that can show $\vdash \mathbf{F}$, it is also not possible to show a proof for $\vdash \mathbf{F} \wedge \mathbf{T}$.

Inference rules allow for a concise formal definition of a calculus and can be used to derive proofs of various properties. This is often either by *structural induction*, where we assume a property holds for the sub-terms building up an expression in the calculus, or by *rule induction*, which is induction on the height of the proof tree for a property. Structural induction and rule induction are used in various proofs throughout Chapters 4 and 5.

As an example of rule induction, let us prove a simple property of the simplified logic of this section: if a formula is provable then it must contain \mathbf{T} as a subterm.

To state this formally, we introduce a new relation $t(P)$, read “ P contains \mathbf{T} ”, defined as:

(T TRUE)	(T AND1)	(T AND2)	(T OR1)	(T OR2)
$\frac{}{t(\mathbf{T})}$	$\frac{t(P_1)}{t(P_1 \wedge P_2)}$	$\frac{t(P_2)}{t(P_1 \wedge P_2)}$	$\frac{t(P_1)}{t(P_1 \vee P_2)}$	$\frac{t(P_2)}{t(P_1 \vee P_2)}$

Proposition 1 (Provable formulæ contain the subterm \mathbf{T}).

For any formula P , $\vdash P$ implies $t(P)$.

Proof. We prove by rule induction on the derivation of $\vdash P$.

We start by the base case when the proof tree for $\vdash P$ is of height 1. In other words, the whole proof tree must be the axiom (TRUE):

- Case (TRUE). $P = \mathbf{T}$. Thus $t(P)$ by (T TRUE).

This concludes the induction’s base case. Next, we assume the induction hypothesis that

for any formula P' such that $\vdash P'$, and the height of the proof tree of $\vdash P'$ is smaller than or equal to n , we have $t(P')$. Consider a formula P with $\vdash P$ proof tree of height $n + 1$. Then, it must be the case that we derived $\vdash P$ using one or more proof tree of height $\leq n$ in combination with one of the following rules:

- Case **(AND)**. $P = P_1 \wedge P_2$, for some P_1 and P_2 . According to **(AND)**, it must be the case that $\vdash P_1$ and $\vdash P_2$. But the proof tree of each of those is of height at most n , thus, by the induction hypothesis, $t(P_1)$ and $t(P_2)$. By **(T AND1)** (or **(T AND2)**), it follows that $t(P)$.
- Case **(OR1)**. $P = P_1 \vee P_2$, for some P_1 and P_2 . According to **(OR1)**, it must be the case that $\vdash P_1$. But the proof tree for $\vdash P_1$ is of height at most n , thus, by the induction hypothesis, $t(P_1)$. By **(T OR1)** it follows that $t(P)$.
- Case **(OR2)**. $P = P_1 \vee P_2$, for some P_1 and P_2 . According to **(OR2)**, it must be the case that $\vdash P_2$. But the proof tree for $\vdash P_2$ is of height at most n , thus, by the induction hypothesis, $t(P_2)$. By **(T OR2)** it follows that $t(P)$.

This concludes the induction step and hence the proof. \square

3.3 Semantics of programming languages

The semantics of a programming language is a formal specification of its meaning. This can be done by formalising the execution of a program (*operational semantics*, Plotkin (1981); Nielson and Nielson (1992, Chapter 2)) or by attaching a mathematical meaning to the terms of the language (*denotational semantics*, Nielson and Nielson (1992, Chapter 5)). As an example, let's give the operational semantics of our arithmetic language.

Suppose σ is a mapping from variable names x_n to concrete values V_n : $\sigma = \{x_1 \mapsto V_1, \dots, x_N \mapsto V_N\}$. The semantics of the language is given by the relation $(\sigma, E) \Downarrow V$, which is such that an expression E , where variables are substituted with values according to σ , computes a value V . We can read $(\sigma, E) \Downarrow V$ as “In the context of σ expression E evaluates to V .” The operational semantics can be specified recursively for different terms of the calculus as follows:

Operational Semantics of the Arithmetic Language:

(EVAL CST)	(EVAL VAR)	(EVAL ADD)	(EVAL SUB)
$\frac{}{(\sigma, c) \Downarrow c}$	$\frac{x \in \text{dom}(\sigma)}{(\sigma, x) \Downarrow \sigma(x)}$	$\frac{(\sigma, E_1) \Downarrow V_1 \quad (\sigma, E_2) \Downarrow V_2}{(\sigma, E_1 + E_2) \Downarrow V_1 + V_2}$	$\frac{(\sigma, E_1) \Downarrow V_1 \quad (\sigma, E_2) \Downarrow V_2}{(\sigma, E_1 - E_2) \Downarrow V_1 - V_2}$

(**EVAL CST**) simply states that a constant c always evaluates to the same constant c , regardless of the store σ . On the other hand, as per (**EVAL VAR**) a variable x evaluates to the value of x given by σ , as long as x is in the domain of σ . (**EVAL ADD**) states that to evaluate $E_1 + E_2$ we must evaluate E_1 and E_2 separately and add the result. Here, the usage of $+$ in $V_1 + V_2$ is understood as standard addition between values and not a symbol of the calculus. Similarly, (**EVAL SUB**) requires evaluating the subexpressions E_1 and E_2 to evaluate $E_1 - E_2$.

3.4 Type checking and type inference

Type checking (Pierce, 2002; Nielson et al., 2004, Chapter 5) is a form of program analysis where we verify the correct usage of types, such as integer, boolean, array or functional types. Static type checking analyses the parse tree of a program without running it, to flag any type discrepancies. This is useful, as it allows us to detect possible mistakes in the code at compile time.

To type-check programs in some language, we need to formalise its *type system*, which includes rules for building types and typed expressions in the language. For example, let's define the type system of our arithmetic language as follows:

Types of the Arithmetic Language:

$$\tau ::= \mathbf{real} \mid \mathbf{int}$$

Typing Environment:

$$\Gamma ::= \{x_1 \mapsto \tau_1, \dots, x_n \mapsto \tau_n\}$$

Judgement of the Type System:

$$\Gamma \vdash E : \tau$$

expression E has type τ according to Γ

A type in the language is denoted by τ , which is either **real** — a floating point number — or **int** — an integer. The typing environment holds information about the types of variables in the form of a mapping from variable names to types. The typing judgement $\Gamma \vdash E : \tau$ is a relation on Γ , E and τ such that an expression E is of type τ if the types of variables in E are given by Γ . The typing rules specify what programs in the language are *well-typed*: what is needed for the relation $\Gamma \vdash E : \tau$ to hold.

Typing Rules of the Arithmetic Language:

(CST)	(VAR)	(ADD)	(SUB)
$\frac{\tau = \mathbf{ty}(c)}{\Gamma \vdash c : \tau}$	$\frac{\Gamma(x) = \tau}{\Gamma \vdash x : \tau}$	$\frac{\Gamma \vdash E_1 : \tau \quad \Gamma \vdash E_2 : \tau}{\Gamma \vdash E_1 + E_2 : \tau}$	$\frac{\Gamma \vdash E_1 : \tau \quad \Gamma \vdash E_2 : \tau}{\Gamma \vdash E_1 - E_2 : \tau}$

(CST) simply states that the program type of a constant c corresponds to its numerical type (we assume $\mathbf{ty}(c) = \mathbf{int}$ if $c \in \mathbb{Z}$ and $\mathbf{ty}(c) = \mathbf{real}$ if $c \in \mathbb{R}$ and $c \notin \mathbb{Z}$). (VAR) states that the type of a variable is determined by the typing environment Γ . (ADD) and (SUB) define well-typedness of expressions of the form $E_1 \pm E_2$: in order for $E_1 \pm E_2$ to be well-typed of type τ in Γ , it needs to be the case that both E_1 and E_2 are well-typed of type τ in Γ . This means that $1.0 + (x - 2.5)$ is well-typed in $\Gamma = \{x \mapsto \mathbf{real}\}$, but it is not well-typed in $\Gamma = \{x \mapsto \mathbf{int}\}$.

Some typed languages require all variable types to be explicitly specified as part of the program and perform type checking as a form of a correctness check. It is also possible to work with only partially specified types and *infer* any missing types through *type inference* (Pierce, 2002, Chapter 22). For example, by analysing the program $1.0 + (x - 2.5)$ according to the typing rules of our arithmetic language, we can deduce that x must be of type \mathbf{real} in order for the program to be well-typed.

3.5 Information flow analysis

One program analysis technique central to the contributions of Part I is *information flow analysis* (Volpano et al., 1996; Abadi et al., 1999). Information flow is the transfer of information between two variables in a computation. In the program $y = x + 1$ information flows from x to y .

Analysing the flow of information can be especially useful in detecting program vulnerabilities. Static analysis techniques concerning the flow of information are popular in the security community, where the goal is to prove that systems do not leak information. Secure information flow analysis, summarised by Sabelfeld and Myers (2003), and Smith (2007), concerns systems where variables have one of several security levels.

For example, suppose we have two security levels, **LOW** and **HIGH**. Variables of level **LOW** are *low security*; they hold *public data*. In contrast, variables of level **HIGH** are of *high security*; they hold *secret data*. In such system, we want to disallow the flow of secret information to a public variable, but allow other flows of information. That is, if L is

a variable of security level **LOW**, H is a variable of security level **HIGH**, and f is some function, we want to forbid statements such as $L = f(H)$, but allow:

- $L = f(L)$
- $H = f(H)$
- $H = f(L)$

But there are ways other than simple data flow, in which information can leak to a lower security level. For example through conditional statements. Suppose L and H from above are boolean variables. We want to disallow statements such as **if** (H) **then** $L = \mathbf{true}$, as this leaks information about the higher security level H to the lower security level L .

In the general case, we may be interested in having more than two information levels. Formally, those levels form a *lattice* — a partially ordered set $(L; <)$, where every two elements of L have a unique least upper bound and a unique greatest lower bound. Secure information flow analysis is used to ensure that information flows only upwards with respect to that lattice. In the case with **LOW** and **HIGH**, information flows only from **LOW** to **HIGH** and never in the other direction. This is also known as the *noninterference* property — changes to confidential inputs lead to no changes in public outputs of a system (Goguen and Meseguer, 1982).

One way to ensure noninterference is by formalising a type system such that each variable has a level type and noninterference holds for any well-typed program. This is also the approach used in this dissertation, as discussed in Chapters 4 and 5.

SLICSTAN

Optimising pre-and post-processing code for inference

This chapter describes SlicStan: a version of Stan that contains no *program blocks* and is more compositional. The main function of Stan’s program blocks is to explicitly separate the program into a *pre-processing* part (executed only once), *post-processing* part (executed after each sample is drawn), and the *core* of the model, which is executed to generate a single sample and requires the most computational resources. SlicStan demonstrates that such separation need not be done manually by the programmer, but can be automated using *information-flow analysis*. We proceed with the main contribution of the chapter, the paper *Probabilistic Programming with Densities in SlicStan: Efficient, Flexible, and Deterministic* (§ 4.1), clarifying the contributions with respect to previous work (§ 4.2), and discussing the impact of SlicStan (§ 4.3).

4.1 The paper

This section presents the work *Probabilistic Programming with Densities in SlicStan: Efficient, Flexible, and Deterministic*. The paper gives the first formal semantics of Stan and introduces SlicStan: a more compositional version of Stan. It describes a semantic-preserving procedure for translating SlicStan to Stan. By combining information-flow analysis and type inference, SlicStan performs automatic program optimisation, which frees users from the need to explicitly encode the parts of the program that correspond to pre-processing, post-processing and the computationally heavy core of the model.

The paper was accepted for presentation at the *46th ACM SIGPLAN Symposium on Principles of Programming Languages (POPL 2019)* and included in the *Proceedings of the ACM on Programming Languages, Volume 3, Issue POPL*. Out of 267 papers submitted in total, 77 papers were accepted.

Probabilistic Programming with Densities in SlicStan: Efficient, Flexible, and Deterministic

MARIA I. GORINOVA, University of Edinburgh, UK

ANDREW D. GORDON, Microsoft Research Cambridge, UK and University of Edinburgh, UK

CHARLES SUTTON, Google Brain, US and University of Edinburgh, UK

Stan is a probabilistic programming language that has been increasingly used for real-world scalable projects. However, to make practical inference possible, the language sacrifices some of its usability by adopting a block syntax, which lacks compositionality and flexible user-defined functions. Moreover, the semantics of the language has been mainly given in terms of intuition about implementation, and has not been formalised.

This paper provides a formal treatment of the Stan language, and introduces the probabilistic programming language SlicStan — a compositional, self-optimising version of Stan. Our main contributions are (1) the formalisation of a core subset of Stan through an operational density-based semantics; (2) the design and semantics of the Stan-like language SlicStan, which facilitates better code reuse and abstraction through its compositional syntax, more flexible functions, and information-flow type system; and (3) a formal, semantic-preserving procedure for translating SlicStan to Stan.

CCS Concepts: • **Theory of computation** → **Operational semantics; Program analysis; Probabilistic computation**; • **Mathematics of computing** → *Statistical software*; Markov-chain Monte Carlo methods;

Additional Key Words and Phrases: probabilistic programming, information flow analysis

ACM Reference Format:

Maria I. Gorinova, Andrew D. Gordon, and Charles Sutton. 2019. Probabilistic Programming with Densities in SlicStan: Efficient, Flexible, and Deterministic. *Proc. ACM Program. Lang.* 3, POPL, Article 35 (January 2019), 48 pages. <https://doi.org/10.1145/3290348>

1 INTRODUCTION

1.1 Background: Probabilistic Programming Languages and Stan

Probabilistic programming languages [Gordon et al. 2014b] are a concise notation for specifying probabilistic models, while abstracting the underlying inference algorithm. There are many such languages, including BUGS [Gilks et al. 1994], JAGS [Plummer et al. 2003], Anglican [Wood et al. 2014], Church [Goodman et al. 2012], Infer.NET [Minka et al. 2014], Venture [Mansinghka et al. 2014], Edward [Tran et al. 2016] and many others.

Stan [Carpenter et al. 2017], with nearly 300,000 downloads of its R interface [Stan Development Team 2018a], is perhaps the most widely used probabilistic programming language. Stan’s syntax is designed to enable automatic compilation to an efficient *Hamiltonian Monte Carlo* (HMC) inference algorithm [Neal et al. 2011], which allows programs to scale to real-world projects in statistics and data science. (For example, the forecasting tool Prophet [Taylor and Letham 2017] uses Stan.) This efficiency comes at a price: Stan’s syntax lacks the compositionality of other similar systems, such as Edward [Tran et al. 2016] and PyMC3 [Salvatier et al. 2016]. The design of Stan assumes that the programmer needs to organise their model into separate blocks, which correspond to different stages of the inference algorithm (preprocessing, sampling, postprocessing). This compartmentalised

Permission to make digital or hard copies of part or all of this work for personal or classroom use is granted without fee provided that copies are not made or distributed for profit or commercial advantage and that copies bear this notice and the full citation on the first page. Copyrights for third-party components of this work must be honored. For all other uses, contact the owner/author(s).

© 2019 Copyright held by the owner/author(s).

2475-1421/2019/1-ART35

<https://doi.org/10.1145/3290348>

syntax affects the usability of Stan: related statements may be separated in the source code, and functions are restricted to only acting within a single compartment. It is difficult to write complex Stan programs and encapsulate distributions and sub-model structures into re-usable libraries.

1.2 Goals and Key Insight

Our goals are (1) to examine the principles and assumptions behind the probabilistic programming language Stan that help it bridge the gap between probabilistic modelling and black-box inference; and (2) to design a suitable abstraction that captures the statistical meaning of Stan’s compartments, but allows for compositional and more flexible probabilistic programming language syntax.

Our key insight is that *the essence of a probabilistic program in Stan is in fact a deterministic imperative program*, that can be automatically sliced into the different compartments used in the current syntax for Stan. It may come as a surprise that a probabilistic program is deterministic, but when performing Bayesian inference by sampling parameters, the probabilistic program serves to compute a deterministic score at a specific point of the parameter space. An implication of this insight is that standard forms of procedural abstraction are easily adapted to Stan.

1.3 The Insight by Example

As demonstration, and as a candidate for a future re-design of Stan, we present SlicStan¹— a compositional, Stan-like language, which supports first-order functions.

Below, we show an example of a Stan program (right), and the same program written in SlicStan (left). In both cases, the goal is to obtain samples from the joint distribution of the variables $y \sim \mathcal{N}(0, 3)$ and $x \sim \mathcal{N}(0, \exp(y/2))$, using auxiliary standard normal variables for performance. Working with such auxiliary variables, instead of defining the model in terms of x and y directly, can facilitate inference and is a standard technique. We give more details in §§ 5.4 and Appendix D.

SlicStan	Stan
<pre> real my_normal(real m, real s) { real std ~ normal(0, 1); return s * std + m; } real y = my_normal(0, 3); real x = my_normal(0, exp(y/2)); </pre>	<pre> parameters { real y_std; real x_std; } transformed parameters { real y = 3 * y_std; real x = exp(y/2) * x_std; } model { y_std ~ normal(0, 1); x_std ~ normal(0, 1); } </pre>

In both programs, the aim is to obtain samples for the random variables x and y , which are defined by scaling and shifting standard normal variables.

In SlicStan we do so by calling the function `my_normal` twice, which defines a local parameter `std` and encapsulates the transformation of each variable. Stan, on the other hand, does not support functions that declare new parameters, because all parameters must be declared inside the `parameters` block. We need to write out each transformation explicitly, also explicitly declaring each auxiliary parameter (`x_std` and `y_std`).

¹SlicStan (pronounced *slick-Stan*) stands for “Slightly Less Intensely Constrained Stan”.

The SlicStan code is a conventional deterministic imperative program, where the model statement $\text{std} \sim \text{normal}(\theta, 1)$ is a derived form of an assignment to a reserved variable that holds the score at a particular point of the parameter space. Due to the absence of blocks, SlicStan’s syntax is compositional and more compact. Statements that would belong to different blocks of a Stan program can be interleaved, and no understanding about the performance implications of different compartments is required. Via an information-flow analysis, we automatically translate the program on the left to the one on the right.

1.4 Core Contributions and Outline

In short, this paper makes the following contributions:

- We formalise the syntax and semantics of a core subset of Stan (§ 2). To the best of our knowledge, this is the first formal treatment of Stan, despite the popularity of the language.
- We design SlicStan — a compositional Stan-like language with first-order functions. We formalise an information-flow type system that captures the essence of Stan’s compartmentalised syntax, give the formal semantics of SlicStan, and prove standard results for the calculus, including noninterference and type-preservation properties (§ 3).
- We give a formal procedure for translating SlicStan to Stan, and prove that it is semantics preserving (§ 4).
- We examine the usability of SlicStan compared to that of Stan, using examples (§ 5).

This paper also includes an appendix, which provides additional details, discussion and examples.

2 CORE STAN

Stan [Carpenter et al. 2017] is a probabilistic programming language, whose syntax is similar to that of BUGS [Gilks et al. 1994; Lunn et al. 2013], and aims to be close to the model specification conventions used in the statistics community. This section gives the syntax (§§ 2.1; §§ 2.3) and semantics (§§ 2.2; §§ 2.4) of Core Stan, a core subset of Stan. The subset omits, for example, constraint data types, **while** loops, random number generators, recursive functions, and local variables.

To the best of our knowledge, our work is the first to give a formal semantics to the core of Stan. A full descriptive language specification can be found in the official reference manual [Stan Development Team 2017].

2.1 Syntax of Core Stan Expressions and Statements

The building blocks of a Stan statement are expressions. In Core Stan, expressions cover most of what the Stan manual specifies, including variables, constants, arrays and array elements, and function calls (of builtin functions). We let x range over variables. L-values are expressions limited to array elements $x[E_1] \dots [E_n]$, where the case $n = 0$ corresponds to a variable x . Statements cover the core functionality of Stan, with the exception of **while** statements, which we omit to make *shredding* of SlicStan possible (see §§ 3.1 and §§ 4.1).

Core Stan Syntax of Expressions:

$E ::=$	expression
x	variable
c	constant
$[E_1, \dots, E_n]$	array
$E_1[E_2]$	array element
$f(E_1, \dots, E_n)$	function call ²
$L ::= x[E_1] \dots [E_n] \quad n \geq 0$	L-value

Core Stan Syntax of Statements:

$S ::=$	statement
$L = E$	assignment
$S_1; S_2$	sequence
for (x in $E_1 : E_2$) S	for loop
if (E) S_1 else S_2	if statement
skip	skip

We assume a set of builtin functions, ranged over by f . We also assume a set of standard builtin continuous or discrete distributions, ranged over by d . Each continuous distribution d has a corresponding builtin function d_lpdf , which defines its log probability density function. In this paper, we omit discrete random variables for simplicity.

Defined like this, the syntax of Stan statements is one of a standard imperative language. What makes the language *probabilistic* is the reserved variable **target**, which holds the logarithm³ of the probability density function defined by the program (up to an additive constant), evaluated at the point specified by the current values of the program variables.

For example, to define a Stan model with random variables, μ and x , where we assume the variables are normally distributed and $\mu \sim \mathcal{N}(0, 1)$ and $x \sim \mathcal{N}(\mu, 1)$, we write:

target = normal_lpdf(mu, 0, 1) + normal_lpdf(x, mu, 1);⁴

Here, normal_lpdf is the log density of the normal distribution: $\log \mathcal{N}(x | \mu, \sigma) = -\frac{(x-\mu)^2}{2\sigma^2} - \frac{1}{2} \log 2\pi\sigma^2$. The value of **target** is equal to the logarithm of the joint density over μ and x , $\log p(\mu, x)$, evaluated at the current values of the program variables mu and x. Suppose x is some known *data*, and μ is an unknown *parameter* of the model. We are interested in computing the *posterior distribution* of μ given x , $p(\mu | x) \propto p(\mu, x) = \mathcal{N}(x | \mu, 1)\mathcal{N}(\mu | 0, 1)$. Stan directly encodes a function that calculates the value of the log posterior density (up to an additive constant), and stores it in **target**. Thus, in addition to Stan’s core statement syntax, we have a derived form for modelling statements:

Derived Form for Model Statements:

$E \sim d(E_1, \dots, E_n) \triangleq \mathbf{target} = \mathbf{target} + d_lpdf(E, E_1, \dots, E_n)$	model statement
--	-----------------

In Stan, “ \sim ” is *not* considered to mean “draw a sample from”, but rather “modify the joint distribution over parameters and data.” This is also reflected by the semantics given in §§ 2.4.

2.2 Operational Semantics of Stan Statements

Next, we define a standard big-step operational semantics for Stan expressions and statements:

Big-step Relation

$(s, E) \Downarrow V$	expression evaluation
$(s, S) \Downarrow s'$	statement evaluation

Here, s and s' are states, and values V are the expressions conforming to the following grammar:

Values and States:

$V ::=$	value
c	constant
$[V_1, \dots, V_n]$	array
$s ::= x_1 \rightarrow V_1, \dots, x_n \rightarrow V_n \quad x_i \text{ distinct}$	state (finite map from variables to values)

The relation \Downarrow is deterministic but partial, as we do not explicitly handle error states. The purpose of the operational semantics is to define a density function in §§ 2.4, and any errors lead to the density being undefined.

In the rest of the paper, we use the notation for states $s = x_1 \rightarrow V_1, \dots, x_n \rightarrow V_n$:

²If f is a binary operator, e.g. “+”, we write it in infix.

³Stan evaluates the unnormalised density in the log domain to ensure numerical stability and to simplify internal computations. We follow this style throughout the paper, and define the semantics in terms of $\log p^*$, instead of p^* .

⁴We treat **target** as a mutable program variable for simplicity. This slightly differs from the actual implementation of Stan, where **target** does not allow for general lookup and update, but it is a special bit of state that can only be incremented.

- $s[x \rightarrow V]$ is the state s , but where the value of x is updated to V if $x \in \text{dom}(s)$, or the element $x \rightarrow V$ is added to s if $x \notin \text{dom}(s)$.
- $s[-x]$ is the state s , but where x is removed from the domain of s (if it were present).

We also define lookup and update operations on values:

- If U is an n -dimensional array value for $n \geq 0$ and c_1, \dots, c_n are suitable indexes into U , then the *lookup* $U[c_1] \dots [c_n]$ is the value in U indexed by c_1, \dots, c_n .
- If U is an n -dimensional array value for $n \geq 0$ and c_1, \dots, c_n are suitable indexes into U , then the *update* $U[c_1] \dots [c_n] := V$ is the array that is the same as U except that the value indexed by c_1, \dots, c_n is V .

Operational Semantics of Expressions:

$\frac{}{(s, c) \Downarrow c}$	$\frac{V = s(x) \quad x \in \text{dom}(s)}{(s, x) \Downarrow V}$	$\frac{(s, E_i) \Downarrow V_i \quad \forall i \in 1..n}{(s, [E_1, \dots, E_n]) \Downarrow [V_1, \dots, V_n]}$
$\frac{(s, E_1 \Downarrow V) \quad (s, E_2 \Downarrow c)}{(s, E_1[E_2]) \Downarrow V[c]}$	$\frac{(s, E_i) \Downarrow V_i \quad \forall i \in 1..n \quad V = f(V_1, \dots, V_n)^5}{(s, f(E_1, \dots, E_n)) \Downarrow V}$	

Operational Semantics of Statements:

$\frac{(s, E_i) \Downarrow V_i \quad \forall i \in 1..n \quad (s, E) \Downarrow V \quad U = s(x) \quad U' = (U[V_1] \dots [V_n] := V)}{(s, L = E) \Downarrow (s[x \rightarrow U'])}$		
$\frac{(s, S_1) \Downarrow s' \quad (s', S_2) \Downarrow s''}{(s, S_1; S_2) \Downarrow s''}$	$\frac{(s, E) \Downarrow \mathbf{true} \quad (s, S_1) \Downarrow s'}{(s, \mathbf{if}(E) S_1 \mathbf{else} S_2) \Downarrow s'}$	$\frac{(s, E) \Downarrow \mathbf{false} \quad (s, S_2) \Downarrow s'}{(s, \mathbf{if}(E) S_1 \mathbf{else} S_2) \Downarrow s'}$
$\frac{(s, E_1) \Downarrow c_1 \quad (s, E_2) \Downarrow c_2 \quad c_1 \leq c_2 \quad (s[x \rightarrow c_1], S) \Downarrow s' \quad (s'[-x], \mathbf{for}(x \mathbf{in} (c_1 + 1) : c_2) S) \Downarrow s''}{(s, \mathbf{for}(x \mathbf{in} E_1 : E_2) S) \Downarrow s''}$		
$\frac{(s, E_1) \Downarrow c_1 \quad (s, E_2) \Downarrow c_2 \quad c_1 > c_2}{(s, \mathbf{for}(x \mathbf{in} E_1 : E_2) S) \Downarrow s}$		$\frac{}{(s, \mathbf{skip}) \Downarrow s}$

2.3 Syntax of Stan

A full Stan program consists of six program blocks, each of which is optional. Blocks appear in order. Each block has a different purpose and can reference variables declared in itself or previous blocks. Formally, we define a Stan program as a sequence of six blocks, each containing variable declarations or Stan statements, as shown next. We also present an example Stan program that contains all six blocks in §5.2.

⁵ $f(V_1, \dots, V_n)$ means applying the builtin function f on the values V_1, \dots, V_n .

⁶To make shredding to Stan possible, Core Stan only supports **for**-loops where the loop bounds do not change during execution: E_2 does not contain any variables that S writes to. This differs from the more flexible loops implemented in Stan.

Stan program:

$P ::=$	Stan Program
data $\{ \Gamma_d \}$	
transformed data $\{ \Gamma_{td}, S_{td} \}$	
parameters $\{ \Gamma_p \}$	
transformed parameters $\{ \Gamma_{tp}, S_{tp} \}$	
model $\{ S_m \}$	
generated quantities $\{ \Gamma_{gq}, S_{gq} \}$	

Arrays in Stan are sized, but we do not include any static checks on array sizes in this paper.

Stan Types and Type Environment:

$\Gamma ::= x_1 : \tau_1, \dots, x_n : \tau_n \quad \forall i \in 1 \dots n \quad x_i \text{ distinct}$	declarations
$\tau ::= \mathbf{real} \mid \mathbf{int} \mid \mathbf{bool} \mid \tau[n]$	type
n	size

The size of an array, n , can be a number or a variable. For simplicity, we treat n as decorative and do not include checks on the sizes in the type system of Stan. However, the system can be extended to a lightweight dependent type system, similarly to Tabular as extended by [Szymczak \[2018\]](#).

Each program block in Stan has a different purpose as follows:

- **data**: declarations of the input data.
- **transformed data**: definition of known constants and *preprocessing* of the data.
- **parameters**: declarations of the parameters of the model.
- **transformed parameters**: declarations and statements defining transformations of the data and parameters.
- **model**: statements defining the distributions of random variables in the model.
- **generated quantities**: declarations and statements that do not affect inference, used for *postprocessing*, or predictions for unseen data.

We define a conformance relation on states s and typing environments Γ . A state s conforms to an environment Γ , whenever s provides values of the correct types for the variables given in Γ :

Conformance Relation:

$s \models \Gamma$ state s conforms to environment Γ

Rule for the Conformance Relation:

(STAN STATE)

$$\frac{V_i \models \tau_i \quad \forall i \in I}{(x_i \rightarrow V_i)^{i \in I} \models (x_i : \tau_i)^{i \in I}}$$

Here, $V \models \tau$ denotes that the value V is of type τ , and has the following definition:

- $c \models \mathbf{int}$, if $c \in \mathbb{Z}$, $c \models \mathbf{real}$, if $c \in \mathbb{R}$, and $c \models \mathbf{bool}$ if $c \in \{\mathbf{true}, \mathbf{false}\}$.
- $[V_1, \dots, V_n] \models \tau[m]$, if $\forall i \in 1 \dots n. V_i \models \tau$.

We do not include any checks on array sizes in this paper, thus we do not assume n and m are the same in this definition. The evaluation relation is not defined on initial states that lead to array out-of-bounds errors.

2.4 Density-Based Semantics of Stan

Finally, we give the semantics of Stan in terms of the big-step relation from [§§ 2.2](#). As the [Stan Development Team \[2017\]](#) explain:

A Stan program defines a statistical model through a conditional probability function $p(\theta \mid y, x)$, where θ is a sequence of modeled unknown values (e.g., model parameters, latent variables, . . .), y is a sequence of modeled known values, and x is a sequence of unmodeled predictors and constants (e.g., sizes, hyperparameters). (p. 22)

More specifically, a Stan program is executed to evaluate a function on the data and parameters $\log p^*(\theta \mid \mathcal{D})$, for some given (and fixed) values of \mathcal{D} and θ . This function encodes the log joint density of the data and parameters $\log p(\theta, \mathcal{D})$ up to an additive constant, and also equals the log density of the posterior $\log p(\theta \mid \mathcal{D})$ up to an additive constant:

$$\log p(\theta \mid \mathcal{D}) = \log p(\theta, \mathcal{D}) - \log p(\mathcal{D}) \propto \log p(\theta, \mathcal{D}) \propto \log p^*(\theta \mid \mathcal{D})$$

The return value of $\log p^*(\theta \mid \mathcal{D})$ is stored in the reserved variable **target**. We give the semantics of Core Stan through this *unnormalised log posterior density function*.

Consider a Core Stan program P defined as previously, and the statement $S = S_{td}; S_{tp}; S_m; S_{gq}$. The semantics of P is the unnormalised log posterior density function $\log p^*$ on parameters θ given data \mathcal{D} (where $\theta \models \Gamma_p$ and $\mathcal{D} \models \Gamma_d$):

$$\log p^*(\theta \mid \mathcal{D}) \triangleq s'[\mathbf{target}] \text{ if there is } s' \text{ such that } ((\mathcal{D}, \theta, \mathbf{target} \rightarrow 0), S) \Downarrow s'$$

If there is no such s' then the log density is undefined. Observe also that if such an s' exists, it is unique, because the operational semantics is deterministic.

For example, suppose that P specifies a simple model for the data array y :

```
data { int N; real[N] y; }
parameters { real mu; real sigma; }
model {
  mu ~ normal(0, 1);
  sigma ~ normal(0, 1);
  for(i in 1:N){ y[i] ~ normal(mu, sigma); }
}
```

Suppose also that $\theta = (\text{mu} \rightarrow \mu, \text{sigma} \rightarrow \sigma)$ and $\mathcal{D} = (N \rightarrow n, y \rightarrow \mathbf{y})$, for some μ, σ, n , and a vector \mathbf{y} of length n . The statement $S = S_{td}; S_{tp}; S_m; S_{gq}$ is then the body of the **model** block as specified above. Then $((\mathcal{D}, \theta, \mathbf{target} \rightarrow 0), S) \Downarrow s'$, with $s'[\mathbf{target}] = \log \mathcal{N}(\mu \mid 0, 1) + \log \mathcal{N}(\sigma \mid 0, 1) + \sum_{i=1}^n \log \mathcal{N}(y_i \mid \mu, \sigma)$. This is precisely the log joint density on mu, sigma and y, which is proportionate to the posterior of mu and sigma given y.

The function $\log p^*(\theta \mid \mathcal{D})$ is *not* a (log) density, but rather it encodes the logarithm of the density of the posterior up to an additive constant. Such unnormalised log density uniquely defines the log density $\log p(\theta \mid \mathcal{D})$:

$$\log p(\theta \mid \mathcal{D}) = \log p^*(\theta \mid \mathcal{D}) - \log Z(\mathcal{D}) \text{ where } Z(\mathcal{D}) = \int p^*(\theta \mid \mathcal{D}) d\theta$$

The value $Z(\mathcal{D})$ is called the *normalising constant* (it is a constant with respect to the variables θ that the density is defined on). Computing $Z(\mathcal{D})$ is in most cases intractable. Thus, many inference algorithms (including those of Stan) are designed to successfully approximate the posterior, relying only on being able to evaluate a function proportional to it: an *unnormalised density function*, such as $\log p^*(\theta \mid \mathcal{D})$ above.

The goal of this paper is to formalise the statistical meaning of a Stan program, as given by the quotation from the reference manual above. This semantics concentrates on defining the unnormalised log posterior of parameters given data, but omits the fact that the values of transformed parameters and generated quantities blocks are also part of the observable state. Transformed

parameters and generated quantities can be seen as variables that are generated using the function $g(\theta, \mathcal{D}) \triangleq s'[\text{dom}(\Gamma_{tp} \cup \Gamma_{gq})]$ for s' defined as previously. Appendix B.1 discusses generated quantities in more detail, and we leave their full treatment for future work. Moreover, Appendix B.2 discusses how this density-based semantics relates to other imperative probabilistic languages semantics, such as the sampling-based semantics of PROB [Hur et al. 2015].

2.5 Inference

Executing a Stan program consists of generating samples from the *posterior distribution* $p(\theta \mid \mathcal{D})$, as a way of performing *Bayesian inference*. The primary algorithm that Stan uses is the asymptotically exact algorithm Hamiltonian Monte Carlo (HMC) [Neal et al. 2011], and more specifically, an enhanced version of the No-U-Turn Sampler (NUTS) [Betancourt 2017; Hoffman and Gelman 2014], which is an adaptive path lengths extension to HMC.

HMC is a Markov Chain Monte Carlo (MCMC) method (see Murray [2007] for a review on MCMC). Similarly to other MCMC methods, it obtains samples $\{\theta_i\}_{i=1}^{\infty}$ from the target distribution, by using the latest sample θ_n and a carefully designed transition function δ to generate a new sample $\theta_{n+1} = \delta(\theta_n)$. When sampling from the posterior $p(\theta \mid \mathcal{D})$, HMC evaluates the unnormalised density $p^*(\theta \mid \mathcal{D})$ at several points in the parameter space at each step n . To improve performance, HMC also uses the gradient of $\log p^*(\theta \mid \mathcal{D})$ with respect to θ .

3 SLICSTAN

This section outlines the second key contribution of this work – the design and semantics of SlicStan. SlicStan is a probabilistic programming language, which aims to provide a more compositional alternative to Stan, while retaining Stan’s efficiency and statement syntax natural to the statistics community. Thus, we design the language so that:

- (1) SlicStan statements are a superset of the Core Stan statements given in § 2,
- (2) SlicStan programs contain no program blocks, and allow the interleaving of statements that would belong to different program blocks if the program was written in Stan, and
- (3) SlicStan supports first-order non-recursive functions.

This results in a flexible syntax, that allows for better encapsulation and code reuse, similarly to Edward [Tran et al. 2016] and PyMC3 [Salvatier et al. 2016].

The key idea behind SlicStan is to use *information flow analysis* to optimise and transform the program to Stan code. Secure information flow analysis has a long history, summarised by Sabelfeld and Myers [2003], and Smith [2007]. It concerns systems where variables have one of several *security levels*, and the aim is to disallow the flow of high-level information to a low-level variable, but allow other flows of information. For example, consider two security levels, **PUBLIC** and **SECRET**. We want to forbid **PUBLIC** information to depend on **SECRET** information. Formally, the levels form a *lattice* ($\{\mathbf{PUBLIC}, \mathbf{SECRET}\}, <$) with $\mathbf{PUBLIC} < \mathbf{SECRET}$. Secure information flow analysis is used to ensure that information flows only upwards in the lattice. This is formalized as the *noninterference property* [Goguen and Meseguer 1982]: confidential data may not interfere with public data.

Looking back to the description of Stan’s program blocks in §§ 2.3, as well as the Stan Manual, we identify three information levels in Stan: **DATA**, **MODEL**, and **GENQUANT**. We assign one of these levels to each program block, as summarised by Table 1. ‘Chain’, ‘sample’ and ‘leapfrog’ refer to stages of the Hamiltonian Monte Carlo sampling algorithm. Usually, Stan runs several chains to perform inference, where there are many samples per chain, and many leapfrogs per sample.

Even though our insight about the three information levels comes from Stan, they are not tied to Stan’s peculiarities. Variables at level **DATA** are the known quantities in the statistical inference problem, that is, the data. Computations at this level can be seen as a form of *preprocessing*.

Table 1. Program blocks in Stan. Adapted from [Betancourt \[2014\]](#).

Block	Execution	Level
data	—	DATA
transformed data	per chain	DATA
parameters	—	MODEL
transformed parameters	per leapfrog	MODEL
model	per leapfrog	MODEL
generated quantities	per sample	GENQUANT

Variables at level `MODEL` are unknown — they are the quantities we wish to infer. Changing the `MODEL` variables or the dependencies between them changes the statistical model we are working with, which can have a huge effect on the quality of inference. Finally, generated quantities are variables that `DATA` and `MODEL` variables do not depend on, and computing them can be seen as a form of *postprocessing*. All three are fundamental concepts of statistical inference and are not specific to Stan.

The rest of this section defines the SlicStan language. The syntax of SlicStan statements (§§ 3.1) extends that of the Core Stan statements from § 2, and its type system (§§ 3.2) assumes level types `DATA`, `MODEL` and `GENQUANT` on variables. The typing rules are then implemented so that in well-typed SlicStan programs, information flows from level `DATA`, through `MODEL` to `GENQUANT`. Every Core Stan program can be turned into an equivalent SlicStan program by concatenating the statements and declarations in its compartments.

Next, we give the semantics of a SlicStan program, much as we did for Core Stan, as an unnormalised log density function on parameters and data (§§ 3.4), and show some examples (§§ 3.5). To do so, we *elaborate* SlicStan’s statements to Core Stan statements by statically unrolling user-defined function calls and bringing all variable declarations to the top level (§§ 3.3). The main purpose of elaboration is to identify all parameters statically so as to give the semantics as a function on the parameters. Elaboration also serves as a first step in translating SlicStan to Stan (§ 4).

3.1 Syntax

A SlicStan program is a sequence of function definitions F_i , followed by top-level statement S .

Syntax of a SlicStan Program

$F_1, \dots, F_n, S \quad n \geq 0$	SlicStan program
-------------------------------------	------------------

SlicStan’s user-defined functions are not recursive (a call to F_i can only occur in the body of F_j if $i < j$). Functions are specified by a return type T , arguments with their types $a_i : T_i$, and a body S . There is a reserved variable `ret_g` associated with each function, to hold the return value.

Syntax of Function Definitions

$F ::= T \ g(T_1 \ a_1, \dots, T_n \ a_n) \ S$	function definition (signature $g : T_1, \dots, T_n \rightarrow T$)
--	--

SlicStan’s expressions and statements extend those of Stan, by user-defined function calls $g(E_1, \dots, E_n)$ and variable declarations $T \ x; \ S$ (in italic).

In both declarations $T \ x; \ S$ and loops **for**(x **in** $E_1 : E_2$) S , the variable x is locally bound with scope S . We identify statements up to consistent renaming of bound variables. Note that occurrences of variables in L-values are free.

SlicStan Syntax of Expressions:

$E ::=$	expression
x	variable
c	constant
$[E_1, \dots, E_n]$	array
$E_1[E_2]$	array element
$f(E_1, \dots, E_n)$	builtin function call
$g(E_1, \dots, E_n)$	<i>user-defined fun. call</i>
$L ::=$	L-value
x	variable
$x[E_1] \dots [E_n]$	array element

SlicStan Syntax of Statements:

$S ::=$	statement
$L = E$	assignment
$S_1; S_2$	sequence
for (x in $E_1 : E_2$) S	for loop
if (E) S_1 else S_2	if statement
skip	skip
$T x; S$	<i>declaration</i>

We constrain the language to only support **for** loops, disallowing the value of the loop guard to depend on the body of the loop. As described in later subsections, in order to give the semantics of a SlicStan program, as well as to translate it to Stan, we need to *elaborate* the statements to Core Stan statements (§§ 3.3), statically unrolling user-defined functions and extracting variable declarations to the top-level. Extending the language to support **while** loops (or recursive functions) means risk of non-terminating elaboration step, and a potentially inefficient resulting Stan program. This design choice is a small restriction on the usability and range of expressible models compared to Stan: models in Stan can only have a fixed number of parameters. As a result, an overwhelming number of examples in the Stan official repository use **for** loops only.

We define derived forms for data declarations, modelling statements, and return statements. Any user-defined function D_lpdf can be used as the log density function of a user-defined distribution D on the first argument of D_lpdf . For the sake of simplicity, we assume the body of a user-defined function g contains *at most one* return statement, at the end, and we treat it as an assignment to the return variable ret_g .

Derived Forms

data $\tau x; S \triangleq (\tau, \text{DATA}) x; S$	data declaration
$E \sim d(E_1, \dots, E_n) \triangleq \text{target} = \text{target} + d_lpdf(E, E_1, \dots, E_n)$	model, builtin distribution
$E \sim D(E_1, \dots, E_n) \triangleq \text{target} = \text{target} + D_lpdf(E, E_1, \dots, E_n)$	model, user-defined distribution
return $E \triangleq ret_g = E$	return

3.2 Typing of SlicStan

Next, we present SlicStan's type system. We define a lattice ($\{\text{DATA}, \text{MODEL}, \text{GENQUANT}\}, <$) of level types, where $\text{DATA} < \text{MODEL} < \text{GENQUANT}$. Types T in SlicStan range over pairs (τ, ℓ) of a base type τ , and a level type ℓ — one of DATA , MODEL , or GENQUANT . Arrays are sized, with $n \geq 0$. Each builtin function f has a family of signatures $f : (\tau_1, \ell), \dots, (\tau_n, \ell) \rightarrow (\tau, \ell)$, one for each level ℓ .

Types, and Typing Environment:

$\ell ::=$	level type
DATA	data, transformed data
MODEL	parameters, transformed parameters
GENQUANT	generated quantities
n	size
$\tau ::= \text{real} \mid \text{int} \mid \text{bool} \mid \tau[n]$	base type
$T ::= (\tau, \ell)$	type: base type and level
$\Gamma ::= x_1 : T_1, \dots, x_n : T_n \quad x_i \text{ distinct}$	typing environment

(While builtin functions of our formal system are level polymorphic, user-defined functions are monomorphic. This design choice was made to keep the system simple, and we see no challenges to polymorphism that are unique to SlicStan.)

We assume the type of the reserved **target** variable to be (**real**, **MODEL**): this variable can only be accessed within the **model** block in Stan, thus its level is **MODEL**. Each function g is associated with a single return variable `ret_g` matching the return type of the function.

Reserved variables

target : (real , MODEL)	log joint probability density function
<code>ret_g</code> : T	return value of a function $T g(T_1 a_1, \dots, T_n a_n) S$

We present the full set of declarative typing rules, inspired by those of the secure information flow calculus defined by Volpano et al. [1996], and more precisely, its summary by Abadi et al. [1999]. The information flow constraints are enforced by the subsumption rules (**ESUB**) and (**SSUB**), which together allow information to only flow upwards the **DATA** < **MODEL** < **GENQUANT** lattice.

Intuitively, we need to associate each expression E with a level type to prevent lower-level variables to *directly* depend on higher-level variables, such as in the case $d = m + 1$, for d of level **DATA** and m of level **MODEL**. We also need to associate each statement S with a level type to prevent lower-level variables to *indirectly* depend on higher-level variables, such as in the case **if**($m > 0$) $d = 2$.

Judgments of the Type System:

$\Gamma \vdash E : (\tau, \ell)$	expression E has type (τ, ℓ) and reads only level ℓ and below
$\Gamma \vdash S : \ell$	statement S assigns only to level ℓ and above
$\vdash F$	function definition F is well-typed

The function **ty**(c) maps constants to their types (for example **ty**(5.5) = **real**).

Typing Rules for Expressions:

(ESUB) $\frac{\Gamma \vdash E : (\tau, \ell) \quad \ell \leq \ell'}{\Gamma \vdash E : (\tau, \ell')}$	(VAR) $\frac{}{\Gamma, x : T \vdash x : T}$	(CONST) $\frac{\mathbf{ty}(c) = \tau}{\Gamma \vdash c : (\tau, \mathbf{DATA})}$	(ARR) $\frac{\Gamma \vdash E_i : (\tau, \ell) \quad \forall i \in 1..n}{\Gamma \vdash [E_1, \dots, E_n] : (\tau[n], \ell)}$
(ARREL) $\frac{\Gamma \vdash E_1 : (\tau[n], \ell) \quad \Gamma \vdash E_2 : (\mathbf{int}, \ell)}{\Gamma \vdash E_1[E_2] : (\tau, \ell)}$	(PRIMCALL)($f : T_1, \dots, T_n \rightarrow T$) $\frac{\Gamma \vdash E_i : T_i \quad \forall i \in 1..n}{\Gamma \vdash f(E_1, \dots, E_n) : T}$	(FCALL)($g : T_1, \dots, T_n \rightarrow T$) $\frac{\Gamma \vdash E_i : T_i \quad \forall i \in 1..n}{\Gamma \vdash g(E_1, \dots, E_n) : T}$	

Here and throughout, we make use of several functions on the language building blocks:

- $W(S)$ (Definition A.1) is the set of variables that are assigned to in S : $W(x = 2 * y) = \{x\}$.
- $R(S)$ (Definition A.2) is the set of variables read by S : $R(x = 2 * y) = \{y\}$.
- $\Gamma(L)$ (Definition A.3) is the type of the L-value L in the context Γ :
 $\Gamma(x[0]) = (\mathbf{real}, \mathbf{DATA})$ for $x : (\mathbf{real}[], \mathbf{DATA}) \in \Gamma$.

The rule (**DECL**) for a variable declaration $(\tau, \ell) x; S$ has a side-condition ($x \notin \text{dom}(\Gamma)$), where Γ is the local typing environment, that enforces that the variable x is globally unique, that is, there is no other declaration of x in the program. The condition $x \notin W(S)$ in (**FOR**) enforces that the loop index x is immutable inside the body of the loop. In (**SEQ**), we make sure that the sequence $S_1; S_2$ is *shreddable*, through the predicate $S(S_1, S_2)$ (Definition 4.7). This imposes a restriction on the range

of well-typed programs, which is needed both to allow translation to Stan (see § 4.1), and to allow interpreting of the program in terms of preprocessing, inference and postprocessing.

Using the rules for expressions and statements, we can also obtain rules for the derived statements.

Typing Rules for Statements:

$\frac{(\text{SSUB}) \quad \Gamma \vdash S : \ell' \quad \ell \leq \ell'}{\Gamma \vdash S : \ell}$	$\frac{(\text{ASSIGN}) \quad \Gamma(L) = (\tau, \ell) \quad \Gamma \vdash E : (\tau, \ell)}{\Gamma \vdash (L = E) : \ell}$	$\frac{(\text{DECL}) \quad \Gamma, x : (\tau, \ell) \vdash S : \ell' \quad x \notin \text{dom}(\Gamma)}{\Gamma \vdash (\tau, \ell) x; S : \ell'}$
$\frac{(\text{IF}) \quad \Gamma \vdash E : (\mathbf{bool}, \ell) \quad \Gamma \vdash S_1 : \ell \quad \Gamma \vdash S_2 : \ell}{\Gamma \vdash \mathbf{if}(E) S_1 \mathbf{else} S_2 : \ell}$	$\frac{(\text{SEQ}) \quad \Gamma \vdash S_1 : \ell \quad \Gamma \vdash S_2 : \ell \quad \mathcal{S}(S_1, S_2)}{\Gamma \vdash (S_1; S_2) : \ell}$	$\frac{(\text{SKIP})}{\Gamma \vdash \mathbf{skip} : \ell}$
$\frac{(\text{FOR}) \quad \Gamma \vdash E_1 : (\mathbf{int}, \ell) \quad \Gamma \vdash E_2 : (\mathbf{int}, \ell) \quad \Gamma, x : (\mathbf{int}, \ell) \vdash S : \ell \quad x \notin \text{dom}(\Gamma) \quad x \notin W(S)}{\Gamma \vdash \mathbf{for}(x \mathbf{in} E_1 : E_2) S : \ell}$		

Derived Typing Rules

$\frac{(\text{DATADECL}) \quad \Gamma, x : (\tau, \mathbf{DATA}) \vdash S : \ell \quad x \notin \text{dom}(\Gamma)}{\Gamma \vdash \mathbf{data} \tau x; S : \ell}$	$\frac{(\text{PRIMMODEL})(d_lpdf : T, T_1, \dots, T_n \rightarrow (\mathbf{real}, \mathbf{MODEL})) \quad \Gamma \vdash E : T \quad \Gamma \vdash E_i : T_i \quad \forall i \in 1..n}{\Gamma \vdash E \sim d(E_1, \dots, E_n) : \mathbf{MODEL}}$
$\frac{(\text{RETURN}) \quad \Gamma \vdash \mathbf{ret_g} : (\tau, \ell) \quad \Gamma \vdash E : (\tau, \ell)}{\Gamma \vdash \mathbf{return} E : \ell}$	$\frac{(\text{FMODEL})(D : T, T_1, \dots, T_n \rightarrow (\mathbf{real}, \mathbf{MODEL})) \quad \Gamma \vdash E : T \quad \Gamma \vdash E_i : T_i \quad \forall i \in 1..n}{\Gamma \vdash E \sim D_dist(E_1, \dots, E_n) : \mathbf{MODEL}}$

Finally, we complete the three judgments of the type system with the rule (FDEF) for checking the well-formedness of a function definition. The condition $\ell_i \leq \ell$ ensures that the level of the result of a function call is no smaller than the level of its arguments.

Typing Rule for Function Definitions:

$\frac{(\text{FDEF}) \quad a_1 : T_1, \dots, a_n : T_n, \mathbf{ret_g} : (\tau, \ell) \vdash S : \ell \quad T_i = (\tau_i, \ell_i) \quad \ell_i \leq \ell \quad \forall i \in 1..n}{\vdash (\tau, \ell) g(T_1 a_1, \dots, T_n a_n) S}$

In our formal development, we implicitly assume a fixed program with well-typed functions $\vdash F_1, \dots, \vdash F_n$. More precisely, we assume a given well-formed program defined as follows.

Well-Formed SlicStan Program:

<p>A program F_1, \dots, F_n, S is <i>well-formed</i> iff $\vdash F_1, \dots, \vdash F_n$, and $\emptyset \vdash S : \mathbf{DATA}$.</p>

SlicStan statements are, by design, a superset of Core Stan statements. Thus, we can treat any Core Stan statement as a SlicStan statement with big-step operational semantics defined as in § 2. By extending the conformance relation $s \models \Gamma$ to correspond to a SlicStan typing environment, we can prove type preservation of the operational semantics, with respect to SlicStan's type system.

Rule of the Conformance Relation:

$\frac{(\text{STATE}) \quad V_i \models \tau_i \quad \forall i \in I}{(x_i \rightarrow V_i)^{i \in I} \models (x_i : (\tau_i, \ell_i))^{i \in I}}$
--

THEOREM 3.1 (TYPE PRESERVATION FOR \Downarrow).

For a Core Stan statement S and a Core Stan expression E :

- (1) If $s \models \Gamma$ and $\Gamma \vdash E : (\tau, \ell)$ and $(s, E) \Downarrow V$ then $V \models \tau$.
- (2) If $s \models \Gamma$ and $\Gamma \vdash S : \ell$ and $(s, S) \Downarrow s'$ then $s' \models \Gamma$.

PROOF. By inductions on the size of the derivations of the judgments $(s, E) \Downarrow V$ and $(s, S) \Downarrow s'$. \square

Finally, we state a termination-insensitive noninterference result. Intuitively, the result means that (observed) data cannot depend on the model parameters, and that generated quantities do not affect the log density distribution defined by the model.

Definition 3.2 (ℓ -equal states). Given a typing environment Γ , states $s_1 \models \Gamma$ and $s_2 \models \Gamma$ are ℓ -equal for some level ℓ (written $s_1 \approx_\ell s_2$), if they differ only for variables of a level strictly higher than ℓ :

$$s_1 \approx_\ell s_2 \triangleq \forall x : (\tau, \ell') \in \Gamma. (\ell' \leq \ell \implies s_1(x) = s_2(x))$$

THEOREM 3.3 (NONINTERFERENCE). Suppose $s_1 \models \Gamma$, $s_2 \models \Gamma$, and $s_1 \approx_\ell s_2$ for some ℓ . Then for Core Stan statements S and Core Stan expressions E :

- (1) If $\Gamma \vdash E : (\tau, \ell)$ and $(s_1, E) \Downarrow V_1$ and $(s_2, E) \Downarrow V_2$ then $V_1 = V_2$.
- (2) If $\Gamma \vdash S : \ell$ and $(s_1, S) \Downarrow s'_1$ and $(s_2, S) \Downarrow s'_2$ then $s'_1 \approx_\ell s'_2$.

PROOF. (1) follows by rule induction on the derivation $\Gamma \vdash E : (\tau, \ell)$, and using that if $\Gamma \vdash E : (\tau, \ell)$, $x \in R(E)$ and $\Gamma(x) = (\tau', \ell')$, then $\ell' \leq \ell$. (2) follows by rule induction on the derivation $\Gamma \vdash S : \ell$ and using (1). \square

3.3 Elaboration of SlicStan

Similarly to Stan, a SlicStan program defines a probabilistic model, through an unnormalised log density function on the model parameters and data. That is, the semantics of SlicStan is in terms of a fixed (or data-dependent) number of variables. Therefore, in order to be able to formally give the semantics, we need to statically unroll calls to user-defined functions, and pull all variable declarations to the top level. (We discuss the difficulties of directly specifying the semantics of SlicStan without elaboration in §§ 3.6.)

We call this static unrolling step *elaboration*, and we formalise it through the elaboration relation \Downarrow_Γ . Intuitively, to elaborate a program F_1, \dots, F_N, S , we elaborate its main body S by unrolling any calls to F_1, \dots, F_N (as specified by (ELAB FCALL)), and move all variable declarations to the top level (as specified by (ELAB DECL)). The result is an elaborated SlicStan statement S' and a list of variable declarations Γ . As mentioned previously, to avoid notational clutter, we assume a top-level SlicStan program F_1, \dots, F_N, S . Since the syntax of a SlicStan statement differs from that of a Core Stan statement only by the presence of user-defined function calls and variable declarations, an *elaborated SlicStan* statement is also a well-formed *Core Stan* statement.

Elaboration Relation

$P \Downarrow_\emptyset \langle \Gamma, S' \rangle$	program elaboration
$S \Downarrow_\Gamma \langle \Gamma, S' \rangle$	statement elaboration
$E \Downarrow_\Gamma \langle \Gamma, S.E' \rangle$	expression elaboration
$F \Downarrow_\Gamma \langle r:T, A, \Gamma, S \rangle$	fun. definition elaboration

Elaboration Rule for a SlicStan Program

(ELAB SLICSTAN)
$S \Downarrow_\emptyset \langle \Gamma, S' \rangle$
$F_1, \dots, F_N, S \Downarrow_\emptyset \langle \Gamma, S' \rangle$

The *unrolling* rule (ELAB FCALL) assumes a call to a user-defined function g with definition $F = T \ g(T_1 \ a_1, \dots, T_n \ a_n) \ S$, which elaborates as described by (ELAB FDEF).

Elaboration Rules for Expressions:

$\frac{}{x \Downarrow_{\Gamma} \langle \emptyset, \mathbf{skip}.x \rangle}$	$\frac{}{c \Downarrow_{\Gamma} \langle \emptyset, \mathbf{skip}.c \rangle}$	$\frac{E_1 \Downarrow_{\Gamma} \langle \Gamma_1, S_1.E'_1 \rangle \quad E_2 \Downarrow_{\Gamma} \langle \Gamma_2, S_2.E'_2 \rangle \quad \Gamma_1 \cap \Gamma_2 = \emptyset}{E_1[E_2] \Downarrow_{\Gamma} \langle \Gamma_1 \cup \Gamma_2, S_1; S_2.(E'_1[E'_2]) \rangle}$
$\frac{E_i \Downarrow_{\Gamma} \langle \Gamma_i, S_i.E'_i \rangle \quad \forall i \in 1..n \quad \bigcap_{i=1}^n \Gamma_i = \emptyset}{[E_1, \dots, E_n] \Downarrow_{\Gamma} \langle \bigcup_{i=1}^n \Gamma_i, S_1; \dots; S_n.([E'_1, \dots, E'_n]) \rangle}$	$\frac{E_i \Downarrow_{\Gamma} \langle \Gamma_i, S_i.E'_i \rangle \quad \forall i \in 1..n \quad \bigcap_{i=1}^n \Gamma_i = \emptyset}{f(E_1, \dots, E_n) \Downarrow_{\Gamma} \langle \bigcup_{i=1}^n \Gamma_i, S_1; \dots; S_n.f(E'_1, \dots, E'_n) \rangle}$	
$\frac{\text{(ELAB FCALL) (where } F \text{ is the definition for function } g)$ $E_i \Downarrow_{\Gamma} \langle \Gamma_{E_i}, S_{E_i}.E'_i \rangle \quad \forall i \in 1..n \quad F \Downarrow_{\Gamma} \langle r_F : T_F, A_F, \Gamma_F, S_F \rangle$ $A_F = \{a_i : T_i \mid i \in 1..n\} \quad \{r_F : T_F\} \cap A_F \cap (\bigcap_{i=1}^n \Gamma_i) \cap \Gamma_F = \emptyset}{g(E_1, \dots, E_n) \Downarrow_{\Gamma} \langle \{r_F : T_F\} \cup A_F \cup (\bigcup_{i=1}^n \Gamma_i) \cup \Gamma_F, (S_{E_1}; a_1 = E'_1; \dots; S_{E_n}; a_n = E'_n; S_F.r_F) \rangle}$		

Elaboration Rule for Function Definitions:

$\frac{S \Downarrow_{\{r:T\} \cup \Gamma_A \cup \Gamma'} \langle \Gamma', S' \rangle \quad \Gamma_A = \{a_1 : T_1, \dots, a_n : T_n\} \quad \{r\} \cap \text{dom}(\Gamma_A) \cap \text{dom}(\Gamma') = \emptyset}{T \ g(T_1 \ a_1, \dots, T_n \ a_n) \ S \Downarrow_{\Gamma} \langle r : T, \Gamma_A, \Gamma', S' \rangle}$

As we identify statements up to α -conversion, $T \ x; \ x = 1$ elaborates to $\langle \{x_1 : T\}, x_1 = 1 \rangle$, but also to $\langle \{x_2 : T\}, x_2 = 1 \rangle$, and so on. The **(ELAB DECL)** rule simply extracts a variable declaration to the top level. Other than recursively applying \Downarrow_{Γ} to sub-parts of the statement, the **(ELAB IF)** and **(ELAB FOR)** rules transform the guards of the respective compound statement to be the fresh variables g or g_1, g_2 respectively (as opposed to unrestricted expressions). This is a necessary preparation step needed for the program to be correctly translated to Stan later (see §§ 4.1 and Appendix C).

Elaboration Rules for Statements:

$\frac{S \Downarrow_{\{x:T\} \cup \Gamma} \langle \Gamma', S' \rangle \quad x \notin \text{dom}(\Gamma')}{T \ x; S \Downarrow_{\Gamma} \langle \{x : T\} \cup \Gamma', S' \rangle}$	$\frac{}{\mathbf{skip} \Downarrow_{\Gamma} \langle \emptyset, \mathbf{skip} \rangle}$
$\frac{L \Downarrow_{\Gamma} \langle \Gamma_L, S_L.L' \rangle \quad E \Downarrow_{\Gamma} \langle \Gamma_E, S_E.E' \rangle \quad \Gamma_L \cap \Gamma_E = \emptyset}{L = E \Downarrow_{\Gamma} \langle \Gamma_L \cup \Gamma_E, S_L; S_E; L' = E' \rangle}$	$\frac{S_1 \Downarrow_{\Gamma} \langle \Gamma_1, S'_1 \rangle \quad S_2 \Downarrow_{\Gamma} \langle \Gamma_2, S'_2 \rangle \quad \Gamma_1 \cap \Gamma_2 = \emptyset}{S_1; S_2 \Downarrow_{\Gamma} \langle \Gamma_1 \cup \Gamma_2, S'_1; S'_2 \rangle}$
$\text{(ELAB IF) (where } \Gamma \vdash E : T)$ $\frac{E \Downarrow_{\Gamma} \langle \Gamma_E, S_E.E' \rangle \quad S_1 \Downarrow_{\Gamma} \langle \Gamma_1, S'_1 \rangle \quad S_2 \Downarrow_{\Gamma} \langle \Gamma_2, S'_2 \rangle \quad \{g : T\} \cap \Gamma_E \cap \Gamma_1 \cap \Gamma_2 = \emptyset}{\mathbf{if}(E) \ S_1 \ \mathbf{else} \ S_2 \Downarrow_{\Gamma} \langle \{g : T\} \cup \Gamma_E \cup \Gamma_1 \cup \Gamma_2, (S_E; g = E'; \mathbf{if}(g) \ S'_1 \ \mathbf{else} \ S'_2) \rangle}$	
$\text{(ELAB FOR) (where } \Gamma \vdash E_1 : T_1 \text{ and } \Gamma \vdash E_2 : T_2)$ $E_1 \Downarrow_{\Gamma} \langle \Gamma_1, S_1.E'_1 \rangle \quad E_2 \Downarrow_{\Gamma} \langle \Gamma_2, S_2.E'_2 \rangle \quad S \Downarrow_{\Gamma \cup \{x: (\mathbf{int}, \mathbf{DATA})\}} \langle \Gamma_S, S' \rangle$ $\Gamma_V = v_{\Gamma}(\Gamma_S, n) \quad \{g_1 : T_1, g_2 : T_2, n : (\mathbf{int}, \mathbf{DATA})\} \cap \Gamma_1 \cap \Gamma_2 \cap \Gamma_V = \emptyset$ $\mathbf{for}(x \ \mathbf{in} \ E_1 : E_2) \ S \Downarrow_{\Gamma} \langle \{g_1 : T_1, g_2 : T_2, n : (\mathbf{int}, \mathbf{DATA})\} \cup \Gamma_1 \cup \Gamma_2 \cup \Gamma_V, S_1; S_2; g_1 = E'_1; g_2 = E'_2; n = g_2 - g_1 + 1; \mathbf{for}(x \ \mathbf{in} \ g_1 : g_2) \ v_S(x, \Gamma_V, S') \rangle$	

In some cases when elaborating a **for** loop, Γ_S will not be empty (in other words, the body of the loop will declare new variables). Thus, as **(ELAB FOR)** shows, variables in Γ_S are upgraded to an

array, and then accessed by the index of the loop. We use the function v_S (Definition A.4) which takes a variable x , a typing environment Γ , and a statement S , and returns a statement S' , where any mention of a variable $x' \in \text{dom}(\Gamma)$ is substituted with $x'[x]$. For example, consider the statement **for**(i **in** $1:N$){**real** **MODEL** $x \sim \text{normal}(\theta, 1)$; $y[i] \sim \text{normal}(x, 1)$;} and an environment Γ , such that $\Gamma \vdash N : (\mathbf{int}, \mathbf{DATA})$. The body of the loop declares a new variable x , thus it elaborates to $\langle \Gamma_S, S' \rangle$, where $\Gamma_S = \{x : (\mathbf{real}, \mathbf{MODEL})\}$, and $S' = \{x \sim \text{normal}(\theta, 1)$; $y[i] \sim \text{normal}(x, 1)$;}.

By (ELAB FOR), $S \Downarrow_{\Gamma} \langle \{g1 : (\mathbf{int}, \mathbf{DATA}), g2 : (\mathbf{int}, \mathbf{DATA})\} \cup \Gamma_V, \mathbf{for}(i \text{ in } g1:g2)\{S''\} \rangle$ where:

$$\begin{aligned} \Gamma_V &= v_{\Gamma}(\Gamma_S, N) = \{x : (\mathbf{real}[N], \mathbf{MODEL})\} \\ S'' &= v_S(i, \Gamma_V, S') = x[i] \sim \text{normal}(\theta, 1); y[i] \sim \text{normal}(x[i], 1); \end{aligned}$$

Next, we state and prove type preservation of the elaboration relation.

THEOREM 3.4 (TYPE PRESERVATION OF \Downarrow_{Γ}). *For SlicStan statements S , SlicStan expressions E , and SlicStan function definitions F :*

- (1) *If $\Gamma \vdash E : (\tau, \ell)$ and $E \Downarrow_{\Gamma} \langle \Gamma', S'.E' \rangle$ then $\Gamma, \Gamma' \vdash S' : \mathbf{DATA}$ and $\Gamma, \Gamma' \vdash E' : (\tau, \ell)$.*
- (2) *If $\Gamma \vdash S : \ell$ and $S \Downarrow_{\Gamma} \langle \Gamma', S' \rangle$ then $\Gamma, \Gamma' \vdash S' : \ell$*
- (3) *If $F \Downarrow_{\Gamma} \langle \Gamma', S'.\text{ret} \rangle$ then $\Gamma, \Gamma' \vdash S' : \mathbf{DATA}$*

PROOF. By inductions on the size of the derivations of the judgments $E \Downarrow_{\Gamma} \langle \Gamma', S'.E' \rangle$, $S \Downarrow_{\Gamma} \langle \Gamma', S' \rangle$, and $F \Downarrow_{\Gamma} \langle \Gamma', S'.\text{ret} \rangle$. \square

3.4 Semantics of SlicStan

We now show how SlicStan's type system allows us to specify the semantics of the probabilistic program as an unnormalised posterior density function. This shows how the semantics of SlicStan connects to that of Stan, and demonstrates that explicitly encoding the roles of program variables into the block syntax of the language is not needed.

We specify the semantics — the unnormalised density $\log p_{F_1, \dots, F_n, S}^*(\theta \mid \mathcal{D})$ — in two steps.

3.4.1 Semantics of (Elaborated) SlicStan Statements. Consider an elaborated SlicStan statement S such that $\Gamma \vdash S : \mathbf{DATA}$. The semantics of S is the function $\log p_{\Gamma \vdash S}^*$, such that for any state $s \models \Gamma$:

$$\log p_{\Gamma \vdash S}^*(s) \triangleq s'[\mathbf{target}] \text{ if there is } s' \text{ such that } ((s, \mathbf{target} \rightarrow 0), S) \Downarrow s'$$

3.4.2 Semantics of SlicStan Programs. Consider a well-formed SlicStan program F_1, \dots, F_n, S and suppose that $S \Downarrow_{\emptyset} \langle \Gamma', S' \rangle$. (Observe that Γ' and S' are uniquely determined by F_1, \dots, F_n, S .) Suppose also that:

- $\Gamma_{\mathcal{D}}$ corresponds to *data variables*, $\Gamma_{\mathcal{D}} = \{x : \ell \in \Gamma' \mid \ell = \mathbf{DATA} \wedge x \notin W(S')\}$, and
- Γ_{θ} corresponds to *model parameters*, $\Gamma_{\theta} = \{x : \ell \in \Gamma' \mid \ell = \mathbf{MODEL} \wedge x \notin W(S')\}$.

Similarly to Stan (§§ 2.4), the semantics of a SlicStan program S is the unnormalised log posterior density function $\log p_{F_1, \dots, F_n, S}^*$ on parameters θ given data \mathcal{D} (with $\theta \models \Gamma_{\theta}$ and $\mathcal{D} \models \Gamma_{\mathcal{D}}$):

$$\log p_{F_1, \dots, F_n, S}^*(\theta \mid \mathcal{D}) \triangleq \log p_{\Gamma' \vdash S'}^*(\theta, \mathcal{D}) \quad (1)$$

3.5 Examples

Next, we give two examples of SlicStan programs, their elaborated versions, and their semantics in the form of an unnormalised log density function. Here, we specify the levels of variables in SlicStan programs explicitly. In § 5 we describe how type inference can be implemented to infer optimal levels for program variables, thus making explicit declaration of levels unnecessary.

3.5.1 *Simple Example.* Consider a SlicStan program \emptyset, S (\emptyset denotes no function definitions), where we simply model the distribution of a data array y :

```
S = real MODEL mu ~ normal(0, 1);
    real MODEL sigma ~ normal(0, 1);
    int DATA N;
    real DATA y[N];
    for(i in 1:N){ y[i] ~ normal(mu, sigma); }
```

We define the semantics of S in three steps:

- (1) Elaboration: $S \Downarrow_{\emptyset} \langle \Gamma', S' \rangle$, where:
- $$\Gamma' = \text{mu} : (\mathbf{real}, \mathbf{MODEL}), \text{sigma} : (\mathbf{real}, \mathbf{MODEL}),$$
- $$y : (\mathbf{real}[N], \mathbf{MODEL}), N : (\mathbf{int}, \mathbf{DATA})$$
- $$S' = \text{mu} \sim \text{normal}(0, 1);$$
- $$\text{sigma} \sim \text{normal}(0, 1);$$
- $$\mathbf{for}(i \mathbf{in} 1:N)\{$$
- $$y[i] \sim \text{normal}(\text{mu}, \text{sigma}); \}$$

- (2) Semantics of S' : For any state $s \models \Gamma'$, $\log p_{\Gamma'+S'}^*(s) = s'[\mathbf{target}]$, where $(s, S') \Downarrow s'$. Thus:

$$\log p_{\Gamma'+S'}^*(s) = \log \mathcal{N}(\mu, 0, 1) + \log \mathcal{N}(\sigma, 0, 1) + \sum_{i=1}^N \log \mathcal{N}(y_i, \mu, \sigma)$$

- (3) Semantics of S : We derive $\Gamma_{\mathcal{D}} = \{x : \ell \in \Gamma' \mid \ell = \mathbf{DATA} \wedge x \notin W(S')\} = \{N, y\}$, and $\Gamma_{\theta} = \{x : \ell \in \Gamma' \mid \ell = \mathbf{MODEL} \wedge x \notin W(S')\} = \{\mu, \sigma\}$. Therefore, the semantics of S is the unnormalised density on the parameters μ and σ , given data N and y :

$$\log p_S^*(\mu, \sigma \mid y, N) = \log \mathcal{N}(\mu, 0, 1) + \log \mathcal{N}(\sigma, 0, 1) + \sum_{i=1}^N \log \mathcal{N}(y_i, \mu, \sigma)$$

3.5.2 *User-defined Functions Example.* Next, we look at an example that includes a user-defined function. Here, the function `my_normal` is a reparameterising function (§§ 5.4), that defines a Gaussian random variable, by scaling and shifting a standard Gaussian variable:

```
S = real MODEL my_normal(real MODEL m, real MODEL s){
    real MODEL x_std ~ normal(0, 1);
    return m + x_std * s;
}
real MODEL mu ~ normal(0, 1);
real MODEL sigma ~ normal(0, 1);
int DATA N;
real GENQUANT x[N];
for(i in 1:N) { x[i] = my_normal(mu, sigma); }
```

- (1) Elaboration: $S \Downarrow_{\emptyset} \langle \Gamma', S' \rangle$, where:
- $$\Gamma' = \text{mu} : (\mathbf{real}, \mathbf{MODEL}), \text{sigma} : (\mathbf{real}, \mathbf{MODEL}),$$
- $$m : (\mathbf{real}, \mathbf{MODEL}), s : (\mathbf{real}, \mathbf{MODEL}),$$
- $$x_std : (\mathbf{real}[N], \mathbf{MODEL}),$$
- $$x : (\mathbf{real}[N], \mathbf{GENQUANT}), N : (\mathbf{int}, \mathbf{DATA})$$
- $$S' = \text{mu} \sim \text{normal}(0, 1);$$
- $$\text{sigma} \sim \text{normal}(0, 1);$$
- $$\mathbf{for}(i \mathbf{in} 1:N)\{$$
- $$m = \text{mu}; s = \text{sigma};$$
- $$x_std[i] \sim \text{normal}(0, 1);$$
- $$x[i] = m + x_std[i] * s; \}$$

- (2) Semantics of S' : Consider any $s \models \Gamma'$. Then:

$$\log p_{\Gamma'+S'}^*(s) = \log \mathcal{N}(\mu, 0, 1) + \log \mathcal{N}(\sigma, 0, 1) + \sum_{i=1}^N \log \mathcal{N}(x_i^{\text{std}}, 0, 1)$$

- (3) Semantics of S : We derive $\Gamma_{\mathcal{D}} = \{N\}$, and $\Gamma_{\theta} = \{\mu, \sigma, \mathbf{x}^{\text{std}}\}$. The semantics of the program S is the unnormalised density on the parameters μ, σ , and \mathbf{x}^{std} , given data N :

$$\log p_S^*(\mu, \sigma, \mathbf{x}^{\text{std}} \mid N) = \log \mathcal{N}(\mu, 0, 1) + \log \mathcal{N}(\sigma, 0, 1) + \sum_{i=1}^N \log \mathcal{N}(x_i^{\text{std}}, 0, 1)$$

3.6 Difficulty of Specifying Direct Semantics Without Elaboration

Specifying the direct semantics $\log p_{\emptyset+S}^*(s)$, without an elaboration step, is not simple. SlicStan’s user-defined functions are flexible enough to allow new model parameters to be declared inside of the body of a function. Having some of the parameters declared this way means that it is not obvious what the complete set of parameters is, unless we elaborate the program.

Consider the program from §3.5.2. Its semantics is $\log p_S^*(\mu, \sigma, \mathbf{x}^{\text{std}} \mid N) = \log \mathcal{N}(\mu, 0, 1) + \log \mathcal{N}(\sigma, 0, 1) + \sum_{i=1}^N \log \mathcal{N}(x_i^{\text{std}}, 0, 1)$. This differs from $\log p_S^*(\mu, \sigma, x^{\text{std}} \mid N) = \log \mathcal{N}(\mu, 0, 1) + \log \mathcal{N}(\sigma, 0, 1) + N \times \log \mathcal{N}(x^{\text{std}}, 0, 1)$, which would be the accumulated log density in case we do not unroll the `my_normal` call, and instead implement direct semantics. In one case, the model has $N + 2$ parameters: $\mu, \sigma, x_1^{\text{std}}, \dots, x_N^{\text{std}}$. In the other, the model has only 3 parameters: $\mu, \sigma, x^{\text{std}}$.

4 TRANSLATION OF SLICSTAN TO STAN

Translating SlicStan to Stan happens in two steps: *shredding* (§4.1) and *transformation* (§4.2). In this section, we formalise these steps and show that the semantics, seen as an unnormalised log posterior density function on parameters given data, is preserved in the translation.

4.1 Shredding

The first step in translating an elaborated SlicStan program to Stan is the idea of *shredding* (or *slicing*) by level. SlicStan allows statements that assign to variables of different levels to be interleaved. Stan, on the other hand, requires all **DATA** level statements to come first (in the **data** and **transformed data** blocks), then all **MODEL** level statements (in the **parameters**, **transformed parameters** and **model** blocks), and finally, the **GENQUANT** level statements (in the **generated quantities** block).

Therefore, we define the shredding relation \Downarrow_{Γ} on an elaborated SlicStan statement S and triples of *single-level statements* (S_D, S_M, S_Q) (Definition 4.1). That is, \Downarrow_{Γ} shreds a statement into three elaborated SlicStan statements S_D, S_M and S_Q , where S_D only assigns to variables of level **DATA**, S_M only assigns to variables of level **MODEL**, and S_Q only assigns to variables of level **GENQUANT**. We formally state and prove this result in Lemma 4.2.

Shredding Relation

$S \Downarrow_{\Gamma} (S_D, S_M, S_Q)$	statement shredding
---	---------------------

Currently, Stan can only assign to **DATA** variables inside the **transformed data** block, to **MODEL** variables inside the **transformed parameters** block, and to generated quantities inside the **generated quantities** block. Therefore, in Stan it is not possible to write an **if** statement or a **for** loop which assigns to variables of different levels inside its body. The (**SHRED IF**) and (**SHRED FOR**) rules resolve this by copying the entire body of the **if** statement or **for** loop on each of the three levels. Notice that we restrict the **if** and **for** guards to be variables (as opposed to any expression), which we have ensured is the case after the elaboration step ((**ELAB IF**) and (**ELAB FOR**)).

For example, consider the SlicStan program S , as defined below. It elaborates to S' and Γ' , and it is then shredded to the single-level statements (S_D, S_M, S_Q) :

$S =$ real DATA d ; real MODEL m ; if ($d > 0$){ $d = 1$; $m = 2$; } }	$\Gamma' =$ { $d : (\mathbf{real}, \mathbf{DATA}),$ $m : (\mathbf{real}, \mathbf{MODEL}),$ $g : (\mathbf{bool}, \mathbf{DATA})$ } $S' =$ $g = (d > 0);$ if (g){ $d=1; m=2;$ }	$S_D =$ $g = (d > 0);$ if (g){ $d = 1;$ } $S_M =$ if (g){ $m = 2;$ } $S_Q =$ skip ;
---	--	---

Shredding Rules for Statements:

$\frac{(\text{SHRED DATAASSIGN}) \quad \Gamma(L) = (_, \text{DATA})}{L = E \Downarrow_{\Gamma} (L = E, \text{skip}, \text{skip})}$	$\frac{(\text{SHRED MODELASSIGN}) \quad \Gamma(L) = (_, \text{MODEL})}{L = E \Downarrow_{\Gamma} \text{skip}, L = E, \text{skip}}$	$\frac{(\text{SHRED GENQUANTASSIGN}) \quad \Gamma(L) = (_, \text{GENQUANT})}{L = E \Downarrow_{\Gamma} \text{skip}, \text{skip}, L = E}$
$\frac{(\text{SHRED SEQ}) \quad S_1 \Downarrow_{\Gamma} S_{D_1}, S_{M_1}, S_{Q_1} \quad S_2 \Downarrow_{\Gamma} S_{D_2}, S_{M_2}, S_{Q_2}}{S_1; S_2 \Downarrow_{\Gamma} (S_{D_1}; S_{D_2}), (S_{M_1}; S_{M_2}), (S_{Q_1}; S_{Q_2})}$	$\frac{(\text{SHRED SKIP})}{\text{skip} \Downarrow_{\Gamma} (\text{skip}, \text{skip}, \text{skip})}$	
$\frac{(\text{SHRED IF}) \quad S_1 \Downarrow_{\Gamma} (S_{D_1}, S_{M_1}, S_{Q_1}) \quad S_2 \Downarrow_{\Gamma} (S_{D_2}, S_{M_2}, S_{Q_2})}{\text{if}(g) S_1 \text{ else } S_2 \Downarrow_{\Gamma} (\text{if}(g) S_{D_1} \text{ else } S_{D_2}), (\text{if}(g) S_{M_1} \text{ else } S_{M_2}), (\text{if}(g) S_{Q_1} \text{ else } S_{Q_2})}$		
$\frac{(\text{SHRED FOR}) \quad S \Downarrow_{\Gamma} (S_D, S_M, S_Q)}{\text{for}(x \text{ in } g_1 : g_2) S \Downarrow_{\Gamma} (\text{for}(x \text{ in } g_1 : g_2) S_D), (\text{for}(x \text{ in } g_1 : g_2) S_M), (\text{for}(x \text{ in } g_1 : g_2) S_Q)}$		

In the rest of this section, we show that shredding a SlicStan program preserves its semantics (Theorem 4.9), in the sense that an elaborated program S has the same meaning as the sequence of its shredded parts $S_D; S_M; S_Q$. We do so by:

- (1) Proving that shredding produces *single-level statements* (Definition 4.1 and Lemma 4.2).
- (2) Defining a notion of *statement equivalence* (Definition 4.3) and specifying what conditions need to hold to change the order of two statements (Lemma 4.4).
- (3) Showing how to extend the type system of SlicStan in order for the language to fulfil the criteria from (2) (Definition 4.7, Lemma 4.8).

Intuitively, a single-level statement of level ℓ is one that updates only variables of level ℓ .

Definition 4.1 (Single-level Statement $\Gamma \vdash \ell(S)$). S is a single-level statement of level ℓ with respect to Γ (written $\Gamma \vdash \ell(S)$) if and only if, $\Gamma \vdash S : \ell$ and $\forall x \in W(S)$ there is some τ , s.t. $x : (\tau, \ell) \in \Gamma$.

LEMMA 4.2 (SHREDDING PRODUCES SINGLE-LEVEL STATEMENTS).

$$S \Downarrow_{\Gamma} (S_D, S_M, S_Q) \implies \Gamma \vdash \text{DATA}(S_D) \wedge \Gamma \vdash \text{MODEL}(S_M) \wedge \Gamma \vdash \text{GENQUANT}(S_Q)$$

The core of proving Theorem 4.9 is that if we take a statement S that is well-typed in Γ , and reorder its building blocks according to \Downarrow_{Γ} , the resulting statement S' will be *equivalent* to S .

Definition 4.3 (Statement equivalence). $S \simeq S' \triangleq (\forall s, s'. (s, S) \Downarrow s' \iff (s, S') \Downarrow s')$

In the general case, to swap the order of executing S_1 and S_2 , it is enough for each statement not to assign to a variable that the other statement reads or assigns to:

LEMMA 4.4 (STATEMENT REORDERING). *For statements S_1 and S_2 that are well-typed in Γ , if $R(S_1) \cap W(S_2) = \emptyset$, $W(S_1) \cap R(S_2) = \emptyset$, and $W(S_1) \cap W(S_2) = \emptyset$ then $S_1; S_2 \simeq S_2; S_1$.*

Shredding produces single-level statements, therefore we only encounter reordering single-level statements of distinct levels. Thus, two of the conditions needed for reordering already hold.

LEMMA 4.5. *If $\Gamma \vdash \ell_1(S_1)$, $\Gamma \vdash \ell_2(S_2)$ and $\ell_1 < \ell_2$ then $R(S_1) \cap W(S_2) = \emptyset$ and $W(S_1) \cap W(S_2) = \emptyset$.*

To reorder the sequence $S_2; S_1$ according to Lemma 4.4, we need to satisfy one more condition, which is $R(S_2) \cap W(S_1) = \emptyset$. We achieve this through the predicate \mathcal{S} in the (SEQ) typing rule.

One way to define $\mathcal{S}(S_2, S_1)$ is so that it directly reflects this condition: $\mathcal{S}(S_2, S_1) = R(S_2) \cap W(S_1)$. This corresponds to a form of a single-assignment system, where variables become immutable once they are read.

We adopt a more flexible strategy, where we enforce variables of level ℓ to become immutable only once they have been *read at a level higher than ℓ* . We define:

- $R_{\Gamma+\ell}(S)$: the set of variables x that are read at level ℓ in S . For example, if y is of level ℓ , then $x \in R_{\Gamma+\ell}(y = x)$. (Definition A.5).
- $W_{\Gamma+\ell}(S)$: the set of variables x of level ℓ that have been assigned to in S (Definition A.6).

Importantly, if $\Gamma \vdash \ell(S)$, then the sets $R_{\Gamma+\ell}(S)$ and $W_{\Gamma+\ell}(S)$ are the same as $R(S)$ and $W(S)$:

LEMMA 4.6. *If $\Gamma \vdash \ell(S)$, then $R_{\Gamma+\ell}(S) = R(S)$ and $W_{\Gamma+\ell}(S) = W(S)$.*

Finally, we give the formal definition of \mathcal{S} :

Definition 4.7 (Shreddable sequence). $\mathcal{S}(S_1, S_2) \triangleq \forall \ell_1, \ell_2. (\ell_2 < \ell_1) \implies R_{\Gamma+\ell_1}(S_1) \cap W_{\Gamma+\ell_2}(S_2) = \emptyset$

LEMMA 4.8 (COMMUTATIVITY OF SEQUENCING SINGLE-LEVEL STATEMENTS).

If $\Gamma \vdash \ell_1(S_1)$, $\Gamma \vdash \ell_2(S_2)$, $\Gamma \vdash S_2$; $S_1 : \text{DATA}$ and $\ell_1 < \ell_2$ then $S_2; S_1 \simeq S_1; S_2$;

THEOREM 4.9 (SEMANTIC PRESERVATION OF \Downarrow_{Γ}).

If $\Gamma \vdash S : \text{DATA}$ and $S \Downarrow_{\Gamma} (S_D, S_M, S_Q)$ then $\log p_{\Gamma+S}^(s) = \log p_{\Gamma+(S_D; S_M; S_Q)}^*(s)$, for all $s \models \Gamma$.*

PROOF. Note that if $S \simeq S'$ then $\log p_{\Gamma+S}^*(s) = \log p_{\Gamma+S'}^*(s)$ for all states $s \models \Gamma$. Semantic preservation then follows from proving the stronger result $\Gamma \vdash S : \text{DATA} \wedge S \Downarrow_{\Gamma} (S_D, S_M, S_Q) \implies S \simeq (S_D; S_M; S_Q)$ by structural induction on the structure of S .

We give the full proof, together with proofs for Lemma 4.2, 4.4, 4.5 and 4.6, in A.2. \square

4.2 Transformation

The last step of translating SlicStan to Stan is *transformation*. We formalise how a shredded SlicStan program $\langle \Gamma, (S_D, S_M, S_Q) \rangle$ transforms to a Stan program P , through the transformation relations:

Transformation Relations

$\Gamma \Downarrow_S^{(t)} P$	variable declarations transformation
$S \Downarrow^{(d)} P$	DATA statement transformation
$S \Downarrow^{(m)} P$	MODEL statement transformation
$S \Downarrow^{(q)} P$	GENQUANT statement transformation
$\langle \Gamma, S \rangle \Downarrow^{(t)} P$	top-level transformation

Intuitively, a shredded program $\langle \Gamma, (S_D, S_M, S_Q) \rangle$ transforms to Stan in four steps:

- (1) The declarations Γ are split into blocks, depending on the level of variables and whether or not they have been assigned to inside of S_D , S_M or S_Q .
- (2) The DATA-levelled statement S_D becomes the body of the **transformed data** block.
- (3) The MODEL-levelled statement S_M is split into the **transformed parameters** and **model** block, depending on whether or not substatements assign to the **target** variable or not.
- (4) The GENQUANT-levelled statement S_Q becomes the body of the **generated quantities** block.

This is formalised by the (TRANS PROG) rule below. The Stan program $P_1; P_2$ is the Stan programs P_1 and P_2 merged by composing together the statements in each program block (Definition A.7).

Top-level Transformation Rule

$$\frac{\text{(TRANS PROG)} \quad S \Downarrow_{\Gamma} (S_D, S_M, S_Q) \quad \Gamma \Downarrow_{(S_D; S_M; S_Q)}^{(t)} P \quad S_D \Downarrow^{(d)} P_D \quad S_M \Downarrow^{(m)} P_M \quad S_Q \Downarrow^{(q)} P_Q}{\langle \Gamma, S \rangle \Downarrow^{(t)} P; P_D; P_M; P_Q}$$

Transformation Rules for Declarations:

$$\begin{array}{c} \text{(TRANS DATA)} \\ \frac{\Gamma \Downarrow_S^{(t)} P \quad x \notin W(S)}{\Gamma, x : (\tau, \text{DATA}) \Downarrow_S^{(t)} \mathbf{data}\{x : \tau\}; P} \end{array} \quad \begin{array}{c} \text{(TRANS TRDATA)} \\ \frac{\Gamma \Downarrow_S^{(t)} P \quad x \in W(S)}{\Gamma, x : (\tau, \text{DATA}) \Downarrow_S^{(t)} \mathbf{transformed data}\{x : \tau\}; P} \end{array}$$

$$\begin{array}{c} \text{(TRANS PARAM)} \\ \frac{\Gamma \Downarrow_S^{(t)} P \quad x \notin W(S)}{\Gamma, x : (\tau, \text{MODEL}) \Downarrow_S^{(t)} \mathbf{parameters}\{x : \tau\}; P} \end{array} \quad \begin{array}{c} \text{(TRANS TRPARAM)} \\ \frac{\Gamma \Downarrow_S^{(t)} P \quad x \in W(S)}{\Gamma, x : (\tau, \text{MODEL}) \Downarrow_S^{(t)} \mathbf{transformed parameters}\{x : \tau\}; P} \end{array}$$

$$\begin{array}{c} \text{(TRANS GENQUANT)} \\ \frac{\Gamma \Downarrow_S^{(t)} P}{\Gamma, x : (\tau, \text{GENQUANT}) \Downarrow_S^{(t)} \mathbf{generated quantities}\{x : \tau\}; P} \end{array} \quad \begin{array}{c} \text{(TRANS EMPTY)} \\ \frac{}{\emptyset \Downarrow^{(t)} \emptyset} \end{array}$$

Transf. Rule for Data Statements:

$$\frac{}{S_D \Downarrow^{(d)} \mathbf{transformed data}\{S_D\}}$$

Transf. Rule for GenQuant Statements:

$$\frac{}{S_Q \Downarrow^{(d)} \mathbf{generated quantities}\{S_Q\}}$$

The rules (TRANS PARAMIF), (TRANS MODELIF), (TRANS PARAMFOR), and (TRANS MODELFOR) might produce a Stan program that does not compile in the current version of Stan. This is because Stan restricts the **transformed parameters** block to only assign to transformed parameters, and the **model** block to only assign to the **target** variable. However, a **for** loop, for example, can assign to both kinds of variables in its body:

```
for(i in 1:N){
  sigma[i] = pow(tau[i], -0.5);
  y[i] ~ normal(0, sigma[i]); }
```

To the best of our knowledge, this limitation is an implementational particularity of the current version of the Stan compiler, and does not have an effect on the semantics of the language.⁷ Therefore, we assume Core Stan to be a slightly more expressive version of Stan, that allows transformed parameters to be assigned in the **model** block.

Transformation Rules for Model Statements:

$$\begin{array}{c} \text{(TRANS PARAMASSIGN)} \\ \frac{L \neq \mathbf{target}}{L = E \Downarrow^{(m)} \mathbf{transformed parameters}\{L = E\}} \end{array} \quad \begin{array}{c} \text{(TRANS MODEL)} \\ \frac{}{\mathbf{target} = E \Downarrow^{(m)} \mathbf{model}\{\mathbf{target} = E\}} \end{array} \quad \begin{array}{c} \text{(TRANS PARAMSEQ)} \\ \frac{S_1 \Downarrow^{(m)} P_1 \quad S_2 \Downarrow^{(t)} P_2}{S_1; S_2 \Downarrow^{(m)} P_1; P_2} \end{array}$$

⁷Moreover, there is an ongoing discussion amongst Stan developers to merge the parameters, transformed parameters and model blocks in future versions of Stan <http://andrewgelman.com/2018/02/01/stan-feature-declare-distribute/>.

$\frac{\text{(TRANS PARAMIF)} \quad \text{target} \notin W(S_1) \cup W(S_2)}{\text{if}(E) S_1 \text{ else } S_2 \Downarrow^{(m)} \text{transformed parameters} \{ \text{if}(E) S_1 \text{ else } S_2 \}}$	$\frac{\text{(TRANS MODELIF)} \quad \text{target} \in W(S_1) \cup W(S_2)}{\text{if}(E) S_1 \text{ else } S_2 \Downarrow^{(m)} \text{model} \{ \text{if}(E) S_1 \text{ else } S_2 \}}$
$\frac{\text{(TRANS PARAMFOR)} \quad \text{target} \notin W(S)}{\text{for}(x \text{ in } E_1 : E_2) S \Downarrow^{(m)} \text{transformed parameters} \{ \text{for}(x \text{ in } E_1 : E_2) S \}}$	$\frac{\text{(TRANS PARAMSKIP)} \quad \text{skip} \Downarrow^{(m)} \emptyset}{\text{skip} \Downarrow^{(m)} \emptyset}$
$\frac{\text{(TRANS MODELFOR)} \quad \text{target} \in W(S)}{\text{for}(x \text{ in } E_1 : E_2) S \Downarrow^{(m)} \text{model} \{ \text{for}(x \text{ in } E_1 : E_2) S \}}$	

THEOREM 4.10 (SEMANTIC PRESERVATION OF $\Downarrow^{(t)}$). *Consider a well-formed SlicStan program F_1, \dots, F_n, S , such that $S \Downarrow_{\emptyset} \langle \Gamma', S' \rangle$. Consider also a Core Stan program P , such that $\langle \Gamma', S' \rangle \Downarrow^{(t)} P$. Then for any $\theta \models \{(x : (\tau, \text{DATA})) \in \Gamma' \mid x \notin W(S')\}$ and $\mathcal{D} \models \{(x : (\tau, \text{MODEL})) \in \Gamma' \mid x \notin W(S')\}$:*

$$\log p_{F_1, \dots, F_n, S}^*(\theta \mid \mathcal{D}) = \log p_P^*(\theta \mid \mathcal{D})$$

PROOF. By rule induction on the derivation of $\langle \Gamma', S' \rangle \Downarrow^{(t)} P$, and equation 1 from §§ 3.4.2. \square

5 EXAMPLES AND DISCUSSION

In this section, we demonstrate and discuss the functionality of SlicStan. We compare several Stan code examples, from Stan’s Reference Manual [Stan Development Team 2017] and Stan’s GitHub repositories [Stan Development Team 2018b], with their equivalent written in SlicStan, and analyse the differences. All examples presented in this section have been tested using a preliminary implementation of SlicStan, developed by Gorinova et al. [2018a,b], although in this paper we use **for** loops where the work makes use of a vectorised notation.

Firstly, we assume a type inference strategy for level types, which allows us to remove the explicit specification of levels from the language (§ 5.1). Next, we show that SlicStan allows the user to better follow the principle of locality – related concepts can be kept closer together (§ 5.2). Secondly, we demonstrate the advantages of the more compositional syntax, when code refactoring is needed (§ 5.3). The last comparison point shows the usage of more flexible user-defined functions, and points out a few limitations of SlicStan (§ 5.4). More examples and a further discussion on the usability of the languages is presented in Appendix E.

5.1 Type Inference

Going back to §§ 2.3, and Table 1, we identify that different Stan blocks are executed a different number of times, which gives us another ordering on the level types: a performance ordering.

Code associated with variables of level **DATA** is executed only once, as a *preprocessing* step before inference. Code associated with variables of level **GENQUANT** is executed once per sample, right after inference has completed, as these quantities can be *generated* from the already obtained samples of the model parameters (in other words, this is a *postprocessing* step). Finally, code associated with **MODEL** variables is needed at each step of the inference algorithm itself. In the case of HMC, this means such code is executed once per leapfrog step (many times per sample).

Thus, there is a *performance ordering* of level types: **DATA** \leq **GENQUANT** \leq **MODEL**: it is cheaper for a variable to be **DATA** than to be **GENQUANT**, and is cheaper for it to be **GENQUANT** than to be **MODEL**. We can implement type inference following the rules from § 3.2, to infer the level type of each variable in a SlicStan program, so that:

- the hard constraint on the information flow direction `DATA < MODEL < GENQUANT` is enforced
- the choice of levels is optimised with respect to the ordering `DATA ≤ GENQUANT ≤ MODEL`.

We have implemented type inference for a preliminary version of SlicStan. In the rest of this section, we assume that no level type annotations are necessary in SlicStan, except for what the data of the probabilistic model is (specified using the derived form `data τ x; S`), and that the optimal level type of each variable is inferred as part of the translation process.

5.2 Locality

With the first example, we demonstrate that SlicStan’s blockless syntax makes it easier to follow good software development practices, such as declaring variables close to where they are used, and for writing out models that follow a *generative story*. It abstracts away some of the specifics of the underlying inference algorithm, and thus writing optimised programs requires less mental effort.

Consider an example adapted from [Stan Development Team 2017, p. 101]. We are interested in inferring the mean μ_y and variance σ_y^2 of the independent and identically distributed variables $y \sim \mathcal{N}(\mu_y, \sigma_y)$. The model parameters are μ_y (the mean of y), and $\tau_y = 1/\sigma_y^2$ (the precision of y).

Below, we show this example written in SlicStan (left) and Stan (right).

SlicStan	Stan
	1 data {
	2 real mu_mu;
	3 real sigma_mu;
	4 int N;
	5 real y[N];
	6 }
1 real alpha = 0.1;	7 transformed data {
2 real beta = 0.1;	8 real alpha = 0.1;
3 real tau_y ~ gamma(alpha, beta);	9 real beta = 0.1;
4	10 }
5 data real mu_mu;	11 parameters {
6 data real sigma_mu;	12 real mu_y;
7 real mu_y ~ normal(mu_mu, sigma_mu);	13 real tau_y;
8	14 }
9 real sigma_y = pow(tau_y, -0.5);	15 transformed parameters {
10 real variance_y = pow(sigma_y, 2);	16 real sigma_y = pow(tau_y, -0.5);
11	17 }
12 data int N;	18 model {
13 data real [N] y;	19 tau_y ~ gamma(alpha, beta);
14 for (i in 1:N){ y[i] ~ normal(mu_y, sigma_y);}	20 mu_y ~ normal(mu_mu, sigma_mu);
	21 for (i in 1:N){ y[i] ~ normal(mu_y, sigma_y);}
	22 }
	23 generated quantities {
	24 real variance_y = pow(sigma_y, 2);
	25 }

The lack of blocks in SlicStan makes it more flexible in terms of order of statements. The code here is written to follow more closely than Stan the *generative story*: we firstly define the prior distribution over parameters, and then specify how we believe data was generated from them.

We also keep declarations of variables close to where they have been used: for example, `sigma_y` is defined right before it is used in the definition of `variance_y`. This model can be expressed in SlicStan by using any order of the statements, provided that variables are not used before they are declared. In Stan this is not always possible and may result in closely related statements being located far away from each other.

With SlicStan there is no need to understand when different statements are executed in order to perform inference. The SlicStan code is translated to the hand-optimised Stan code, as specified by the manual, without any annotations from the user, apart from what the input data to the model is. In Stan, however, an inexperienced Stan programmer might have attempted to define the **transformed data** variables `alpha` and `beta` in the **data** block, which would result in a syntactic error. Even more subtly, they could have defined `alpha`, `beta` and `variance_y` all in the **transformed parameters** block, in which case the program will compile to a less efficient, semantically equivalent model.

5.3 Code Refactoring

The next example is adapted from [Stan Development Team 2017, p. 202], and shows how the absence of program blocks can lead to easier to refactor code. We start from a simple model, standard linear regression, and show what changes need to be made in both SlicStan and Stan, in order to change the model to account for measurement error. The initial model is a simple Bayesian linear regression with N predictor points \mathbf{x} , and N outcomes \mathbf{y} . It has 3 parameters — the intercept α , the slope β , and the amount of noise σ . In other words, $\mathbf{y} \sim \mathcal{N}(\alpha\mathbf{1} + \beta\mathbf{x}, \sigma I)$.

If we want to account for measurement noise, we need to introduce another vector of variables \mathbf{x}_{meas} , which represents the *measured* predictors (as opposed to the true predictors \mathbf{x}). We postulate that the values of \mathbf{x}_{meas} are noisy (with standard deviation τ) versions of \mathbf{x} : $\mathbf{x}_{meas} \sim \mathcal{N}(\mathbf{x}, \tau I)$.

The next page shows these two models written in SlicStan (left) and Stan (right). Ignoring all the lines/corrections in red gives us the initial regression model, the one *not* accounting for measurement errors. The entire code, including the red corrections, gives us the second regression model, the one that *does* account for measurement errors. Transitioning from model one to model two requires the following corrections:

- **In SlicStan:**
 - Delete the **data** keyword for \mathbf{x} (line 2).
 - Introduce *anywhere* in the program statements declaring the measurements \mathbf{x}_{meas} , their deviation τ , the now parameter \mathbf{x} , and its hyperparameters μ_x, σ_x (lines 11–17).
- **In Stan:**
 - Move \mathbf{x} 's declaration from **data** to **parameters** (line 5 and line 9).
 - Declare \mathbf{x}_{meas} and τ in **data** (lines 3–4).
 - Declare \mathbf{x} 's hyperparameters μ_x and σ_x in **parameters** (lines 10–11).
 - Add statements modelling \mathbf{x} and \mathbf{x}_{meas} in **model** (lines 18–19).

Performing the code refactoring requires the same amount of code in SlicStan and Stan. However, in SlicStan the changes interfere much less with the code already written. We can add statements extending the model anywhere (as long variables are declared before they are used). In Stan, on the other hand, we need to modify each block separately. This example demonstrates a successful step towards our aim of making Stan more compositional — composing programs is easier in SlicStan.

Regression in SlicStan

```

1  data int N;
2  data real[N] x;
3  real mu_x;
4  real sigma_x;
5  data real[N] x_meas;
6  data real tau;
7
8  real alpha ~ normal(0, 10);
9  real beta ~ normal(0, 10);
10 real sigma ~ cauchy(0, 5);
11 data real[N] y;
12
13 for(i in 1:N){
14   x[i] ~ normal(mu_x, sigma_x);
15   x_mean[i] ~ normal(x[i], tau);
16   y[i] ~ normal(alpha + beta*x[i], sigma);
17 }

```

Regression in Stan

```

1  data {
2    int N;
3    real[N] x_meas;
4    real tau;
5    real[N] x;
6    real[N] y;
7  }
8  parameters {
9    real[N] x;
10   real mu_x;
11   real sigma_x;
12   real alpha;
13   real beta;
14   real sigma;
15 }
16 model {
17   alpha ~ normal(0, 10);
18   beta ~ normal(0, 10);
19   sigma ~ cauchy(0, 5);
20   for(i in 1:N){
21     x[i] ~ normal(mu_x, sigma_x);
22     x_mean[i] ~ normal(x[i], tau);
23     y[i] ~ normal(alpha + beta*x[i], sigma);
24   }

```

5.4 Code Reuse

Finally, we demonstrate the usage of more flexible functions in SlicStan, which allow for better code reuse, and therefore can lead to shorter, more readable code. In the introduction of this paper, we presented a transformation that is commonly used when specifying hierarchical model – the *non-centred parametrisation* of a normal variable. In brief, an MCMC sampler may have difficulties in exploring a posterior density well, if there exist strong non-linear dependencies between variables. In such cases, we can *reparameterise* the model: we can express it in terms of different parameters, so that the original parameters can be recovered. In the case of a normal variable $x \sim \mathcal{N}(\mu, \sigma)$, we define it as $x = \mu + \sigma x'$, where $x' \sim \mathcal{N}(0, 1)$. We explain in more detail the usage of the non-centered parametrisation in Appendix D.

In this section, we show the “Eight Schools” example [Gelman et al. 2013, p. 119], which also uses non-centred parametrisation in order to improve performance. Eight schools study the effects of their SAT-V coaching program. The input data is the estimated effects y of the program for each of the eight schools, and their shared standard deviation σ . The task is to specify a model that accounts for errors, by considering the observed effects to be noisy estimates of the *true effects* θ . Assuming a Gaussian model for the effects and the noise, we have $y \sim \mathcal{N}(\theta, \sigma I)$ and $\theta \sim \mathcal{N}(\mu 1, \tau I)$.

Below is this model written in SlicStan (left) and Stan (right, adapted from Stan’s GitHub repository [Stan Development Team 2018b]). In both cases, we use non-centred reparameterisation to improve performance: in Stan, the coaching effect for the i^{th} school, $\theta[i]$, is declared as a transformed parameter obtained from the standard normal variable $\eta[i]$; in SlicStan, we can once again make use of the non-centred reparameterisation function `my_normal`.

“Eight Schools” in SlicStan

```

1  real my_normal(real m, real v){
2      real std ~ normal(0, 1);
3      return v * std + m;
4  }
5
6  data real[8] y;
7  data real[8] sigma;
8  real[8] theta;
9
10 real mu;
11 real tau;
12
13 for (i in 1:8){
14     theta[i] = my_normal(mu, tau);
15     y[i] ~ normal(theta[i], sigma[i]);
16 }
```

“Eight Schools” in Stan

```

1  data {
2      real y[8];
3      real sigma[8];
4  }
5  parameters {
6      real mu;
7      real tau;
8      real theta_std[8];
9  }
10 transformed parameters {
11     real theta[8];
12     for (j in 1:8){theta[j] = mu+tau*theta_std[i];}
13 }
14 model {
15     for (j in 1:8){
16         y[j] ~ normal(theta[j], sigma[j]);8
17         theta_std[j] ~ normal(0, 1);
18     }
19 }
```

One advantage of the original Stan code compared to SlicStan is the flexibility the user has to name all model parameters. In Stan, the auxiliary standard normal variables `theta_std` are named by the user, while in SlicStan, the names of parameters defined inside of a function are automatically generated, and might not correspond to the names of transformed parameters of interest. All parameter names are important, as they are part of the output of the sampling algorithm, which is shown to the user. Even though in this case the auxiliary parameters were introduced solely for performance reasons, inspecting their values in Stan’s output can be useful for debugging purposes.

6 RELATED WORK

There exists a range of probabilistic programming languages and systems. Stan’s syntax is inspired by that of BUGS [Gilks et al. 1994], which uses Gibbs sampling to perform inference. Other languages include Anglican [Wood et al. 2014], Church [Goodman et al. 2012] and Venture [Mansinghka et al. 2014], which focus on expressiveness of the language and range of supported models. They provide clean syntax and formalised semantics, but use less efficient, more general-purpose inference algorithms. The Infer.NET framework [Minka et al. 2014] uses an efficient inference algorithm called expectation propagation, but supports a limited range of models. Turing [Ge et al. 2018] allows different inference techniques to be used for different sub-parts of the model, but requires the user to explicitly specify which inference algorithms to use as well as their hyperparameters.

More recently, there has been the introduction of *deep probabilistic programming*, in the form of Edward [Tran et al. 2018, 2016] and Pyro [Uber AI Labs 2017], which focus on using deep learning techniques for probabilistic programming. Edward and Pyro are built on top of the deep learning libraries TensorFlow [Abadi et al. 2016] and PyTorch [Paszke et al. 2017] respectively, and support a range of efficient inference algorithms. However, they lack the conciseness and formalism of some of the other systems, and in many cases require sophisticated understanding of inference.

⁸In the full version of Stan these statements can be “vectorised” for efficiency, e.g. `y ~ normal(theta, sigma)`;

Other languages and systems include Hakaru [Narayanan et al. 2016], Figaro [Pfeffer 2009], Fun [Borgström et al. 2011], Greta [Golding et al. 2018] and many others.

The rest of this section addresses related work done mostly within the programming languages community, which focuses on the semantics (§§ 6.1), static analysis (§§ 6.2), and usability (§§ 6.3) of probabilistic programming languages. A more extensive overview of the connection between probabilistic programming and programming language research is given by Gordon et al. [2014b].

6.1 Formalisation of Probabilistic Programming Languages

There has been extensive work on the formalisation of probabilistic programming languages syntax and semantics. A widely accepted denotational semantics formalisation is that of Kozen [1981]. Other work includes a domain-theoretic semantics [Jones and Plotkin 1989], measure-theoretic semantics [Borgström et al. 2011; Ścibior et al. 2015; Toronto et al. 2015], operational semantics [Borgström et al. 2016a; Dal Lago and Zorzi 2012; Staton et al. 2016], and more recently, categorical formalisation for higher-order probabilistic programs [Heunen et al. 2017]. Most previous work specifies either a measure-theoretic denotational semantics, or a sampling-based operational semantics. Some work [Huang and Morrisett 2016; Hur et al. 2015; Staton et al. 2016] gives both denotational and operational semantics, and shows a correspondence between the two.

The density-based semantics we specify for Stan and SlicStan is inspired by the work of Hur et al. [2015], who give an operational sampling-based semantics to the imperative language PROB. Intuitively, the difference between the two styles of operational semantics is:

- Operational *density-based* semantics specifies how a program S is executed to evaluate the (unnormalised) posterior density $p^*(\theta \mid \mathcal{D})$ at some specific point θ of the parameter space.
- Operational *sampling-based* semantics specifies how a program S is executed to evaluate the (unnormalised) probability $p^*(t)$ of the program generating some specific trace of samples t .

Refer to Appendix B.2 for examples and further discussion of the differences between density-based and sampling-based semantics.

6.2 Static Analysis for Probabilistic Programming Languages

Work on static analysis for probabilistic programs includes several papers that focus on improving efficiency of inference. R2 [Nori et al. 2014] applies a semantics-preserving transformation to the probabilistic program, and then uses a modified version of the Metropolis–Hastings algorithm that exploits the structure of the model. This results in more efficient sampling, which can be further improved by *slicing* the program to only contain parts relevant to estimating a target probability distribution [Hur et al. 2014]. Claret et al. [2013] present a new inference algorithm that is based on data-flow analysis. Hakaru [Narayanan et al. 2016] is a relatively new probabilistic programming language embedded in Haskell, which performs automatic and semantic-preserving transformations on the program, in order to calculate conditional distributions and perform exact inference by computer algebra. The PSI system [Gehr et al. 2016] analyses probabilistic programs using a symbolic domain, and outputs a simplified expression representing the posterior distribution. The Julia-embedded language Gen [Cusumano-Towner and Mansinghka 2018] uses type inference to automatically generate inference tactics for different sub-parts of the model. Similarly to Turing, the user then combines the generated tactics to build a model-specific inference algorithm.

With the exception of the work on slicing [Hur et al. 2014], which is shown to work with Church and Infer.NET, each of the above systems either uses its own probabilistic language or the method is applicable only to a restricted type of models (for example boolean probabilistic programs). SlicStan is different in that it uses information flow analysis and type inference in order to self-optimize to Stan — a scalable probabilistic programming language with a large user-base.

6.3 Usability of Probabilistic Programming Languages

This paper also relates to the line of work on usability of probabilistic programming languages. Gordon et al. [2014a] implement a schema-driven language, Tabular, which allows probabilistic programs to be written as annotated relational schemas. Fabular [Borgström et al. 2016b] extends this idea by incorporating syntax for hierarchical linear regression inspired by the lme4 package [Bates et al. 2014]. BayesDB [Mansinghka et al. 2015] introduces BQL (Bayesian Query Language), which can be used to answer statistical questions about data, through SQL-like queries. Other work includes visualisation of probabilistic programs, in the form of graphical models [Bishop et al. 2002; Gilks et al. 1994; Gorinova et al. 2016], and more data-driven approaches, such as synthesising programs from relational datasets [Chasins and Phothilimthana 2017; Nori et al. 2015].

7 CONCLUSION

Probabilistic inference is a challenging task. As a consequence, existing probabilistic languages are forced to trade off efficiency of inference for range of supported models and usability. For example, Stan, an increasingly popular probabilistic programming language, makes efficient scalable automatic inference possible, but sacrifices compositionality of the language.

This paper formalises the syntax of a core subset of Stan and gives its operational *density-based semantics*; it introduces a new, compositional probabilistic programming language, SlicStan; and it gives a semantic-preserving procedure for translating SlicStan to Stan. SlicStan adopts an *information-flow type system*, that captures the taxonomy classes of variables of the probabilistic model. The classes can be inferred to automatically optimise the program for probabilistic inference. To the best of our knowledge, this work is the first formal treatment of the Stan language.

We show that the use of static analysis and formal language treatment can facilitate efficient black-box probabilistic inference, and improve usability. Looking forward, it would be interesting to formalise the usage of pseudo-random generators inside of Stan. Variables in the **generated quantities** block can be generated using pseudo-random number generators. In other words, the user can explicitly compose Hamiltonian Monte Carlo with forward (ancestral) sampling to improve inference performance. SlicStan can be extended to automatically determine what the most efficient way to sample a variable is, which could significantly improve usability. Another interesting future direction would be to adapt the sampling-based semantics of Hur et al. [2015] to SlicStan and establish how the density-based semantics of this paper corresponds to it.

ACKNOWLEDGMENTS

We thank Bob Carpenter and the Stan team for insightful discussions, and the anonymous reviewers and George Papamakarios for useful comments. Maria Gorinova was supported by the EPSRC Centre for Doctoral Training in Data Science, funded by the UK Engineering and Physical Sciences Research Council (grant EP/L016427/1) and the University of Edinburgh.

REFERENCES

- Martín Abadi, Anindya Banerjee, Nevin Heintze, and Jon G Riecke. 1999. A core calculus of dependency. In *Proceedings of the 26th ACM SIGPLAN-SIGACT symposium on Principles of Programming Languages (POPL)*. ACM, 147–160.
- Martín Abadi, Paul Barham, Jianmin Chen, Zhifeng Chen, Andy Davis, Jeffrey Dean, Matthieu Devin, Sanjay Ghemawat, Geoffrey Irving, Michael Isard, et al. 2016. TensorFlow: A System for Large-Scale Machine Learning. In *OSDI*, Vol. 16. 265–283.
- Douglas Bates, Martin Maechler, Ben Bolker, Steven Walker, et al. 2014. lme4: Linear mixed-effects models using Eigen and S4. *R package version 1*, 7 (2014), 1–23.
- Michael Betancourt. 2014. Hamiltonian Monte Carlo and Stan. *Machine Learning Summer School (MLSS) lecture notes* (2014).
- Michael Betancourt. 2017. A conceptual introduction to Hamiltonian Monte Carlo. *arXiv preprint arXiv:1701.02434* (2017).

- Christopher M Bishop, David Spiegelhalter, and John Winn. 2002. VIBES: A variational inference engine for Bayesian networks. In *Advances in Neural Information Processing Systems*. 777–784.
- Johannes Borgström, Ugo Dal Lago, Andrew D. Gordon, and Marcin Szymczak. 2016a. A Lambda-calculus Foundation for Universal Probabilistic Programming. In *Proceedings of the 21st ACM SIGPLAN International Conference on Functional Programming (ICFP 2016)*. ACM, New York, NY, USA, 33–46. <https://doi.org/10.1145/2951913.2951942>
- Johannes Borgström, Andrew D. Gordon, Michael Greenberg, James Margetson, and Jurgen Van Gael. 2011. Measure Transformer Semantics for Bayesian Machine Learning. In *Proceedings of the 20th European Conference on Programming Languages and Systems: Part of the Joint European Conferences on Theory and Practice of Software (ESOP'11/ETAPS'11)*. Springer-Verlag, Berlin, Heidelberg, 77–96. <http://dl.acm.org/citation.cfm?id=1987211.1987216>
- Johannes Borgström, Andrew D. Gordon, Long Ouyang, Claudio Russo, Adam Ścibior, and Marcin Szymczak. 2016b. Fabular: Regression Formulas As Probabilistic Programming. In *Proceedings of the 43rd Annual ACM SIGPLAN-SIGACT Symposium on Principles of Programming Languages (POPL '16)*. ACM, New York, NY, USA, 271–283. <https://doi.org/10.1145/2837614.2837653>
- Bob Carpenter, Andrew Gelman, Matthew Hoffman, Daniel Lee, Ben Goodrich, Michael Betancourt, Marcus Brubaker, Jiqiang Guo, Peter Li, and Allen Riddell. 2017. Stan: A Probabilistic Programming Language. *Journal of Statistical Software, Articles* 76, 1 (2017), 1–32. <https://doi.org/10.18637/jss.v076.i01>
- Sarah Chasins and Phitchaya Mangpo Phothilimthana. 2017. Data-Driven Synthesis of Full Probabilistic Programs. In *International Conference on Computer Aided Verification*. Springer, 279–304.
- Guillaume Claret, Sriram K Rajamani, Aditya V Nori, Andrew D Gordon, and Johannes Borgström. 2013. Bayesian inference using data flow analysis. In *Proceedings of the 2013 9th Joint Meeting on Foundations of Software Engineering*. ACM, 92–102.
- Marco Cusumano-Towner and Vikash K. Mansinghka. 2018. A Design Proposal for Gen: Probabilistic Programming with Fast Custom Inference via Code Generation. *Workshop on Machine Learning and Programming Languages (MAPL) (2018)*.
- Ugo Dal Lago and Margherita Zorzi. 2012. Probabilistic operational semantics for the lambda calculus. *RAIRO-Theoretical Informatics and Applications* 46, 3 (2012), 413–450.
- Hong Ge, Kai Xu, and Zoubin Ghahramani. 2018. Turing: A Language for Flexible Probabilistic Inference. In *Proceedings of the Twenty-First International Conference on Artificial Intelligence and Statistics (AISTATS) (Proceedings of Machine Learning Research)*, Amos Storkey and Fernando Perez-Cruz (Eds.), Vol. 84. PMLR, Playa Blanca, Lanzarote, Canary Islands, 1682–1690. <http://proceedings.mlr.press/v84/ge18b.html>
- Timon Gehr, Sasa Misailovic, and Martin Vechev. 2016. PSI: Exact symbolic inference for probabilistic programs. In *International Conference on Computer Aided Verification*. Springer, 62–83.
- Andrew Gelman, John B Carlin, Hal S Stern, David B Dunson, Aki Vehtari, and Donald B Rubin. 2013. *Bayesian Data Analysis*. Chapman & Hall/CRC Press, London, third edition.
- Andrew Gelman and Jennifer Hill. 2007. *Data analysis using Regression and Multilevel/Hierarchical Models*. Cambridge University Press. 625 pages.
- W R Gilks, A Thomas, and D. J. Spiegelhalter. 1994. A language and program for complex Bayesian modelling. *The Statistician* 43 (1994), 169–178.
- Joseph A Gougen and José Meseguer. 1982. Security policies and security models. In *Security and Privacy, 1982 IEEE Symposium on*. IEEE, 11–11.
- Nick Golding, Tymoteusz Wołodźko, and Ben Marwick. 2018. Greta: Simple and Scalable Statistical Modelling in R. 2018. <https://greta-dev.github.io/greta/index.html>
- Noah Goodman, Vikash Mansinghka, Daniel Roy, Keith Bonawitz, and Daniel Tarlow. 2012. Church: a language for generative models. *arXiv preprint arXiv:1206.3255* (2012).
- Andrew D Gordon, Thore Graepel, Nicolas Rolland, Claudio Russo, Johannes Borgstrom, and John Guiver. 2014a. Tabular: a schema-driven probabilistic programming language. In *ACM SIGPLAN Notices*, Vol. 49. ACM, 321–334.
- Andrew D. Gordon, Thomas A. Henzinger, Aditya V. Nori, and Sriram K. Rajamani. 2014b. Probabilistic programming. In *Future of Software Engineering (FOSE 2014)*. 167–181.
- Maria I. Gorinova, Andrew D. Gordon, and Charles Sutton. 2018a. SlicStan: A Blockless Stan-like Language. *StanCon*. <https://doi.org/10.5281/zenodo.1284348>
- Maria I. Gorinova, Andrew D. Gordon, and Charles Sutton. 2018b. SlicStan: Improving Probabilistic Programming using Information Flow Analysis. *Probabilistic Programming Languages, Semantics, and Systems (PPS 2018)* (2018).
- Maria I. Gorinova, Advait Sarkar, Alan F. Blackwell, and Don Syme. 2016. A Live, Multiple-Representation Probabilistic Programming Environment for Novices. In *Proceedings of the 2016 CHI Conference on Human Factors in Computing Systems (CHI '16)*. ACM, New York, NY, USA, 2533–2537. <https://doi.org/10.1145/2858036.2858221>
- Chris Heunen, Ohad Kammar, Sam Staton, and Hongseok Yang. 2017. A Convenient Category for Higher-Order Probability Theory. *arXiv preprint arXiv:1701.02547* (2017).

- Matthew D Hoffman and Andrew Gelman. 2014. The No-U-turn sampler: adaptively setting path lengths in Hamiltonian Monte Carlo. *Journal of Machine Learning Research* 15, 1 (2014), 1593–1623.
- Daniel Huang and Greg Morrisett. 2016. An application of computable distributions to the semantics of probabilistic programming languages. In *European Symposium on Programming Languages and Systems*. Springer, 337–363.
- Chung-Kil Hur, Aditya V. Nori, Sriram K. Rajamani, and Selva Samuel. 2015. A Provably Correct Sampler for Probabilistic Programs. In *35th IARCS Annual Conference on Foundation of Software Technology and Theoretical Computer Science, FSTTCS 2015, December 16-18, 2015, Bangalore, India (LIPICs)*, Prahladh Harsha and G. Ramalingam (Eds.), Vol. 45. Schloss Dagstuhl - Leibniz-Zentrum fuer Informatik, 475–488. <https://doi.org/10.4230/LIPICs.FSTTCS.2015.475>
- Chung-Kil Hur, Aditya V Nori, Sriram K Rajamani, and Selva Samuel. 2014. Slicing probabilistic programs. In *ACM SIGPLAN Notices*, Vol. 49. ACM, 133–144.
- Claire Jones and Gordon D Plotkin. 1989. A Probabilistic Powerdomain of Evaluations. In *Logic in Computer Science, 1989. LICS'89, Proceedings., Fourth Annual Symposium on*. IEEE, 186–195.
- Dexter Kozen. 1981. Semantics of Probabilistic Programs. *Journal of computer and system sciences* 22, 3 (1981), 328–350.
- David Lunn, Christopher Jackson, Nicky Best, Andrew Thomas, and David Spiegelhalter. 2013. *The BUGS Book*. CRC Press.
- Vikash Mansinghka, Daniel Selsam, and Yura Perov. 2014. Venture: a higher-order probabilistic programming platform with programmable inference. *arXiv preprint arXiv:1404.0099* (2014).
- Vikash Mansinghka, Richard Tibbetts, Jay Baxter, Pat Shafto, and Baxter Eaves. 2015. BayesDB: A probabilistic programming system for querying the probable implications of data. *arXiv preprint arXiv:1512.05006* (2015).
- T. Minka, J.M. Winn, J.P. Guiver, S. Webster, Y. Zaykov, B. Yangel, A. Spengler, and J. Bronskill. 2014. Infer.NET 2.6. Microsoft Research Cambridge. <http://research.microsoft.com/infernet>.
- Iain Murray. 2007. *Advances in Markov Chain Monte Carlo methods*. University of London, University College London (United Kingdom).
- Praveen Narayanan, Jacques Carette, Wren Romano, Chung-chieh Shan, and Robert Zinkov. 2016. Probabilistic Inference by Program Transformation in Hakaru (System Description). In *Functional and Logic Programming*, Oleg Kiselyov and Andy King (Eds.). Springer International Publishing, Cham, 62–79.
- Radford M Neal. 2003. Slice sampling. *Annals of statistics* (2003), 705–741.
- Radford M Neal et al. 2011. MCMC using Hamiltonian dynamics. *Handbook of Markov Chain Monte Carlo* 2, 11 (2011).
- Aditya V Nori, Chung-Kil Hur, Sriram K Rajamani, and Selva Samuel. 2014. R2: An Efficient MCMC Sampler for Probabilistic Programs.. In *AAAI*. 2476–2482.
- Aditya V Nori, Sherjil Ozair, Sriram K Rajamani, and Deepak Vijaykeerthy. 2015. Efficient synthesis of probabilistic programs. In *ACM SIGPLAN Notices*, Vol. 50. ACM, 208–217.
- Omiros Papaspiliopoulos, Gareth O Roberts, and Martin Sköld. 2007. A general framework for the parametrization of hierarchical models. *Statist. Sci.* (2007), 59–73.
- Adam Paszke, Sam Gross, Soumith Chintala, Gregory Chanan, Edward Yang, Zachary DeVito, Zeming Lin, Alban Desmaison, Luca Antiga, and Adam Lerer. 2017. Automatic differentiation in PyTorch. (2017).
- Avi Pfeffer. 2009. Figaro: An object-oriented probabilistic programming language. *Charles River Analytics Technical Report* 137 (2009), 96.
- Martyn Plummer et al. 2003. JAGS: A program for analysis of Bayesian graphical models using Gibbs sampling. In *Proceedings of the 3rd international workshop on distributed statistical computing*, Vol. 124. Vienna, Austria.
- Andrei Sabelfeld and Andrew C Myers. 2003. Language-based information-flow security. *IEEE Journal on selected areas in communications* 21, 1 (2003), 5–19.
- John Salvatier, Thomas V. Wiecki, and Christopher Fonnesbeck. 2016. Probabilistic programming in Python using PyMC3. *PeerJ Computer Science* 2 (April 2016), e55. <https://doi.org/10.7717/peerj-cs.55>
- Adam Ścibior, Zoubin Ghahramani, and Andrew D Gordon. 2015. Practical probabilistic programming with monads. In *ACM SIGPLAN Notices*, Vol. 50. ACM, 165–176.
- Geoffrey Smith. 2007. Principles of secure information flow analysis. *Malware Detection* (2007), 291–307.
- Stan Development Team. 2017. Stan Modeling Language: User’s Guide and Reference Manual. <http://mc-stan.org>.
- Stan Development Team. 2018a. RStan: the R interface to Stan. <http://mc-stan.org/> R package version 2.17.3.
- Stan Development Team. 2018b. Stan GitHub Repositories. <https://github.com/stan-dev>
- Sam Staton, Hongseok Yang, Frank Wood, Chris Heunen, and Ohad Kammar. 2016. Semantics for probabilistic programming: higher-order functions, continuous distributions, and soft constraints. In *Proceedings of the 31st Annual ACM/IEEE Symposium on Logic in Computer Science*. ACM, 525–534.
- Marcin Szyczak. 2018. *Programming language semantics as a foundation for Bayesian inference*. Ph.D. Dissertation. The University of Edinburgh.
- Sean J Taylor and Benjamin Letham. 2017. Forecasting at Scale. <https://facebookincubator.github.io/prophet/>.
- Neil Toronto, Jay McCarthy, and David Van Horn. 2015. Running probabilistic programs backwards. In *European Symposium on Programming Languages and Systems*. Springer, 53–79.

- Dustin Tran, Matthew D. Hoffman, Srinivas Vasudevan, Christopher Suter, Dave Moore, Alexey Radul, Matthew Johnson, and Rif A. Saurous. 2018. Edward2: Simple, Distributed, Accelerated. (2018). https://github.com/tensorflow/probability/tree/master/tensorflow_probability/python/edward2 To appear in Advances in Neural Information Processing Systems.
- Dustin Tran, Alp Kucukelbir, Adji B. Dieng, Maja Rudolph, Dawen Liang, and David M. Blei. 2016. Edward: A library for probabilistic modeling, inference, and criticism. *arXiv preprint arXiv:1610.09787* (2016).
- Uber AI Labs. 2017. Pyro: A deep probabilistic programming language. <http://pyro.ai/>.
- Dennis Volpano, Cynthia Irvine, and Geoffrey Smith. 1996. A sound type system for secure flow analysis. *Journal of computer security* 4, 2-3 (1996), 167–187.
- Frank Wood, Jan Willem van de Meent, and Vikash Mansinghka. 2014. A New Approach to Probabilistic Programming Inference. In *Proceedings of the 17th International conference on Artificial Intelligence and Statistics*. 1024–1032.

A DEFINITIONS AND PROOFS

A.1 Definitions

Definition A.1 (Assigns-to set $W(S)$). $W(S)$ is the set that contains the names of global variables that have been assigned to within the statement S . It is defined recursively as follows:

$$\begin{aligned} W(x[E_1] \dots [E_n] = E) &= \{x\} & W(\mathbf{skip}) &= \emptyset \\ W(\{Tx; S\}) &= W(S) \setminus \{x\} & W(\mathbf{if}(E) S_1 \mathbf{else} S_2) &= W(S_1) \cup W(S_2) \\ W(S_1; S_2) &= W(S_1) \cup W(S_2) & W(\mathbf{for}(x \mathbf{in} E_1 : E_2) S) &= W(S) \setminus \{x\} \end{aligned}$$

Definition A.2 (Reads set $R(S)$). $R(S)$ is the set that contains the names of global variables that have been read within the statement S . It is defined recursively as follows:

$$\begin{aligned} R(x) &= \{x\} & R(x[E_1] \dots [E_n] = E) &= \bigcup_{i=1}^n R(E_i) \cup R(E) \\ R(c) &= \emptyset & R(\{Tx; S\}) &= R(S) \setminus \{x\} \\ R([E_1, \dots, E_n]) &= \bigcup_{i=1}^n R(E_i) & R(S_1; S_2) &= R(S_1) \cup R(S_2) \\ R(E_1[E_2]) &= R(E_1) \cup R(E_2) & R(\mathbf{skip}) &= \emptyset \\ R(f(E_1, \dots, E_n)) &= \bigcup_{i=1}^n R(E_i) & R(\mathbf{if}(E) S_1 \mathbf{else} S_2) &= R(E) \cup R(S_1) \cup R(S_2) \\ R(F(E_1, \dots, E_n)) &= \bigcup_{i=1}^n R(E_i) & R(\mathbf{for}(x \mathbf{in} E_1 : E_2) S) &= R(E_1) \cup R(E_2) \cup R(S) \setminus \{x\} \end{aligned}$$

Definition A.3 (Type of expression E in Γ). $\Gamma(E)$ is the type of the expression E with respect to Γ :

$$\begin{aligned} \Gamma(x) &= (\tau, \ell) \text{ for } x : (\tau, \ell) \in \Gamma \\ \Gamma(c) &= (\mathbf{ty}(c), \mathbf{DATA}) \\ \Gamma([E_1, \dots, E_n]) &= (\tau[], \ell_1 \sqcup \dots \sqcup \ell_n) \text{ if } \Gamma(E_i) = (\tau, \ell_i) \text{ for } i \in 1..n, \text{ and } \ell' \sqcup \ell'' \text{ denoting the least} \\ &\text{upper bound of } \ell' \text{ and } \ell'', \text{ , and it is undefined otherwise.} \\ \Gamma(E_1[E_2]) &= (\tau, \ell \sqcup \ell') \text{ if } \Gamma(E_1) = (\tau[], \ell) \text{ and } \Gamma(E_2) = (\mathbf{int}, \ell'), \text{ and it is undefined otherwise.} \\ \Gamma(f(E_1, \dots, E_n)) &= (\tau, \ell) \text{ if } \Gamma(E_i) = (\tau_i, \ell_i) \text{ for } i \in 1..n, \text{ and } f : (\tau_1, \ell_1), \dots, (\tau_n, \ell_n) \rightarrow (\tau, \ell). \end{aligned}$$

The *elaboration relation* transforms SlicStan statements and expressions to Core Stan statements and expressions. Thus, throughout this document, we use the terms “elaborated statement” and “elaborated expression” to mean a Core Stan statement and a Core Stan expression respectively.

Definition A.4 (Vectorising functions v_Γ, v_E, v_S).

(1) $v_\Gamma(\Gamma, n) \triangleq \{x : (\tau[n], \ell)\}_{x:(\tau, \ell) \in \Gamma}$, for any typing environment Γ .

(2) $v_E(x, \Gamma, E)$ is defined for a variable x , typing environment Γ , and an elaborated expression E :

$$\begin{aligned} v_E(x, \Gamma, x') &= \begin{cases} x'[x] & \text{if } x' \in \text{dom}(\Gamma) \\ x' & \text{if } x' \notin \text{dom}(\Gamma) \end{cases} & v_E(x, \Gamma, [E_1, \dots, E_n]) &= [v_E(E_1), \dots, v_E(E_n)] \\ & & v_E(x, \Gamma, E_1[E_2]) &= v_E(E_1)[v_E(E_2)] \\ v_E(x, \Gamma, c) &= c & v_E(x, \Gamma, f(E_1, \dots, E_n)) &= f(v_E(E_1), \dots, v_E(E_n)) \end{aligned}$$

(3) $v_S(x, \Gamma, S)$ is defined for a variable x , typing environment Γ , and an elaborated statement S :

$$\begin{aligned} v_S(x, \Gamma, L = E) &= (v_E(L) = v_E(E)) & v_S(x, \Gamma, \mathbf{for}(x' \mathbf{in} E_1 : E_2) S') &= \\ v_S(x, \Gamma, S_1; S_2) &= v_S(x, \Gamma, S_1); v_S(x, \Gamma, S_2) & \mathbf{for}(x' \mathbf{in} v_E(E_1) : v_E(E_2)) v_S(S') & \\ v_S(x, \Gamma, \mathbf{if}(E) S_1 \mathbf{else} S_2) &= & v_S(\mathbf{skip}) &= \mathbf{skip} \\ & \mathbf{if}(v_E(E)) v_S(S_1) \mathbf{else} v_S(S_2) & & \end{aligned}$$

Definition A.5 ($R_{\Gamma+\ell}(S)$). $R_{\Gamma+\ell}(S)$ is the set that contains the names of global variables that have been read at level ℓ with respect to Γ within the statement S . It is defined recursively as follows:

$$\begin{aligned} R_{\Gamma+\ell}(x) &= \emptyset & R_{\Gamma+\ell}(L = E) &= \begin{cases} R_{\Gamma+\ell}(L) \cup R(E) & \text{if } \Gamma(L) = \ell \\ \emptyset & \text{otherwise} \end{cases} \\ R_{\Gamma+\ell}(x[E_1] \dots [E_n]) &= \begin{cases} \bigcup_{i=1}^n R(E_i) & \text{if } \Gamma(x) = \ell \\ \emptyset & \text{otherwise} \end{cases} & R_{\Gamma+\ell}(S_1; S_2) &= R_{\Gamma+\ell}(S_1) \cup R_{\Gamma+\ell}(S_2) \end{aligned}$$

$$\begin{aligned}
R_{\Gamma+\ell}(\mathbf{skip}) &= \emptyset \\
\text{For } S &= \mathbf{if}(E) S_1 \mathbf{else} S_2, \text{ and} \\
A &= R_{\Gamma+\ell}(S_1) \cup R_{\Gamma+\ell}(S_2): \\
R_{\Gamma+\ell}(S) &= \begin{cases} R(E) \cup A & \text{if } A \neq \emptyset \\ \emptyset & \text{otherwise} \end{cases}
\end{aligned}$$

For $S = \mathbf{for}(x \text{ in } E_1 : E_2) S'$, and

$$A = R_{\Gamma+\ell}(S')$$

$$R_{\Gamma+\ell}(S) = \begin{cases} R(E_1) \cup R(E_2) \cup A & \text{if } A \neq \emptyset \\ \emptyset & \text{otherwise} \end{cases}$$

Definition A.6 ($W_{\Gamma+\ell}(S)$). $W_{\Gamma+\ell}(S) \triangleq \{x \in W(S) \mid \Gamma(x) = (\tau, \ell) \text{ for some } \tau\}$

Definition A.7. Merging Stan programs $P_1; P_2$

Let P_1 and P_2 be two Stan programs, such that for $i = 1, 2$:

$$\begin{aligned}
P_i &= \mathbf{data}\{\Gamma_d^{(i)}\} \\
&\quad \mathbf{transformed\ data}\{\Gamma_d^{(i)'} \ S_d^{(i)'}\} \\
&\quad \mathbf{parameters}\{\Gamma_m^{(i)}\} \\
&\quad \mathbf{transformed\ parameters}\{\Gamma_m^{(i)'} \ S_m^{(i)'}\} \\
&\quad \mathbf{model}\{\Gamma_m^{(i)''} \ S_m^{(i)''}\} \\
&\quad \mathbf{generated\ quantities}\{\Gamma_q^{(i)} \ S_q^{(i)}\}
\end{aligned}$$

The sequence of P_1 and P_2 , written $P_1; P_2$ is then defined as:

$$\begin{aligned}
P_i &= \mathbf{data}\{\Gamma_d^{(1)}, \Gamma_d^{(2)}\} \\
&\quad \mathbf{transformed\ data}\{\Gamma_d^{(1)'} \ , \Gamma_d^{(2)'} \ S_d^{(1)'} ; S_d^{(2)'}\} \\
&\quad \mathbf{parameters}\{\Gamma_m^{(1)}, \Gamma_m^{(2)}\} \\
&\quad \mathbf{transformed\ parameters}\{\Gamma_m^{(1)'} \ , \Gamma_m^{(2)'} \ S_m^{(1)'} ; S_m^{(2)'}\} \\
&\quad \mathbf{model}\{\Gamma_m^{(1)''} \ , \Gamma_m^{(2)''} \ S_m^{(1)''} ; S_m^{(2)''}\} \\
&\quad \mathbf{generated\ quantities}\{\Gamma_q^{(1)}, \Gamma_q^{(2)} \ S_q^{(1)} ; S_q^{(2)}\}
\end{aligned}$$

A.2 Proof of Semantic Preservation of Shredding

LEMMA A.8. *If $s \models \Gamma$ then $\text{dom}(s) = \text{dom}(\Gamma)$.*

PROOF. By inspection of the definition of $s \models \Gamma$. □

LEMMA A.9. *If S is well-typed in some environment Γ , $x \in \text{dom}(s)$ and $(s, S) \Downarrow s'$ and $x \notin W(S)$ then $s(x) = s'(x)$.*

PROOF. By induction on the derivation $(s, S) \Downarrow s'$. □

LEMMA A.10. *If $(s_1, S) \Downarrow s'_1$ and $(s_2, S) \Downarrow s'_2$ for some s_1, s'_1, s_2, s'_2 , and $s_1(x) = s_2(x)$ for all $x \in A$, where $A \supseteq R(S)$, then $s'_1(y) = s'_2(y)$ for all $y \in A \cup W(S)$.*

PROOF. By induction on the structure of S . □

RESTATEMENT OF LEMMA 4.2(SHREDDING PRODUCES SINGLE-LEVEL STATEMENTS)

$$S \Downarrow_{\Gamma} (S_D, S_M, S_Q) \implies \Gamma \vdash \mathbf{DATA}(S_D) \wedge \Gamma \vdash \mathbf{MODEL}(S_M) \wedge \Gamma \vdash \mathbf{GENQUANT}(S_Q)$$

PROOF. By rule induction on the derivation of $S \Downarrow_{\Gamma} (S_D, S_M, S_Q)$. □

RESTATEMENT OF LEMMA 4.4 (STATEMENT REORDERING) *For statements S_1 and S_2 that are well-typed in Γ , if $R(S_1) \cap W(S_2) = \emptyset$, $W(S_1) \cap R(S_2) = \emptyset$, and $W(S_1) \cap W(S_2) = \emptyset$ then $S_1; S_2 \simeq S_2; S_1$.*

PROOF. Let $R_i = R(S_i)$ and $W_i = W(S_i)$ for $i = 1, 2$. Take any state s and assume that $s \models \Gamma$. Suppose that $(s, S_1) \Downarrow s_1$, $(s, S_2) \Downarrow s_2$, $(s_1, S_2) \Downarrow s_{12}$, and $(s_2, S_1) \Downarrow s_{21}$. We want to prove that $s_{12} = s_{21}$.

By Theorem 3.1 and Lemma A.8, we have $\text{dom}(\Gamma) = \text{dom}(s) = \text{dom}(s_1) = \text{dom}(s_2) = \text{dom}(s_{12}) = \text{dom}(s_{21})$. Now, as S_1 writes only to W_1 , by Lemma A.9, we have that for all variables $x \in \text{dom}(\Gamma)$:

$$x \notin W_1 \implies s(x) = s_1(x) \wedge s_2(x) = s_{21}(x) \quad (2)$$

But R_2 and W_1 are disjoint, and W_2 and W_1 are disjoint, therefore $x \notin W_1$ for all $x \in R_2 \cup W_2$, and hence by Lemma A.9:

$$x \in R_2 \cup W_2 \implies s(x) = s_1(x) \wedge s_2(x) = s_{21}(x) \quad (3)$$

If two states are equal up to all variables in $R(S_2)$, then S_2 has the same effect on them (Lemma A.10). Combining this with (3) gives us:

$$x \in R_2 \cup W_2 \implies s_2(x) = s_{12}(x) \quad (4)$$

Next, combining (3) and (4), gives us:

$$x \in R_2 \cup W_2 \implies s_2(x) = s_{12}(x) = s_{21}(x) \quad (5)$$

Applying the same reasoning, but starting from S_2 , we also obtain:

$$x \notin W_2 \implies s(x) = s_2(x) \wedge s_1(x) = s_{12}(x) \quad (6)$$

$$x \in R_1 \cup W_1 \implies s_1(x) = s_{21}(x) = s_{12}(x) \quad (7)$$

Finally, we have:

- $\forall x \in R_1 \cap W_2. s_{12}(x) = s_{21}(x)$, as $R_1 \cap W_2 = \emptyset$;
- $\forall x \in W_1 \cap R_2. s_{12}(x) = s_{21}(x)$, as $W_1 \cap R_2 = \emptyset$;
- $\forall x \in W_1 \cap W_2. s_{12}(x) = s_{21}(x)$, as $W_1 \cap W_2 = \emptyset$;
- $\forall x \notin W_1 \cup W_2. s_{12}(x) = s_{21}(x)$, by combining (2) with (6);
- $\forall x \in R_2 \cup W_2. s_{12}(x) = s_{21}(x)$, by (5);
- $\forall x \in R_1 \cup W_1. s_{12}(x) = s_{21}(x)$, by (7);

This covers all possible cases for $x \in \text{dom}(\Gamma)$, therefore $\forall x \in \text{dom}(\Gamma). s_{12}(x) = s_{21}(x)$. But $\text{dom}(\Gamma) = \text{dom}(s_{12}) = \text{dom}(s_{21})$, thus $s_{12} = s_{21}$. □

LEMMA A.11. *If $\Gamma(x) = (\tau, \ell)$, $\Gamma \vdash E : (\tau', \ell')$, and $x \in R(E)$ then $\ell \leq \ell'$.*

PROOF. By induction on the structure of the derivation $\Gamma \vdash E : (\tau', \ell')$. □

LEMMA A.12. *If $\Gamma(E) = (\tau, \ell)$, $\Gamma \vdash \ell'(S)$, and E occurs in S , then $\ell \leq \ell'$.*

PROOF. By induction on the structure of S . □

RESTATEMENT OF LEMMA 4.5

If $\Gamma \vdash \ell_1(S_1)$, $\Gamma \vdash \ell_2(S_2)$ and $\ell_1 < \ell_2$ then $R(S_1) \cap W(S_2) = \emptyset$ and $W(S_1) \cap W(S_2) = \emptyset$.

PROOF. Suppose $\Gamma \vdash \ell_1(S_1)$, $\Gamma \vdash \ell_2(S_2)$ and $\ell_1 < \ell_2$. Then, directly from Definition 4.1, we have that $W(S_1) \cap W(S_2) = \emptyset$. Next, we prove by contradiction that $R(S_1) \cap W(S_2) = \emptyset$. Suppose that for some x , $x \in R(S_1)$ and $x \in W(S_2)$. From $x \in W(S_2)$ and $\Gamma \vdash \ell_2(S_2)$, we have $\Gamma(x) = (\tau, \ell_2)$ for some τ . From the definition of $R(S_1)$ and $x \in R(S_1)$, there must be an expression E in S_1 , such that $x \in R(E)$. Suppose $\Gamma(E) = (\tau_E, \ell_E)$. Now, $\Gamma(x) = (\tau, \ell_2)$, $x \in R(E)$, and $\Gamma \vdash E : (\tau_E, \ell_E)$, therefore $\ell_2 \leq \ell_E$ (Lemma A.11). But $\Gamma \vdash \ell_1(S_1)$, and E occurs in S_1 , therefore $\ell_E \leq \ell_1$ (Lemma A.12).

We have $\ell_2 \leq \ell_E \leq \ell_1$. But $\ell_1 < \ell_2$, which is a contradiction. □

RESTATEMENT OF LEMMA 4.6

If $\Gamma \vdash \ell(S)$, then $R_{\Gamma+\ell}(S) = R(S)$ and $W_{\Gamma+\ell}(S) = W(S)$.

PROOF. Suppose $\Gamma \vdash \ell(S)$. The first equality, $R_{\Gamma+\ell}(S) = R(S)$, follows by structural induction on $R_{\Gamma+\ell}(S)$. Furthermore, by definition of single-level statements, if $x \in W(S)$, then $\Gamma(x) = (\tau, \ell)$ for some τ . Thus, by definition of $W_{\Gamma+\ell}(S)$, we have that $W_{\Gamma+\ell}(S) = W(S)$. \square

LEMMA A.13 (ASSOCIATIVITY OF \simeq). $S_1; (S_2; S_3) \simeq (S_1; S_2); S_3$ for any S_1, S_2 , and S_3 .

PROOF. By expanding the definition of statement equivalence (Definition 4.3). \square

LEMMA A.14 (CONGRUENCE OF \simeq). If $S_1 \simeq S_2$ then $S_1; S \simeq S_2; S$ and $S; S_1 \simeq S; S_2$ for any S .

PROOF. By expanding the definition of statement equivalence (Definition 4.3). \square

LEMMA A.15. For any two states s, s' , and a statement **for**(x in $g_1 : g_2$) S , suppose $n_1 = s(g_1)$, $n_2 = s(g_2)$ and $n_1 \leq n_2$. Then $(s, \mathbf{for}(x \text{ in } g_1 : g_2) S) \Downarrow s'$ if and only if there exists s_x , such that $(s, x = n_1; S; x = (n_1 + 1); S \dots x = n_2; S) \Downarrow s_x$ and $s' = s_x[-x]$.

PROOF. By induction on $n = n_2 - n_1$. \square

LEMMA A.16. If $x \notin W(S_1)$ then $(x = n; S_1; S_2) \simeq (x = n; S_1; x = n; S_2)$.

PROOF. By expanding the definition of statement equivalence (Definition 4.3). \square

LEMMA A.17. If $\Gamma \vdash \ell_1(S_1)$, $\Gamma \vdash \ell_2(S_2)$, $\ell_1 < \ell_2$, $\Gamma \vdash S_2; S_1 : \mathbf{DATA}$, and $x \notin W(S_2; S_1)$ then $x = i; S_2; x = j; S_1 \simeq x = j; S_1; x = i; S_2; x = j$ for all integers i and j .

PROOF. By expanding the definition of statement equivalence (Definition 4.3), and using Lemma A.14 and Lemma A.16. \square

RESTATEMENT OF LEMMA 4.8 (COMMUTATIVITY OF SEQUENCING SINGLE-LEVEL STATEMENTS)

If $\Gamma \vdash \ell_1(S_1)$, $\Gamma \vdash \ell_2(S_2)$, $\Gamma \vdash S_2; S_1 : \mathbf{DATA}$ and $\ell_1 < \ell_2$ then $S_2; S_1 \simeq S_1; S_2$;

PROOF. Since $\Gamma \vdash S_2; S_1 : \mathbf{DATA}$, and $\mathbf{DATA} \leq \ell_1 < \ell_2$, it must be that $R_{\Gamma+\ell_2}(S_2) \cap W_{\Gamma+\ell_1}(S_1) = \emptyset$. By Lemma 4.6, $R_{\Gamma+\ell_2}(S_2) = R(S_2)$ and $W_{\Gamma+\ell_1}(S_1) = W(S_1)$, as S_1 and S_2 are single-level of level ℓ_1 and ℓ_2 respectively. Therefore, $R(S_2) \cap W(S_1) = \emptyset$. From $\Gamma \vdash \ell_1(S_1)$, $\Gamma \vdash \ell_2(S_2)$, $\ell_1 < \ell_2$ and by Lemma 4.5, we have $R(S_1) \cap W(S_2) = \emptyset$ and $W(S_1) \cap W(S_2) = \emptyset$. Therefore, by Lemma 4.4, $S_2; S_1 \simeq S_1; S_2$. \square

RESTATEMENT OF THEOREM 4.9 (SEMANTIC PRESERVATION OF \Downarrow_{Γ})

If $\Gamma \vdash S : \mathbf{DATA}$ and $S \Downarrow_{\Gamma} (S_D, S_M, S_Q)$ then $\log p_{\Gamma+S}^*(s) = \log p_{\Gamma+(S_D; S_M; S_Q)}^*(s)$, for all $s \models \Gamma$.

PROOF. Note that if $S \simeq S'$ then $\log p_{\Gamma+S}^*(s) = \log p_{\Gamma+S'}^*(s)$ for all states $s \models \Gamma$. Semantic preservation then follows from proving the stronger result

$$S \Downarrow_{\Gamma} (S_D, S_M, S_Q) \implies \Gamma \vdash S : \mathbf{DATA} \implies S \simeq (S_D; S_M; S_Q)$$

by rule induction on $S \Downarrow_{\Gamma} (S_D, S_M, S_Q)$. Let

$$\Phi(S, S_D, S_M, S_Q) \triangleq S \Downarrow_{\Gamma} (S_D, S_M, S_Q) \implies \Gamma \vdash S : \mathbf{DATA} \implies S \simeq S_D; S_M; S_Q$$

Take any S, S_D, S_M, S_Q , and assume $S \Downarrow_{\Gamma} (S_D, S_M, S_Q)$ and $\Gamma \vdash S : \mathbf{DATA}$.

(SHRED SKIP)

skip \Downarrow_{Γ} (**skip**, **skip**, **skip**)

For all s , $(s, \mathbf{skip}) \Downarrow s$, and also $(s, \mathbf{skip}; \mathbf{skip}; \mathbf{skip}) \Downarrow s$. Thus $\mathbf{skip} \simeq \mathbf{skip}; \mathbf{skip}; \mathbf{skip}$.

ED DATAASSIGN) $\frac{\Gamma(L) = (_, \text{DATA})}{L = E \Downarrow_{\Gamma} (L = E, \text{skip}, \text{skip})}$
 For any state s , if $(s, L = E) \Downarrow s'$, then $(s, L = E; \text{skip}; \text{skip}) \Downarrow s'$, and vice versa. Thus, $\Phi(L = E, L = E, \text{skip}, \text{skip})$ holds.

MODELASSIGN) $\frac{\Gamma(L) = (_, \text{MODEL})}{L = E \Downarrow_{\Gamma} (\text{skip}, L = E, \text{skip})}$
 For any state s , if $(s, L = E) \Downarrow s'$, then $(s, \text{skip}; L = E; \text{skip}) \Downarrow s'$, and vice versa. Thus, $\Phi(L = E, \text{skip}, L = E, \text{skip})$ holds.

QUANTASSIGN) $\frac{\Gamma(L) = (_, \text{GENQUANT})}{L = E \Downarrow_{\Gamma} (\text{skip}, \text{skip}, L = E)}$
 For any state s , if $(s, L = E) \Downarrow s'$, then $(s, \text{skip}; \text{skip}; L = E) \Downarrow s'$, and vice versa. Thus, $\Phi(L = E, \text{skip}, \text{skip}, L = E)$ holds.

(SHRED SEQ) $S = (S_1; S_2)$. Suppose that $\Phi(\Gamma, S_1)$ and $\Phi(\Gamma, S_2)$, and assume $S_1 \Downarrow_{\Gamma} (S_{D_1}, S_{M_1}, S_{Q_1})$, $S_2 \Downarrow_{\Gamma} (S_{D_2}, S_{M_2}, S_{Q_2})$. Thus, $S_1 \simeq S_{D_1}; S_{M_1}; S_{Q_1}$ and $S_2 \simeq S_{D_2}; S_{M_2}; S_{Q_2}$. Now:

$$\begin{aligned} &\simeq (S_{D_1}; S_{M_1}; S_{Q_1}); (S_{D_2}; S_{M_2}; S_{Q_2}) && \text{from } \Phi(\Gamma, S_1) \text{ and } \Phi(\Gamma, S_2) \\ &\simeq (S_{D_1}; S_{M_1}); S_{D_2}; S_{Q_1}; (S_{M_2}; S_{Q_2}) && \text{by Lemmas 4.2, 4.8, A.13 and A.14} \\ &\simeq (S_{D_1}); S_{D_2}; S_{M_1}; (S_{Q_1}; S_{M_2}; S_{Q_2}) && \text{by Lemmas 4.2, 4.8, A.13 and A.14} \\ &\simeq (S_{D_1}; S_{D_2}; S_{M_1}); S_{M_2}; S_{Q_1}; (S_{Q_2}) && \text{by Lemmas 4.2, 4.8, A.13 and A.14} \\ &\simeq (S_{D_1}; S_{D_2}); (S_{M_1}; S_{M_2}); (S_{Q_1}; S_{Q_2}) \end{aligned}$$

As by (SHRED SEQ), $S \Downarrow_{\Gamma} (S_{D_1}; S_{D_2}), (S_{M_1}; S_{M_2}), (S_{Q_1}; S_{Q_2})$, it follows that $\Phi(\Gamma, S_1; S_2)$.

(SHRED IF) $S = (\text{if}(g) S_1 \text{ else } S_2)$. Suppose that $\Phi(\Gamma, S_1)$ and $\Phi(\Gamma, S_2)$, and assume $S_1 \Downarrow_{\Gamma} (S_{D_1}, S_{M_1}, S_{Q_1})$, $S_2 \Downarrow_{\Gamma} (S_{D_2}, S_{M_2}, S_{Q_2})$. Thus, by (SHRED IF):

$$\text{if}(g) S_1 \text{ else } S_2 \Downarrow_{\Gamma} (\text{if}(g) S_{D_1} \text{ else } S_{D_2}), (\text{if}(g) S_{M_1} \text{ else } S_{M_2}), (\text{if}(g) S_{Q_1} \text{ else } S_{Q_2})$$

Now take any two states s and s' , such that $s \models \Gamma$ and $(s, S) \Downarrow s'$. Given that $\Gamma \vdash S : \text{DATA}$, $\Gamma(g) = (\text{bool}, _)$ by (IF). Therefore $s(g) = \text{true}$ or $s(g) = \text{false}$.

(1) If $s(g) = \text{true}$, it must be that $(s, S_1) \Downarrow s'$. Then:

$$\begin{aligned} (s, \text{if}(g) S_1 \text{ else } S_2) \Downarrow s' &&& \text{by (EVAL IFTRUE)} \\ (s, (S_{D_1}; S_{M_1}; S_{Q_1})) \Downarrow s' &&& \text{from } \Phi(\Gamma, S_1) \\ (s, (\text{if}(g) S_{D_1} \text{ else } S_{D_2}; \text{if}(g) S_{M_1} \text{ else } S_{M_2}; \text{if}(g) S_{Q_1} \text{ else } S_{Q_2})) \Downarrow s' &&& 3 \times (\text{EVAL IFTRUE}) \end{aligned}$$

(2) If $s(g) = \text{false}$, it must be that $(s, S_2) \Downarrow s'$. Then:

$$\begin{aligned} (s, \text{if}(g) S_1 \text{ else } S_2) \Downarrow s' &&& \text{by (EVAL IFFALSE)} \\ (s, (S_{D_2}; S_{M_2}; S_{Q_2})) \Downarrow s' &&& \text{from } \Phi(\Gamma, S_2) \\ (s, (\text{if}(g) S_{D_1} \text{ else } S_{D_2}; \text{if}(g) S_{M_1} \text{ else } S_{M_2}; \text{if}(g) S_{Q_1} \text{ else } S_{Q_2})) \Downarrow s' &&& 3 \times (\text{EVAL IFFALSE}) \end{aligned}$$

Thus, $(s, \text{if}(g) S_1 \text{ else } S_2) \Downarrow s' \implies (s, (\text{if}(g) S_{D_1} \text{ else } S_{D_2}; \text{if}(g) S_{M_1} \text{ else } S_{M_2}; \text{if}(g) S_{Q_1} \text{ else } S_{Q_2})) \Downarrow s'$. For the implication in the opposite direction:

- (1) If $s(g) = \mathbf{true}$, take any s' such that $(s, (\mathbf{if}(g) S_{D_1} \mathbf{else} S_{D_2}; \mathbf{if}(g) S_{M_1} \mathbf{else} S_{M_2}; \mathbf{if}(g) S_{Q_1} \mathbf{else} S_{Q_2})) \Downarrow s'$. Then:

$$\begin{aligned} (s, (S_{D_1}; S_{M_1}; S_{Q_1})) \Downarrow s' & \quad \text{by } 3 \times (\mathbf{EVAL IFTRUE}) \\ (s, S_1) \Downarrow s' & \quad \text{from } \Phi(\Gamma, S_1) \\ (s, \mathbf{if}(g) S_1 \mathbf{else} S_2) \Downarrow s' & \quad \text{by } (\mathbf{EVAL IFTRUE}) \end{aligned}$$

- (2) If $s(g) = \mathbf{false}$, take any s' such that $(s, (\mathbf{if}(g) S_{D_1} \mathbf{else} S_{D_2}; \mathbf{if}(g) S_{M_1} \mathbf{else} S_{M_2}; \mathbf{if}(g) S_{Q_1} \mathbf{else} S_{Q_2})) \Downarrow s'$. Then:

$$\begin{aligned} (s, (S_{D_2}; S_{M_2}; S_{Q_2})) \Downarrow s' & \quad \text{by } 3 \times (\mathbf{EVAL IFFALSE}) \\ (s, S_2) \Downarrow s' & \quad \text{from } \Phi(\Gamma, S_2) \\ (s, \mathbf{if}(g) S_1 \mathbf{else} S_2) \Downarrow s' & \quad \text{by } (\mathbf{EVAL IFFALSE}) \end{aligned}$$

Thus, $(s, (\mathbf{if}(g) S_{D_1} \mathbf{else} S_{D_2}; \mathbf{if}(g) S_{M_1} \mathbf{else} S_{M_2}; \mathbf{if}(g) S_{Q_1} \mathbf{else} S_{Q_2})) \Downarrow s' \implies (s, \mathbf{if}(g) S_1 \mathbf{else} S_2) \Downarrow s'$. Therefore, $\mathbf{if}(g) S_1 \mathbf{else} S_2 \simeq (\mathbf{if}(g) S_{D_1} \mathbf{else} S_{D_2}); (\mathbf{if}(g) S_{M_1} \mathbf{else} S_{M_2}); (\mathbf{if}(g) S_{Q_1} \mathbf{else} S_{Q_2})$, and $\Phi(\Gamma, \mathbf{if}(g) S_1 \mathbf{else} S_2)$.

(SHRED FOR) Suppose $S = (\mathbf{for}(x \mathbf{in} g_1 : g_2) S') = LHS$. Then:

$$S' \Downarrow_{\Gamma} (S'_D, S'_M, S'_Q)$$

$LHS \Downarrow_{\Gamma} (\mathbf{for}(x \mathbf{in} g_1 : g_2) S'_D), (\mathbf{for}(x \mathbf{in} g_1 : g_2) S'_M), (\mathbf{for}(x \mathbf{in} g_1 : g_2) S'_Q)$

Take $RHS = (\mathbf{for}(x \mathbf{in} g_1 : g_2) S'_D); (\mathbf{for}(x \mathbf{in} g_1 : g_2) S'_M); (\mathbf{for}(x \mathbf{in} g_1 : g_2) S'_Q)$

We must show $\Phi(S', S'_D, S'_M, S'_Q) \implies LHS \simeq RHS$.

Assume $\Phi(S', S'_D, S'_M, S'_Q)$, and consider s, s' , such that $(s, LHS) \Downarrow s'$ to show $(s, RHS) \Downarrow s'$.

Suppose $n_1 = s(g_1)$ and $n_2 = s(g_2)$. Then either $n_1 \leq n_2$ or $n_1 > n_2$:

- (1) Case $n_1 \leq n_2$.

Using Lemma A.15, we have that there exists s_x , such that $(s, x = n_1; S'; x = (n_1 + 1); S' \dots x = n_2; S') \Downarrow s_x$ and $s' = s_x[-x]$.

As $\Phi(S', S'_D, S'_M, S'_Q)$, $S' \Downarrow_{\Gamma} (S'_D, S'_M, S'_Q)$ and $\Gamma \vdash S' : \mathbf{DATA}$ (by (FOR)), we have that $S' \simeq S'_D; S'_M; S'_Q$. Combined with the result from above and using Lemma A.14, this gives us

$(s, x = n_1; S'_D; S'_M; S'_Q; x = (n_1 + 1); S'_D; S'_M; S'_Q \dots x = n_2; S'_D; S'_M; S'_Q) \Downarrow s_x$ and $s' = s_x[-x]$.

By Lemma A.16, we then have $(s, x = n_1; S'_D; x = n_1; S'_M; x = n_1; S'_Q; \dots x = n_2; S'_D; x = n_2; S'_M; x = n_2; S'_Q) \Downarrow s_x$ and $s' = s_x[-x]$.

By Lemma 4.2 $\Gamma \vdash \mathbf{DATA}(S'_D)$, $\Gamma \vdash \mathbf{MODEL}(S'_M)$, and $\Gamma \vdash \mathbf{GENQUANT}(S'_Q)$. Thus, we apply Lemma A.17 to get $(s, x = n_1; S'_D; \dots x = n_2; S'_D; x = n_1; S'_M; \dots x = n_2; S'_M; x = n_1; S'_Q; \dots x = n_2; S'_Q) \Downarrow s_x$ and $s' = s_x[-x]$.

By applying (EVAL SEQ), we split this into:

$$\begin{aligned} - (s, x = n_1; S'_D; \dots x = n_2; S'_D) \Downarrow s_{xd} \\ - (s_{xd}, x = n_1; S'_M; \dots x = n_2; S'_M) \Downarrow s_{xm} \\ - (s_{xm}, x = n_1; S'_Q; \dots x = n_2; S'_Q) \Downarrow s_x \end{aligned}$$

For some s_{xd} and s_{xm} . By taking $s_d = s_{xd}[-x]$ and $s_m = s_{xm}[-x]$, and applying A.15, we get:

$$\begin{aligned} - (s, \mathbf{for}(x \mathbf{in} g_1 : g_2) S'_D) \Downarrow s_d \\ - (s_{xd}, \mathbf{for}(x \mathbf{in} g_1 : g_2) S'_M) \Downarrow s_m \\ - (s_{xm}, \mathbf{for}(x \mathbf{in} g_1 : g_2) S'_Q) \Downarrow s' \end{aligned}$$

As $x \notin R(\mathbf{for}(x \mathbf{in} g_1 : g_2) S_M)$, $x \notin R(\mathbf{for}(x \mathbf{in} g_1 : g_2) S'_Q)$, $s_d = s_{xd}[-x]$ and $s_m = s_{xm}[-x]$, we also have:

$$- (s, \mathbf{for}(x \mathbf{in} g_1 : g_2) S'_D) \Downarrow s_d$$

- $(s_d, \mathbf{for}(x \text{ in } g_1 : g_2) S'_M) \Downarrow s_m$
 - $(s_m, \mathbf{for}(x \text{ in } g_1 : g_2) S'_Q) \Downarrow s'$
- Therefore, by (EVAL SEQ): $(s, (\mathbf{for}(x \text{ in } g_1 : g_2) S'_D); (\mathbf{for}(x \text{ in } g_1 : g_2) S'_M); (\mathbf{for}(x \text{ in } g_1 : g_2) S'_Q)) \Downarrow s'$, so $(s, LHS) \Downarrow s' \implies (s, RHS) \Downarrow s'$.
- (2) Case $n_1 > n_2$. By (EVAL FORFALSE) $s' = s$. Also, $(s, \mathbf{for}(x \text{ in } g_1 : g_2) S'_D) \Downarrow s$, $(s, \mathbf{for}(x \text{ in } g_1 : g_2) S'_M) \Downarrow s$ and $(s, \mathbf{for}(x \text{ in } g_1 : g_2) S'_Q) \Downarrow s$. So by (EVAL SEQ), $(s, RHS) \Downarrow s$, and thus $(s, LHS) \Downarrow s' \implies (s, RHS) \Downarrow s'$.
- By assuming instead s and s' , such that $(s, RHS) \Downarrow s'$, and reversing this reasoning, we also obtain $(s, RHS) \Downarrow s' \implies (s, LHS) \Downarrow s'$.
- Therefore $(s, LHS) \Downarrow s' \iff (s, RHS) \Downarrow s'$, so $LHS \simeq RHS$.

□

B FURTHER DISCUSSION ON SEMANTICS

B.1 Semantics of Generated Quantities

In addition to defining random variables to be sampled using HMC, Stan also supports sampling using pseudo-random number generators. For example, a standard normal parameter x can be sampled in two ways:

- (1) By declaring x to be a parameter of the model, and giving it a prior:

```
parameters { real x; }
model { x ~ normal(0, 1); }
```

- (2) Treating x as a generated quantity and using a pseudo-random number generator:

```
generated quantities { x = normal_rng(0, 1); }
```

Option (1) will sample x using HMC, which is not needed in this case. Option (2) is a much more efficient solution. Thus, a Stan user can explicitly optimise their program by specifying how HMC should be composed with forward (ancestral) sampling.

In the density-based semantics presented in this paper, we do not formalise this usage of pseudo-random number generators. We treat the function `normal_rng(mu, sigma)` as any other function, ignoring its random nature. We define the semantics of a Stan program to be the unnormalised log posterior over parameters only $-\log p^*(\theta \mid \mathcal{D})$. However, this semantics can be extended to cover the generated quantities \mathbf{g} as well: $\log p^*(\theta, \mathbf{g} \mid \mathcal{D})$.

The easiest way to do that is to simply treat `normal_rng` as another derived form:

$L = \text{d_rng}(E_1, \dots, E_n) \triangleq L \sim \text{d}(E_1, \dots, E_n)$	random number generation
--	--------------------------

However, this causes a discrepancy with the current information-flow type system. Perhaps a more suitable treatment is as an assignment to another reserved variable, which holds a different density to that of **target**:

$L = \text{d_rng}(E_1, \dots, E_n) \triangleq \mathbf{gen} = \mathbf{gen} + \text{d_lpdf}(L, E_1, \dots, E_n)$	random number generation
--	--------------------------

The density-based semantics of a Stan program can then be defined as:

$$\log p^*(\theta, \mathbf{g} \mid \mathcal{D}) = \log p^*(\theta \mid \mathcal{D}) + \log p(\mathbf{g} \mid \theta, \mathcal{D})$$

where $\log p^*(\theta \mid \mathcal{D})$, as before, is given by the **target** variable, and $\log p(\mathbf{g} \mid \theta, \mathcal{D})$ is given by **gen**.

An interesting direction for future work is to extend the semantics and type system of SlicStan, so that modelling statements, such as $x \sim \text{normal}(\theta, 1)$ can be treated either as modifying the **target** density, or random number generation, depending on the level of the variable x . This can allow SlicStan programs to be optimised by automatically determining the most efficient way to compose HMC and forward sampling, based on the concrete model.

B.2 Relation of Density-based Semantics to Sampling-based Semantics

The density-based semantics of Stan and SlicStan given in this paper is inspired by the sampling-based semantics that Hur et al. [2015] give to the imperative language PROB. This section outlines the differences between the two semantics.

B.2.1 Operational semantics relations. The intuition behind the density-based semantics of Stan is that the relation $(s, S) \Downarrow s'$ specifies what the value of the (unnormalised) posterior is at a specific point in the parameter space. For $\theta \in s$ and $\mathcal{D} \subset s$, $p^*(\theta \mid \mathcal{D}) = s'(\mathbf{target})$.

The intuition behind the operational semantics relation by Hur et al. [2015], $(s, S) \Downarrow^t (s', p)$, is that there is probability p for the program S , started in initial state s , to sample a trace t and terminate in state s' .

For programs with no observed values, and single probabilistic assignment ($x \sim d1(\dots)$; $x \sim d2(\dots)$ is not allowed), we guess that if $(s, S) \Downarrow^t (s', p)$, then $((s \cup t), S) \Downarrow s'[\mathbf{target} \rightarrow p]$, and $\theta = t$.

B.2.2 Difference in the meaning of \sim . In Stan, a model statement such as $x \sim \text{normal}(\theta, 1)$, does not denote sampling, but a change to the target density. The value of x remains the same; we only compute the standard normal density at the current value of x . This is also similar to the score operator of Staton et al. [2016].

Operational Density-based Semantics of Model Statements (Derived Rule)

$$\frac{\text{(EVAL MODEL)} \quad (s, E) \Downarrow V \quad (s, E_i) \Downarrow V_i \quad \forall i \in 1..n \quad V' = s(\mathbf{target}) + d_lpdf(V, V_1, \dots, V_n)}{(s, E \sim d(E_1, \dots, E_n)) \Downarrow s[\mathbf{target} \rightarrow V']}$$

In the sampling-based semantics of Hur et al. [2015], on the other hand, $x \sim \text{normal}(\theta, 1)$ is understood as “we sample a standard normal variable and assign its value to x .”

Operational Sampling-based Semantics of Model Statements [Hur et al. 2015]

$$\frac{\text{(SAMPLING MODEL)} \quad v \in \text{Val} \quad p = \text{Dist}(s(\bar{\theta}))(v)}{(s, x \sim \text{Dist}(\bar{\theta})) \Downarrow^{x \rightarrow [v]} (s[x \rightarrow v], p)}$$

In this sampling-based semantics, variables can be sampled more than once, and we keep track of the entire trace of samples. In Stan’s density-based semantics, modelling a variable more than once would mean modifying the target density more than once. For example, consider the program:

```
x ~ normal(-5, 1);
x ~ normal(5, 1);
```

The difference between the density-based and sampling-based semantics is then as follows:

- **Density-based:** the program denotes the unnormalised density $p^*(x) = \mathcal{N}(x \mid -5, 1)\mathcal{N}(x \mid 5, 1)$.

- **Sampling-based:** the program denotes the unnormalised density $p^*(x^{(1)}, x^{(2)}) = \mathcal{N}(x^{(1)} | -5, 1)\mathcal{N}(x^{(2)} | 5, 1)$, with $x^{(1)}$ and $x^{(2)}$ being variables denoting the value of x we sampled the first and second time in the program respectively.

*B.2.3 Difference in the meaning of **observe**.* As mentioned previously, we presume that for *single probabilistic assignment* programs that contain only *unobserved* parameters, out density-based semantics is equivalent to the sampling-based semantics of Hur et al. [2015]. However the two semantics treat observations differently.

Consider the following SlicStan program, where y is an observed variable:

```
real mu ~ normal(0, 1);
data real y ~ normal(mu, 1);
```

The density-based semantics of this program is a function of μ :

$$p^*(\mu | y = v) = \mathcal{N}(\mu | 0, 1)\mathcal{N}(v | \mu, 1)$$

where v is some concrete value for the data y , which is supplied externally.

The corresponding PROB program is:

```
double mu ~ normal(0, 1);
double y ~ normal(mu, 1);
observe(y = v);
```

The data v is encoded in the program, and the sampling-based semantics is a function of μ and y :

$$p^*(\mu, y) = \begin{cases} \mathcal{N}(\mu | 0, 1)\mathcal{N}(y | \mu, 1), & \text{if } y = v \\ 0, & \text{otherwise} \end{cases}$$

Intuitively, the operational sampling-based semantics defines how to sample the variables μ and y , and then reject the run if $y \neq v$. This introduces a zero-probability conditioning problem when working with continuous variables, and fails in practise.

The operational density-based semantics of this paper puts SlicStan's observations closer to the idea of soft constraints. Using the *score* operator of Staton et al. [2016], we can write:

```
let x ~ normal(0, 1) in
score(density_normal(y, (x, 1)));
```

Once again, y has some concrete value v , and the score operator calculates the density of y at v . Staton et al. [2016] make the score operator part of their metalanguage, while we build it into the density-based semantics itself.

C ELABORATING AND SHREDDING IF OR FOR STATEMENTS

This section demonstrates with an example the elaboration and shredding of **if** and **for** statements.

Consider the following SlicStan program:

```
data real x;
real DATA d;
real MODEL m;

if(x > 0){
  d = 2 * x;
  m ~ normal(d, 1);
}
```

The body of the **if** statement contains an assignment to a **DATA** variable ($d = 2 * x$), and a model statement ($m \sim \text{normal}(d, 1)$). The former belongs to the **transformed data** block of a Stan program, while the latter belongs to the **model** block. We need to shred the entire body of the **if** statement, into several **if** statements, each of which contains statements of a single level only.

Firstly, the elaboration step ensures that the guard of each **if** statement (and the bounds of each **for** loop) is a fresh boolean variable, g , which is not modified anywhere in the program:

```
g = (x > 0)
if(g){
  d = 2 * x;
  m ~ normal(d, 1);
}
```

Then the shredding step can copy the **if** statement at each level, without changing the meaning of the original program:

```
SD = g = (x > 0)
      if(g){ d = 2 * x; }

SM = if(g){ m ~ normal(d, 1); }
```

S_Q = **skip**

Finally, this translates to the Stan program:

```
data {
  real x;
}
transformed data {
  real d;
  bool g = (x > 0);
  if(g){ d = 2 * x; }
}
parameters {
  real m;
}
model {
  if(g){ m ~ normal(d, 1); }
}
```

D NON-CENTRED REPARAMETERISATION

Reparameterising a model means expressing it in terms of different parameters, so that the original parameters can be recovered from the new ones. Reparameterisation plays a key role in optimising some models for MCMC inference, as it could transform a posterior distribution that is difficult to sample from in practice, into a flatter, easier to sample from distribution.

To show the importance of one such reparameterisation technique, the non-centred reparameterisation, consider the pathological *Neal's Funnel* example, which was chosen by [Neal 2003] to demonstrate the difficulties Metropolis–Hastings runs into when sampling from a distribution with

strong non-linear dependencies. The model defines a density over variables x and y ,⁹ such that:

$$y \sim \mathcal{N}(0, 3) \quad x \sim \mathcal{N}(0, e^{\frac{y}{2}})$$

The density has the form of a funnel (thus the name “Neal’s Funnel”), with a very sharp neck, as shown in Figure 1c. We can easily implement the model in a straightforward way (centred parameterisation), as on the left below.

Centred parameterisation in Stan

```
parameters {
  real y;
  real x;
}
model {
  y ~ normal(0, 3);
  x ~ normal(0, exp(y/2));
}
```

Non-centred parameterisation in Stan

```
parameters {
  real y_std;
  real x_std;
}
transformed parameters {
  real y = 3.0 * y_std;
  real x = exp(y/2) * x_std;
}
model {
  y_std ~ normal(0, 1); // implies y ~ N(0, 3)
  x_std ~ normal(0, 1); // implies x ~ N(0, e^(y/2))
}
```

However, in that case, Stan’s sampler has trouble obtaining samples from the neck of the funnel, because there exists a strong non-linear dependency between x and y , and the posterior geometry is difficult for the sampler to explore well (see Figure 1a).

Alternatively, we can reparameterise the model, so that the model parameters are changed from x and y to the standard normal parameters $x^{(std)}$ and $y^{(std)}$, and the original parameters are recovered using shifting and scaling:

$$y^{(std)} \sim \mathcal{N}(0, 1) \quad x^{(std)} \sim \mathcal{N}(0, 1) \quad y = y^{(std)} \times 3 \quad x = x^{(std)} \times e^{\frac{y}{2}}$$

This reparameterisation, called non-centred parametrisation, is a special case of a more general transform introduced by Papaspiliopoulos et al. [2007].

As shown on the right above, the non-centred model is longer and less readable. However, it performs much better than the centred one. Figure 1b shows that by reparameterising the model, we are able to explore the tails of density better than if we use the straightforward implementation.

Neal’s Funnel is a typical example of the dependencies that priors in hierarchical models could have. The example demonstrates that in some cases, especially when there is little data available, using non-centred parameterisation could be vital to the performance of the inference algorithm. The centred to non-centred parameterisation transformation is therefore common to Stan models, and is extensively described by the Stan Development Team [2017] as a useful technique.

E EXAMPLES

E.1 Neal’s Funnel

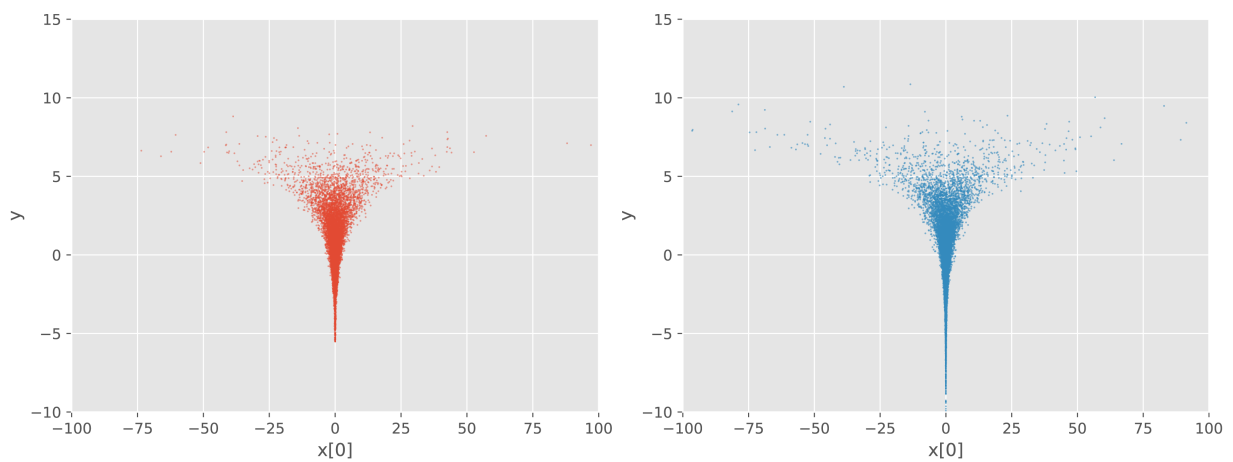
We continue with the Neal’s funnel example from Appendix D, to demonstrate the usage of user-defined functions in SlicStan.

Reparameterising a model, which involves a (centred) Gaussian variable $x \sim \mathcal{N}(\mu, \sigma)$ involves introducing a new parameter $x^{(std)}$. Therefore, a non-centred reparameterisation function cannot be defined in Stan, as Stan user-defined functions cannot declare new parameters. In SlicStan, on

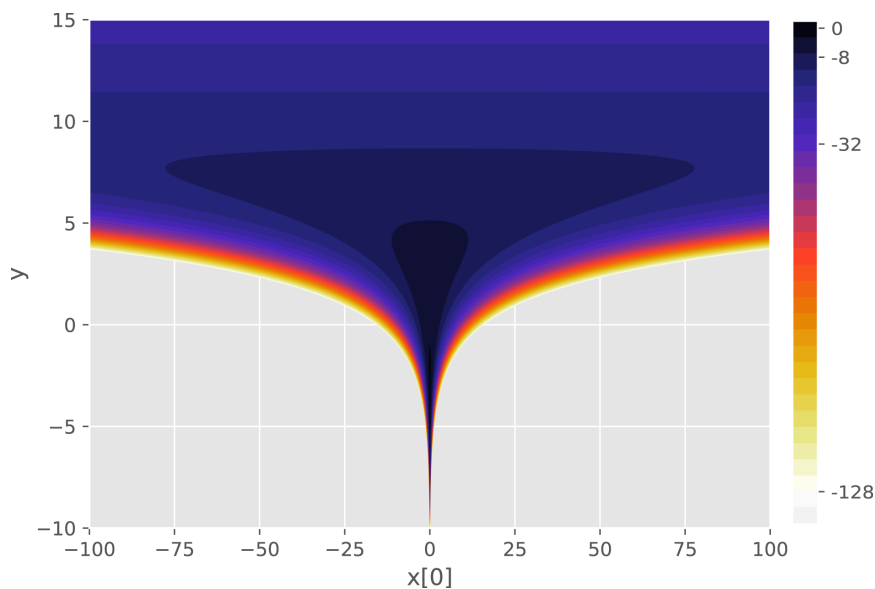
⁹For simplicity, we consider a 2-dimensional version of the funnel, as opposed to the original 10-dimensional version.

the other hand, reparameterising the model to a non-centred parameterisation can be implemented by simply calling the function `my_normal`.

Below is the Neal’s funnel in `SlicStan` (left) and `Stan` (right).



(a) 24,000 samples obtained using `Stan` (default settings) for the *non-efficient* form of Neal’s Funnel. (b) 24,000 samples obtained using `Stan` (default settings) for the *efficient* form of Neal’s Funnel.



(c) The actual log density of Neal’s Funnel. Dark regions are of high density (log density greater than -8).

Fig. 1

“Neal’s Funnel” in SlicStan

```

1  real my_normal(real m, real s) {
2      real std ~ normal(0, 1);
3      return s * std + m;
4  }
5  real y = my_normal(0, 3);
6  real x = my_normal(0, exp(y/2));
    
```

“Neal’s Funnel” in Stan

```

1  parameters {
2      real y_std;
3      real x_std;
4  }
5  transformed parameters {
6      real y = 3.0 * y_std;
7      real x = exp(y/2) * x_std;
8  }
9  model {
10     y_std ~ normal(0, 1);
11     x_std ~ normal(0, 1);
12 }
    
```

The non-centred SlicStan program (left) is only longer than its centred version, due to the presence of the definition of the function. In comparison, Stan requires defining the new parameters x_std and y_std (lines 2,3), moving the declarations of x and y to the **transformed parameters** block (lines 6,7), defining them in terms of the parameters (lines 8,9), and changing the definition of the joint density accordingly (lines 12,13).

We also present the “translated” Neal’s Funnel model, as it would be outputted by an implemented compiler. We notice a major difference between the two Stan programs – in one case the variables of interest x and y are defined in the **transformed parameters** block, while in the other they are defined in the **generated quantities** block. In an intuitive, centred parameterisation of this model, x and y are in fact the parameters. Therefore, it is much more natural to think of those variables as transformed parameters when using a non-centred parameterisation. However, as shown in Table 1, variables declared in the **transformed parameters** block are re-evaluated at every leapfrog, while those declared in the **generated quantities** block are re-evaluated at every sample. This means that even though it is more intuitive to think of x and y as transformed parameters (original Stan program), declaring them as generated quantities where possible results in a better optimised inference algorithm in the general case.

There are some advantages of the original Stan code that the translated from SlicStan Stan code does not have. The original version is considerably shorter than the translated one. This is due to the lack of the additional variables m , mp , s , sp , ret , and $retp$, which are a consequence of statically unrolling the function calls in the elaboration step. When using SlicStan, the produced Stan program acts as an intermediate representation of the probabilistic program, meaning that the reduced readability of the translation is not necessarily problematic. However, the presence of the additional variables can also, in some cases, lead to slower inference. This problem can be tackled by introducing standard optimising compilers techniques, such as variable and common subexpression elimination.

“Neal’s Funnel” translated to Stan

```
1  transformed data {
2    real m;
3    real mp;
4    m = 0;
5    mp = 0;
6  }
7  parameters {
8    real x_std;
9    real x_stdp;
10 }
11 model{
12   x_std ~ normal(0, 1);
13   xr_stdp ~ normal(0, 1);
14 }
15 generated quantities {
16   real s;
17   real sp;
18   real ret;
19   real retp;
20   real x;
21   real y;
22   s = 3;
23   ret = s * x_std + m;
24   y = ret;
25   sp = exp(y * 0.5);
26   retp = (sp * x_stdp + mp);
27   x = retp;
28 }
```

Moreover, we notice the names of the new parameters in the translated code: `x_std` and `x_stdp`. The names are important, as they are part of the output of the sampling algorithm. Unlike Stan, with the user-defined-function version of Neal’s funnel, in SlicStan the programmer does not have control on the names of the newly introduced parameters. One can argue that the user was not interested in those parameters in the first place (as they are solely used to reparameterise the model for more efficient inference), so it does not matter that their names are not descriptive. However, if the user wants to debug their model, the output from the original Stan model would be more useful than that of the translated one.

E.2 Cockroaches

The “Cockroaches” example is described by Gelman and Hill [2007, p. 161], and it concerns measuring the effects of integrated pest management on reducing cockroach numbers in apartment blocks. They use *Poisson regression* to model the number of caught cockroaches y_i in a single apartment i , with exposure u_i (the number of days that the apartment had cockroach traps in it), and regression predictors:

- the pre-treatment cockroach level r_i ;
- whether the apartment is in a senior building (restricted to the elderly), s_i ; and
- the treatment indicator t_i .

In other words, with $\beta_0, \beta_1, \beta_2, \beta_3$ being the regression parameters, we have:

$$y_i \sim \text{Poisson}(u_i \exp(\beta_0 + \beta_1 r_i + \beta_2 s_i + \beta_3 t_i))$$

After specifying their model this way, Gelman and Hill simulate a replicated dataset y_{rep} , and compare it to the actual data y to find that the variance of the simulated dataset is much lower than that of the real dataset. In statistics, this is called *overdispersion*, and is often encountered when fitting models based on a single parameter distributions,¹⁰ such as the Poisson distribution. A better model for this data would be one that includes an *overdispersion parameter* λ that can account for the greater variance in the data.

The next page shows the “Cockroach” example before (ignoring the red lines) and after (assuming the red lines) adding the overdispersion parameter, in both SlicStan (left) and Stan (right). Similarly to before, SlicStan gives us more flexibility as to where the statements accounting for overdispersion can be added. Stan, on the other hand, introduces an entirely new to this program block — **transformed parameters**.

¹⁰In a distribution specified by a single parameter α , the mean and variance both depend on α , and are thus not independent.

“Cockroaches” in SlicStan

```

1  data int N;
2  data real[N] exposure2;
3  data real[N] roach1;
4  data real[N] senior;
5  data real[N] treatment;
6
7  real[N] log_expo = log(exposure2);
8
9  real[4] beta;
10
11 real tau ~ gamma(0.001, 0.001);
12 real sigma = 1.0 / sqrt(tau);
13 real[N] lambda ~ normal(0, sigma);
14
15 data int[N] y
16   ~ poisson_log11(log_expo + beta[1]
17     + beta[2] * roach1
18     + beta[3] * treatment
19     + beta[4] * senior
20     + lambda);

```

“Cockroaches” in Stan

```

1  data {
2    int N;
3    real[N] exposure2;
4    real[N] roach1;
5    real[N] senior;
6    real[N] treatment;
7    int y[N];
8  }
9  transformed data {
10   real[N] log_expo = log(exposure2);
11 }
12 parameters {
13   real[4] beta;
14   real[N] lambda;
15   real tau;
16 }
17 transformed parameters {
18   real sigma = 1.0 / sqrt(tau);
19 }
20 model {
21   tau ~ gamma(0.001, 0.001);
22   lambda ~ normal(0, sigma);
23   y ~ poisson_log11(log_expo + beta[1]
24     + beta[2] * roach1
25     + beta[3] * treatment
26     + beta[4] * senior
27     + lambda);
28 }

```

Example adapted from <https://github.com/stan-dev/example-models/>.

¹¹Stan’s `poisson_log` is a numerically stable way to model a Poisson variable where the event rate is e^α for some α .

E.3 Seeds

Next, we take the “Seeds” example introduced by Lunn et al. [2013, p. 300] in “*The BUGS Book*”. In this example, we have I plates, with plate i having a total of N_i seeds on it, n_i of which have germinated. Moreover, each plate i has one of 2 types of seeds $x_1^{(i)}$, and one of 2 types of root extract $x_2^{(i)}$. We are interested in modelling the number of germinated seeds based on the type of seed and root extract, which we do in two steps. Firstly, we model the number of germinated seeds with a Binomial distribution, whose success probability is the probability of a single seed germinating:

$$n_i \sim \text{Binomial}(N, p_i)$$

We model the probability of a single seed on plate i germinating as the output of a logistic regression with input variables the type of seed and root extract:

$$p_i = \sigma(\alpha_0 + \alpha_1 x_1^{(i)} + \alpha_2 x_2^{(i)} + \alpha_{12} x_1^{(i)} x_2^{(i)} + \beta^{(i)})$$

In the above, $\alpha_0, \alpha_1, \alpha_2, \alpha_{12}$ and $\beta^{(i)}$ are parameters of the model, with $\beta^{(i)}$ allowing for *overdispersion* (see §§ E.2).

The next page shows the “Seeds” model written in SlicStan (left) and in Stan (right). The Stan code was adapted from the example models listed on Stan’s GitHub page.

As before, we see that SlicStan’s code is shorter than that of Stan. It also allows for more flexibility in the order of declarations and definitions, making it possible to keep related statements together (e.g. lines 14 and 15 of the example written in SlicStan). Once again, SlicStan provides more abstraction, as the programmer does not have to specify how each variable of the model should be treated by the underlying inference algorithm. Instead it automatically determines this when it translates the program to Stan.

“Seeds” in SlicStan

```

1  data int l;
2  data int[I] n;
3  data int[I] N;
4  data real[I] x1;
5  data real[I] x2;
6
7  real[I] x1x2 = x1 .* x2;
8
9  real alpha0 ~ normal(0.0,1000);
10 real alpha1 ~ normal(0.0,1000);
11 real alpha2 ~ normal(0.0,1000);
12 real alpha12 ~ normal(0.0,1000);
13
14 real tau ~ gamma(0.001,0.001);
15 real sigma = 1.0 / sqrt(tau);
16
17 real[I] b ~ normal(0.0, sigma);
18 n ~ binomial_logit12(N, alpha0
19     + alpha1 * x1
20     + alpha2 * x2
21     + alpha12 * x1x2
22     + b);

```

“Seeds” in Stan

```

1  data {
2    int l;
3    int n[I];
4    int N[I];
5    real[I] x1;
6    real[I] x2;
7  }
8
9  transformed data {
10   real[I] x1x2 = x1 .* x2;
11 }
12 parameters {
13   real alpha0;
14   real alpha1;
15   real alpha12;
16   real alpha2;
17   real tau;
18   real[I] b;
19 }
20 transformed parameters {
21   real sigma = 1.0 / sqrt(tau);
22 }
23 model {
24   alpha0 ~ normal(0.0,1000);
25   alpha1 ~ normal(0.0,1000);
26   alpha2 ~ normal(0.0,1000);
27   alpha12 ~ normal(0.0,1000);
28   tau ~ gamma(0.001,0.001);
29
30   b ~ normal(0.0, sigma);
31   n ~ binomial_logit12(N, alpha0
32     + alpha1 * x1
33     + alpha2 * x2
34     + alpha12 * x1x2
35     + b);
36 }

```

Example adapted from <https://github.com/stan-dev/example-models/>.

¹²Stan’s binomial_logit distribution is a numerically stable way to use a logistic sigmoid in combination with a Binomial distribution.

4.2 Clarifying the contributions

Author contributions. The authors of the paper are myself, Andy Gordon and Charles Sutton. Andy Gordon conceived the idea about using information flow analysis to slice a SlicStan program into Stan blocks and suggested using operational semantics to formalise Stan and SlicStan. Both Andy Gordon and Charles Sutton supervised the project throughout, gave comments and suggestions, and helped write and revise the paper. As a leading author, my contribution included working out the details of the Stan/SlicStan semantics and type system, implementing SlicStan, deriving the proofs in the paper, preparing code examples, and co-writing the paper.

Similarities to previous work. The SlicStan project started before the onset of this PhD program. Part of the work presented in the paper, and thus in this chapter, was also presented in the *Probabilistic Programming with SlicStan* MSc dissertation (Gorinova, 2017). In particular, the MSc dissertation included an initial version of SlicStan’s syntax and information-flow type system (§§ 3.1 and §§ 3.2 of the paper), as well as an elaboration and transformation procedures for this reduced version of SlicStan (§§ 3.3 and §§ 4.2 of the paper). While similar in spirit to the final paper, these parts of the MSc dissertation concerned only a subset of SlicStan’s final syntax and were significantly developed, as clarified below. Finally, the comparison between Stan and SlicStan (§ 5 and Appendix E from the paper) was largely adapted from the MSc dissertation.

Contributions of this chapter. The SlicStan paper, and thus this chapter, contain the following changes and contributions that are new compared to the MSc dissertation:

- The syntax of SlicStan was extended to include conditional statements and **for**-loops. The new syntax also omits having separate symbol for distributions, making the calculus more concise. It treats terms such as $E \sim d(E_1, \dots, E_n)$ as derived forms rather than as part of the core calculus. (Although, the last change was reversed in [Chapter 5](#).)
- The type system presented in the MSc dissertation contained an oversight, which made it difficult to correctly slice SlicStan programs such as:

```

real x = 0;
real y ~ normal(x, 1);
x = 1;

```

In the initial, MSc dissertation version of SlicStan, this program would type-check

when x is of level **DATA** and y is of level **MODEL**. However, such type level assignment would result in the following Stan program:

```

transformed data {
  real x = 0;
  x = 1;
}
parameters { real y; }
model { y ~ normal(x, 1); }

```

As blocks in Stan are executed in order, the meaning of the program has changed in the translation: the statement $x = 1$ must appear after $y \sim \text{normal}(x, 1)$, but appears before it. This is not a problem of the translation procedure, but a type problem. It is not possible for x to be of level **DATA** and for the statements to be in the correct order, as any transformation of a variable of level **DATA** must appear in the **transformed parameters** block, which appears strictly before **MODEL**-level statements such as $y \sim \text{normal}(x, 1)$.

This chapter corrects the above problem by ensuring that such programs fail to type-check. It introduces the concept of *shreddable sequence* (Definition 4.7 of the paper), so that variables become immutable once they are read at a higher level than their own. In the paper, the program above fails to type-check if x is of level **DATA** and y is of level **MODEL**, but type-checks for x and y both of level **MODEL**.

- Extending SlicStan with conditionals and loops required a more careful look at the rules for translating SlicStan to Stan. For example, conditional statements that contain sub-statements at several levels, need to be sliced by copying the guard of the **if**-statement per sub-statement level:

SlicStan

```

data bool g;
data real x;
model real y;
if (g) {
  x = 1;
  y ~ normal(x, 1);
}
else {
  x = -1;
  y ~ normal(x, 2);
}

```

Stan

```

data { bool g; }
transformed data {
  real x;
  if (g) { x = 1; }
  else { x = -1; }
}
parameters { real y; }
model {
  if (g) { y ~ normal(x, 1); }
  else { y ~ normal(x, 2); }
}

```

Such slicing was formalised through the new to the paper *shredding relation* (§§ 4.1).

- The biggest contribution of the paper presented in this chapter that is new compared to the MSc thesis is the formalised density-based semantics of Stan and SlicStan. This includes most of § 2 and § 3.4, which are entirely new to the paper.
- Additionally, the paper utilises this formal semantics by stating and proving several key results, most notably the semantic preservation of the transformation that translates SlicStan programs to Stan programs (Theorem 4.10 of the paper).

4.3 Impact

The idea of a “blockless Stan” and using information-flow to achieve it has influenced several lines of work. [Baudart et al. \(2019\)](#) describe a new probabilistic programming language, Yaps, which is inspired by SlicStan to allow for a concise Python-based frontend for Stan. In addition, the density-based semantics of Stan that the paper presents has been used as a basis to formalise a procedure for translating Stan to generative (implicit) PPLs ([Baudart et al., 2021](#)). AQUA ([Huang et al., 2021](#)) is a PPL that uses symbolic inference and quantization of the probability density, whose semantics has also been inspired by that of SlicStan. The SlicStan paper is also one of the first to utilise static analysis for probabilistic programming to improve inference, as summarised by [Bernstein \(2019\)](#).

While the paper presented here treats the program slicing as a way to divide the program into pre-inference, post-inference and inference, there is an alternative interpretation of the three slices. In Stan, the post-processing code, which is placed in the **generated quantities** block, can include calls to pseudo-random number generation functions. The program as a whole can then be seen as inferring some variables (those defined in the **parameters** block) via HMC, and others (those drawn with pseudo-random number generators) via ancestral sampling. This idea is further discussed and developed in the next chapter.

Notably, SlicStan has been a point of discussion when it comes to the future of Stan. The *Stan++/Stan3 Preliminary Design* discussion ([Stan Development Team, 2018](#)) features SlicStan and suggests adapting the information-flow approach to allow for more compositional feature version of Stan. However, this plan has not been made official or realised.

Errata

The example on page 17 of the paper is a valid SlicStan program that compiles. However, running it would result in a runtime error, as the variable `d` is used before it is defined.

The program on page 24 has both variables `x_mean` and `x_meas`. Read both as `x_mean`.

CONDITIONAL INDEPENDENCE BY TYPING

Variable elimination for inference with discrete parameters

Stan has often been criticised for its lack of *explicit* support for discrete parameters, which is a consequence of using gradient-based algorithms for inference. However, a workaround is possible, where the user can manually sum out any discrete parameters, thus encoding them in an *implicit* way. This chapter builds upon the *information-flow analysis* ideas of [Chapter 4](#) and presents a type system for conditional independence analysis, which can be used to automate the process of discrete variable marginalisation in SlicStan. The main contribution of the chapter is the paper *Conditional Independence by Typing* (§ 5.1). While focused on conditional independence and variable elimination, this work can be seen as an instance of a more general framework for static analysis of probabilistic programs, which I briefly discuss in § 5.2.

5.1 The paper

This section presents the work *Conditional Independence by Typing*. The paper builds upon the original SlicStan work and presents an information-flow type system that captures conditional independence relationships in probabilistic programs. The paper shows how certain conditional independence relationships can be automatically deduced using type-inference. It presents one practical application of the type system: a semantic-preserving transformation, which can transform SlicStan programs with discrete parameters in a way that allows for efficient gradient-based inference.

The paper was accepted for publication at the *ACM Transactions on Programming Languages and Systems*, Volume 44, Issue 1 (*TOPLAS 2022*).

Author contributions. The paper is co-authored by me, Andy Gordon, Charles Sutton and Matthijs Vákár. As a leading author, my contributions included conceiving the idea of using information-flow for conditional independence analysis, working out the details of the conditional independence type system and the program transformation for marginalising discrete variables, implementing the analysis within SlicStan, deriving some of the proofs in the paper, preparing and performing the experiments, and co-writing the paper. Both Andy Gordon and Charles Sutton supervised the project throughout, gave comments and suggestions, and co-wrote and revised the paper. Matthijs Vákár contributed to adapting SlicStan’s semantics and typing rules to cover generated quantities, helped derive some of the definitions and proofs, and co-wrote parts of the paper.

Conditional independence by typing

MARIA I. GORINOVA, University of Edinburgh

ANDREW D. GORDON, Microsoft Research and University of Edinburgh

CHARLES SUTTON, University of Edinburgh

MATTHIJS VÁKÁR, Utrecht University

A central goal of probabilistic programming languages (PPLs) is to separate modelling from inference. However, this goal is hard to achieve in practice. Users are often forced to re-write their models in order to improve efficiency of inference or meet restrictions imposed by the PPL. Conditional independence (CI) relationships among parameters are a crucial aspect of probabilistic models that capture a qualitative summary of the specified model and can facilitate more efficient inference.

We present an information flow type system for probabilistic programming that captures conditional independence (CI) relationships, and show that, for a well-typed program in our system, the distribution it implements is guaranteed to have certain CI-relationships. Further, by using type inference, we can statically *deduce* which CI-properties are present in a specified model.

As a practical application, we consider the problem of how to perform inference on models with mixed discrete and continuous parameters. Inference on such models is challenging in many existing PPLs, but can be improved through a workaround, where the discrete parameters are used *implicitly*, at the expense of manual model re-writing. We present a source-to-source semantics-preserving transformation, which uses our CI-type system to automate this workaround by eliminating the discrete parameters from a probabilistic program. The resulting program can be seen as a hybrid inference algorithm on the original program, where continuous parameters can be drawn using efficient gradient-based inference methods, while the discrete parameters are inferred using variable elimination.

We implement our CI-type system and its example application in SlicStan: a compositional variant of Stan.¹

ACM Reference Format:

Maria I. Gorinova, Andrew D. Gordon, Charles Sutton, and Matthijs Vákár. 2021. Conditional independence by typing. *ACM Trans. Program. Lang. Syst.* 44, 1, Article 4 (December 2021), 54 pages. <https://doi.org/10.1145/3490421>

1 INTRODUCTION

The number of probabilistic programming languages (PPLs) has grown far and wide, and so has the range of inference techniques they support. Some focus on problems that can be solved analytically, and provide a symbolic solution [Gehr et al. 2016], others are very flexible in the models they can express and use general-purpose inference algorithms [Wood et al. 2014]. Some use gradient-based methods [Carpenter et al. 2017], or message-passing methods [Minka et al. 2014] to provide an efficient solution at the cost of restricting the range of expressible programs. Each option presents its own challenges, whether in terms of speed, accuracy or inference constraints, which is why PPL users often are required to learn a set of model re-writing techniques: to be able to change the program until it can be feasibly used within the backend inference algorithm.

Take for example Stan [Carpenter et al. 2017], which is used by practitioners in a wide range of sciences and industries to analyse their data using Bayesian inference. While efficient inference algorithms exist for continuous-only and for some discrete-only models, it is much less clear what algorithm to use for arbitrary models with large numbers of both discrete and continuous

¹The implementation is available at <https://github.com/mgorinova/SlicStan>.

2021. This is the author's version of the work. It is posted here for your personal use. Not for redistribution. The definitive Version of Record was published in *ACM Transactions on Programming Languages and Systems*, <https://doi.org/10.1145/3490421>.

(latent, i.e., unobserved) parameters. Stan has made a conscious choice *not* to support probabilistic models with discrete parameters, so as to perform inference using (dynamic) Hamiltonian Monte Carlo (HMC) [Betancourt and Girolami 2015; Hoffman and Gelman 2014; Neal et al. 2011]), which provides efficient, gradient-based inference for differentiable models. As a result, Stan has often been criticised [Gelman et al. 2015] for its lack of support for discrete parameters. What is usually overlooked is that many models with discrete parameters can, in fact, be accommodated in Stan, by manually marginalising (summing) out the discrete parameters and drawing them conditionally on the continuous parameters [Stan Development Team 2019b, Chapter 7]. One of the core model rewriting techniques is marginalisation: summing over all possible values that a random variable can take to obtain a marginal density function that does not involve that variable. Marginalising efficiently is not always an obvious procedure, as it requires exploiting conditional independence relationships among the variables in the model. For probabilistic graphical models, there are well-known algorithms for enumerating all of the conditional independence assumptions implied by a model. But probabilistic programs are much more general, including control flow and assignment. For this more general case, it is much less clear how to determine conditional independence relationships automatically, and doing so requires combining ideas from traditional program analysis and from probabilistic graphical modelling.

In this paper, we introduce an information flow type system that can deduce conditional independence relationships between parameters in a probabilistic program. Finding such relationships can be useful in many scenarios. As an example application, we implement a semantics-preserving source-to-source transformation that automatically marginalises discrete parameters. We work in SlicStan [Gorinova et al. 2019], a form of Stan with a more compositional syntax than the original language. Our system extends SlicStan to support discrete parameters in the case when the discrete parameter space is bounded. This transform corresponds to the *variable elimination* algorithm [Koller and Friedman 2009; Zhang and Poole 1994]: an exact inference algorithm, efficient in models with sparse structure. Combining this transformation with an efficient algorithm for continuous parameters, like HMC, gives us a model-specific, automatically derived inference strategy, which is a composition of variable elimination and the algorithm of choice. While we only focus on one application in this paper, our type system for conditional independence is applicable to program transformations of probabilistic programs more generally, and we believe it can enable other composed-inference strategies.

In short, we make the following contributions:

- (1) *Factorised semantics for SlicStan*: As a basis for proving correctness of our transformation, we extend SlicStan’s type system, so that shredding (which slices a SlicStan program into Stan for execution) correctly separates well-typed programs into data preprocessing, main model, and purely generative code (Theorem 1).
- (2) *Main theoretical result*: We show how a very simple, relatively standard information flow type system can be used to capture a conditional independence in probabilistic programs (§ 3) and establish a correspondence between well-typed programs and conditional independence properties of the probability distribution it implements (Theorem 2, Theorem 3).
- (3) *Main practical result*: We describe and implement (in SlicStan) a source-to-source transformation that repeatedly uses the result from (2) to efficiently marginalise out the discrete parameters of the program, and we give a generative procedure for drawing these parameters (§ 4), thus automating inference for mixed discrete-continuous models. We prove that our transformation is semantics-preserving (Theorem 4).

<pre>// Stan target program data{ real x; } parameters{ real μ; } model{ x ~ normal(μ, 1); } generated quantities{ real x_pred = normal_rng(μ, 1); }</pre>	<pre>// SlicStan from POPL'19 real μ; data real x ~ normal(μ, 1); real x_pred = normal_rng(μ, 1);</pre>	<pre>// Extended SlicStan real μ; data real x ~ normal(μ, 1); real x_pred ~ normal(μ, 1);</pre>
--	--	--

Fig. 1. Example of difference to previous version of SlicStan

2 SLICSTAN: EXTENDED SYNTAX AND SEMANTICS

SlicStan [Gorinova et al. 2019] is a Stan-like probabilistic programming language. Compared to Stan, it provides extra compositionality by dropping the requirement that programs be block-structured. SlicStan uses type inference in an information-flow type system [Abadi et al. 1999; Gordon et al. 2015; Volpano et al. 1996] to automatically rearrange the program into parts roughly corresponding to the block structure of Stan: pre-processing (data), model, and post-processing (generated quantities). Originally, this *shredding* was developed to compile SlicStan to Stan. In this paper, we show that it can be used, more generally, to automatically compile to an efficient program-specific inference scheme.

Like Stan, SlicStan is imperative and allows for deterministic assignment, for-loops, if-statements, probabilistic assignment, and factor-statements. One contribution of this work is that we present an updated version of SlicStan.

A key difference to the original version of SlicStan is the treatment of sampling (\sim) statements. In the original SlicStan paper [Gorinova et al. 2019], a statement such as $x \sim \mathcal{N}(0, 1)$ was understood simply as a syntactic sugar for **factor**($\mathcal{N}(x \mid 0, 1)$): adding a factor to the underlying density of the model, rather than performing actual sampling. In our updated version of SlicStan, sampling statements are part of the core syntax. The semantics of $x \sim \mathcal{N}(0, 1)$ remains *equivalent* to that of **factor**($\mathcal{N}(x \mid 0, 1)$) in terms of density semantics, however it could be *implemented* differently depending on the context. In particular, $x \sim \mathcal{N}(0, 1)$ could be implemented as a simple call to a random number generator in Stan, $x = \mathcal{N}_{rng}(0, 1)$, like in the example in Figure 1.

This way of treating \sim statements differently is useful, as it allows for an increase of the functionality of the SlicStan’s information-flow analysis. Consider, for example the SlicStan program on the right of Figure 1. Using the original type system, both μ and x_{pred} will be of level **MODEL**, as they are both involved in a \sim statement. Thus, when translated to Stan, both μ and x_{pred} must be inferred with HMC (or another similar algorithm), which is expensive. However, the updated type system of this paper allows for x_{pred} to be of level **GENQUANT**, which is preferable: in the context of Stan, this means only μ needs to be inferred with HMC, while x_{pred} can be simply drawn using a random number generator. More generally, the updated SlicStan type system allows for factorising the density defined by the program: for data \mathcal{D} , parameters θ and generated quantities Q , a program defining a density $p(\mathcal{D}, \theta, Q)$ can be sliced into two programs with densities $p(\mathcal{D}, \theta)$ and $p(Q \mid \mathcal{D}, \theta)$ respectively (Theorem 1). The parameters θ are inferred using HMC (or another general-purpose inference algorithm) according to $p(\mathcal{D}, \theta)$, while the quantities Q are directly generated according to $p(Q \mid \mathcal{D}, \theta)$.

Treating \sim statements differently based on context is very similar in spirit to existing effect-handling based PPLs [Moore and Gorinova 2018] like Edward2 and Pyro, where \sim can be handled in different ways. However, in our case, this difference in treatment is determined statically, automatically, and only in the translation to Stan or another backend.

Another difference between Gorinova et al. [2019]’s SlicStan and our updated version is the **target**(S) expression, which we use to capture locally the density defined by statements.

These changes are a small but useful contribution of the current work: they are key to allowing us to decompose the program and compose different inference strategies for efficiency.

In the rest of this section, we give the updated formal syntax, typing and semantics of SlicStan and describe shredding – the procedure key to the translation of Stan / inference composition.

2.1 Syntax

SlicStan has the following types, programs, L-values, statements, and expressions. We highlight the difference with [Gorinova et al. 2019] with boxes.

SlicStan Types:		SlicStan Program:	
$\ell ::= \text{DATA} \mid \text{MODEL} \mid \text{GENQUANT}$	level type	$P ::= \Gamma, S$	program
$n \in \mathbb{N}$	size		
$\tau ::= \text{real} \mid \text{int} \mid \boxed{\text{int}\langle n \rangle} \mid \tau[]$	base type	SlicStan L-Values:	
$T ::= (\tau, \ell)$	type	$L ::= x[E_1] \cdots [E_n]$	L-value
SlicStan Typing Environments:			
$\Gamma ::= \{x_1 \mapsto T_1, \dots, x_n \mapsto T_n\}$		typing environment	
SlicStan Statements:		SlicStan Expressions:	
$S ::=$	statement	$E ::=$	expression
$L = E$	assignment	x	variable
$S_1; S_2$	sequence	c	constant
for (x in $E_1 : E_2$) S	for loop	$[E_1, \dots, E_n]$	array
if (E) S_1 else S_2	if statement	$E_1[E_2]$	array element
skip	skip	$f(E_1, \dots, E_n)$	function call
$\boxed{\text{factor}(E)}$	factor statement	$\boxed{[E \mid x \text{ in } E_1 : E_2]}$	array comprehension
$\boxed{L \sim d(E_1, \dots, E_n)}$	sample statement	$\boxed{\text{target}(S)}$	evaluating a density

SlicStan programs consist of a pair Γ, S of a *typing environment* Γ (a finite map that assigns global variables x to their types T) and a *statement* S . Following the usual style of declaring variables in C-like languages, we informally present programs Γ, S in examples by sprinkling the type declarations of Γ throughout the statement S . For example, we write **data real** $x \sim \text{normal}(0, 1)$ for the program $\{x \mapsto (\text{real}, \text{DATA})\}, x \sim \text{normal}(0, 1)$. Sometimes, we will leave out types or write incomplete types in our examples. In this case, we intend for the missing types to be determined using type inference.

As we discuss in detail in § 2.3, a **factor**(E) statement can be read as multiplying the current *weight* (contribution to the model’s joint density) of the program trace by the value of E . Conversely, a **target**(S) expression initialises the weight to 1 and returns the weight that is accumulated after evaluating S . For example, if:

$$\begin{aligned} S &= x \sim \text{normal}(0, 1); y = 2 * x; z \sim \text{normal}(y, 1); \\ &= \text{factor}(\text{normal_pdf}(x|0, 1)); y = 2 * x; \text{factor}(\text{normal_pdf}(z|y, 1)); \end{aligned}$$

Then **target**(S) is semantically equivalent to $\text{normal_pdf}(x|0, 1) * \text{normal_pdf}(z|2 * x, 1)$.

We extend the base types of the language of [Gorinova et al. 2019] with **int**(n), which denotes a positive integer constrained from above by an integer n . For example if x is of type **int**(2), then

x can only be 1 or 2. These types allow us to specify the support of discrete variables, and they can easily be extended to include both upper and lower bounds. For the purpose of our typing rules, we treat $\mathbf{int}\langle n \rangle$ identically to \mathbf{int} . We only differentiate between these types in § 4, where our transformation uses the size annotation to eliminate a discrete variable.

2.2 Typing

Types T in SlicStan range over pairs (τ, ℓ) of a base type τ , and a level type ℓ . The level types ℓ form a lattice $(\{\mathbf{DATA}, \mathbf{MODEL}, \mathbf{GENQUANT}\}, \leq)$, where $\mathbf{DATA} \leq \mathbf{MODEL} \leq \mathbf{GENQUANT}$. We write $\bigsqcup_{i=1}^n \ell_i$ for the least upper bound of the levels ℓ_1, \dots, ℓ_n . We call variables of level \mathbf{DATA} *data (variables)*, of level \mathbf{MODEL} *model parameters*, and of level $\mathbf{GENQUANT}$ *generated quantities*. We refer to variables that are either of level \mathbf{MODEL} or $\mathbf{GENQUANT}$ simply as *parameters*. Given a typing environment Γ , we can consider the well-typedness of expressions and statements, given the types assigned to variables by Γ . The judgment $\Gamma \vdash E : (\tau, \ell)$ means that expression E has type τ and reads only level ℓ and below. The judgment $\Gamma \vdash S : \ell$ means that statement S assigns only to level ℓ and above. We write $\Gamma \vdash S$ as a shorthand for $\Gamma \vdash S : \mathbf{DATA}$.

The typing rules for expressions are those of [Gorinova et al. 2019] with added rules for the two constructs of array comprehensions and $\mathbf{target}(S)$ -expressions. The typing rules for statements are as in [Gorinova et al. 2019], with three differences (highlighted in boxes). **(FACTOR)** and **(SAMPLE)** add typing rules for the now new language constructs $\mathbf{factor}(E)$ and $L \sim d(E_1, \dots, E_n)$. The language supports a finite number of built-in functions f with type $\tau_1, \dots, \tau_n \rightarrow \tau$ and (conditional) distributions $d \in \text{Dist}(\tau_1, \dots, \tau_n; \tau)$ over τ given values of types τ_1, \dots, τ_n .

Typing Rules for Expressions:

$\frac{}{\Gamma \vdash E : (\tau, \ell) \quad \ell \leq \ell'}$	$\frac{}{\Gamma, x : T \vdash x : T}$	$\frac{\mathbf{ty}(c) = \tau}{\Gamma \vdash c : (\tau, \mathbf{DATA})}$	$\frac{\Gamma \vdash E_i : (\tau_i, \ell_i) \quad \forall i \in 1..n}{\Gamma \vdash f(E_1, \dots, E_n) : (\tau, \bigsqcup_{i=1}^n \ell_i)}$
$\frac{}{\Gamma \vdash E_1 : (\tau[], \ell) \quad \Gamma \vdash E_2 : (\mathbf{int}, \ell)}$	$\frac{}{\Gamma \vdash S : \ell'' \quad \forall \ell' > \ell. R_{\Gamma+\ell'}(S) = \emptyset^2}$		
$\frac{}{\Gamma \vdash E_1[E_2] : (\tau, \ell)}$	$\frac{}{\Gamma \vdash \mathbf{target}(S) : (\mathbf{real}, \ell)}$		
$\frac{}{\Gamma \vdash E_i : (\tau, \ell) \quad \forall i \in 1..n}$	$\frac{}{\Gamma \vdash E_1 : (\mathbf{int}, \ell) \quad \Gamma \vdash E_2 : (\mathbf{int}, \ell) \quad \Gamma, x : (\mathbf{int}, \ell) \vdash E : (\tau, \ell) \quad x \notin \text{dom}(\Gamma)}$		
$\frac{}{\Gamma \vdash [E_1, \dots, E_n] : (\tau[], \ell)}$	$\frac{}{\Gamma \vdash [E \mid x \mathbf{in} E_1 : E_2] : (\tau[], \ell)}$		

Typing Rules for Statements:

$\frac{}{\Gamma \vdash S : \ell' \quad \ell \leq \ell'}$	$\frac{}{\Gamma(L) = (\tau, \ell) \quad \Gamma \vdash E : (\tau, \ell)}$	$\frac{}{\Gamma \vdash E : (\mathbf{real}, \ell) \quad \Gamma \vdash S_1 : \ell \quad \Gamma \vdash S_2 : \ell}$
$\Gamma \vdash S : \ell$	$\Gamma \vdash (L = E) : \ell$	$\Gamma \vdash \mathbf{if}(E) S_1 \mathbf{else} S_2 : \ell$
$\frac{}{\Gamma \vdash S_1 : \ell \quad \Gamma \vdash S_2 : \ell \quad \mathcal{S}(S_1, S_2) \wedge \mathcal{G}(S_1, S_2)}$		$\frac{}{\Gamma \vdash E : (\mathbf{real}, \mathbf{MODEL})}$
$\Gamma \vdash (S_1; S_2) : \ell$		$\frac{}{\Gamma \vdash \mathbf{factor}(E) : \mathbf{MODEL}}$
		$\frac{}{\Gamma \vdash \mathbf{skip} : \ell}$

²We use $\ell' > \ell$ as a shorthand for $\ell \leq \ell' \wedge \neg \ell' \leq \ell$

$$\frac{(\text{SAMPLE})^3 (d \in \text{Dist}(\tau_1, \dots, \tau_n; \tau)) \quad \Gamma(L) = (\tau, \ell') \quad \Gamma \vdash E_i : (\tau_i, \ell), \forall i \in 1..n \quad \ell = \ell' \sqcup \text{MODEL}}{\Gamma \vdash L \sim d(E_1, \dots, E_n) : \ell}$$

(FOR)

$$\frac{\Gamma \vdash E_1 : (\mathbf{int}, \ell) \quad \Gamma \vdash E_2 : (\mathbf{int}, \ell) \quad \Gamma, x : (\mathbf{int}, \ell) \vdash S : \ell \quad x \notin \text{dom}(\Gamma) \quad x \notin W(S)}{\Gamma \vdash \mathbf{for}(x \mathbf{in} E_1 : E_2) S : \ell}$$

In these rules, we make use of the following notation (see [Appendix A](#) for precise definitions).

- $W(S)$: the set of variables x that have been assigned to in S .
- $R_{\Gamma+\ell}(S)$: the set of variables x that are read at level ℓ in S .
- $W_{\Gamma+\ell}(S)$: the set of variables x of level ℓ that have been assigned to in S .
- $\widetilde{W}_{\Gamma+\ell}(S)$: the set of variables x of level ℓ that have been \sim -ed in S .
- $W\widetilde{W}_{\Gamma+\ell}(S) = W_{\Gamma+\ell}(S) \cup \widetilde{W}_{\Gamma+\ell}(S)$

The intention in SlicStan is that statements of level ℓ are executed before those of ℓ' if $\ell < \ell'$. In order to follow that implementation strategy without reordering possibly non-commutative pairs of statements, we impose the condition $\mathcal{S}(S_1, S_2)$ when we sequence S_1 and S_2 in [\(SEQ\)](#).

DEFINITION 1 (SHREDDABLE SEQ). $\mathcal{S}(S_1, S_2) \triangleq \forall \ell_1, \ell_2. (\ell_2 < \ell_1) \implies R_{\Gamma+\ell_1}(S_1) \cap W_{\Gamma+\ell_2}(S_2) = \emptyset$.

For example, this excludes the following problematic program:

```
data real sigma = 1;
model real mu ~ normal(0, sigma);
sigma = 2;
```

Above, `sigma` and the statements `sigma=1` and `sigma=2` are of level **DATA**, which means they should be executed before the statement `mu ~ normal(0, sigma)`, which is of level **MODEL**. However, this would change the intended semantics of the program, giving `mu` a $\mathcal{N}(0, 2)$ prior instead of the intended $\mathcal{N}(0, 1)$ prior. This problematic program fails to typecheck in SlicStan, as it is not shreddable: $\neg \mathcal{S}(\text{mu} \sim \text{normal}(0, \text{sigma}), \text{sigma} = 2)$.

DEFINITION 2 (GENERATIVE SEQ). $\mathcal{G}(S_1, S_2) \triangleq \forall \ell \neq \text{MODEL}. \widetilde{W}_{\Gamma+\ell}(S_1) \cap W\widetilde{W}_{\Gamma+\ell}(S_2) = \emptyset \wedge W\widetilde{W}_{\Gamma+\ell}(S_1) \cap \widetilde{W}_{\Gamma+\ell}(S_2) = \emptyset$

To be able to read $x \sim \mathcal{N}(0, 1)$ at level **GENQUANT**, depending on the context, either as a probabilistic assignment to x or as a density contribution, we impose the condition $\mathcal{G}(S_1, S_2)$ when we sequence S_1 and S_2 . This excludes problematic programs like the following, in which the multiple assignments to y create a discrepancy between the density semantics of the program $p(y) = \mathcal{N}(y | 0, 1)\mathcal{N}(y | 0, 1)$ and the sampling-based semantics of the program $y = 5$.

```
genquant real y ~ normal(0, 1);
y ~ normal(0, 1);
y = 5;
```

This problematic program fails to typecheck in SlicStan owing to the \mathcal{G} constraint:

$\neg \mathcal{G}(y \sim \text{normal}(0, 1), y \sim \text{normal}(0, 1))$, and also $\neg \mathcal{G}(y \sim \text{normal}(0, 1), y = 5)$.

³ Here we use $\Gamma(L)$ to look up the type of the L-value L in Γ . Sometimes we will use an overloaded meaning of this notation ([Definition 14](#)) to look-up the level type of a general expression. Which $\Gamma(\cdot)$ we refer to will be clear from context.

2.3 Operational Semantics of SlicStan Statements

In this paper, we use a modified version of the semantics given in Gorinova et al. [2019]. We extend the call-by-value operational semantics given in that paper, and derive a more equational form that also includes the generated quantities.

We define a standard big-step operational semantics for SlicStan expressions and statements:

Big-step Relation

$(s, E) \Downarrow V$	expression evaluation
$(s, S) \Downarrow (s', w)$	statement evaluation

Here, s and s' are *states*, V is a *value* and $w \in \mathbb{R}_{>0}$ is a *weight*. Our statements can read and write the state with arbitrary destructive updates. The weight can be thought of as an element of state that stores a positive real value which only gets accessed by multiplying it with the value of an expression E , through the use of **factor**(E)-statements. It can only be read through a **target**(S)-statement which initialises the weight to 1, evaluates the statement S and returns the final weight.

Formally, states and values are defined as follows.

Values and States:

$V ::=$	value
c	constant
$[V_1, \dots, V_n]$	array
$s ::= x_1 \mapsto V_1, \dots, x_n \mapsto V_n \quad x_i \text{ distinct}$	state (finite map from variables to values)

In the rest of the paper, we use the notation for states $s = x_1 \mapsto V_1, \dots, x_n \mapsto V_n$:

- $s[x \mapsto V]$ is the state s , but where the value of x is updated to V if $x \in \text{dom}(s)$, or the element $x \mapsto V$ is added to s if $x \notin \text{dom}(s)$.
- $s[-x]$ is the state s , but where x is removed from the domain of s (if it were present).

We also define lookup and update operations on values:

- If U is an n -dimensional array value for $n \geq 0$ and c_1, \dots, c_n are suitable indexes into U , then the *lookup* $U[c_1] \dots [c_n]$ is the value in U indexed by c_1, \dots, c_n .
- If U is an n -dimensional array value for $n \geq 0$ and c_1, \dots, c_n are suitable indexes into U , then the (functional) *update* $U[c_1] \dots [c_n] := V$ is the array that is the same as U except that the value indexed by c_1, \dots, c_n is V .

The relation \Downarrow is deterministic but partial, as we do not explicitly handle error states. The purpose of the operational semantics is to define a density function in §§ 2.4, and any errors lead to the density being undefined. The big-step semantics is defined as follows.

Operational Semantics of Expressions:

(EVAL CONST)	(EVAL VAR)	(EVAL ARR)
$\frac{}{(s, c) \Downarrow c}$	$\frac{V = s(x) \quad x \in \text{dom}(s)}{(s, x) \Downarrow V}$	$\frac{(s, E_i) \Downarrow V_i \quad \forall i \in 1..n}{(s, [E_1, \dots, E_n]) \Downarrow [V_1, \dots, V_n]}$
(EVAL ARREL)	(EVAL PRIMCALL) ⁴	
$\frac{(s, E_1 \Downarrow V) \quad (s, E_2 \Downarrow c)}{(s, E_1[E_2]) \Downarrow V[c]}$	$\frac{(s, E_i) \Downarrow V_i \quad \forall i \in 1 \dots n \quad V = f(V_1, \dots, V_n)}{(s, f(E_1, \dots, E_n)) \Downarrow V}$	

$$\frac{\text{(EVAL ARRCOMP)}^5 \quad (s, E_1) \Downarrow n \quad (s, E_2) \Downarrow m \quad (s, E[i/x]) \Downarrow V_i, \forall n \leq i \leq m}{(s, [E \mid x \text{ in } E_1 : E_2]) \Downarrow [V_n, \dots, V_m]} \quad \frac{\text{(EVAL TARGET)} \quad (s, S) \Downarrow (s', w)}{(s, \text{target}(S)) \Downarrow w}$$

Operational Semantics of Statements:

$$\frac{\text{(EVAL ASSIGN)} \text{ (where } L = x[E_1] \dots [E_n]) \quad (s, E_i) \Downarrow V_i \quad \forall i \in 1..n \quad (s, E) \Downarrow V \quad U = s(x) \quad U' = (U[V_1] \dots [V_n] := V)}{(s, L = E) \Downarrow (s[x \mapsto U'], 1)}$$

$$\frac{\text{(EVAL SKIP)} \quad (s, \text{skip}) \Downarrow (s, 1)}{\text{(EVAL SEQ)} \quad (s, S_1) \Downarrow (s', w) \quad (s', S_2) \Downarrow (s'', w')}{(s, S_1; S_2) \Downarrow (s'', w * w')} \quad \frac{\text{(EVAL FORFALSE)} \quad (s, E_1) \Downarrow c_1 \quad (s, E_2) \Downarrow c_2 \quad c_1 > c_2}{(s, \text{for}(x \text{ in } E_1 : E_2) S) \Downarrow (s, 1)}$$

$$\frac{\text{(EVAL FORTRUE)} \quad \{(s, E_i) \Downarrow c_i\}_{i=1,2} \quad c_1 \leq c_2 \quad (s[x \mapsto c_1], S) \Downarrow (s', w) \quad (s'[-x], \text{for}(x \text{ in } (c_1 + 1) : c_2) S) \Downarrow (s'', w')}{(s, \text{for}(x \text{ in } E_1 : E_2) S) \Downarrow (s'', w * w')}$$

$$\frac{\text{(EVAL IFTRUE)} \quad (s, E) \Downarrow c \neq 0.0 \quad (s, S_1) \Downarrow (s', w)}{(s, \text{if}(E) S_1 \text{ else } S_2) \Downarrow (s', w)} \quad \frac{\text{(EVAL IFFALSE)} \quad (s, E) \Downarrow 0.0 \quad (s, S_2) \Downarrow (s', w)}{(s, \text{if}(E) S_1 \text{ else } S_2) \Downarrow (s', w)}$$

$$\frac{\text{(EVAL FACTOR)} \quad (s, E) \Downarrow V}{(s, \text{factor}(E)) \Downarrow (s, V)} \quad \frac{\text{(EVAL SAMPLE)}^6 \quad (s, L) \Downarrow V \quad (s, E_i) \Downarrow V_i, \forall 1 \leq i \leq n \quad V' = d(V|V_1, \dots, V_n)}{(s, L \sim d(E_1, \dots, E_n)) \Downarrow (s, V')}$$

Most rules of the big-step operational semantics are standard, with the exception of **(EVAL FACTOR)** and **(EVAL SAMPLE)**, which correspond to the PPL-specific language constructs **factor** and $L \sim d(E_1, \dots, E_n)$. While we refer to the latter construct as *probabilistic assignment*, its formal semantics is not that of an assignment statement: both the left and the right hand-side of the “assignment” are evaluated to a value, in order for the density contribution $d(V \mid V_1, \dots, V_n)$ to be evaluated and factored into the weight of the current execution trace. Contrary to **(EVAL ASSIGN)**, there is no binding of a result to a variable in **(EVAL SAMPLE)**. Of course, as is common in probabilistic programming, it might, at times⁷, be beneficial to execute these statements as actual probabilistic assignments. Our treatment of these statements is agnostic of such implementation details, however.

The design of the type system ensures that information can flow from a level ℓ to a higher one $\ell' \geq \ell$, but not a lower one $\ell' < \ell$: a noninterference result. To state this formally, we introduce the notions of *conformance between a state s and a typing environment Γ* and *ℓ -equality* of states.

We define a conformance relation on states s and typing environments Γ . A state s *conforms* to an environment Γ , whenever s provides values of the correct types for the variables used in Γ :

Conformance Relation:

$$s \models \Gamma \quad \text{state } s \text{ conforms to environment } \Gamma$$

Rule for the Conformance Relation:

⁴ $f(V_1, \dots, V_n)$ means applying the built-in function f on the values V_1, \dots, V_n .

⁵Here, we write $E[E'/x]$ for the usual capture avoiding substitution of E' for x in E .

⁶By $d(V|V_1, \dots, V_n)$, we mean the result of evaluating the intended built-in conditional distribution d on V, V_1, \dots, V_n .

⁷For example, in our Stan backend for SlicStan, if such a statement is of level **MODEL**, it will be executed as density contribution, while if it is of level **GENQUANT**, it will be executed as a probabilistic assignment.

$$\boxed{\begin{array}{c} \text{(STAN STATE)} \\ \frac{V_i \models \tau_i \quad \forall i \in I}{(x_i \mapsto V_i)^{i \in I} \models (x_i : \tau_i)^{i \in I}} \end{array}}$$

Here, $V \models \tau$ denotes that the value V is of type τ , and it has the following definition:

- $c \models \mathbf{int}$, if $c \in \mathbb{Z}$, and $c \models \mathbf{real}$, if $c \in \mathbb{R}$.
- $[V_1, \dots, V_n] \models \tau[n]$, if $\forall i \in 1 \dots n. V_i \models \tau$.

DEFINITION 3 (ℓ -EQUAL STATES).

Given a typing environment Γ , states $s_1 \models \Gamma$ and $s_2 \models \Gamma$ are ℓ -equal for level ℓ (written $s_1 \approx_\ell s_2$), if they differ only for variables of a level strictly higher than ℓ :

$$s_1 \approx_\ell s_2 \triangleq \forall x : (\tau, \ell') \in \Gamma. (\ell' \leq \ell \implies s_1(x) = s_2(x))$$

LEMMA 1 (NONINTERFERENCE OF \vdash).

Suppose $s_1 \models \Gamma$, $s_2 \models \Gamma$, and $s_1 \approx_\ell s_2$ for some ℓ . Then for SlicStan statement S and expression E :

- (1) If $\Gamma \vdash E : (\tau, \ell)$ and $(s_1, E) \Downarrow V_1$ and $(s_2, E) \Downarrow V_2$ then $V_1 = V_2$.
- (2) If $\Gamma \vdash S : \ell$ and $(s_1, S) \Downarrow s'_1, w_1$ and $(s_2, S) \Downarrow s'_2, w_2$ then $s'_1 \approx_\ell s'_2$.

PROOF. (1) follows by rule induction on the derivation $\Gamma \vdash E : (\tau, \ell)$, and using that if $\Gamma \vdash E : (\tau, \ell)$, E reads x and $\Gamma(x) = (\tau', \ell')$, then $\ell' \leq \ell$. (2) follows by rule induction on the derivation $\Gamma \vdash S : \ell$ and using (1). We present more details of the proof in [Appendix A](#). \square

2.4 Density Semantics

The semantic aspect of a SlicStan program Γ, S that we are the most interested in is the final weight w obtained after evaluating the program S . This is the value the program computes for the unnormalised joint density $p^*(\mathbf{x}) = p^*(\mathcal{D}, \theta, Q)$ over the data \mathcal{D} , the model parameters θ , and generated quantities Q of the program (see [§§ 2.6](#)). Given a program Γ, S , we separate the typing environment Γ into disjoint parts: Γ_σ and $\Gamma_{\mathbf{x}}$, such that Γ_σ contains precisely the variables that are deterministically assigned in S and $\Gamma_{\mathbf{x}}$ contains those which never get deterministically assigned; that is the variables \mathbf{x} with respect to which we define the target unnormalised density $p^*(\mathbf{x})$:

$$\Gamma_\sigma = \{(x : T) \in \Gamma \mid x \in W(S)\} \quad \Gamma_{\mathbf{x}} = \Gamma \setminus \Gamma_\sigma.$$

Similarly, any conforming state $s \models \Gamma$ separates as $\sigma \uplus \mathbf{x}$ with

$$\sigma = \{(x \mapsto V) \in s \mid x \in W(S)\} \quad \mathbf{x} = s \setminus \sigma.$$

Then, $\sigma \models \Gamma_\sigma$ and $\mathbf{x} \models \Gamma_{\mathbf{x}}$.

The semantics of a SlicStan program $\Gamma_\sigma, \Gamma_{\mathbf{x}}, S$ is a function $\llbracket S \rrbracket$ on states $\sigma \models \Gamma_\sigma$ and $\mathbf{x} \models \Gamma_{\mathbf{x}}$ that yields a pair of a state σ' and a weight w , such that:

$$\llbracket S \rrbracket(\sigma)(\mathbf{x}) = \sigma', w, \quad \text{where } \sigma \uplus \mathbf{x}, S \Downarrow \sigma' \uplus \mathbf{x}, w.$$

We will sometimes refer only to one of the two elements of the pair σ, w . In those cases we use the notation: $\llbracket S \rrbracket_s(\sigma)(\mathbf{x})$, $\llbracket S \rrbracket_p(\sigma)(\mathbf{x}) = \llbracket S \rrbracket(\sigma)(\mathbf{x})$. We call $\llbracket S \rrbracket_s$ the *state semantics* and $\llbracket S \rrbracket_p$ the *density semantics* of Γ, S . We will be particularly interested in the density semantics.

The function $\llbracket S \rrbracket_p(\sigma)$ is some positive function $\phi(\mathbf{x})$ of \mathbf{x} . If $\mathbf{x}_1, \mathbf{x}_2$ is a partitioning of \mathbf{x} and $\int \phi(\mathbf{x}) d\mathbf{x}_1$ is finite, we say $\phi(\mathbf{x})$ is an unnormalised density corresponding to the normalised density $p(\mathbf{x}_1 \mid \mathbf{x}_2) = \phi(\mathbf{x}) / \int \phi(\mathbf{x}) d\mathbf{x}_1$ over \mathbf{x}_1 and we write $\llbracket S \rrbracket_p(\sigma)(\mathbf{x}) \propto p(\mathbf{x}_1 \mid \mathbf{x}_2)$. Sometimes, when σ is clear from context, we will leave it implicit and simply write $p(\mathbf{x})$ for $p(\mathbf{x}; \sigma)$.

Next, we observe how the state and density semantics compose.

LEMMA 2 (SEMANTICS COMPOSES). *The state and density semantics compose as follows:*

$$\llbracket S_1; S_2 \rrbracket_s(\sigma)(\mathbf{x}) = \llbracket S_2 \rrbracket_s(\llbracket S_1 \rrbracket_s(\sigma)(\mathbf{x}))(\mathbf{x}) \quad \llbracket S_1; S_2 \rrbracket_p(\sigma)(\mathbf{x}) = \llbracket S_1 \rrbracket_p(\sigma)(\mathbf{x}) \times \llbracket S_2 \rrbracket_p(\llbracket S_1 \rrbracket_s(\sigma)(\mathbf{x}))(\mathbf{x})$$

Throughout the paper we use the following notation to separate the store in a concise way.

DEFINITION 4 ($\Gamma_\ell(s)$ OR s_ℓ).

For a typing environment Γ and a store $s \models \Gamma$, let $\Gamma_\ell(s) = \{(x \mapsto V) \in s \mid \Gamma(x) = (_, \ell)\}$. When it is clear which typing environment the notation refers to, we write simply s_ℓ instead of $\Gamma_\ell(s)$.

Using this definition, we re-state the noninterference result in the following convenient form.

LEMMA 3 (NONINTERFERENCE OF \vdash REFORMULATED). *Let $\Gamma_\sigma, \Gamma_x \vdash S$ be a well-typed SlicStan program. For all levels $\ell \in \{\text{DATA}, \text{MODEL}, \text{GENQUANT}\}$, there exist unique functions f_ℓ , such that for all $\sigma \models \Gamma_\sigma, \mathbf{x} \models \Gamma_x$ and σ' such that $\llbracket S \rrbracket_s(\sigma)(\mathbf{x}) = \sigma'$, $\sigma'_\ell = f_\ell(\{\sigma_{\ell'}, \mathbf{x}_{\ell'} \mid \ell' \leq \ell\})$.*

2.5 Shredding and Translation to Stan

A key aim of SlicStan is to rearrange the input program into three phases of execution, corresponding to the levels of the type system: **DATA** preprocessing, core **MODEL** code to run MCMC or another inference algorithm on, and **GENQUANT**, or generated quantities, which amount to sample post-processing after inference is performed. The motivation for these phases is that they all naturally appear in the workflow of probabilistic programming. The blocks of the Stan are built around this phase distinction, and compilation of SlicStan to Stan and comparable back-ends requires it.

The phases impose different restrictions on the code and make it incur differing computational costs. The model phase is by far the most expensive to evaluate: code in this phase tends to be executed repeatedly within the inner loop of an inference algorithm like an MCMC method. Further, it tends to be automatically differentiated [Griewank and Walther 2008] in case gradient-based inference algorithms are used, which restricts the available programming features and increases the space and time complexity of evaluation. Type inference in SlicStan combined with shredding allows the user to write their code without worrying about the performance of different phases, as code will be shredded into its optimal phase of execution.

The shredding relation is in the core of this rearrangement. Shredding takes a SlicStan statement S and splits it into three *single-level statements* (Definition 5). That is, $S \Downarrow_{\Gamma} S_D, S_M, S_Q$ means we split S into sub-statements S_D, S_M, S_Q , where S_D mentions only **DATA** variables, S_M mentions **DATA** and **MODEL** variables, and S_Q is the rest of the program, and such that the composition $S_D; S_M; S_Q$ behaves the same as the original program S . When combined with type inference, shredding automatically determines optimal statement placement, such that only necessary work is executed in the ‘heavy-weight’ **MODEL** part of inference.

We adapt the shredding from [Gorinova et al. 2019], so that the following holds for the three sub-statements of a shredded well-typed SlicStan program $\Gamma \vdash S$:

- S_D implements *deterministic data preprocessing*: no contributions to the density are allowed.
- S_M is the *inference core*: it is the least restrictive of the three slices — either or both of S_D and S_Q can be merged into S_M . It can involve contributions to the density which require advanced inference for sampling. Therefore, this is the part of the program which requires the most computation during inference (in Stan, what is run inside HMC);
- S_Q represents *sample post-processing*: any contributions to the density are generative. That is, they can immediately be implemented using draws from random number generators.

In terms of inference, we can run S_D once as a pre-processing step. Then use a suitable inference algorithm for S_M (in the case of Stan, that's HMC, but we can use other MCMC or VI algorithms), and, finally, we use ancestral sampling for S_Q .⁸

Shredding Relation

$S \Downarrow_{\Gamma} (S_D, S_M, S_Q)$	statement shredding
---	---------------------

Shredding Rules for Statements:

(SHRED ASSIGN)

$\Gamma(L) = (_, \text{DATA}) \rightarrow S_D = L = E, S_M = S_Q = \text{skip}$	(SHRED SEQ)
$\Gamma(L) = (_, \text{MODEL}) \rightarrow S_M = L = E, S_D = S_Q = \text{skip}$	$\frac{S_1 \Downarrow_{\Gamma} S_{D_1}, S_{M_1}, S_{Q_1} \quad S_2 \Downarrow_{\Gamma} S_{D_2}, S_{M_2}, S_{Q_2}}{S_1; S_2 \Downarrow_{\Gamma} (S_{D_1}; S_{D_2}), (S_{M_1}; S_{M_2}), (S_{Q_1}; S_{Q_2})}$
$\Gamma(L) = (_, \text{GENQUANT}) \rightarrow S_Q = L = E, S_D = S_M = \text{skip}$	$\frac{L = E \Downarrow_{\Gamma} (S_D, S_M, S_Q)}{S_1; S_2 \Downarrow_{\Gamma} (S_{D_1}; S_{D_2}), (S_{M_1}; S_{M_2}), (S_{Q_1}; S_{Q_2})}$

(SHRED FACTOR)

$\Gamma(E) = \text{DATA} \rightarrow S_D = \text{factor}(E), S_M = S_Q = \text{skip}$	(SHRED SKIP)
$\Gamma(E) = \text{MODEL} \rightarrow S_M = \text{factor}(E), S_D = S_Q = \text{skip}$	$\frac{\text{skip} \Downarrow_{\Gamma} (\text{skip}, \text{skip}, \text{skip})}{\text{factor}(E) \Downarrow_{\Gamma} (S_D, S_M, S_Q)}$
$\Gamma(E) = \text{GENQUANT} \rightarrow S_Q = \text{factor}(E), S_D = S_M = \text{skip}$	$\text{skip} \Downarrow_{\Gamma} (\text{skip}, \text{skip}, \text{skip})$

(SHRED SAMPLE)

$\Gamma(L, E_1, \dots, E_n) = \text{DATA} \rightarrow S_D = L \sim d(E_1, \dots, E_n), S_M = S_Q = \text{skip}$	
$\Gamma(L, E_1, \dots, E_n) = \text{MODEL} \rightarrow S_M = L \sim d(E_1, \dots, E_n), S_D = S_Q = \text{skip}$	
$\Gamma(L, E_1, \dots, E_n) = \text{GENQUANT} \rightarrow S_Q = L \sim d(E_1, \dots, E_n), S_D = S_M = \text{skip}$	
$\frac{L \sim d(E_1, \dots, E_n) \Downarrow_{\Gamma} (S_D, S_M, S_Q)}{L \sim d(E_1, \dots, E_n) \Downarrow_{\Gamma} (S_D, S_M, S_Q)}$	

(SHRED IF)

$S_1 \Downarrow_{\Gamma} (S_{D_1}, S_{M_1}, S_{Q_1})$	$S_2 \Downarrow_{\Gamma} (S_{D_2}, S_{M_2}, S_{Q_2})$
$\text{if}(g) S_1 \text{ else } S_2 \Downarrow_{\Gamma} (\text{if}(g) S_{D_1} \text{ else } S_{D_2}), (\text{if}(g) S_{M_1} \text{ else } S_{M_2}), (\text{if}(g) S_{Q_1} \text{ else } S_{Q_2})$	

(SHRED FOR)

$S \Downarrow_{\Gamma} (S_D, S_M, S_Q)$	
$\text{for}(x \text{ in } g_1 : g_2) S \Downarrow_{\Gamma} (\text{for}(x \text{ in } g_1 : g_2) S_D), (\text{for}(x \text{ in } g_1 : g_2) S_M), (\text{for}(x \text{ in } g_1 : g_2) S_Q)$	

Here, $\Gamma(E)$ (Definition 14) gives the principal type of an expression E , while $\Gamma(E_1, \dots, E_n)$ (Definition 15) gives the least upper bound of the principal types of E_1, \dots, E_n .

The (SHRED IF) and (SHRED FOR) rules make sure to shred if and for statements so that they are separated into parts which can be computed independently at each of the three levels. Note that the usage of **if** and **for** guards is simplified, to avoid stating rules for when the guard(s) are of different levels. For example, if we have a statement **if**(E) S_1 **else** S_2 , where E is of level **MODEL**, we cannot access E at level **DATA**, thus the actual shredding rule we would use is:

(SHRED IF MODEL LEVEL)

$S_1 \Downarrow_{\Gamma} (S_{D_1}, S_{M_1}, S_{Q_1})$	$S_2 \Downarrow_{\Gamma} (S_{D_2}, S_{M_2}, S_{Q_2})$
$\text{if}(g) S_1 \text{ else } S_2 \Downarrow_{\Gamma} \text{skip}, (\text{if}(g) S_{D_1}; S_{M_1} \text{ else } S_{D_2}; S_{M_2}), (\text{if}(g) S_{Q_1} \text{ else } S_{Q_2})$	

⁸Ancestral (or forward) sampling refers to the method of sampling from a joint distribution by individually sampling variables from the factors constituting the joint distribution. For example, we can sample from $p(x, y) = p(x)p(y | x)$ by randomly generating \hat{x} according to $p(x)$, and then randomly generating \hat{y} according to $p(y | x = \hat{x})$.

These shredding rules follow very closely those given by [Gorinova et al. \[2019\]](#). The main difference is that sample statements ($L \sim d(E_1, \dots, E_n)$) are allowed to be of **GENQUANT** level and can be included in the last, generative slice of the program (see rule **(SHRED SAMPLE)**). In other words, such **GENQUANT** sample statements are those statements that can be interpreted as probabilistic assignment (using random number generator functions) to directly sample from the posterior distribution according to ancestral sampling.

We provide proofs for the following key results in [Appendix A](#): shredding produces *single-level statements* ([Definition 5](#) and [Lemma 4](#)) and shredding is semantics preserving ([Lemma 6](#)).

Intuitively, a single-level statement of level ℓ is one that updates only variables of level ℓ .

DEFINITION 5 (SINGLE-LEVEL STATEMENT $\Gamma \vdash \ell(S)$). We define single-level statements S of level ℓ with respect to Γ (written $\Gamma \vdash \ell(S)$), by induction:

Single Level Statements:

(ASSIGN SINGLE) $\frac{\Gamma(x) = (_, \ell)}{\Gamma \vdash \ell(x[E_1] \cdots [E_n] = E)}$	(SEQ SINGLE) $\frac{\Gamma \vdash \ell(S) \quad \Gamma \vdash \ell(S')}{\Gamma \vdash \ell(S; S')}$	(FOR SINGLE) $\frac{\Gamma, x : (\text{int}, \ell) \vdash \ell(S)}{\Gamma \vdash \ell(\text{for}(x \text{ in } E_1 : E_2) S)}$	(IF SINGLE) $\frac{\Gamma \vdash \ell(S_1) \quad \Gamma \vdash \ell(S_2)}{\Gamma \vdash \ell(\text{if}(E) S_1 \text{ else } S_2)}$
(SKIP SINGLE) $\Gamma \vdash \ell(\text{skip})$	(FACTOR SINGLE) $\frac{\Gamma \vdash E : \ell \quad \forall \ell' < \ell. \Gamma \not\vdash E : \ell'}{\Gamma \vdash \ell(\text{factor}(E))}$		
(SAMPLE SINGLE) $\frac{\Gamma \vdash L \sim d(E_1, \dots, E_n) : \ell \quad \forall \ell' < \ell. \Gamma \not\vdash L \sim d(E_1, \dots, E_n) : \ell'}{\Gamma \vdash \ell(L \sim d(E_1, \dots, E_n))}$			

LEMMA 4 (SHREDDING PRODUCES SINGLE-LEVEL STATEMENTS).

$$\Gamma \vdash S \wedge S \Downarrow_{\Gamma} (S_D, S_M, S_Q) \implies \Gamma \vdash \text{DATA}(S_D) \wedge \Gamma \vdash \text{MODEL}(S_M) \wedge \Gamma \vdash \text{GENQUANT}(S_Q)$$

We prove a result about the effect of single-level statements on the store and weight of well-typed programs ([Lemma 5](#)). Intuitively, this result shows that a single-level statement of level ℓ acts on the state and weight in a way that is independent of levels greater than ℓ .

LEMMA 5 (PROPERTY OF SINGLE-LEVEL STATEMENTS).

Let $\Gamma_{\sigma}, \Gamma_{\mathbf{x}}, S$ be a SlicStan program, such that S is a single-level statement of level ℓ , $\Gamma \vdash \ell(S)$. Then there exist unique functions f and ϕ , such that for any $\sigma, \mathbf{x} \models \Gamma_{\sigma}, \Gamma_{\mathbf{x}}$:

$$\llbracket S \rrbracket(\sigma)(\mathbf{x}) = f(\sigma_{\leq \ell}, \mathbf{x}_{\leq \ell}) \cup \sigma_{> \ell}, \quad \phi(\sigma_{\leq \ell})(\mathbf{x}_{\leq \ell}),$$

where we write $\sigma_{\leq \ell} = \{(x \mapsto V) \in \sigma \mid \Gamma_{\sigma}(x) = (_, \ell)\}$ and $\sigma_{> \ell} = \sigma \setminus \sigma_{\leq \ell}$.

LEMMA 6 (SEMANTIC PRESERVATION OF \Downarrow_{Γ}).

If $\Gamma \vdash S : \text{DATA}$ and $S \Downarrow_{\Gamma} (S_D, S_M, S_Q)$ then $\llbracket S \rrbracket = \llbracket S_D; S_M; S_Q \rrbracket$.

2.6 Density Factorisation

As an extension of [[Gorinova et al. 2019](#)], we show that shredding induces a natural factorization of the density implemented by the program: $p(\mathcal{D}, \theta, Q) = p(\theta, \mathcal{D})p(Q \mid \theta, \mathcal{D})$.⁹ This means that we can separate the program into a deterministic preprocessing part, a part that uses a ‘heavy-weight’ inference algorithm, such as HMC, and a part that uses simple ancestral sampling.

⁹Here, $p(Q \mid \theta, \mathcal{D})$ denotes the conditional probability density of Q , given the values of θ and \mathcal{D} .

THEOREM 1 (SHREDDING INDUCES A FACTORISATION OF THE DENSITY).

Suppose $\Gamma \vdash S : \text{DATA}$ and $S \Downarrow_{\Gamma} S_D, S_M, S_Q$ and $\Gamma = \Gamma_{\sigma}, \Gamma_{\mathcal{D}}, \Gamma_{\theta}, \Gamma_Q$. For all $\sigma, \mathcal{D}, \theta$, and Q : if $\sigma, \mathcal{D}, \theta, Q \models \Gamma_{\sigma}, \Gamma_{\mathcal{D}}, \Gamma_{\theta}, \Gamma_Q$, and $\llbracket S \rrbracket_p(\sigma)(\mathcal{D}, \theta, Q) \propto p(\mathcal{D}, \theta, Q)$ and $\tilde{W}(S_Q) = \text{dom}(\Gamma_Q)$ then:

- (1) $\llbracket S_M \rrbracket_p(\sigma_{\mathcal{D}})(\mathcal{D}, \theta, Q) \propto p(\theta, \mathcal{D})$
- (2) $\llbracket S_Q \rrbracket_p(\sigma_M)(\mathcal{D}, \theta, Q) = p(Q \mid \theta, \mathcal{D})$

where $\sigma_{\mathcal{D}} = \llbracket S_D \rrbracket_s(\sigma)(\mathcal{D}, \theta, Q)$, $\sigma_M = \llbracket S_M \rrbracket_s(\sigma_{\mathcal{D}})(\mathcal{D}, \theta, Q)$, and $p(\mathcal{D}, \theta, Q) = p(\mathcal{D}, \theta)p(Q \mid \mathcal{D}, \theta)$.

PROOF. This follows by proving a more general result using induction on the structure of S , [Lemma 6](#), [Lemma 2](#) and [Lemma 4](#). See [Appendix A](#) for full proof. \square

The given SlicStan program S defines a joint density $p(\mathcal{D}, \theta, Q)$. By shredding we obtain a **MODEL** block S_M that defines $p(\theta, \mathcal{D})$ and a **GENQUANT** block S_Q that defines $p(Q \mid \theta, \mathcal{D})$. Hence, inference in Stan using these blocks recovers the semantics $p(\mathcal{D}, \theta, Q)$ of the SlicStan program.

3 THEORY: CONDITIONAL INDEPENDENCE BY TYPING

This section presents the main theoretical contribution of the paper: an information flow type system for conditional independence. We present a type system and show that a well-typed program in that system is guaranteed to have certain conditional independencies in its density semantics. As a reminder, determining the conditional independence relationships between variables is important, as such relationships capture a qualitative summary of the specified model and can facilitate more efficient inference. For example, in [§ 4](#) we present an application that uses our type system: a semantic-preserving transformation that allows for discrete parameters to be introduced in SlicStan, which was previously not possible due to efficiency constraints.

Our aim is to optimise probabilistic programs by transforming abstract syntax trees or intermediate representations (as in the Stan compiler) that are close to abstract syntax. Hence, we seek a way to compute conditional dependencies by a type-based source analysis, rather than by explicitly constructing a separate graphical representation of the probabilistic model.

Given three disjoint sets of random variables (RVs) A, B and C , we say that A is *conditionally independent* of B given C , written $A \perp\!\!\!\perp B \mid C$, if and only if their densities factorise as $p(A, B \mid C) = p(A \mid C)p(B \mid C)$. (An alternative formulation states that $A \perp\!\!\!\perp B \mid C$ if and only if $p(A, B, C) = \phi_1(A, C)\phi_2(B, C)$ for some functions ϕ_1 and ϕ_2 .) Deriving conditional independencies in the presence of a graphical model (such as a factor graph¹⁰) is straightforward, which is why some PPLs focus on building and performing inference on graphs (for example, Infer.NET [[Minka et al. 2014](#)]). However, building and manipulating a factor graph in generative PPLs (e.g. Gen [[Cusumano-Towner et al. 2019](#)], Pyro [[Uber AI Labs 2017](#)], Edward2 [[Tran et al. 2018](#)], PyMC3 [[Salvatier et al. 2016](#)]) or imperative density-based PPLs (SlicStan, Stan) is not straightforward. Dependencies between modelled variables might be separated by various deterministic transformations, making it harder to track the information flow, and – more importantly – more difficult to isolate parts of the model needed for transformations such as variable elimination. In the case of SlicStan, each program can still be thought of as specifying a factor graph *implicitly*. In this paper, we focus on the problem of how to work with conditional independence information implicitly encoded in a probabilistic program, without having access to an explicit factor graph. For example, consider Program A:

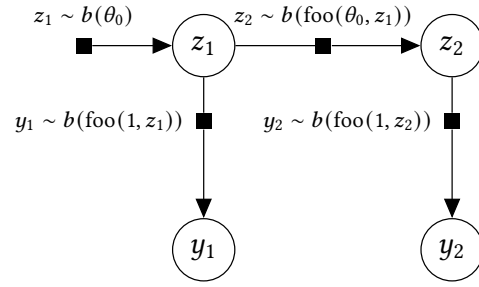
¹⁰A factor graph is a bipartite graph that shows the factorisation of a multivariable function. Variables are circular nodes, and each factor of the function is a square node. An edge exists between a variable node x and a factor node ϕ if and only if ϕ is a function of x . See Program A and its corresponding factor graph as an example, or [[Koller and Friedman 2009](#)] for details.

A. Simple Hidden Markov Model (HMM)

```

int<2> z1 ~ bern( $\theta_0$ );
real  $\theta_1$  = foo( $\theta_0$ , z1);
int<2> z2 ~ bern( $\theta_1$ );
real  $\phi_1$  = foo(1, z1);
real  $\phi_2$  = foo(1, z2);
int<2> y1 ~ bern( $\phi_1$ );
int<2> y2 ~ bern( $\phi_2$ );

```



The factor graph above represents the factorisation of the joint density function over the parameters of the program: $p(z_1, z_2, y_1, y_2) = b(z_1 | \theta_0)b(y_1 | \text{foo}(1, z_1))b(z_2 | \text{foo}(\theta_0, z_1))b(y_2 | \text{foo}(1, z_2))$. Each of the four factors is represented by a square node in the graph, and it connects to the variables (circle nodes) that the factor depends on. This representation is useful for thinking about conditional independencies. For example, it is immediately evident from the graph that variables which connect to the same square node cannot be conditionally independent as they share a factor. More generally, if there is an (uninterrupted by observed variables) direct path between two variables, then these two variables are *not* conditionally independent [Frey 2002].

When looking at the factor graph, it is straightforward to see that z_1 and z_2 are *not* conditionally independent, and neither are z_1 and y_1 nor z_2 and y_2 , as there is a direct path between each of these pairs. When looking at the program, however, we need to reason about the information flow through the deterministic variables θ_1, ϕ_1 and ϕ_2 to reach the same conclusion.

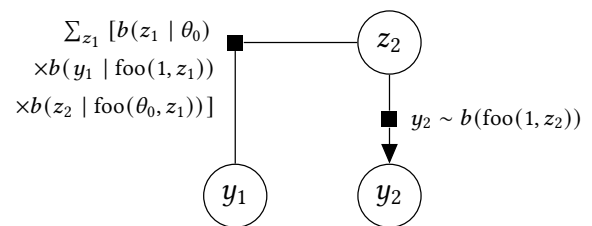
Moreover, manipulation of the program based on conditional dependencies can also be more difficult without a factor graph. As an example, consider the problem of variable elimination (which we discuss in more details in §§ 4.3). If we are to eliminate z_1 in the factor graph, using variable elimination, we would simply merge the factors directly connected to z_1 , sum over z_1 , and attach the new factors to all former neighbours of z_1 (in this case y_1 and z_2 , but not y_2). However, in the case of an imperative program, we need to isolate all the statements that depend on z_1 , and group them together without changing the meaning of the program beyond the elimination:

B. HMM with z_1 marginalised out

```

factor(sum([target(
  z1 ~ bern( $\theta_0$ ); real  $\theta_1$  = foo( $\theta_0$ , z1);
  z2 ~ bern( $\theta_1$ ); real  $\phi_1$  = foo(1, z1);
  y1 ~ bern( $\phi_1$ ); ) | z1 in 1 : 2 ]));
real  $\phi_2$  = foo(1, z2);
int<2> y2 ~ bern( $\phi_2$ );

```



We need a way to analyse the information flow to determine conditional independencies between variables. In the example above, we can leave y_2 out of the elimination of z_1 , because z_1 and y_2 are conditionally independent given z_2 , written $z_1 \perp\!\!\!\perp y_2 | z_2$.

To analyse the information flow, we introduce a novel type system, which we refer to via the relation \vdash_2 . It works with a lower semi-lattice ($\{\mathbf{L1}, \mathbf{L2}, \mathbf{L3}\}, \leq$) of levels, where $\mathbf{L1} \leq \mathbf{L2}$ and $\mathbf{L1} \leq \mathbf{L3}$ and $\mathbf{L2}$ and $\mathbf{L3}$ are unrelated. (Recall that a lower semi-lattice is a partial order in which any two elements ℓ_1, ℓ_2 have a greatest lower bound $\ell_1 \sqcap \ell_2$ but do not always have an upper bound.) A well-typed program induces a conditional independence relationship for the (random) variables (RVs) in the program: $\mathbf{L2}$ -RVs $\perp\!\!\!\perp \mathbf{L3}$ -RVs | $\mathbf{L1}$ -RVs.

In the example above, this result allows us to eliminate $\mathbf{L2}$ -variables (z_1), while only considering $\mathbf{L1}$ -variables (y_1 and z_2) and knowing $\mathbf{L3}$ -variables (y_2) are unaffected by the elimination. We can use

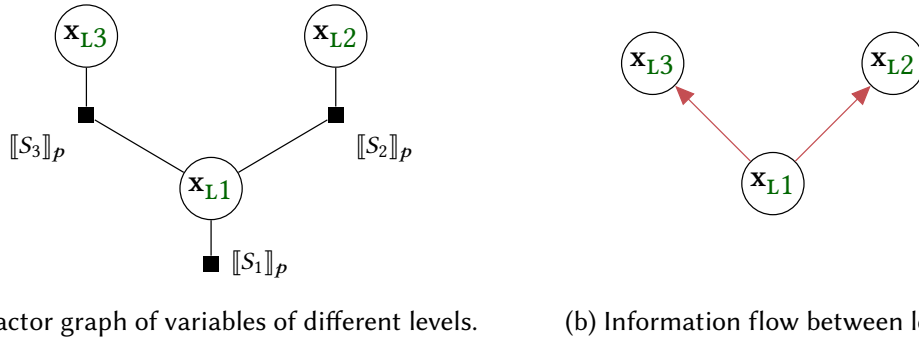


Fig. 2. Intuition for the semi-lattice case $L1 < L2$ and $L1 < L3$, where x_ℓ is of level ℓ . We get $x_{L2} \perp\!\!\!\perp x_{L3} \mid x_{L1}$.

a shredding relation almost identical to that of § 2.5 to slice the program in a semantics-preserving way, and isolate the sub-statements needed for elimination. Here, θ_1 and ϕ_1 must be of level $L2$ for the program to be well-typed. Thus, all statements involving z_1 , θ_1 or ϕ_1 are of level $L2$, and the shredding relation groups them together inside of the elimination loop for z_1 .

Figure 2 shows the relationship between the levels $L1$, $L2$, $L3$ and the shredding relation. Information flows from $L1$ to $L2$ and $L3$, but there is no flow of information between $L2$ and $L3$ (Figure 2b). A \vdash_2 -well-typed program S is shredded by $\hat{\uparrow}_\Gamma$ into S_1 , S_2 and S_3 , where S_1 only mentions $L1$ variables, S_2 only mentions $L1$ and $L2$ variables, and S_3 only mentions $L1$ and $L3$ variables. This can be understood as a new factor graph formulation of the original program S , where each of the substatements S_1, S_2, S_3 defines a factor connected to any involved variables (Figure 2a).

Our approach relies on determining the $L1, L2, L3$ level types by type inference, as they are *not* intrinsic to the variables or program in any way, but are designed solely to determine conditional independence relationships. These types are not accessible by the probabilistic programming user. Our type system makes it possible to answer various questions about conditional independence in a program. Assuming a program defining a joint density $p(\mathbf{x})$, we can use the type system to:

- (1) Check if $x_2 \perp\!\!\!\perp x_3 \mid x_1$ for some partitioning $\mathbf{x} = x_1, x_2, x_3$.
- (2) Find an optimal variable partitioning. Given a variable $x \in \mathbf{x}$, find a partitioning $\mathbf{x} = x_1, x_2, x_3$, such that $x \in x_2$, $x_2 \perp\!\!\!\perp x_3 \mid x_1$, and x_1 and x_2 are as small as possible.
- (3) Ask questions about the Markov boundary of a variable. Given two variables x and x' , find the partitioning $\mathbf{x} = x, x_1, x_2$, such that $x \perp\!\!\!\perp x_1 \mid x_2$ and x_2 is as small as possible. Is x' in x_2 ? In other words, is x' in the Markov boundary of x ?

In the rest of § 3, we give the \vdash_2 type system (§ 3.1), state a noninterference result (Lemma 7, Lemma 8) and show that semantics is preserved when shredding \vdash_2 -well-typed programs (Lemma 10). We present the type system and transformation rules in a declarative style. The implementation relies on type inference, which we discuss in § 4.4. We derive a result about the way shredding factorises the density defined by the program (Theorem 2). We prove a conditional independence result (§ 3.2, Theorem 3) and discuss the scope of our approach with examples (§ 3.3).

3.1 The \vdash_2 Type System

We introduce a modified version of SlicStan's type system. Once again, types T range over pairs (τ, ℓ) of a base type τ , and a level type ℓ , but levels ℓ are one of $L1, L2$, or $L3$, which form a lower semi-lattice $(\{L1, L2, L3\}, \leq)$, where $L1 \leq L2$ and $L1 \leq L3$. This means, for example, that an $L2$ variable can depend on an $L1$ variable, but an $L3$ variable cannot depend on an $L2$ variable, as level types $L2$ and $L3$ are incomparable.

The type system is a standard information flow type system, very similar to the \vdash system introduced in § 2.2. We mark the only non-standard rules, (SAMPLE2), (FACTOR2), and (SEQ2), which also differ from those of \vdash . (SAMPLE2) and (FACTOR2) both have the same effect as an assignment to an implicit weight variable that can be of any of the three levels. (SEQ2) is a less restrictive version of (SEQ) and exactly as in [Gorinova et al. 2019], and it makes sure the program can be sliced later.

Note also that the non-interference between L2 and L3 relies on the (PRIMCALL2) rule not being derivable when the least upper bound $\bigsqcup_{i=1}^n \ell_i$ does not exist.

Typing Rules for Expressions:

$\frac{\Gamma \vdash_2 E : (\tau, \ell) \quad \ell \leq \ell'}{\Gamma \vdash_2 E : (\tau, \ell')}$	$\frac{(\text{VAR2})}{\Gamma, x : T \vdash_2 x : T}$	$\frac{(\text{CONST2}) \quad \mathbf{ty}(c) = \tau}{\Gamma \vdash_2 c : (\tau, \text{L1})}$	$\frac{(\text{ARR2}) \quad \Gamma \vdash_2 E_i : (\tau, \ell) \quad \forall i \in 1..n}{\Gamma \vdash_2 [E_1, \dots, E_n] : (\tau[n], \ell)}$
$\frac{(\text{ARRREL2}) \quad \Gamma \vdash_2 E_1 : (\tau[n], \ell) \quad \Gamma \vdash E_2 : (\mathbf{int}, \ell)}{\Gamma \vdash_2 E_1[E_2] : (\tau, \ell)}$	$\frac{(\text{PRIMCALL2})(f : \tau_1, \dots, \tau_n \rightarrow \tau) \quad \Gamma \vdash_2 E_i : (\tau_i, \ell_i) \quad \forall i \in 1..n}{\Gamma \vdash_2 f(E_1, \dots, E_n) : (\tau, \bigsqcup_{i=1}^n \ell_i)}$		
$\frac{(\text{ARRCOMP2}) \quad \forall i = 1, 2. \Gamma \vdash_2 E_i : (\mathbf{int}, \ell) \quad \Gamma, x : (\mathbf{int}, \ell) \vdash E : (\tau, \ell) \quad x \notin \text{dom}(\Gamma)}{\Gamma \vdash_2 [E \mid x \mathbf{in} E_1 : E_2] : (\tau[n], \ell)}$		$\frac{(\text{TARGET2}) \quad \Gamma \vdash_2 S : \ell'' \quad \forall \ell' > \ell. R_{\Gamma \vdash \ell'}(S) = \emptyset}{\Gamma \vdash_2 \mathbf{target}(S) : (\mathbf{real}, \ell)}$	

Typing Rules for Statements:

$\frac{(\text{SSUB2}) \quad \Gamma \vdash_2 S : \ell' \quad \ell \leq \ell'}{\Gamma \vdash_2 S : \ell}$	$\frac{(\text{ASSIGN2}) \quad \Gamma(L) = (\tau, \ell) \quad \Gamma \vdash_2 E : (\tau, \ell)}{\Gamma \vdash_2 (L = E) : \ell}$	
$\frac{(\text{SAMPLE2}) \quad \Gamma \vdash_2 \mathbf{factor}(D(L \mid E_1, \dots, E_n)) : \ell}{\Gamma \vdash_2 L \sim D_{\text{dist}}(E_1, \dots, E_n) : \ell}$	$\frac{(\text{FACTOR2}) \quad \Gamma \vdash_2 E : (\mathbf{real}, \ell)}{\Gamma \vdash_2 \mathbf{factor}(E) : \ell}$	$\frac{(\text{SEQ2}) \quad \Gamma \vdash_2 S_1 : \ell \quad \Gamma \vdash_2 S_2 : \ell \quad \mathcal{S}(S_1, S_2)}{\Gamma \vdash_2 (S_1; S_2) : \ell}$
$\frac{(\text{IF2}) \quad \Gamma \vdash_2 E : (\mathbf{bool}, \ell) \quad \Gamma \vdash_2 S_1 : \ell \quad \Gamma \vdash_2 S_2 : \ell}{\Gamma \vdash_2 \mathbf{if}(E) S_1 \mathbf{else} S_2 : \ell}$	$\frac{(\text{SKIP2})}{\Gamma \vdash_2 \mathbf{skip} : \ell}$	
$\frac{(\text{FOR2}) \quad \Gamma \vdash_2 E_1 : (\mathbf{int}, \ell) \quad \Gamma \vdash_2 E_2 : (\mathbf{int}, \ell) \quad \Gamma, x : (\mathbf{int}, \ell) \vdash_2 S : \ell \quad x \notin \text{dom}(\Gamma) \quad x \notin W(S)}{\Gamma \vdash_2 \mathbf{for}(x \mathbf{in} E_1 : E_2) S : \ell}$		

We state and prove a noninterference result for \vdash_2 , which follows similarly to the result for \vdash .

LEMMA 7 (NONINTERFERENCE OF \vdash_2). *Suppose $s_1 \models \Gamma$, $s_2 \models \Gamma$, and $s_1 \approx_\ell s_2$ for some ℓ . Then for a SlicStan statement S and expression E :*

- (1) *If $\Gamma \vdash_2 E : (\tau, \ell)$ and $(s_1, E) \Downarrow V_1$ and $(s_2, E) \Downarrow V_2$ then $V_1 = V_2$.*
- (2) *If $\Gamma \vdash_2 S : \ell$ and $(s_1, S) \Downarrow s'_1, w_1$ and $(s_2, S) \Downarrow s'_2, w_2$ then $s'_1 \approx_\ell s'_2$.*

PROOF. (1) follows by rule induction on the derivation $\Gamma \vdash_2 E : (\tau, \ell)$, and using that if $\Gamma \vdash_2 E : (\tau, \ell)$, $x \in R(E)$ and $\Gamma(x) = (\tau', \ell')$, then $\ell' \leq \ell$. (2) follows by rule induction on the derivation $\Gamma \vdash_2 S : \ell$ and using (1). \square

Once again we derive a more convenient form of the noninterference result. Because the level types **L2** and **L3** are not comparable in the order \leq , changes in the store at **L2** do not affect the store at **L3** and vice versa.

LEMMA 8 (NONINTERFERENCE OF \vdash_2 -WELL-TYPED PROGRAMS).

Let $\Gamma_\sigma, \Gamma_x, S$ be a SlicStan program, and $\Gamma \vdash_2 S : \mathbf{L1}$. There exist unique functions f, g and h , such that for all $\sigma \models \Gamma_\sigma, \mathbf{x} \models \Gamma_x$ and σ' such that $\llbracket S \rrbracket_s(\sigma)(\mathbf{x}) = \sigma'$:

$$\sigma'_{\mathbf{L1}} = f(\sigma_{\mathbf{L1}}, \mathbf{x}_{\mathbf{L1}}), \quad \sigma'_{\mathbf{L2}} = g(\sigma_{\mathbf{L1}}, \sigma_{\mathbf{L2}}, \mathbf{x}_{\mathbf{L1}}, \mathbf{x}_{\mathbf{L2}}), \quad \sigma'_{\mathbf{L3}} = h(\sigma_{\mathbf{L1}}, \sigma_{\mathbf{L3}}, \mathbf{x}_{\mathbf{L1}}, \mathbf{x}_{\mathbf{L3}})$$

PROOF. Follows from noninterference (Lemma 7). \square

Next, we extend the shredding relation from §§ 2.5, and the concept of single-level statements, to SlicStan programs that are well-typed with respect to \vdash_2 . This is done by simply treating **L1** as **DATA**, **L2** as **MODEL**, and **L3** as **GENQUANT** for the purpose of shredding. We include the full definition of shredding with respect to \vdash_2 for completeness below. We use the same notation \Downarrow_Γ , and we generally treat the *standard shredding relation* from 2.5 and the *conditional independence shredding relation* presented here, as the same relation, as there is no difference between the two, other than the naming of levels.

Shredding Rules for Statements:

(SHRED2 ASSIGN)

$$\frac{\begin{array}{l} \Gamma(L) = \mathbf{L1} \rightarrow S_1 = L = E, S_2 = S_3 = \mathbf{skip} \\ \Gamma(L) = \mathbf{L2} \rightarrow S_2 = L = E, S_1 = S_3 = \mathbf{skip} \\ \Gamma(L) = \mathbf{L3} \rightarrow S_3 = L = E, S_1 = S_2 = \mathbf{skip} \end{array} \quad \begin{array}{l} \text{(SHRED2 SEQ)} \\ S_1 \Downarrow_\Gamma S_1^{(1)}, S_2^{(1)}, S_3^{(1)} \quad S_2 \Downarrow_\Gamma S_1^{(2)}, S_2^{(2)}, S_3^{(2)} \\ S_1; S_2 \Downarrow_\Gamma (S_1^{(1)}; S_1^{(2)}), (S_2^{(1)}; S_2^{(2)}), (S_3^{(1)}; S_3^{(2)}) \end{array}}{L = E \Downarrow_\Gamma (S_1, S_2, S_3)}$$

(SHRED2 FACTOR)

$$\frac{\begin{array}{l} \Gamma(E) = \mathbf{L1} \rightarrow S_1 = \mathbf{factor}(E), S_2 = S_3 = \mathbf{skip} \\ \Gamma(E) = \mathbf{L2} \rightarrow S_2 = \mathbf{factor}(E), S_1 = S_3 = \mathbf{skip} \\ \Gamma(E) = \mathbf{L3} \rightarrow S_3 = \mathbf{factor}(E), S_1 = S_2 = \mathbf{skip} \end{array} \quad \begin{array}{l} \text{(SHRED2 SKIP)} \\ \mathbf{skip} \Downarrow_\Gamma (\mathbf{skip}, \mathbf{skip}, \mathbf{skip}) \end{array}}{\mathbf{factor}(E) \Downarrow_\Gamma (S_1, S_2, S_3)}$$

(SHRED2 SAMPLE)

$$\frac{\begin{array}{l} \Gamma(L, E_1, \dots, E_n) = \mathbf{L1} \rightarrow S_1 = L \sim d(E_1, \dots, E_n), S_2 = S_3 = \mathbf{skip} \\ \Gamma(L, E_1, \dots, E_n) = \mathbf{L2} \rightarrow S_2 = L \sim d(E_1, \dots, E_n), S_1 = S_3 = \mathbf{skip} \\ \Gamma(L, E_1, \dots, E_n) = \mathbf{L3} \rightarrow S_3 = L \sim d(E_1, \dots, E_n), S_1 = S_2 = \mathbf{skip} \end{array}}{L \sim d(E_1, \dots, E_n) \Downarrow_\Gamma (S_1, S_2, S_3)}$$

(SHRED2 IF)

$$\frac{S_1 \Downarrow_\Gamma S_1^{(1)}, S_2^{(1)}, S_3^{(1)} \quad S_2 \Downarrow_\Gamma S_1^{(2)}, S_2^{(2)}, S_3^{(2)}}{\mathbf{if}(g) S_1 \mathbf{else} S_2 \Downarrow_\Gamma (\mathbf{if}(g) S_1^{(1)} \mathbf{else} S_1^{(2)}), (\mathbf{if}(g) S_2^{(1)} \mathbf{else} S_2^{(2)}), (\mathbf{if}(g) S_3^{(1)} \mathbf{else} S_3^{(2)})}$$

(SHRED2 FOR)

$$\frac{S \Downarrow_\Gamma S_1, S_2, S_3}{\mathbf{for}(x \mathbf{in} g_1 : g_2) S \Downarrow_\Gamma (\mathbf{for}(x \mathbf{in} g_1 : g_2) S_1), (\mathbf{for}(x \mathbf{in} g_1 : g_2) S_2), (\mathbf{for}(x \mathbf{in} g_1 : g_2) S_3)}$$

As before, shredding produces single-level statements, and shredding preserves semantics with respect to \vdash_2 -well-typed programs.

LEMMA 9 (SHREDDING PRODUCES SINGLE-LEVEL STATEMENTS, \vdash_2).

b If $S \Downarrow_\Gamma S_1, S_2, S_3$ then $\Gamma \vdash \mathbf{L1}(S_1)$, $\Gamma \vdash \mathbf{L2}(S_2)$, and $\Gamma \vdash \mathbf{L3}(S_3)$.

LEMMA 10 (SEMANTIC PRESERVATION OF $\Downarrow_{\Gamma}, \vdash_2$).

If $\Gamma \vdash_2 S : L1$ and $S \Downarrow_{\Gamma} S_1, S_2, S_3$ then $\llbracket S \rrbracket = \llbracket S_1; S_2; S_3 \rrbracket$.

In addition, we derive a result about the effect of single-level statements on the store and weight of \vdash_2 -well-typed programs.

LEMMA 11 (PROPERTY OF \vdash_2 SINGLE-LEVEL STATEMENTS).

Let $\Gamma_{\sigma}, \Gamma_x, S$ be a SlicStan program, and $\Gamma \vdash_2 S : L1$, and S be single-level statement of level ℓ , $\Gamma \vdash_2 \ell(S)$. Then there exist unique functions f and ϕ , such that for any $\sigma, \mathbf{x} \models \Gamma_{\sigma}, \Gamma_x$:

- (1) If $\ell = L1$, then $\llbracket S \rrbracket(\sigma)(\mathbf{x}) = (f(\sigma_{L1}, \mathbf{x}_{L1}), \sigma_{L2}, \sigma_{L3}), \phi(\sigma_{L1})(\mathbf{x}_{L1})$
- (2) If $\ell = L2$, then $\llbracket S \rrbracket(\sigma)(\mathbf{x}) = (\sigma_{L1}, f(\sigma_{L1}, \sigma_{L2}, \mathbf{x}_{L1}, \mathbf{x}_{L2}), \sigma_{L3}), \phi(\sigma_{L1}, \sigma_{L2})(\mathbf{x}_{L1}, \mathbf{x}_{L2})$
- (3) If $\ell = L3$, then $\llbracket S \rrbracket(\sigma)(\mathbf{x}) = (\sigma_{L1}, \sigma_{L2}, f(\sigma_{L1}, \sigma_{L3}, \mathbf{x}_{L1}, \mathbf{x}_{L3})), \phi(\sigma_{L1}, \sigma_{L3})(\mathbf{x}_{L1}, \mathbf{x}_{L3})$

We give proofs for Lemma 9, 10, and 11 in Appendix A. These results allows us to derive the second key theorem of this paper, Theorem 2, which, similarly to Theorem 1, gives us a result on the way shredding factorises the density defined by the program.

Here, and throughout the paper, we use subscripts to refer to specific subsets of Γ . For example, Γ_{L1} stands for the subset of the parameters Γ_x , such that $x : (\tau, \ell) \in \Gamma_{L1}$ if and only if $x : (\tau, \ell) \in \Gamma_x$ and $\ell = L1$.

THEOREM 2 (SHREDDING INDUCES A FACTORISATION OF THE DENSITY (2)).

Suppose $\Gamma \vdash_2 S : L1$ with $\Gamma = \Gamma_{\sigma}, \Gamma_{L1}, \Gamma_{L2}, \Gamma_{L3}$, $S \Downarrow_{\Gamma} S_1, S_2, S_3$. Then for $\sigma, \theta_1, \theta_2, \theta_3 \models \Gamma_{\sigma}, \Gamma_1, \Gamma_2, \Gamma_3$, and σ', σ'' such that $\llbracket S_1 \rrbracket(\sigma)(\theta_1, \theta_2, \theta_3) = \sigma'$, and $\llbracket S_2 \rrbracket(\sigma')(\theta_1, \theta_2, \theta_3) = \sigma''$ we have:

- (1) $\llbracket S_1 \rrbracket_p(\sigma)(\theta_1, \theta_2, \theta_3) = \phi_1(\theta_1)$
- (2) $\llbracket S_2 \rrbracket_p(\sigma')(\theta_1, \theta_2, \theta_3) = \phi_2(\theta_1, \theta_2)$
- (3) $\llbracket S_3 \rrbracket_p(\sigma'')(\theta_1, \theta_2, \theta_3) = \phi_3(\theta_1, \theta_3)$

PROOF. By applying Lemma 11 to each of S_1, S_2, S_3 , which are single-level statements (Lemma 9). \square

3.2 Conditional Independence Result for \vdash_2 -Well-Typed Programs

Theorem 3 states the key theoretical result of this paper: the typing in programs well-typed with respect to \vdash_2 corresponds to a conditional independence relationship. In our proofs, we use the factorisation characterisation of conditional independence stated by Definition 6. This is a well-known result in the literature (e.g. [Murphy 2012, Theorem 2.2.1.]).

DEFINITION 6 (CHARACTERISATION OF CONDITIONAL INDEPENDENCE AS FACTORISATION).

For variables x, y, z and a density $p(x, y, z)$, x is conditionally independent of y given z with respect to p , written $x \perp\!\!\!\perp_p y \mid z$, if and only if $\exists \phi_1, \phi_2$ such that $p(x, y, z) = \phi_1(x, z)\phi_2(y, z)$.

An equivalent formulation is $p(x, y \mid z) = p(x \mid z)p(y \mid z)$.

We extend the notion of conditional independence to apply to a general function $\phi(x, y, z)$, using the notation $x \perp_{\phi} y \mid z$ to mean $\exists \phi_1, \phi_2$ such that $\phi(x, y, z) = \phi_1(x, z)\phi_2(y, z)$.

THEOREM 3 (\vdash_2 -WELL-TYPED PROGRAMS INDUCE A CONDITIONAL INDEPENDENCE RELATIONSHIP).

For a SlicStan program Γ, S such that $\Gamma \vdash_2 S : L1$, $\Gamma = \Gamma_{\sigma}, \Gamma_{L1}, \Gamma_{L2}, \Gamma_{L3}$, and for $\sigma, \theta_1, \theta_2, \theta_3 \models \Gamma_{\sigma}, \Gamma_{L1}, \Gamma_{L2}, \Gamma_{L3}$, we have $\theta_2 \perp_{\phi} \theta_3 \mid \theta_1$.

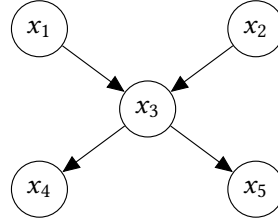
When $\llbracket S \rrbracket_p(\sigma)(\theta_1, \theta_2, \theta_3) \propto p(\theta_1, \theta_2, \theta_3)$, we have $\theta_2 \perp\!\!\!\perp_p \theta_3 \mid \theta_1$.

PROOF. Let $\theta = \theta_1, \theta_2, \theta_3$, $S \Downarrow_{\Gamma} S_1, S_2, S_3$, and let σ' and σ'' be such that $\sigma' = \llbracket S_1 \rrbracket_s(\sigma)(\theta)$, and $\sigma'' = \llbracket S_2 \rrbracket_s(\sigma')(\theta)$. Then, by semantic preservation of shredding (Lemma 10), we have

$$\llbracket S \rrbracket_p(\sigma)(\theta) = \llbracket S_1; S_2; S_3 \rrbracket_p(\sigma)(\theta) \quad \text{by Lemma 10}$$

C. Cross Model

real $x_1 \sim \text{normal}(\theta, 1)$
real $x_2 \sim \text{normal}(\theta, 1)$
real $x_3 \sim \text{normal}(x_1+x_2, 1)$
real $x_4 \sim \text{normal}(x_3, 1)$
real $x_5 \sim \text{normal}(x_3, 1)$



(a) A simple ‘cross’ model.

(b) Graphical model.

$x_1 \perp\!\!\!\perp x_2$	$x_1 \perp\!\!\!\perp x_4 \mid \{x_3\} \cup A, \forall A \subseteq \{x_2, x_5\}$
$x_1 \perp\!\!\!\perp x_5 \mid \{x_3\} \cup A, \forall A \subseteq \{x_2, x_4\}$	$x_2 \perp\!\!\!\perp x_4 \mid \{x_3\} \cup A, \forall A \subseteq \{x_1, x_5\}$
$x_2 \perp\!\!\!\perp x_5 \mid \{x_3\} \cup A, \forall A \subseteq \{x_1, x_4\}$	$x_4 \perp\!\!\!\perp x_5 \mid \{x_3\} \cup A, \forall A \subseteq \{x_1, x_2\}$

(c) CI relationships.

Fig. 3. The cross model, as written in SlicStan (a) with its DAG (b) and CI relationships (c).

$$\begin{aligned}
 &= \llbracket S_1 \rrbracket_p(\sigma)(\theta) \times \llbracket S_2 \rrbracket_p(\sigma')(\theta) \times \llbracket S_3 \rrbracket_p(\sigma'')(\theta) && \text{by Lemma 2} \\
 &= \phi_1(\theta_1) \times \phi_2(\theta_1, \theta_2) \times \phi_3(\theta_1, \theta_3) && \text{by Theorem 2} \\
 &= \phi'(\theta_1, \theta_2) \times \phi_3(\theta_1, \theta_3)
 \end{aligned}$$

for some ϕ_1, ϕ_2 , and ϕ_3 , $\phi'(\theta_1, \theta_2) = \phi_1(\theta_1) \times \phi_2(\theta_1, \theta_2)$. Thus $\theta_2 \perp_{\phi} \theta_3 \mid \theta_1$ by definition of \perp_{ϕ} .

Suppose $\phi(\theta_1, \theta_2, \theta_3) \propto p(\theta_1, \theta_2, \theta_3)$. Then $p(\theta_1, \theta_2, \theta_3) = \phi(\theta_1, \theta_2, \theta_3) \times Z = \phi'(\theta_1, \theta_2) \times \phi_3(\theta_1, \theta_3) \times Z = \phi'(\theta_1, \theta_2) \times \phi''(\theta_1, \theta_3)$, where Z is a constant and $\phi''(\theta_1, \theta_3) = \phi_3(\theta_1, \theta_3) \times Z$. Therefore, $\theta_2 \perp_p \theta_3 \mid \theta_1$. \square

3.3 Scope of the Conditional Independence Result

We have shown that \vdash_2 -well-typed programs exhibit a conditional independence relationship in their density semantics. However, it is *not* the case that every conditional independence relationship can be derived from the type system. In particular, we can only derive results of the form $\theta_2 \perp \theta_3 \mid \theta_1$, where $\theta_1, \theta_2, \theta_3$ is a partitioning of $\theta \models \Gamma_x$ for a SlicStan program $\Gamma_\sigma, \Gamma_x, S$. That is, the relationship includes *all* parameters in the program.

We discuss the scope of our approach using an example and show a situation where trying to derive a conditional independence result that *does not* hold results in a failure to type check.

3.3.1 Example of \vdash_2 -well-typed program \rightarrow conditional independence.

Consider the Cross Model in Figure 3, its SlicStan program (a), its directed graphical model (b) and the conditional independence (CI) relationships that hold for that model (c).

Out of the many relationships above, we can derive *all* relationships that involve *all* the variables. That is, we can use our type system to derive all conditional independence relationships that hold and are of the form $A \perp B \mid C$, where A, B, C is some partitioning of $\{x_1, \dots, x_5\}$. However, note the following properties of conditional independence:

$$A \perp B \mid C \iff B \perp A \mid C \quad \text{and} \quad A \perp B_1, B_2 \mid C \iff A \perp B_1 \mid C \text{ and } A \perp B_2 \mid C$$

Some of the relationships above can be combined and written in other ways, e.g. $x_1 \perp x_4 \mid x_2, x_3$ and $x_1 \perp x_5 \mid x_2, x_3$ can be written as a single relationship $x_1 \perp x_4, x_5 \mid x_2, x_3$, thus expressing them as a single relationship that includes all variables in the program.

Exploring different mappings between the parameters x_1, \dots, x_5 and the type levels **L1**, **L2**, **L3**, for which the above program typechecks, we can derive *all* CI relationships that hold for this model, except for one: $x_1 \perp\!\!\!\perp x_2$, which we cannot derive with our approach.

3.3.2 Conditional independence relationship does not hold \rightarrow type error.

Suppose that we try to derive the result $x_1 \perp\!\!\!\perp x_2 \mid x_3, x_4, x_5$. This *does not hold* for Program C. By [Theorem 3](#), we have that a program being \vdash_2 -well-typed implies that **L2** $\perp\!\!\!\perp$ **L3** \mid **L1**. So, we can derive $x_1 \perp\!\!\!\perp x_2 \mid x_3, x_4, x_5$ using [Theorem 3](#) if we show that $\Gamma \vdash_2 S : \mathbf{L1}$, for $\Gamma = \{x_1 : \mathbf{L2}, x_2 : \mathbf{L3}, x_3 : \mathbf{L1}, x_4 : \mathbf{L1}, x_5 : \mathbf{L1}\}$ and S being Program C.

To typecheck $\Gamma \vdash_2 S : \mathbf{L1}$, we need to typecheck $x_3 \sim \text{normal}(x_1 + x_2, 1)$ at some level ℓ . Thus, by [\(SAMPLE2\)](#) and [\(PRIMCALL2\)](#), x_1, x_2 and x_3 need to typecheck at ℓ . The types of x_1, x_2 and x_3 are **L2**, **L3** and **L1**, respectively. So, using [\(ESUB2\)](#), it must be the case that **L2** $\leq \ell$, and **L3** $\leq \ell$, and **L1** $\leq \ell$. However, no such level exists in our lower semi-lattice, as **L2** and **L3** have no upper bound. Therefore, typechecking fails and we cannot derive $x_1 \perp\!\!\!\perp x_2 \mid x_3, x_4, x_5$.

4 APPLICATION: DISCRETE PARAMETERS SUPPORT THROUGH A SEMANTICS-PRESERVING TRANSFORMATION

This section presents the main practical contribution of our work: a semantics-preserving procedure for transforming a probabilistic program to enable combined inference of discrete and continuous model parameters, which we have implemented for SlicStan. The procedure corresponds to variable elimination (VE) for discrete parameters implemented in the probabilistic program itself, which can be combined with gradient-based methods, such as HMC, to perform inference on all parameters.

PPLs that have gradient-based methods in the core of their inference strategy do not, in general, support directly working with discrete parameters. Stan disallows discrete model parameters altogether, while Pyro [[Uber AI Labs 2017](#)] and Edward2 [[Tran et al. 2018](#)] throw a runtime error whenever discrete parameters are used within a gradient-based method. However, working with discrete parameters in these languages is still possible, albeit in an implicit way. In many cases, discrete parameters can be marginalised out manually, and then drawn conditionally on the continuous parameters. Stan's user guide shows many examples of this approach [[Stan Development Team 2019a](#), Chapter 7]. Pyro provides an on-request marginalisation functionality, which automates this implicit treatment for plated factor graphs [[Obermeyer et al. 2019](#)].

The key idea of the workaround is to marginalise out the discrete parameters by hand, so that the resulting program corresponds to a density function that does not depend on any discrete parameters. That is, the user writes a program that computes $\sum_{\theta_d} p(\theta_d, \theta_c) = p(\theta_c)$, where the density semantics of the original program was $p(\theta_d, \theta_c)$ for discrete parameters θ_d and continuous parameters θ_c . This allows for continuous parameters of the program to be sampled with HMC, or other gradient-based inference algorithms, whereas that would have not been possible for the program with both discrete and continuous latent variables.

Because a SlicStan program computes a density directly, it is easy to modify it to marginalise a variable. For a SlicStan program Γ, S , with parameters $\mathbf{x} \models \Gamma_{\mathbf{x}}$, and a discrete parameter z of type $\text{int}\langle K \rangle$, the program $\text{elim}(\text{int}\langle K \rangle z) S \triangleq \text{factor}(\text{sum}([\text{target}(S) \mid z \text{ in } 1 : K]))^{11}$ marginalises z :

$$\llbracket \text{factor}(\text{sum}([\text{target}(S) \mid z \text{ in } 1 : K])) \rrbracket_p(\sigma)(\mathbf{x}) = \sum_{z=1}^K \llbracket S \rrbracket_p(\sigma)(\mathbf{x}) \propto \sum_{z=1}^K p(\mathbf{x}) = p(\mathbf{x} \setminus \{z\})$$

In other words, we can easily marginalise out all discrete variables in a probabilistic program, by encapsulating the entire program in nested loops (nested array comprehension expressions in our examples). However, this approach becomes infeasible for more than a few variables. Variable

¹¹Here, we assume the function *sum* is available in the language.

D. A Hidden Markov Model (HMM)

```

...
int<2> z1 ~ bernoulli(theta[1]);
int<2> z2 ~ bernoulli(theta[z1]);
int<2> z3 ~ bernoulli(theta[z2]);
data real y1 ~ normal(phi[z1], 1);
data real y2 ~ normal(phi[z2], 1);
data real y3 ~ normal(phi[z3], 1);

```

E. Inefficient marginalisation

```

...
factor(sum [target(
  factor(sum [target(
    factor(sum [target(
      z1 ~ bernoulli(theta[1]);
      z2 ~ bernoulli(theta[z1]);
      z3 ~ bernoulli(theta[z2]);
      y1 ~ normal(phi[z1], 1);
      y2 ~ normal(phi[z2], 1);
      y3 ~ normal(phi[z3], 1);)
    | z1 in 1:2]);
  | z2 in 1:2]);
| z3 in 1:2]);

```

F. Efficient marginalisation

```

...
real[2] f1 = // new factor on z2
  [sum([target(
    z1 ~ bernoulli(theta[1]);
    z2 ~ bernoulli(theta[z1]);
    y1 ~ normal(phi[z1], 1); )
    | z1 in 1:2])
  | z2 in 1:2]

real[2] f2 = // new factor on z3
  [sum([target(
    factor(f1[z2]);
    y2 ~ normal(phi[z2], 1);
    z3 ~ bernoulli(theta[z2]); )
    | z2 in 1:2])
  | z3 in 1:2]

factor(sum [target(
  factor(f2[z3]);
  y3 ~ normal(phi[z3], 1); )
| z3 in 1:2]);

```

elimination [Koller and Friedman 2009; Zhang and Poole 1994] exploits the structure of a model to do as little work as possible. Consider the HMM snippet (Program D) with three discrete (binary) hidden variables z_1, z_2 and z_3 , and observed outcomes y_1, y_2 and y_3 . Naively marginalising out the hidden variables results in nested loops around the original program (Program E). In the general case of N hidden variables, the resulting program is of complexity $O(2^N)$.

However, this is wasteful: expressions like $z_3 \sim \text{bernoulli}(\theta[z_2])$ do not depend on z_1 , and so do not need to be inside of the z_1 -elimination loop. Variable elimination (VE) avoids this problem by pre-computing some of the work. Program F implements VE for this model: when eliminating a variable, say z_1 , we pre-compute statements that involve z_1 for each possible value of z_1 and store the resulting density contributions in a new factor, f_1 . This new factor depends on the variables involved in those statements – the neighbours of z_1 – in this case that is solely z_2 . We then repeat the procedure for the other variables, re-using the already computed factors where possible.

In the special case of an HMM, and given a suitable elimination order, variable elimination recovers the celebrated forward algorithm [Rabiner 1989], which has time complexity $O(N)$. Our goal is to automatically translate the source code of Program D to Program F, exploiting statically detectable independence properties in the model.

4.1 Goal

Our ultimate goal is to transform a program S with continuous parameters θ_c , discrete parameters θ_d , data \mathcal{D} and density semantics $\llbracket S \rrbracket_p(\sigma)(\theta_d, \theta_c, \mathcal{D}) \propto p(\theta_d, \theta_c \mid \mathcal{D})$, into two subprograms: S_{HMC} and S_{GEN} , such that:

- The density defined by S_{HMC} is the marginal $p(\theta_c \mid \mathcal{D})$, with the discrete parameters θ_d marginalised out. This first statement, S_{HMC} , represents the marginalisation part of the program

(see §§ 4.3) and allows for **Hamiltonian Monte Carlo** (HMC) sampling of θ_c , as it does not involve any discrete parameters.

- The density defined by S_{GEN} is the conditional $p(\theta_d \mid \theta_c, \mathcal{D})$. This second statement, S_{GEN} , represents the generative part of the program (§§ 4.5) and it encodes a way to draw θ_d generatively, without using HMC or another heavy-weight inference algorithm.

Similarly to the extended SlicStan slicing based on information-flow type inference, here we also want to transform and slice into sub-programs, each focusing on a subset of the parameters, and preserving the overall meaning:

$$\llbracket S \rrbracket_p \propto p(\theta_d, \theta_c \mid \mathcal{D}) = p(\theta_c \mid \mathcal{D}) \times p(\theta_d \mid \theta_c, \mathcal{D}) \propto \llbracket S_{\text{HMC}} \rrbracket_p \times \llbracket S_{\text{GEN}} \rrbracket_p = \llbracket S_{\text{HMC}}; S_{\text{GEN}} \rrbracket_p^{12}$$

Our approach performs a semantics-preserving transformation, guided by information-flow and type inference, which creates an efficient program-specific inference algorithm automatically, combining HMC with variable elimination.

4.2 Key Insight

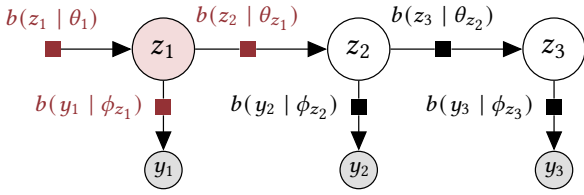
The key practical insight of this work is to use the adaptation of SlicStan’s level types of § 3 and its information flow type system to rearrange the program in a semantics-preserving way, so that discrete parameters can be forward-sampled, instead of sampled using a heavy-weight inference algorithm. We achieve this by a program transformation for each of the discrete variables. Assuming that we are applying the transformation with respect to a variable z , we use:

- The *top-level information flow type system* $\Gamma \vdash S : \text{DATA}$ from §§ 2.2, which involves the level types $\text{DATA} \leq \text{MODEL} \leq \text{GENQUANT}$. This partitions the modelled variables \mathbf{x} into data \mathcal{D} , model parameters θ and generated quantities Q . When we use type inference for \vdash in conjunction with shredding $S \Downarrow_{\Gamma} S_D, S_M, S_Q$ (§§ 2.5), we slice the statement S into a data part S_D (involving only variables in \mathcal{D}), a non-generative part S_M (involving \mathcal{D} and θ) and a generative part S_Q (involving \mathcal{D} , θ and Q).
- The *conditional independence information flow type system*, $\Gamma \vdash_2 S : \text{L1}$ from § 3, which uses a lower semi-lattice of level types $\text{L1} \leq \text{L2}, \text{L1} \leq \text{L3}$. A \vdash_2 -well-typed program induces a conditional independence relationship: L2 -variables are conditionally independent of L3 -variables given L1 -variables: $\mathbf{x}_{\text{L2}} \perp\!\!\!\perp \mathbf{x}_{\text{L3}} \mid \mathbf{x}_{\text{L1}}$, where $\mathbf{x} = \mathbf{x}_{\text{L1}}, \mathbf{x}_{\text{L2}}, \mathbf{x}_{\text{L3}} = \theta, \mathcal{D}$. When we use type inference for \vdash_2 in conjunction with shredding $S \Downarrow_{\Gamma} S_1, S_2, S_3$ (§§ 2.5), we isolate S_2 : a part of the program that does not interfere with S_3 . We can marginalise out L2 -variables in that sub-statement only, keeping the rest of the program unchanged.
- The *discrete variable transformation relation* $\Gamma, S \xrightarrow{z} \Gamma', S'$ (defined in §§§ 4.6.2), which takes a SlicStan program Γ, S that has discrete model parameter z , and transforms it to a SlicStan program Γ', S' , where z is no longer a MODEL -level parameter but instead one of level GENQUANT . We define the relation in terms of \vdash and \vdash_2 as per the (ELIM GEN) rule.

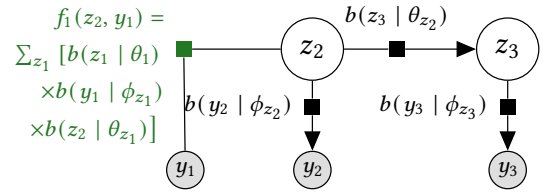
4.3 Variable Elimination

Variable elimination (VE) [Koller and Friedman 2009; Zhang and Poole 1994] is an exact inference algorithm often phrased in terms of factor graphs. It can be used to compute prior or posterior marginal distributions by eliminating, one by one, variables that are irrelevant to the distribution of interest. VE uses dynamic programming combined with a clever use of the distributive law of multiplication over addition to efficiently compute a nested sum of a product of expressions.

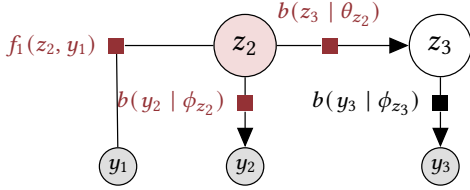
¹²This expression is simplified for readability.



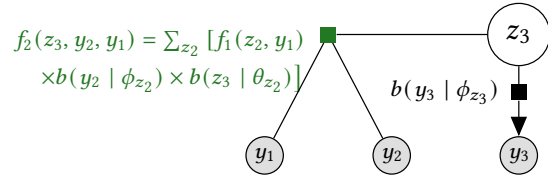
(a) To eliminate z_1 , we remove z_1 and all its neighbouring factors (in red). Create a new factor f_1 , by summing out z_1 from the product of these factors.



(b) Connect f_1 (in green) to the former neighbours of z_1 . The remaining factor graph defines the marginal $p(z_2, z_3 | \mathbf{y})$.



(c) To eliminate z_2 , we remove z_2 and all its neighbouring factors (in red). Create a new factor f_2 , by summing out z_2 from the product of these factors.



(d) Connect f_2 (in green) to the former neighbours of z_2 . The remaining factor graph defines the marginal $p(z_3 | \mathbf{y})$.

Fig. 4. Step by step example of variable elimination.

We already saw an example of variable elimination in § 3 (Programs A and B). The idea is to eliminate (marginalise out) variables one by one. To eliminate a variable z , we multiply all of the factors connected to z to form a single expression, then sum over all possible values for z to create a new factor, remove z from the graph, and finally connect the new factor to all former neighbours¹³ of z . Recall Program D, with latent variables z_1, z_2, z_3 and observed data $\mathbf{y} = y_1, y_2, y_3$. Figure 4 shows the VE algorithm step-by-step applied to this program. We eliminate z_1 to get the marginal on z_2 and z_3 (4a and 4b), then eliminate z_2 to get the marginal on z_3 (4c and 4d).

4.4 Conditional Independence Relationships and Inferring the Markov Blanket

The key property we are looking for, in order to be able to marginalise out a variable independently of another, is conditional independence given neighbouring variables. If we shred a \vdash_2 -well-typed program into S_1, S_2 and S_3 , and think of $\llbracket S_1 \rrbracket_p$, $\llbracket S_2 \rrbracket_p$ and $\llbracket S_3 \rrbracket_p$ as factors, it is easy to visualise the factor graph corresponding to the program: it is as in Figure 5a. Eliminating all \mathbf{x}_{L2} variables, ends up only modifying the $\llbracket S_2 \rrbracket_p$ factor (Figure 5b).

When using VE to marginalise out a parameter z , we want to find the smallest set of other parameters A , such that $z \perp\!\!\!\perp B | A$, where B is the rest of the parameters. The set A is also called z 's minimal *Markov blanket* or *Markov boundary*. Once we know this set, we can ensure that we involve the smallest possible number of variables in z 's elimination, which is important to achieve a performant algorithm.

For example, when we eliminate z_1 in Program D, both z_2 and y_1 need to be involved, as z_1 shares a factor with them. By contrast, there is no need to include y_2, z_3, y_3 and the statements associated with them, as they are unaffected by z_1 , given z_2 . The variables y_1 and z_2 form z_1 's Markov blanket: given these variables, z_1 is conditionally independent of all other variables. That is, $z_1 \perp\!\!\!\perp z_3, y_2, y_3 | z_2, y_1$.

The type system we present in § 3 can tell us if the conditional independence relationship $\mathbf{x}_{L2} \perp\!\!\!\perp \mathbf{x}_{L3} | \mathbf{x}_{L1}$ holds for a concrete partitioning of the modelled variables $\mathbf{x} = \mathbf{x}_{L1}, \mathbf{x}_{L2}, \mathbf{x}_{L3}$. But

¹³'Neighbours' refers to the variables which are connected to a factor which connects to z .

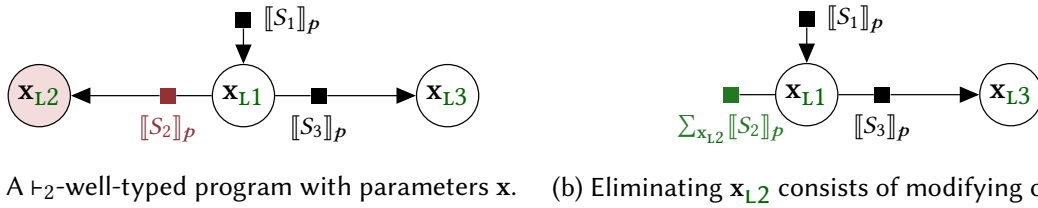


Fig. 5. The factor graph and VE induced by the shedding $S \Downarrow_{\Gamma} S_1, S_2, S_3$ according to the semi-lattice $L1 \leq L2, L3$.

to find the Markov blanket of a variable z we want to eliminate, we rely on type inference. We define a performance ordering between the level types $L3 < L1 < L2$, where our first preference is for variables to be of level $L3$, level $L1$ is our second preference, and $L2$ is our last resort. In our implementation, we use bidirectional type-checking [Pierce and Turner 2000] to synthesise hard constraints imposed by the type system, and resolve them, while optimising for the soft constraints given by the $<$ ordering. This maximises the number of variables that are conditionally independent of z given its blanket ($L3$) and minimises the number of variables forming the blanket ($L1$). Fixing z to be of $L2$ level, and $L2$ being the least preferred option, ensures that only z and variables dependent on z through deterministic assignment are of that level.

4.5 Sampling the Discrete Parameters

Variable elimination gives a way to efficiently marginalise out a variable z from a model defining density $p(\mathbf{x})$, to obtain a new density $p(\mathbf{x} \setminus \{z\})$. In the context of SlicStan, this means we have the tools to eliminate all discrete parameters θ_d , from a density $p(\mathcal{D}, \theta_c, \theta_d)$ on data \mathcal{D} , continuous parameters θ_c and discrete parameters θ_d . The resulting marginal $\sum_{\theta_d} p(\mathcal{D}, \theta_c, \theta_d) = p(\mathcal{D}, \theta_c)$ does not involve discrete parameters, and therefore we can use gradient-based methods to infer θ_c . However, the method so far does not give us a way to infer the discrete parameters θ_d .

To infer these, we observe that $p(\mathbf{x}) = p(\mathbf{x} \setminus \{z\})p(z \mid \mathbf{x} \setminus \{z\})$, which means that we can preserve the semantics of the original model (which defines $p(\mathbf{x})$), by finding an expression for the conditional $p(z \mid \mathbf{x} \setminus \{z\})$. If $\mathbf{x}_1, \mathbf{x}_2$ is a partitioning of $\mathbf{x} \setminus \{z\}$ such that $z \perp\!\!\!\perp \mathbf{x}_2 \mid \mathbf{x}_1$, then (from Definition 6) $p(\mathbf{x}) = \phi_1(z, \mathbf{x}_1)\phi_2(\mathbf{x}_1, \mathbf{x}_2)$ for some functions ϕ_1 and ϕ_2 . Thus, $p(z \mid \mathbf{x} \setminus \{z\}) = \phi_1(z, \mathbf{x}_1) \cdot (\phi_2(\mathbf{x}_1, \mathbf{x}_2) / p(\mathbf{x} \setminus \{z\})) \propto \phi_1(z, \mathbf{x}_1)$.

In the case when z is a discrete variable of finite support, we can calculate the conditional probability exactly: $p(z \mid \mathbf{x} \setminus \{z\}) = \frac{\phi_1(z, \mathbf{x}_1)}{\sum_z \phi_1(z, \mathbf{x}_1)}$. We can apply this calculation to the factorisation of a program $\Gamma \vdash_2 S$ that is induced by shredding (Theorem 2). In that case, $\mathbf{x}_{L2}, \mathbf{x}_{L1}, \llbracket S_2 \rrbracket_p$ play the roles of z, \mathbf{x}_1 , and ϕ_1 , respectively. Consequently, we obtain a formula for drawing \mathbf{x}_{L2} conditional on the other parameters: $\mathbf{x}_{L2} \sim \text{categorical} \left(\left[\frac{\llbracket S_2 \rrbracket_p(\mathbf{x}_{L2}, \mathbf{x}_{L1})}{\sum_{\mathbf{x}_{L2}} \llbracket S_2 \rrbracket_p(\mathbf{x}_{L2}, \mathbf{x}_{L1})} \mid \mathbf{x}_{L2} \in \text{supp}(\mathbf{x}_{L2}) \right] \right)$.

4.6 A Semantics-Preserving Transformation Rule

In this section we define a source-to-source transformation that implements a single step of variable elimination. The transformation re-writes a SlicStan program Γ, S with a discrete **MODEL**-level parameter z , to a SlicStan program, where z is a **GENQUANT**-level parameter. Combining the rule with the shredding presented in § 2 results in support for efficient inference (see §§ 4.8 for discussion of limitations) of both discrete and continuous random variables, where continuous variables can be inferred using gradient-based methods, such as HMC or variational inference, while discrete variables are generated using ancestral sampling. The transformation allows for SlicStan programs

with explicit use of discrete parameters to be translated to Stan. We show a step-by-step example of our discrete parameter transformation in §§ 4.7.

4.6.1 The ϕ , **elim** and **gen** derived forms.

We introduce three derived forms that allow us to state the rule concisely.

Variable Elimination Derived Forms

$$\begin{aligned} \mathbf{elim}(\mathbf{int}\langle K \rangle z) S &\triangleq \mathbf{factor}(\text{sum}([\mathbf{target}(S) \mid z \mathbf{in} 1 : K])) \\ \phi(\mathbf{int}\langle K_1 \rangle z_1, \dots, \mathbf{int}\langle K_N \rangle z_N) S & \\ &\triangleq [\dots [\mathbf{target}(S) \mid z_1 \mathbf{in} 1 : K_1] \mid \dots \mid z_N \mathbf{in} 1 : K_N] \\ \mathbf{gen}(\mathbf{int}\langle K \rangle z) S &\triangleq z \sim \text{categorical}([\mathbf{target}(S) \mid z \mathbf{in} 1 : K]) \end{aligned}$$

The elimination expression $\mathbf{elim}(\mathbf{int}\langle K \rangle z) S$ adds a new factor that is equivalent to marginalising z in S . In other words, $\llbracket \mathbf{elim}(\mathbf{int}\langle K \rangle z) S \rrbracket_p(\sigma)(\mathbf{x}) = \sum_{z=1}^K \llbracket S \rrbracket_p(\sigma)(\mathbf{x})$ (see Lemma 14). A ϕ -expression $\phi(\mathbf{int}\langle K_1 \rangle z_1, \dots, \mathbf{int}\langle K_N \rangle z_N) S$ simply computes the density of the statement S in a multidimensional array for all possible values of the variables z_1, \dots, z_N . In other words, $\llbracket (f = \phi(\mathbf{int}\langle K_1 \rangle z_1, \dots, \mathbf{int}\langle K_N \rangle z_N) S); \mathbf{factor}(f[z_1] \dots [z_N]) \rrbracket_p(\sigma)(\mathbf{x}) = \llbracket S \rrbracket_p(\sigma)(\mathbf{x})$ (Lemma 14). The ϕ -expression allows us to pre-compute all the work that we may need to do when marginalising other discrete variables, which results in efficient nesting. Finally, the generation expression computes the conditional of a variable z given the rest of the parameters, as in §§ 4.5 (see Lemma 15).

4.6.2 *Eliminating a single variable z .* The (ELIM GEN) rule below specifies a semantics-preserving transformation that takes a SlicStan program with a discrete MODEL-level parameter z , and transforms it to one where z is GENQUANT-level parameter. In practice, we apply this rule once per discrete MODEL-level parameter, which eliminates those parameters one-by-one, similarly to the variable elimination algorithm. And like in VE, the ordering in which we eliminate those variables can impact performance.

The (ELIM GEN) rule makes use of two auxiliary definitions that we define next. Firstly, the neighbours of z , Γ_{ne} , are defined by the relation $\text{ne}(\Gamma, \Gamma', z)$ (Definition 7), which looks for non-data and non-continuous L1-variables in Γ' .

DEFINITION 7 (NEIGHBOURS OF z , $\text{ne}(\Gamma, \Gamma', z)$). *For a \vdash typing environment Γ , a \vdash_2 typing environment $\Gamma' = \Gamma'_\sigma, \Gamma'_x$ and a variable $z \in \text{dom}(\Gamma'_x)$, the neighbours of z are defined as:*

$$\text{ne}(\Gamma, \Gamma', z) \triangleq \{x : (\tau, \ell) \in \Gamma'_x \mid \ell = \mathbf{L1} \text{ and } \Gamma(x) = (\mathbf{int}\langle K \rangle, \mathbf{MODEL}) \text{ for some } K\}$$

Secondly, $\text{st}(S_2)$ (Definition 8) is a statement that has the same store semantics as S_2 , but density semantics of 1: $\llbracket \text{st}(S_2) \rrbracket_s = \llbracket S_2 \rrbracket_s$, but $\llbracket \text{st}(S_2) \rrbracket_p = 1$. This ensures that the transformation preserves both the density semantics and the store semantics of S and is needed because $\mathbf{gen}(z)S_2$ discards any store computed by S_2 , thus only contributing to the weight.

DEFINITION 8. *Given a statement S , we define the statement $\text{st}(S)$ by replacing all $\mathbf{factor}(E)$ - and $L \sim d(E_1, \dots, E_n)$ -substatements in S by **skip** (see Appendix A for the precise definition).*

The elim-gen rule:

(ELIM GEN)

$$\begin{array}{c} \Gamma(z) = (\mathbf{int}\langle K \rangle, \mathbf{MODEL}) \quad \Gamma_{\text{ne}} = \text{ne}(\Gamma, \Gamma_M, z) \quad S' = S_D; S'_M; S_Q \\ S'_M = S_1; f = \phi(\Gamma_{\text{ne}})\{\mathbf{elim}(\mathbf{int}\langle K \rangle z) S_2\}; \mathbf{factor}(f[\text{dom}(\Gamma_{\text{ne}})]); S_3; \mathbf{gen}(z)S_2; \text{st}(S_2) \\ \hline \Gamma \vdash S : \mathbf{DATA} \quad S \Downarrow_{\Gamma} S_D, S_M, S_Q \quad \Gamma \xrightarrow{z} \Gamma_M \quad \Gamma_M \vdash_2 S_M : \mathbf{L1} \quad S_M \Downarrow_{\Gamma_M} S_1, S_2, S_3 \quad \Gamma' \vdash S' : \mathbf{DATA} \\ \hline \Gamma, S \xrightarrow{z} \Gamma', S' \end{array}$$

We can use the **(ELIM GEN)** rule to transform a SlicStan program, with respect to a parameter z , as described by **Algorithm 1**. This involves three main steps:

- (1) Separate out S_M — the **MODEL**-level sub-part of S — using the top-level type system \vdash (line 1 of **Algorithm 1**).
- (2) Separate out S_2 — the part of S_M that involves the discrete parameter z — using the conditional independence type system \vdash_2 (lines 2–8).
- (3) Perform a single VE step by marginalising out z in S_2 and sample z from the conditional probability specified by S_2 (lines 10–11).

Algorithm 1. Single step of applying **(ELIM GEN)**

Arguments: $(\Gamma, S), z$	// A program (Γ, S) ; the variable z to eliminate
Requires: $\Gamma \vdash S : \mathbf{DATA}$	// (Γ, S) is well-typed
Returns: (Γ', S')	// The transformed program

- 1: Slice (Γ, S) into S_D, S_M, S_Q according to $S \Downarrow_{\Gamma} S_D, S_M, S_Q$.
- 2: Derive incomplete Γ_M from Γ based on $\Gamma \xrightarrow{z} \Gamma_M$. // **DATA** of Γ is of level **L1** in Γ_M .
- 3: // Continuous **MODEL** var. of Γ are **L1** in Γ_M .
- 4: // z is of level **L2** in Γ_M .
- 5: // All other **MODEL** variables are given
- 6: // a type level placeholder in Γ_M .
- 7: Infer missing types of Γ_M according to $\Gamma_M \vdash_2 S_M : \mathbf{L1}$.
- 8: Slice (Γ_M, S_M) into S_1, S_2, S_3 according to $S_M \Downarrow_{\Gamma_M} S_1, S_2, S_3$.
- 9:
- 10: $\Gamma_{ne} = \text{ne}(\Gamma, \Gamma_M, z)$ // Determine the discrete neighbours of z .
- 11: $S'_M = (S_1;$ // Eliminate z and re-generate z .
 - $f = \phi(\Gamma_{ne})\{\mathbf{elim}(\mathbf{int}\langle K \rangle z) S_2\};$
 - $\mathbf{factor}(f[\text{dom}(\Gamma_{ne})]);$
 - $S_3;$
 - $\mathbf{gen}(z) S_2;$
 - $\text{st}(S_2))$
- 12: $S' = S_D; S'_M; S_Q$
- 13: Infer an optimal Γ' according to $\Gamma' \vdash S' : \mathbf{DATA}$
- 14: **return** (Γ', S')

All other sub-statements of the program, S_D, S_1, S_3 and S_Q , stay the same during the transformation. By isolating S_2 and transforming only this part of the program, we make sure we do not introduce more work than necessary when performing variable elimination.

To efficiently marginalise out z , we want to find the *Markov boundary* of z given all **DATA** and continuous **MODEL** parameters: the data is given, and marginalisation happens inside the continuous parameters inference loop, so we can see continuous parameters as given for the purpose of discrete parameters marginalisation. Thus we are looking for the relationship: $z \perp\!\!\!\perp \theta_{d2} \mid \mathcal{D}, \theta_c, \theta_{d1}$, where \mathcal{D} is the data, θ_c are the continuous **MODEL**-level parameters, θ_{d1} is a subset of the discrete **MODEL**-level parameters that is as small as possible (the Markov blanket), and θ_{d2} is the rest of the discrete **MODEL**-level parameters. We can find an optimal partitioning of the discrete parameters θ_{d1}, θ_{d2} that respects this relationship of interest using the type system from § 3 together with type inference.

The judgement $\Gamma_M \vdash_2 S_M : \mathbf{L1}$ induces a conditional independence relationship of the form $x_{\mathbf{L2}} \perp\!\!\!\perp x_{\mathbf{L3}} \mid x_{\mathbf{L1}}$, where $x \models \Gamma_x$ (Theorem 3). The relation $\Gamma \xrightarrow{z} \Gamma_M$ (Definition 9) constrains the form of Γ_M based on Γ . This is needed to make sure we are working with a relationship of the form we are interested in – $z \perp\!\!\!\perp \theta_{d2} \mid \mathcal{D}, \theta_c, \theta_{d1}$ – and that base types τ are the same between Γ and Γ_M . In particular, $\Gamma \xrightarrow{z} \Gamma_M$ constrains z to be the only $\mathbf{L2}$ parameter in Γ_M and all \mathbf{DATA} and continuous \mathbf{MODEL} -level parameters of Γ are $\mathbf{L1}$ in Γ_M . Note, $\text{dom}(\Gamma_M) \subseteq \text{dom}(\Gamma)$ and Γ_M only contains variables that are of level \mathbf{MODEL} and below in Γ . Variables that are of level $\mathbf{GENQUANT}$ in Γ are not in Γ_M .

DEFINITION 9 ($\Gamma \xrightarrow{z} \Gamma'$).

For a \vdash typing environment Γ and a \vdash_2 typing environment Γ' , a variable z and a statement S , we have:

$$\Gamma \xrightarrow{z} \Gamma' = \begin{cases} \Gamma(z) = (\tau, \mathbf{MODEL}) \text{ and } \Gamma'_{x, \mathbf{L2}} = \{z : \tau, \mathbf{L2}\} \text{ for some } \tau \\ x : (\tau, \ell) \in \Gamma \text{ such that } \ell \leq \mathbf{MODEL} \iff x : (\tau, \ell') \in \Gamma' \text{ for some } \ell' \in \{\mathbf{L1}, \mathbf{L2}, \mathbf{L3}\} \\ x : (\tau, \mathbf{DATA}) \in \Gamma \rightarrow x : (\tau, \mathbf{L1}) \in \Gamma' \\ x : (\tau, \mathbf{MODEL}) \in \Gamma_x \text{ and } \tau = \mathbf{real} \text{ or } \tau = \mathbf{real}[\dots] \rightarrow x : (\tau, \mathbf{L1}) \in \Gamma' \end{cases}$$

Following convention from earlier in the paper, we use level subscripts to refer to specific subsets of Γ : in the above definition, $\Gamma'_{x, \mathbf{L2}}$ refers to the subset of parameters x in Γ' , which are of level $\mathbf{L2}$.

4.7 Marginalising Multiple Variables: An example

To eliminate more than one discrete parameter, we apply the (ELIM GEN) rule repeatedly. Here, we work through a full example, showing the different steps of this repeated (ELIM GEN) transformation.

Consider an extended version of the HMM model from the beginning of this section (Program D), reformulated to include transformed parameters:

G. An extended HMM

```
S = real[2] phi ~ beta(1, 1);
    real[2] theta ~ beta(1, 1);
    real theta0 = theta[0];
    int<2> z1 ~ bernoulli(theta0);
    real theta1 = theta[z1];
    int<2> z2 ~ bernoulli(theta1);
    real theta2 = theta[z2];
    int<2> z3 ~ bernoulli(theta2);
    real phi1 = phi[z1];
    real phi2 = phi[z2];
    real phi3 = phi[z3];
    data real y1 ~ normal(phi1, 1);
    data real y2 ~ normal(phi2, 1);
    data real y3 ~ normal(phi3, 1);
    real theta3 = theta[z3];
    int genz ~ bernoulli(theta4);
```

The typing environment

```
Γ = {y1,2,3 : (real, DATA),
     φ : (real[2], MODEL),
     θ : (real[2], MODEL),
     θ0,1,2 : (real, MODEL),
     φ1,2,3 : (real, MODEL),
     z1,2,3 : (int<2>, MODEL),
     θ3 : (real, GENQUANT),
     genz : (int<2>, GENQUANT)}
```

The variables we are interested in transforming are z_1, z_2 and z_3 : these are the \mathbf{MODEL} -level discrete parameters of Program G. The variable $genz$ is already at $\mathbf{GENQUANT}$ level, so we can sample this with ancestral sampling (no need for automatic marginalisation).

We eliminate z_1, z_2 and z_3 one by one, in that order. The order of elimination generally has a significant impact on the complexity of the resulting program (see also §§ 4.8), but we do not focus on how to choose an ordering here. The problem of finding an optimal ordering is well-studied [Amir 2010; Arnborg et al. 1987; Kjærulff 1990] and is orthogonal to the focus of our work.

4.7.1 *Eliminating z_1* . Eliminating a single variable happens in three steps, as shown in Figure 6: standard shredding into S_D, S_M and S_Q , conditional independence shredding of S_M into S_1, S_2 and S_3 , and combining everything based on (ELIM GEN).

- (1) *Standard shredding*: $S \Downarrow_{\Gamma} S_D, S_M, S_Q$. Firstly, we separate out the parts of the program that depend on discrete parameters *generatively*. That is any part of the program that would be in generated quantities with respect to the original program. In our case, this includes the last two lines in S . This would also include the **gen** parts of the transform program, that draw discrete parameters as generated quantities. Thus, $S \Downarrow_{\Gamma} S_D, S_M, S_Q$, where S_D is empty,

(1) Standard shredding of S	(3) Applying (ELIM GEN): Program G-1
1 $S_D = \text{skip};$	1 $\text{phi} \sim \text{beta}(1, 1);$
2 $S_M = \text{phi} \sim \text{beta}(1, 1);$	2 $\text{theta} \sim \text{beta}(1, 1);$
3 $\text{theta} \sim \text{beta}(1, 1);$	3 $\text{theta}_0 = \text{theta}[0];$
4 $\text{theta}_0 = \text{theta}[0];$	4
5 $z_1 \sim \text{bernoulli}(\text{theta}_0);$	5 $f_1 = \phi([\text{int}\langle 2 \rangle z_2])\{$
6 $\text{theta}_1 = \text{theta}[z_1];$	6 elim ($\text{int}\langle 2 \rangle z_1$) $\{$
7 $z_2 \sim \text{bernoulli}(\text{theta}_1);$	7 $z_1 \sim \text{bernoulli}(\text{theta}_0);$
8 $\text{theta}_2 = \text{theta}[z_2];$	8 $\text{theta}_1 = \text{theta}[z_1];$
9 $z_3 \sim \text{bernoulli}(\text{theta}_2);$	9 $z_2 \sim \text{bernoulli}(\text{theta}_1);$
10 $\text{phi}_1 = \text{phi}[z_1];$	10 $\text{phi} = \text{phi}[z_1];$
11 $\text{phi}_2 = \text{phi}[z_2];$	11 $y_1 \sim \text{normal}(\text{phi}_1, 1);$
12 $\text{phi}_3 = \text{phi}[z_3];$	12 $\}\}$
13 $y_1 \sim \text{normal}(\text{phi}_1, 1);$	13 factor ($f_1[z_2]$);
14 $y_2 \sim \text{normal}(\text{phi}_2, 1);$	14
15 $y_3 \sim \text{normal}(\text{phi}_3, 1);$	15 $\text{theta}_2 = \text{theta}[z_2];$
16 $S_Q = \text{theta}_3 = \text{theta}[z_3];$	16 $z_3 \sim \text{bernoulli}(\text{theta}_2);$
17 $\text{gen}_z \sim \text{bernoulli}(\text{theta}_3);$	17 $\text{phi}_2 = \text{phi}[z_2];$
	18 $\text{phi}_3 = \text{phi}[z_3];$
	19 $y_2 \sim \text{normal}(\text{phi}_2, 1);$
	20 $y_3 \sim \text{normal}(\text{phi}_3, 1);$
	21
	22 gen ($\text{int } z_1$) $\{$
	23 $z_1 \sim \text{bernoulli}(\text{theta}_0);$
	24 $\text{theta}_1 = \text{theta}[z_1]$
	25 $z_2 \sim \text{bernoulli}(\text{theta}_1);$
	26 $\text{phi}_1 = \text{phi}[z_1];$
	27 $y_1 \sim \text{normal}(\text{phi}_1, 1);$
	28 $\}$
	29 $\text{theta}_1 = \text{theta}[z_1];$
	30 $\text{phi}_1 = \text{phi}[z_1];$
	31
	32 $\text{theta}_3 = \text{theta}[z_3];$
	33 $\text{gen}_z \sim \text{bernoulli}(\text{theta}_3);$
(2) CI shredding of S_M	
1 $S_1 = \text{phi} \sim \text{beta}(1, 1);$	
2 $\text{theta} \sim \text{beta}(1, 1);$	
3 $\text{theta}_0 = \text{theta}[0];$	
4 $S_2 = z_1 \sim \text{bernoulli}(\text{theta}_0);$	
5 $\text{theta}_1 = \text{theta}[z_1];$	
6 $z_2 \sim \text{bernoulli}(\text{theta}_1);$	
7 $\text{phi}_1 = \text{phi}[z_1];$	
8 $y_1 \sim \text{normal}(\text{phi}_1, 1);$	
9 $S_3 = \text{theta}_2 = \text{theta}[z_2];$	
10 $z_3 \sim \text{bernoulli}(\text{theta}_2);$	
11 $\text{phi}_2 = \text{phi}[z_2];$	
12 $\text{phi}_3 = \text{phi}[z_3];$	
13 $y_2 \sim \text{normal}(\text{phi}_2, 1);$	
14 $y_3 \sim \text{normal}(\text{phi}_3, 1);$	

Fig. 6. Step-by-step elimination of z_1 in Program G.

$S_Q = (\text{theta3} = \text{theta}[z3]; \text{genz} \sim \text{bernoulli}(\text{theta3}))$, and S_M is the rest of the program (see [Figure 6](#), (1)).

- (2) *Conditional independence shredding*: $S_M \Downarrow_{\Gamma_M} S_1, S_2, S_3$. In the next step, we want to establish a conditional independence relationship $z_1 \mid A \perp\!\!\!\perp y, \phi_0, \theta_0, B$, where z_1 is some discrete parameter and A, B is a partitioning of the rest of the discrete parameters in the model: $\{z_2, z_3\}$. We derive a new, \vdash_2 typing environment Γ_M , using $\Gamma \xrightarrow{z} \Gamma_M$:

$$\Gamma_M = \{y_{1,2,3} : (\text{real}, \mathbf{L1}), \phi : (\text{real}[2], \mathbf{L1}), \theta : (\text{real}[2], \mathbf{L1}), \\ z_1 : (\text{int}\langle 2 \rangle, \mathbf{L2}), z_2 : (\text{int}\langle 2 \rangle, ?), z_3 : (\text{int}\langle 2 \rangle, ?) \\ \theta_0 : (\text{real}, \mathbf{L1}), \theta_{1,2} : (\text{real}, ?), \phi_{1,2,3} : (\text{real}, ?)\}$$

Here, we use the notation $?$ for a type placeholder, which will be inferred using type inference. The optimal Γ_M under the type inference soft constraint $\mathbf{L3} < \mathbf{L1} < \mathbf{L2}$ such that $\Gamma_M \vdash_2 S_M : \mathbf{L1}$ is such that the levels of θ_1 and ϕ_1 are $\mathbf{L2}$, z_2 is $\mathbf{L1}$ and θ_2, ϕ_2 and ϕ_3 are $\mathbf{L3}$. Shredding then gives us $S_M \Downarrow_{\Gamma_M} S_1, S_2, S_3$, as in [Figure 6](#), (2).

- (3) *Combining based on (ELIM GEN)*. Having rearranged the program into suitable sub-statements, we use [\(ELIM GEN\)](#) to get Program G-1 ([Figure 6](#), (3)) and:

$$\Gamma' = \{y_{1,2,3} : (\text{real}, \text{DATA}), \phi : (\text{real}, \text{MODEL}), \\ \theta_1 : (\text{real}, \text{GENQUANT}), \theta_{0,2} : (\text{real}, \text{MODEL}), \\ \phi_1 : (\text{real}, \text{GENQUANT}), \phi_{2,3} : (\text{real}, \text{MODEL}), \\ z_1 : (\text{int}, \text{GENQUANT}), z_{2,3} : (\text{int}\langle 2 \rangle, \text{MODEL}), \\ \theta_3 : (\text{real}, \text{GENQUANT}), \text{genz} : (\text{int}\langle 2 \rangle, \text{GENQUANT})\}$$

Eliminating z_2 . We apply the same procedure to eliminate the next variable, z_2 , from the updated Program G-1. The variable z_1 is no longer a `MODEL`-level parameter, thus the only neighbouring parameter of z_2 is z_3 . Note also that the computation of the factor f_1 does not include any free discrete parameters (both z_1 and z_2 are local to the computation due to `elim` and ϕ). Thus, we do not need to include the computation of this factor anywhere else in the program (it does not get nested into other computations). We obtain a new program, Program G-2:

Program G-2		
1 phi ~ beta(1, 1);	17	y2 ~ normal(phi2, 1);
2 theta ~ beta(1, 1);	18	}}
3 theta0 = theta[0];	19	
4	20	factor (f2[z3]);
5 f1 = $\phi([\text{int}\langle 2 \rangle z2])\{\text{elim}(\text{int}\langle 2 \rangle z1)\{\$	21	phi3 = phi[z3];
6 z1 ~ bernoulli(theta0);	22	y3 ~ normal(phi3, 1);
7 theta1 = theta[z1];	23	
8 z2 ~ bernoulli(theta1);	24	gen (int z2){
9 phi1 = phi[z1];	25	factor (f1[z2]);
10 y1 ~ normal(phi1, 1);	26	theta2 = theta[z2];
11 }}	27	z3 ~ bernoulli(theta2);
12 f2 = $\phi([\text{int}\langle 2 \rangle z3])\{\text{elim}(\text{int}\langle 2 \rangle z2)\{\$	28	phi2 = phi[z2];
13 factor (f1[z2]);	29	y2 ~ normal(phi2, 1);
14 theta2 = theta[z2];	30	}
15 z3 ~ bernoulli(theta2);	31	theta2 = theta[z2];
16 phi2 = phi[z2];	32	phi2 = phi[z2];
	33	

```

34  gen(int z1){
35      z1 ~ bernoulli(theta0);
36      theta1 = theta[z1];
37      z2 ~ bernoulli(theta1);
38      phi1 = phi[z1];
39      y1 ~ normal(phi1, 1);
40  }
41  theta1 = theta[z1];
42  phi1 = phi[z1];
43
44  theta3 = theta0[z3];
45  genz ~ bernoulli(theta3);

```

Eliminating z_3 . Finally, we eliminate z_3 , which is the only discrete **MODEL**-level parameter left in the program. Thus, z_3 has no neighbours and f_3 is of arity 0: it is a real number instead of a vector. The final program generated by our implementation is Program G-3:

Program G-3

```

1  phi0 ~ beta(1, 1);
2  theta0 ~ beta(1, 1);
3
4  f1 =  $\phi$ (int<2> z2){ elim(int<2> z1){
5      z1 ~ bernoulli(theta0);
6      theta1 = theta[z1];
7      z2 ~ bernoulli(theta1);
8      phi1 = phi[z1];
9      y1 ~ normal(phi1, 1);
10 }
11
12 f2 =  $\phi$ (int<2> z3){elim(int<2> z2){
13     factor(f1[z2]);
14     theta2 = theta[z2];
15     z3 ~ bernoulli(theta2);
16     phi2 = phi[z2];
17     y2 ~ normal(phi2, 1);
18 }
19
20 f3 =  $\phi$ (){elim(int<2> z3){
21     factor(f2[z3]);
22     phi3 = phi[z3];
23     y3 ~ normal(phi3, 1);
24 }
25
26 factor(f3);
27 gen(int z3){
28     factor(f2[z3]);
29     phi3 = phi[z3];;
30     y3 ~ normal(phi3, 1);
31 }
32 phi3 = phi[z3];
33 gen(int z2){
34     factor(f1[z2]);
35     theta2 = theta[z2];;
36     z3 ~ bernoulli(theta2);
37     phi2 = phi[z2];;
38     y2 ~ normal(phi2, 1);
39 }
40 theta2 = theta[z2];
41 phi2 = phi[z2];
42 gen(int z1){
43     z1 ~ bernoulli(theta0);
44     theta1 = theta[z1];
45     z2 ~ bernoulli(theta1);
46     phi1 = phi[z1];
47     y1 ~ normal(phi1, 1);
48 }
49 theta1 = theta[z1];
50 phi1 = phi[z1];
51
52 gen3 = theta[z3];
53 genz ~ bernoulli(theta3);

```

4.8 Relating to Variable Elimination and Complexity Analysis

Assume \mathcal{D} , θ_d , and θ_c are the data, discrete model-level parameters, and continuous model-level parameters, respectively. As S_2 is a single-level statement of level **L2**, the density semantics of S_2 is of the form $\psi(\mathbf{x}_{L1}, \mathbf{x}_{L2}) = \psi(\mathcal{D}, \theta_c, \theta_{d,L1}, z)$ (Lemma 11).

As $\mathbf{elim}(\mathbf{int}\langle K \rangle z)$ binds the variable z and $\phi(\Gamma_{ne})\{_ \}$ binds the variables in $\text{dom}(\Gamma_{ne})$, the expression $\phi(\Gamma_{ne})\{\mathbf{elim}(\mathbf{int}\langle K \rangle z) S_2\}$ depends only on continuous parameters and data, and it contains no free mentions of any discrete variables. This means that the expression will be of level **L1** and

shredded into S_1 during the marginalisation of any subsequent discrete variable z' . The substatement S_2 will always be some sub-statement of the original program (prior to any transformations), up to potentially several constant factors of the form **factor**($f[\text{dom}(\Gamma_{\text{nc}})]$).

This observation makes it easy to reason about how repeated application of the **(ELIM GEN)** transform changes the complexity of the program. If the complexity of a SlicStan program with N discrete parameters of support $1, \dots, K$, is $\mathcal{O}(S)$, then the complexity of a program where we naively marginalised out the discrete variables (Program E) will be $\mathcal{O}(S \times K^N)$. In contrast, transforming with **(ELIM GEN)** gives us a program of complexity at most $\mathcal{O}(N \times S \times K^{M+1})$ where M is the largest number of direct neighbours in the factor graph induced by the program. Further, the complexity could be smaller depending on the elimination ordering of choice. This result is not surprising, as we conjecture that repeated application of **(ELIM GEN)** is equivalent to variable elimination (though we do not formally prove this equivalence), which is of the same complexity.

It is clear from this complexity observation that VE is not always efficient. When the dependency graph is dense, M will be close to N , thus inference will be infeasible for large N . Fortunately, in many practical cases (such as those discussed in § 5), this graph is sparse ($M \ll N$) and our approach is suitable and efficient. We note that this is a general limitation of exact inference of discrete parameters, and it is not a limitation of our approach in particular.

4.9 Semantic Preservation of the Discrete Variable Transformation

The result we are interested in is the semantic preservation of the transformation rule \xrightarrow{z} .

THEOREM 4 (SEMANTIC PRESERVATION OF \xrightarrow{z}).

For SlicStan programs Γ, S and Γ', S' , and a discrete parameter $z: \Gamma, S \xrightarrow{z} \Gamma', S'$ implies $\llbracket S \rrbracket = \llbracket S' \rrbracket$.

PROOF. Note that shredding preserves semantics with respect to both \vdash and \vdash_2 (Lemma 6 and 10), examine the meaning of derived forms (Lemma 14 and 15), note properties of single-level statements (Lemma 11), and apply the results on factorisation of shredding (Theorem 1) and conditional independence (Theorem 3). We present the full proof in Appendix A. \square

In addition, we also show that it is always possible to find a program derivable with **(ELIM GEN)**, such that a **MODEL**-level variable z is transformed to a **GENQUANT**-level variable.

LEMMA 12 (EXISTENCE OF MODEL TO GENQUANT TRANSFORMATION). For any SlicStan program Γ, S such that $\Gamma \vdash S : LL$, and a variable $z \in \text{dom}(\Gamma)$ such that $\Gamma(z) = (\text{int}\langle K \rangle, \text{MODEL})$, there exists a SlicStan program Γ', S' , such that:

$$\Gamma, S \xrightarrow{z} \Gamma', S' \quad \text{and} \quad \Gamma'(z) = (\text{int}\langle K \rangle, \text{GENQUANT})$$

PROOF. By inspecting the level types of variables in each part of a program derivable using **(ELIM GEN)**. We include the full proof in Appendix A. \square

The practical usefulness of Theorem 4 stems from the fact that it allows us to separate inference for discrete and continuous parameters. After applying **(ELIM GEN)** to each discrete **MODEL**-level parameter, we are left with a program that only has **GENQUANT**-level discrete parameters (Lemma 12). We can then slice the program into S_{HMC} and S_{GEN} and infer continuous parameters by using HMC (or other algorithms) on S_{HMC} and, next, draw the discrete parameters using ancestral sampling by running forward S_{GEN} . Theorem 4 tells us that this is a correct inference strategy.

When used in the context of a model with only discrete parameters, our approach corresponds to exact inference through VE. In the presence of discrete and continuous parameters, our transformation gives an analytical sub-solution for the discrete parameters in the model.

A limitation of our method is that, due to its density-based nature, it can only be applied to models of fixed size. It cannot, in its current form, support models where the number of random variables changes during inference, such as Dirichlet Processes. However, this is a typical constraint adopted in Bayesian inference for efficiency. Another limitation is that discrete variables need to have finite (and fixed) support. For example, the method cannot be applied to transform a Poisson-distributed variable. In some but not all applications, truncating unbounded discrete parameters at a realistic upper bound would suffice to make the method applicable.

An advantage of our method is that it can be combined with any inference algorithm that requires a function proportional to the joint density of variables. This includes gradient-based algorithms, such as HMC and variational inference, but it can also be used with methods that allow for (e.g. unbounded) discrete variables as an analytical sub-solution that can optimise inference. For example, consider a Poisson variable $n \sim \text{Poisson}(\lambda)$ and a Binomial variable $k \sim \text{Binomial}(n, p)$. While n is of infinite support, and we cannot directly sum over all of its possible values, analytically marginalising out n gives us $k \sim \text{Poisson}(\lambda p)$. Future work can utilise such analytical results in place of explicit summation where possible.

4.10 Scope and limitations of (ELIM GEN)

Program H	Program H-A: Optimal transformation	Program H-B: Our transformation
<pre> data int K; real[K][K] phi; real[K] mu; int<K> z1 ~ categorical(phi[0]); int<K> z2; int<K> z3; if (z1 > K/2) { z2 ~ categorical(phi[z1]); z3 ~ categorical(phi[z2]); } else { z2 ~ categorical(phi[z1]); z3 ~ categorical(phi[z1]); } data real y1 ~ normal(mu[z1], 1); data real y2 ~ normal(mu[z2], 1); data real y3 ~ normal(mu[z3], 1); </pre>	<pre> ... factor(elim(int<2> z1) { z1 ~ categorical(phi[0]); y1 ~ normal(mu[z1], 1); if (z1 > K/2) { elim(int<2> z2) { elim(int<2> z3) { z2 ~ categorical(phi[z1]); z3 ~ categorical(phi[z2]); y2 ~ normal(mu[z2], 1); y3 ~ normal(mu[z3], 1); }} else { elim(int<2> z2) { z2 ~ categorical(phi[z1]); y2 ~ normal(mu[z2], 1); } elim(int<2> z3) { z3 ~ categorical(phi[z1]); y3 ~ normal(mu[z3], 1); }} } } </pre>	<pre> ... f1 = ϕ(int<2> z2, int<2> z3){ elim(int<2> z1){ z1 ~ categorical(phi[0]); if(z1 > K/2){ z2 ~ categorical(phi[z1]); z3 ~ categorical(phi[z2]); } else{ z2 ~ categorical(phi[z1]); z3 ~ categorical(phi[z1]); } y1 ~ normal(mu[z1], 1); y2 ~ normal(mu[z2], 1); y3 ~ normal(mu[z3], 1); }} f2 = ϕ(int<2> z3){ elim(int<2>z2) factor(f1[z2, z3]);} f3 = ϕ(){ elim(int<2> z3) factor(f2[z3]);} factor(f3); </pre>

Fig. 7. A program with different conditional dependencies depending on control flow.

Previously, we discussed the scope of the conditional independence result of the paper (§§ 3.3). Similarly, here we demonstrate with an example, a situation where our approach of eliminating variables one-by-one using (ELIM GEN) is not optimal.

Consider the simple control-flow Program H below. In this example z_2 and z_3 are *not* conditionally independent given $z_1 = 1$, but they are conditionally independent given $z_1 > K/2$. This independence is also referred to as context-specific independence [Boutilier et al. 1996; Minka and Winn 2009]. We can use different elimination strategy depending on which **if**-branch of the program we find ourselves. Program H-A demonstrates this: its complexity is $\mathcal{O}(\frac{K}{2} \times K^2 + \frac{K}{2} \times 2 \times K) = \mathcal{O}(\frac{1}{2}K^3 + K^2)$.

The typing relation \vdash_2 can only detect overall (in)dependencies, where sets of variables are conditionally independent given some X , regardless of what value X takes. Thus, our static analysis is not able to detect that $z_2 \perp\!\!\!\perp z_3 \mid z_1 = 0$. This results in Program H-B, which has complexity $\mathcal{O}(K^3 + K^2 + K)$: the same complexity as the optimal Program H-A, but with a bigger constant.

Even if we extend our approach to detect that z_2 and z_3 are independent in one branch, it is unclear how to incorporate this new information. Our strategy is based on computing intermediate factors that allow re-using already computed information: eliminating z_1 requires computing a new factor f_1 that no longer depends on z_1 . We represented f_1 with a multidimensional array indexed by z_2 and z_3 , and we need to define each element of that array, thus we cannot decouple them for particular values of z_1 .

Runtime systems that compute intermediate factors in a similar way, such as Pyro [Uber AI Labs 2017], face that same limitation. Birch [Murray and Schön 2018], on the other hand, will be able to detect the conditional independence in the case $z_1 > K/2$, but it will not marginalise z_1 , as it cannot (analytically) marginalise over branches. Instead, it uses Sequential Monte Carlo (SMC) to repeatedly sample z_1 and proceed according to its value.

5 IMPLEMENTATION AND EMPIRICAL EVALUATION

The transformation we introduce can be useful for variety of models, and it can be adapted to PPLs to increase efficiency of inference and usability. Most notably, it can be used to extend Stan to allow for direct treatment of discrete variables, where previously that was not possible.

In this section, we present a brief overview of such a discrete parameter extension for SlicStan (§§ 5.1). To evaluate the practicality of (ELIM GEN), we build a partial NumPyro [Phan et al. 2019] backend for SlicStan, and compare our static approach to variable elimination for discrete parameters to the dynamic approach of NumPyro (§§ 5.2). We find that our static transformation strategy speeds up inference compared to the dynamic approach, but that for models with a large number of discrete parameters performance gains could be diminished by the exponentially growing compilation time (§§ 5.3).

In addition to demonstrating the practicality of our contribution through empirical evaluation, we also discuss the usefulness of our contribution through examples, in Appendix B.

5.1 Implementation

We update the original SlicStan¹⁴ according to the modification described in § 2, and extend it to support automatic variable elimination through the scheme outlined in § 4. As with the first version of SlicStan, the transformation produces a new SlicStan program that is then translated to Stan.

The variable elimination transformation procedure works by applying (ELIM GEN) iteratively, once for each discrete variable, as we show in §§ 4.7. The level types **L1**, **L2** and **L3** are not exposed to the user, and are inferred automatically. Using bidirectional type-checking, we are able to synthesise a set of hard constraints that the levels must satisfy. These hard constraints will typically be satisfied

¹⁴Available at <https://github.com/mgorinova/SlicStan>.

by more than one assignment of variables to levels. We search for the optimal types with respect to the soft constraints $L3 < L1 < L2$, using the theorem prover Z3 [De Moura and Bjørner 2008].

5.2 Empirical evaluation

To evaluate the practicality of our approach, we compare to the prior work most closely related to ours: that of Obermeyer et al. [2019], who implement efficient variable-elimination for plated factor graphs in Pyro [Uber AI Labs 2017]. Their approach uses effect-handlers and dynamically marginalises discrete variables, so that gradient-based inference schemes can be used for the continuous parameters. This VE strategy has also been implemented in NumPyro [Phan et al. 2019].

As both ours and Pyro’s strategies correspond to VE, we do not expect to see differences in complexity of the resulting programs. However, as in our case the VE algorithm is determined and set up at compile time, while in the case of Pyro/NumPyro, this is done at run time. The main question we aim to address is whether setting up the variable elimination logistics at compile time results in a practical runtime speed-up.

To allow for this comparison, we built a partial NumPyro backend for SlicStan. For each model we choose, we compare the runtime performance of three NumPyro programs:

- (1) The NumPyro program obtained by translating a SlicStan program with discrete parameters to NumPyro directly (labelled ‘NumPyro’). This is the baseline: we leave the discrete parameter elimination to NumPyro.
- (2) The NumPyro program obtained by translating a transformed SlicStan program, where all discrete parameters have been eliminated according to (ELIM GEN) (labelled ‘SlicStan’). The variable elimination set-up is done at compile time; NumPyro does not do any marginalisation.
- (3) A hand-optimised NumPyro program, which uses the plate and markov program constructs to specify some of the conditional independencies in the program (labelled ‘NumPyro-Opt’).

In each case, we measure the time (in seconds) for sampling a single chain consisting of 2500 warm-up samples, and 10000 samples using NUTS [Hoffman and Gelman 2014].

In addition, we report three compilation times:

- (1) The compilation time of the NumPyro program obtained by translating a SlicStan program with discrete parameters to NumPyro directly (labelled ‘NumPyro’).
- (2) The compilation time of the NumPyro program obtained by translating a transformed SlicStan program, where all discrete parameters have been eliminated (labelled ‘SlicStan’).
- (3) The time taken for the original SlicStan program to be transformed using (ELIM GEN) and translated to NumPyro code (labelled ‘SlicStan-to-NumPyro’).

We consider different numbers of discrete parameters for each model, up to 25 discrete parameters. We do not consider more than 25 parameters due to constraints of the NumPyro baseline, which we discuss in more detail in §§ 5.3. We run experiments on two classes of model often seen in practice: hidden Markov models (§§§ 5.2.1) and mixture models (§§§ 5.2.2). To ensure a fair comparison, the same elimination ordering was used across experiments. Experiments were run on a dual-core 2.30GHz Intel Xeon CPU and a Tesla T4 GPU (when applicable). All SlicStan models used in the experiments are available at the SlicStan repo.

5.2.1 Hidden Markov models. We showed several examples of simple HMMs throughout the paper (Program A, Program D, Program G) and worked through a complete example of VE in an HMM (4.7). We evaluate our approach on both the simple first-order HMM seen previously, and on two additional ones: second-order HMM and factorial HMM.

First-order HMM. The first-order HMM is a simple chain of N discrete variables, each taking a value from 1 to K according to a categorical distribution. The event probabilities for the distribution

of z_n are given by $\theta_{z_{n-1}}$, where θ is some given $K \times K$ matrix. Each data point y is modelled as coming from a Gaussian distribution with mean μ_{z_n} and standard deviation 1, where μ is a K -dimensional continuous parameter of the model.

$$\begin{aligned}\mu_k &\sim \mathcal{N}(0, 1) \quad \text{for } k \in 1, \dots, K \\ z_1 &\sim \text{categorical}(\theta_1) \\ z_n &\sim \text{categorical}(\theta_{z_{n-1}}) \quad \text{for } n \in 2, \dots, N \\ y_n &\sim \mathcal{N}(\mu_{z_n}, 1) \quad \text{for } n \in 1, \dots, N\end{aligned}$$

We measure the compilation time and the time taken to sample 1 chain with each of the 3 NumPyro programs corresponding to this model. We use $K = 3$ and different values for N , ranging from $N = 3$ to $N = 25$. [Figure 8](#) shows a summary of the results. We see that both on CPU and GPU, the program transformed using SlicStan outperforms the automatically generated NumPyro and also the manually optimised NumPyro-Opt. Each of the three programs has compilation time exponentially increasing with the number of variables, however SlicStan's compilation time increases the fastest. We discuss this drawback in more detail in [§§ 5.3](#), highlighting the importance of an extended loop-level analysis being considered in future work.

Second-order HMM. The second-order HMM is very similar to the first-order HMM, but the discrete variables depend on the previous 2 variables, in this case taking the maximum of the two.

$$\begin{aligned}\mu_k &\sim \mathcal{N}(0, 1) \quad \text{for } k \in 1, \dots, K \\ z_1 &\sim \text{categorical}(\theta_1), \quad z_2 \sim \text{categorical}(\theta_{z_1}) \\ z_n &\sim \text{categorical}(\theta_{\max(z_{n-2}, z_{n-1})}) \quad \text{for } n \in 3, \dots, N \\ y_n &\sim \mathcal{N}(\mu_{z_n}, 1) \quad \text{for } n \in 1, \dots, N\end{aligned}$$

Similarly to before, we run the experiment for $K = 3$ and different values for N , ranging from $N = 3$ to $N = 25$. We show the results in [Figure 9](#), which once again shows SlicStan outperforming NumPyro and NumPyro-Opt in terms of runtime, but having slower compilation time for a larger number of discrete parameters.

Factorial HMM. In a factorial HMM, each data point y_n is generated using two independent hidden states z_n and h_n , each depending on the previous hidden states z_{n-1} and h_{n-1} .

$$\begin{aligned}\mu_k &\sim \mathcal{N}(0, 1) \quad \text{for } k \in 1, \dots, K^2 \\ z_1 &\sim \text{categorical}(\theta_1), \quad h_1 \sim \text{categorical}(\theta_1) \\ z_n &\sim \text{categorical}(\theta_{z_{n-1}}), \quad h_n \sim \text{categorical}(\theta_{h_{n-1}}) \quad \text{for } n \in 2, \dots, N \\ y_n &\sim \mathcal{N}(\mu_{z_n * h_n}, 1) \quad \text{for } n \in 1, \dots, N\end{aligned}$$

We run the experiment for $K = 3$ and different length of the chain N , ranging from $N = 1$ (2 discrete parameters) to $N = 12$ (24 discrete parameters). We show the results in [Figure 10](#): similarly to before, SlicStan outperforms both NumPyro and NumPyro-Opt in terms of runtime. We also observe that, in the case of SlicStan, the time taken to sample a single chain increases more slowly as we increase the number of discrete variables.

5.2.2 Mixture models. Another useful application of mixed discrete and continuous variable models is found in mixture models. We run experiments on two models: soft K -means clustering and linear regression with outlier detection.

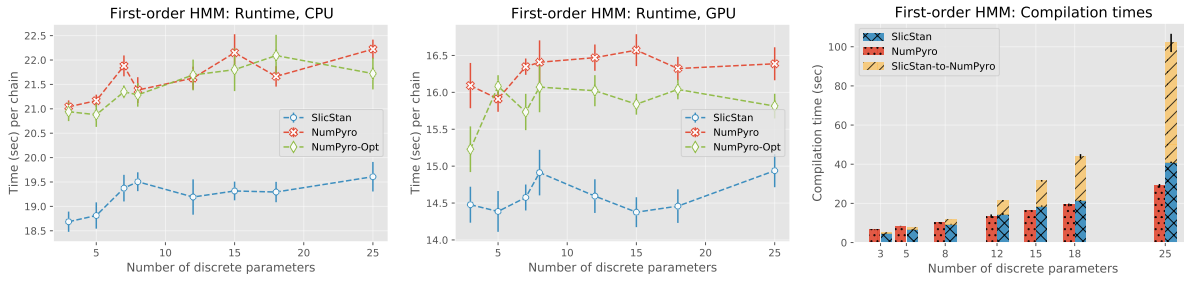


Fig. 8. HMM results

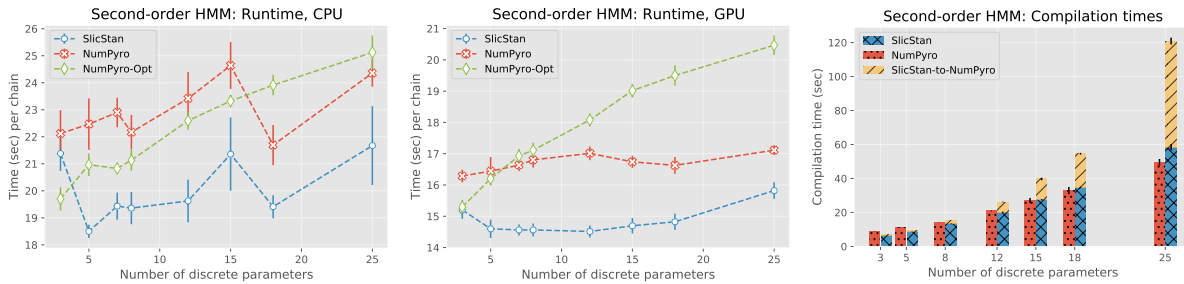


Fig. 9. Second-order HMM results

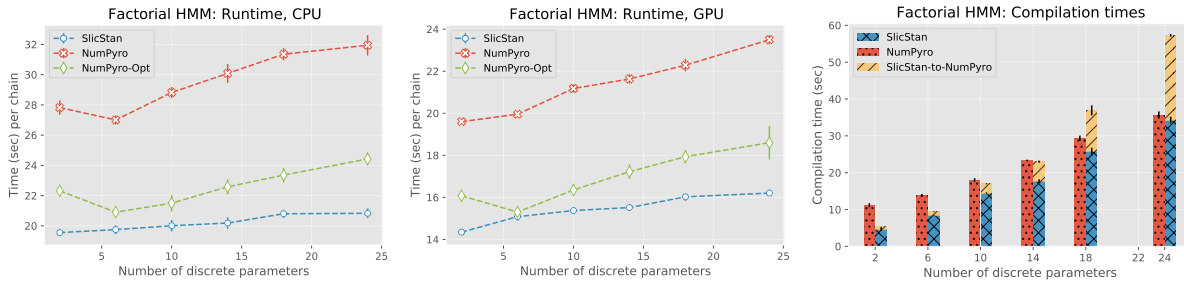


Fig. 10. Factorial HMM results

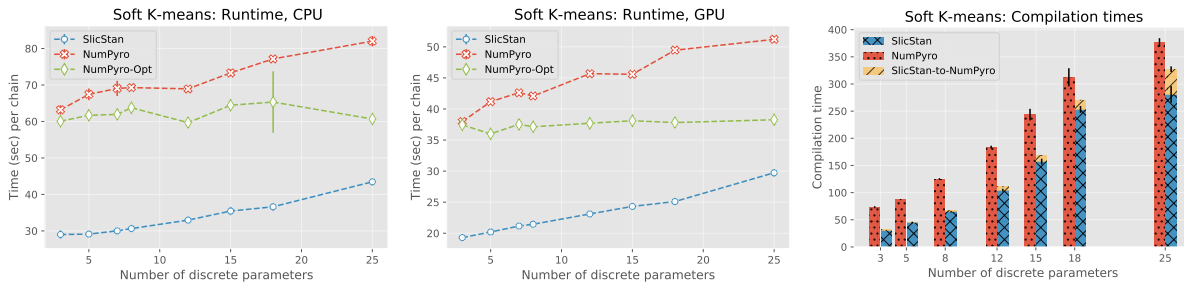


Fig. 11. Soft K-means results

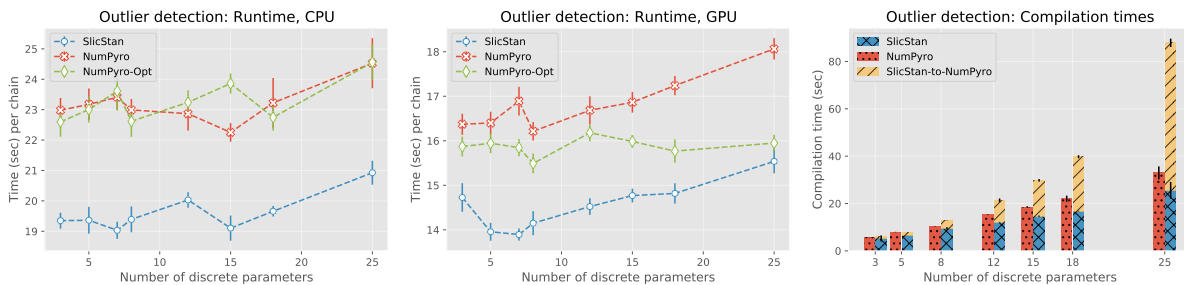


Fig. 12. Outliers results

Soft K-means. The Gaussian mixture model underlines the celebrated soft K -means algorithm. Here, we are interested in modelling some D -dimensional data that belongs to one of K (unknown) Gaussian clusters. Each cluster k is specified by a D -dimensional mean $\mu_{.,k}$. Each data point $y_{.,n}$ is associated with a cluster z_n .

$$\begin{aligned}\mu_{d,k} &\sim \mathcal{N}(0, 1) \quad \text{for } d \in 1, \dots, D \text{ and } k \in 1, \dots, K \\ z_n &\sim \text{categorical}(\pi) \quad \text{for } n \in 1, \dots, N \\ y_{d,n} &\sim \mathcal{N}(\mu_{d,z_n}, 1) \quad \text{for } d \in 1, \dots, D \text{ and } n \in 1, \dots, N\end{aligned}$$

We run the experiments for $K = 3$, $D = 10$, and $N = 3, \dots, 25$ and show the results in [Figure 11](#).

We observe a clear linear trend of the runtime growing with N , with SlicStan performing better and its runtime growing more slowly than that of NumPyro. While the SlicStan-translated code runs faster than NumPyro-Opt for $N \leq 25$, we observe that the SlicStan runtime grows faster than that of the manually optimised NumPyro-Opt code.

Outlier detection. The final model we consider is a Bayesian linear regression that allows for outlier detection. The model considers data points (x_n, y_n) , where y lies on the line $\alpha x + \beta$ with some added noise. The noise σ_{z_n} depends on a Bernoulli parameter z_n , which corresponds to whether or not the point (x_n, y_n) is an outlier or not. The noise for outliers (σ_1) and the noise for non-outliers (σ_2) are given as hyperparameters.

$$\begin{aligned}\alpha &\sim \mathcal{N}(0, 10), \quad \beta \sim \mathcal{N}(0, 10) \\ \pi_1^{(raw)} &\sim \mathcal{N}(0, 1), \quad \pi_2^{(raw)} \sim \mathcal{N}(0, 1), \quad \pi = \frac{\exp \pi_1^{(raw)}}{\exp \pi_1^{(raw)} + \exp \pi_2^{(raw)}} \\ z_n &\sim \text{bernoulli}(\pi) \quad \text{for } n \in 1, \dots, N \\ y_n &\sim \mathcal{N}(\alpha x_n + \beta, \sigma_{z_n}) \quad \text{for } n \in 1, \dots, N\end{aligned}$$

Similarly to the earlier HMM models, SlicStan has the smallest runtime per chain, but at the expense of fast growing compile time ([Figure 12](#)).

5.3 Analysis and discussion

Our method can be applied to general models containing a fixed and known number of finite-support discrete parameters, which significantly reduces the amount of manual effort that was previously required for such models in languages like Stan [[Damiano et al. 2018](#)]. In addition, as shown in [Figures 8–12](#), SlicStan outperforms both the NumPyro baseline and the hand-optimised NumPyro-Opt, in terms of runtime. This suggests that a static-time discrete variable optimisation, like the one introduced in this paper, is indeed beneficial and speeds up inference.

One limitation of our experimental analysis is the relatively small number of discrete parameters we consider. Due to the array dimension limit imposed by PyTorch / NumPy, Pyro cannot have more than 25 discrete variables (64 for CPU) unless the dependence between them is specified using markov or plate (as with NumPyro-Opt). For NumPyro this hardcoded limit is 32. Thus, it would not be possible to compare to the NumPyro baseline for a larger number of variables, though comparing to the hand-optimised NumPyro-Opt would still be possible.

Perhaps the biggest limitation of the discrete parameters version of SlicStan is the exponentially growing compilation time. Using a semi-lattice instead of a lattice in the \vdash_2 level type analysis breaks the requirement of the bidirectional type system that ensures efficiency of type inference. The constraints generated by the type system can no longer be resolved by SlicStan's original linear-time algorithm. While polynomial-time constraint-solving strategy may still exist, we choose

to employ Z3 to automatically resolve the type inference constraints, and leave the consideration for more efficient type inference algorithm for future work.

This also highlights the importance of a future SlicStan version that considers *arrays* of discrete parameters. Our algorithm currently supports only individual discrete parameters. In the cases where the size of an array of discrete parameters is statically known, the (ELIM GEN) procedure can be applied to a program where such arrays have been ‘flattened’ into a collection of individual discrete variables, which is the strategy we adopt for the experiments in this section. But to be applicable more widely, the (ELIM GEN) rule needs to be generalised based on array element level dependence analysis, for example by incorporating ideas from the polyhedral model [Feautrier 1992]. As the array level dependence analysis that would be required in most practical use-cases is very straightforward, we believe this would be a useful and feasible applied extension of our work. In addition, this would significantly decrease the number of program variables for which we need to infer a level type during the (ELIM GEN) transformation, thus making compilation practical for larger or arbitrary numbers of discrete parameters.

6 RELATED WORK

This paper provides a type system that induces conditional independence relationships, and it discusses one practical application of such type system: an automatic marginalisation procedure for discrete parameters of finite support.

Conditional independence. The theoretical aim of our paper is similar to that of Barthe et al. [2019], who discuss a separation logic for reasoning about independence, and the follow-up work of Bao et al. [2021], who extend the logic to capture conditional independence. One advantage of our method is that the verification of conditional independence is automated by type inference, while it would rely on manual reasoning in the works of Barthe et al. [2019] and Bao et al. [2021]. On the other hand, the logic approach can be applied to a wider variety of verification tasks. Amtoft and Banerjee [2020] show a correspondence between variable independence and slicing a discrete-variables-only probabilistic program. The biggest difference to our work is that their work considers only conditional independence of variables given the observed data: that is CI relationships of the form $\mathbf{x}_1 \perp\!\!\!\perp \mathbf{x}_2 \mid \mathcal{D}$ for some subsets of variables \mathbf{x}_1 and \mathbf{x}_2 and data \mathcal{D} . The language of Amtoft and Banerjee [2020] requires observed data to be specified *syntactically* using an **observe** statement. Conditional independencies are determined only given this observed data, and the method for determining how to slice a program is tied to the **observe** statements. From the Amtoft and Banerjee [2020] paper: “A basic intuition behind our approach is that an **observe** statement can be removed if it does not depend on something on which the returned variable x also depends.” In contrast, we are able to find CI relationships given any variables we are interested in ($\mathbf{x}_1 \perp\!\!\!\perp \mathbf{x}_2 \mid \mathbf{x}_3$ for some \mathbf{x}_1 , \mathbf{x}_2 , and \mathbf{x}_3), and type inference constitutes of a straightforward algorithm for finding such relationships. On the other hand, Amtoft and Banerjee [2020] permit unbounded number of variables (e.g. **while** ($y > 0$) $y \sim \text{bernoulli}(\theta.2)$), while it is not clear how to extend SlicStan/Stan to support this. While not in a probabilist programming setting, Lobo-Vesga et al. [2020] use taint analysis to find independencies between variables in a program, in order to facilitate easy trade off between privacy and accuracy in differential privacy context.

Automatic marginalisation. The most closely related previous work, in terms of the automatic marginalisation procedure, is that of Obermeyer et al. [2019] and that of Murray et al. [2018]. Obermeyer et al. [2019] implement efficient variable-elimination for plated factor graphs in Pyro [Uber AI Labs 2017]. Their approach uses effect-handlers and can be implemented in other effect-handling based PPLs, such as Edward2 [Tran et al. 2018]. Murray et al. [2018] introduce a ‘delayed sampling’ procedure in Birch [Murray and Schön 2018], which optimises the program via partial analytical

solutions to sub-programs. Their method corresponds to automatic variable elimination and, more generally, automatic Rao–Blackwellization. While we focus on discrete variable elimination only, our conditional independence type system can be directly used for more general analysis. The method from § 4 can be extended to marginalise out and sample continuous variables whenever they are part of an analytically-tractable sub-program, similarly to delayed sampling in Birch. One key difference of our approach is that the program re-writes are guided by the type system and happen at compile time, before inference is run. In contrast, both Pyro and Birch maintain a dynamic graph that guides the analysis at runtime.

Symbolic inference. Where a full analytical solution is possible, several probabilistic programming languages can derive it via symbolic manipulation, including Hakaru [Narayanan et al. 2016] and PSI [Gehr et al. 2016, 2020], while Dice [Holtzen et al. 2020] performs exact inference for models with discrete parameters only, by analysing the program structure. In contrast, we focus on re-writing the program, and decomposing it into parts to be used with fast and more general asymptotically exact or approximate inference algorithms, like HMC, variational inference or others.

Extending HMC to support discrete parameters. The idea of modifying HMC to handle discrete variables and discontinuities has been previously explored [Nishimura et al. 2017; Pakman and Paninski 2013; Zhang et al. 2012; Zhou 2020]. More recently, Zhou et al. [2019] introduced the probabilistic programming language LF-PPL, which is designed specifically to be used with the Discontinuous Hamiltonian Monte Carlo (DHMC) algorithm [Nishimura et al. 2017]. The algorithm, and their framework can also be extended to support discrete parameters. LF-PPL provides support for an HMC version that itself works with discontinuities. Our approach is to statically rewrite the program to match the constraints of Stan, vanilla HMC, and its several well-optimised extensions, such as NUTS [Hoffman and Gelman 2014].

Composable and programmable inference. Recent years have seen a growing number of techniques that allow for tailored-to-the-program compilation to an inference algorithm. For example, Gen [Cusumano-Towner et al. 2019] can statically analyse the model structure to compile to a more efficient inference strategy. In addition, languages like Gen and Turing [Ge et al. 2018] facilitate composable and programmable inference [Mansinghka et al. 2018], where the user is provided with inference building blocks to implement their own model-specific algorithm. Our method can be understood as an automatic composition between two inference algorithms: variable elimination and HMC or any other inference algorithm that can be used to sample continuous variables.

7 CONCLUSION

This paper introduces an information flow type system that can be used to check and infer conditional independence relationships in a probabilistic programs, through type checking and inference, respectively. We present a practical application of this type system: a semantics-preserving transformation that makes it possible to use, and to efficiently and automatically infer discrete parameters in SlicStan, Stan, and other density-based probabilistic programming languages. The transformed program can be seen as a hybrid inference algorithm on the original program, where continuous parameters can be drawn using efficient gradient-based inference methods, like HMC, while the discrete parameters are drawn using variable elimination.

While the variable elimination transformation uses results on conditional independence of discrete parameters, our type system is not restricted to this usage. Conditional independence relationships can be of interest in many context in probabilistic modelling, including more general use of variable elimination, message-passing algorithms, Rao-Blackwellization, and factorising a

program for a composed-inference approach. We believe conditional independence by typing can enable interesting future work that automates the implementation of such methods.

ACKNOWLEDGMENTS

We thank Vikash Mansinghka for suggesting the outlier detection example, which we used for evaluation, as well as Lawrence Murry for clarifying the behaviour of Birch, and anonymous reviewers whose helpful suggestions improved the paper. Maria Gorinova was supported by the EPSRC Centre for Doctoral Training in Data Science, funded by the UK Engineering and Physical Sciences Research Council (grant EP/L016427/1) and the University of Edinburgh. Matthijs Vákár was funded by the European Union’s Horizon 2020 research and innovation programme under the Marie Skłodowska-Curie grant agreement No. 895827.

REFERENCES

- Martín Abadi, Anindya Banerjee, Nevin Heintze, and Jon G. Riecke. 1999. A Core Calculus of Dependency. In *POPL*. ACM, 147–160.
- Eyal Amir. 2010. Approximation algorithms for treewidth. *Algorithmica* 56, 4 (2010), 448–479.
- Torben Amtoft and Anindya Banerjee. 2020. A Theory of Slicing for Imperative Probabilistic Programs. *ACM Transactions on Programming Languages and Systems (TOPLAS)* 42, 2 (2020), 1–71.
- Stefan Arnborg, Derek G Corneil, and Andrzej Proskurowski. 1987. Complexity of finding embeddings in a k-tree. *SIAM Journal on Algebraic Discrete Methods* 8, 2 (1987), 277–284.
- Jialu Bao, Simon Docherty, Justin Hsu, and Alexandra Silva. 2021. A Bunched Logic for Conditional Independence. In *2021 36th Annual ACM/IEEE Symposium on Logic in Computer Science (LICS)*. IEEE, 1–14.
- Gilles Barthe, Justin Hsu, and Kevin Liao. 2019. A probabilistic separation logic. *Proceedings of the ACM on Programming Languages* 4, POPL (2019), 1–30.
- Michael Betancourt and Mark Girolami. 2015. Hamiltonian Monte Carlo for hierarchical models. *Current trends in Bayesian methodology with applications* 79 (2015), 30.
- Craig Boutilier, Nir Friedman, Moises Goldszmidt, and Daphne Koller. 1996. Context-Specific Independence in Bayesian Networks. In *Proceedings of the Twelfth International Conference on Uncertainty in Artificial Intelligence (UAI’96)*. 115–123.
- Bob Carpenter, Andrew Gelman, Matthew Hoffman, Daniel Lee, Ben Goodrich, Michael Betancourt, Marcus Brubaker, Jiqiang Guo, Peter Li, and Allen Riddell. 2017. Stan: A Probabilistic Programming Language. *Journal of Statistical Software, Articles* 76, 1 (2017), 1–32. <https://doi.org/10.18637/jss.v076.i01>
- Marco F. Cusumano-Towner, Feras A. Saad, Alexander K. Lew, and Vikash K. Mansinghka. 2019. Gen: A General-Purpose Probabilistic Programming System with Programmable Inference. In *Proceedings of the 40th ACM SIGPLAN Conference on Programming Language Design and Implementation (Phoenix, AZ, USA) (PLDI 2019)*. Association for Computing Machinery, New York, NY, USA, 221–236. <https://doi.org/10.1145/3314221.3314642>
- Luis Damiano, Brian Peterson, and Michael Weylandt. 2018. A Tutorial on Hidden Markov Models using Stan. *StanCon* (2018). <https://doi.org/10.5281/zenodo.1284341>.
- Leonardo De Moura and Nikolaj Bjørner. 2008. Z3: An efficient SMT solver. In *International conference on Tools and Algorithms for the Construction and Analysis of Systems (TACAS)*. Springer, 337–340.
- Paul Feautrier. 1992. Some efficient solutions to the affine scheduling problem. Part II. Multidimensional time. *International journal of parallel programming* 21, 6 (1992), 389–420.
- Brendan J. Frey. 2002. Extending Factor Graphs so as to Unify Directed and Undirected Graphical Models. In *Proceedings of the Nineteenth Conference on Uncertainty in Artificial Intelligence (Acapulco, Mexico) (UAI’03)*. Morgan Kaufmann Publishers Inc., San Francisco, CA, USA, 257–264.
- Hong Ge, Kai Xu, and Zoubin Ghahramani. 2018. Turing: a language for flexible probabilistic inference. In *International Conference on Artificial Intelligence and Statistics (AISTATS)*. 1682–1690. <http://proceedings.mlr.press/v84/ge18b.html>
- Timon Gehr, Sasa Misailovic, and Martin Vechev. 2016. PSI: Exact symbolic inference for probabilistic programs. In *International Conference on Computer Aided Verification*. Springer, 62–83.
- Timon Gehr, Samuel Steffen, and Martin Vechev. 2020. λPSI: Exact inference for higher-order probabilistic programs. In *Proceedings of the 41st ACM SIGPLAN Conference on Programming Language Design and Implementation*. 883–897.
- Andrew Gelman, Daniel Lee, and Jiqiang Guo. 2015. Stan: A probabilistic programming language for Bayesian inference and optimization. *Journal of Educational and Behavioral Statistics* 40, 5 (2015), 530–543.
- Andrew D. Gordon, Claudio V. Russo, Marcin Szymczak, Johannes Borgström, Nicolas Rolland, Thore Graepel, and Daniel Tarlow. 2015. Probabilistic Programs as Spreadsheet Queries. In *ESOP (Lecture Notes in Computer Science, Vol. 9032)*. Springer, 1–25.

- Maria I Gorinova, Andrew D Gordon, and Charles Sutton. 2019. Probabilistic programming with densities in SlicStan: efficient, flexible, and deterministic. *Proceedings of the ACM on Programming Languages* 3, POPL (2019), 35.
- Andreas Griewank and Andrea Walther. 2008. *Evaluating derivatives: principles and techniques of algorithmic differentiation*. SIAM.
- Matthew D Hoffman and Andrew Gelman. 2014. The No-U-turn sampler: Adaptively setting path lengths in Hamiltonian Monte Carlo. *Journal of Machine Learning Research* 15, 1 (2014), 1593–1623.
- Steven Holtzen, Guy Van den Broeck, and Todd Millstein. 2020. Dice: Compiling Discrete Probabilistic Programs for Scalable Inference. *arXiv preprint arXiv:2005.09089* (2020).
- Uffe Kjærulff. 1990. Triangulation of graphs—algorithms giving small total state space. (1990).
- Daphne Koller and Nir Friedman. 2009. *Probabilistic graphical models: principles and techniques*. MIT press.
- Elisabet Lobo-Vesga, Alejandro Russo, and Marco Gaboardi. 2020. A programming framework for differential privacy with accuracy concentration bounds. In *2020 IEEE Symposium on Security and Privacy (SP)*. IEEE, 411–428.
- Vikash K. Mansinghka, Ulrich Schaechtle, Shivam Handa, Alexey Radul, Yutian Chen, and Martin Rinard. 2018. Probabilistic Programming with Programmable Inference. In *Proceedings of the 39th ACM SIGPLAN Conference on Programming Language Design and Implementation (Philadelphia, PA, USA) (PLDI 2018)*. ACM, New York, NY, USA, 603–616. <https://doi.org/10.1145/3192366.3192409>
- Tom Minka and John Winn. 2009. Gates. In *Advances in Neural Information Processing Systems*, D. Koller, D. Schuurmans, Y. Bengio, and L. Bottou (Eds.), Vol. 21. Curran Associates, Inc. <https://proceedings.neurips.cc/paper/2008/file/4b0a59ddf11c58e7446c9df0da541a84-Paper.pdf>
- T. Minka, J.M. Winn, J.P. Guiver, S. Webster, Y. Zaykov, B. Yangel, A. Spengler, and J. Bronskill. 2014. Infer.NET 2.6. Microsoft Research Cambridge. <http://research.microsoft.com/infernet>.
- Dave Moore and Maria I. Gorinova. 2018. Effect Handling for Composable Program Transformations in Edward2. *International Conference on Probabilistic Programming* (2018). <https://arxiv.org/abs/1811.06150>
- Kevin P Murphy. 2012. *Machine learning: a probabilistic perspective*. MIT press.
- Lawrence M. Murray, Daniel Lundén, Jan Kudlicka, David Broman, and Thomas B. Schön. 2018. Delayed Sampling and Automatic Rao-Blackwellization of Probabilistic Programs. *Proceedings of Machine Learning Research, Twenty-First International Conference on Artificial Intelligence and Statistics (AISTATS) 84* (2018), 1037–1046. <http://proceedings.mlr.press/v84/murray18a.html>
- Lawrence M Murray and Thomas B Schön. 2018. Automated learning with a probabilistic programming language: Birch. *Annual Reviews in Control* 46 (2018), 29–43.
- Praveen Narayanan, Jacques Carette, Wren Romano, Chung-chieh Shan, and Robert Zinkov. 2016. Probabilistic Inference by Program Transformation in Hakaru (System Description). In *Functional and Logic Programming*, Oleg Kiselyov and Andy King (Eds.). Springer International Publishing, Cham, 62–79.
- Radford M Neal et al. 2011. MCMC using Hamiltonian dynamics. *Handbook of Markov Chain Monte Carlo* 2, 11 (2011).
- Akihiko Nishimura, David Dunson, and Jianfeng Lu. 2017. Discontinuous Hamiltonian Monte Carlo for sampling discrete parameters. *arXiv preprint arXiv:1705.08510* (2017).
- Fritz Obermeyer, Eli Bingham, Martin Jankowiak, Justin Chiu, Neeraj Pradhan, Alexander Rush, and Noah Goodman. 2019. Tensor Variable Elimination for Plated Factor Graphs. *International Conference on Machine Learning* (2019).
- A Pakman and L Paninski. 2013. Auxiliary-variable exact Hamiltonian Monte Carlo samplers for binary distributions. *Advances in Neural Information Processing Systems* (2013).
- Du Phan, Neeraj Pradhan, and Martin Jankowiak. 2019. Composable Effects for Flexible and Accelerated Probabilistic Programming in NumPyro. *arXiv preprint arXiv:1912.11554* (2019).
- Benjamin C Pierce and David N Turner. 2000. Local type inference. *ACM Transactions on Programming Languages and Systems (TOPLAS)* 22, 1 (2000), 1–44.
- Lawrence R Rabiner. 1989. A tutorial on hidden Markov models and selected applications in speech recognition. *Proc. IEEE* 77, 2 (1989), 257–286.
- John Salvatier, Thomas V Wiecki, and Christopher Fonnesbeck. 2016. Probabilistic programming in Python using PyMC3. *PeerJ Computer Science* 2 (2016), e55.
- Stan Development Team. 2019a. Stan language reference manual. Version 2.26.0. <http://mc-stan.org>.
- Stan Development Team. 2019b. Stan user’s guide. Version 2.26.0. <http://mc-stan.org>.
- Dustin Tran, Matthew D. Hoffman, Srinivas Vasudevan, Christopher Suter, Dave Moore, Alexey Radul, Matthew Johnson, and Rif A. Saurous. 2018. Edward2: Simple, Distributed, Accelerated. (2018). https://github.com/tensorflow/probability/tree/master/tensorflow_probability/python/edward2 *Advances in Neural Information Processing Systems (NeurIPS)*.
- Uber AI Labs. 2017. Pyro: A deep probabilistic programming language. <http://pyro.ai/>.
- Dennis M. Volpano, Cynthia E. Irvine, and Geoffrey Smith. 1996. A Sound Type System for Secure Flow Analysis. *J. Comput. Secur.* 4, 2/3 (1996), 167–188.

- John Winn. 2012. Causality with gates. In *International Conference on Artificial Intelligence and Statistics (AISTATS)*. 1314–1322. <http://proceedings.mlr.press/v22/winn12.html>
- Frank Wood, Jan Willem van de Meent, and Vikash Mansinghka. 2014. A New Approach to Probabilistic Programming Inference. In *Proceedings of the 17th International conference on Artificial Intelligence and Statistics*. 1024–1032.
- Nevin Lianwen Zhang and David Poole. 1994. A simple approach to Bayesian network computations. In *Proceedings of the Biennial Conference-Canadian Society for Computational Studies of Intelligence*. Canadian Information Processing Society, 171–178.
- Yichuan Zhang, Zoubin Ghahramani, Amos J Storkey, and Charles A. Sutton. 2012. Continuous relaxations for discrete Hamiltonian Monte Carlo. In *Advances in Neural Information Processing Systems*, F. Pereira, C. J. C. Burges, L. Bottou, and K. Q. Weinberger (Eds.). Curran Associates, Inc., 3194–3202. <http://papers.nips.cc/paper/4652-continuous-relaxations-for-discrete-hamiltonian-monte-carlo.pdf>
- Guangyao Zhou. 2020. Mixed Hamiltonian Monte Carlo for Mixed Discrete and Continuous Variables. In *Advances in Neural Information Processing Systems (NeurIPS)*.
- Yuan Zhou, Bradley J. Gram-Hansen, Tobias Kohn, Tom Rainforth, Hongseok Yang, and Frank Wood. 2019. LF-PPL: A Low-Level First Order Probabilistic Programming Language for Non-Differentiable Models. In *International Conference on Artificial Intelligence and Statistics (AISTATS)*. <http://proceedings.mlr.press/v89/zhou19b.html>

A DEFINITIONS AND PROOFS

A.1 Definitions

DEFINITION 10 (ASSIGNS-TO SET $W(S)$). $W(S)$ is the set that contains the names of global variables that have been assigned to within the statement S . It is defined recursively as follows:

$$\begin{aligned} W(x[E_1] \dots [E_n] = E) &= \{x\} & W(\mathbf{skip}) &= \emptyset \\ W(S_1; S_2) &= W(S_1) \cup W(S_2) & W(\mathbf{factor}(E)) &= \emptyset \\ W(\mathbf{if}(E) S_1 \mathbf{else} S_2) &= W(S_1) \cup W(S_2) & W(L \sim d(E_1, \dots, E_n)) &= \emptyset \\ W(\mathbf{for}(x \mathbf{in} E_1 : E_2) S) &= W(S) \setminus \{x\} \end{aligned}$$

DEFINITION 11 (READS SET $R(S)$). $R(S)$ is the set that contains the names of global variables that have been read within the statement S . It is defined recursively as follows:

$$\begin{aligned} R(x) &= \{x\} & R(S_1; S_2) &= R(S_1) \cup R(S_2) \\ R(c) &= \emptyset & R(\mathbf{if}(E) S_1 \mathbf{else} S_2) &= R(E) \cup R(S_1) \cup R(S_2) \\ R([E_1, \dots, E_n]) &= \bigcup_{i=1}^n R(E_i) & R(\mathbf{for}(x \mathbf{in} E_1 : E_2) S) &= R(E_1) \cup R(E_2) \cup R(S) \setminus \{x\} \\ R(E_1[E_2]) &= R(E_1) \cup R(E_2) & R(\mathbf{skip}) &= \emptyset \\ R(f(E_1, \dots, E_n)) &= \bigcup_{i=1}^n R(E_i) & R(\mathbf{factor}(E)) &= R(E) \\ R([E|x \mathbf{in} E_1 : E_2]) &= R(E) \cup R(E_1) \cup R(E_2) & R(L \sim d(E_1, \dots, E_n)) &= R(L) \cup R(E_1) \cup \dots \cup R(E_n) \\ R(\mathbf{target}(S)) &= R(S) \\ R(x[E_1] \dots [E_n] = E) &= \bigcup_{i=1}^n R(E_i) \cup R(E) \end{aligned}$$

DEFINITION 12 (SAMPLES-TO SET $\tilde{W}(S)$). $\tilde{W}(S)$ is the set that contains the names of global variables that have been sampled within the statement S . It is defined recursively as follows:

$$\begin{aligned} \tilde{W}(L = E) &= \emptyset & \tilde{W}(\mathbf{skip}) &= \emptyset \\ \tilde{W}(S_1; S_2) &= \tilde{W}(S_1) \cup \tilde{W}(S_2) & \tilde{W}(\mathbf{factor}(E)) &= \emptyset \\ \tilde{W}(\mathbf{if}(E) S_1 \mathbf{else} S_2) &= \tilde{W}(S_1) \cup \tilde{W}(S_2) & \tilde{W}(x[E_1] \dots [E_n] \sim d(E_1, \dots, E_n)) &= \{x\} \\ \tilde{W}(\mathbf{for}(x \mathbf{in} E_1 : E_2) S) &= \tilde{W}(S) \setminus \{x\} \end{aligned}$$

DEFINITION 13 (FREE VARIABLES $FV(S)$). $FV(S)$ is the set that contains the free variables that are used in a statement S . It is recursively defined as follows:

$$\begin{aligned} FV(x) &= \{x\} & FV(S_1; S_2) &= FV(S_1) \cup FV(S_2) \\ FV(c) &= \emptyset & FV(\mathbf{if}(E) S_1 \mathbf{else} S_2) &= FV(E) \cup FV(S_1) \cup FV(S_2) \\ FV([E_1, \dots, E_n]) &= \bigcup_{i=1}^n FV(E_i) & FV(\mathbf{for}(x \mathbf{in} E_1 : E_2) S) &= FV(E_1) \cup FV(E_2) \cup FV(S) \setminus \{x\} \\ FV(E_1[E_2]) &= FV(E_1) \cup FV(E_2) & FV(\mathbf{skip}) &= \emptyset \\ FV(f(E_1, \dots, E_n)) &= \bigcup_{i=1}^n FV(E_i) & FV(\mathbf{factor}(E)) &= FV(E) \\ FV([E|x \mathbf{in} E_1 : E_2]) &= FV(E) \cup FV(E_1) \cup FV(E_2) & FV(L \sim d(E_1, \dots, E_n)) &= FV(L) \cup FV(E_1) \cup \dots \cup FV(E_n) \\ FV(\mathbf{target}(S)) &= FV(S) \\ FV(x[E_1] \dots [E_n] = E) &= \bigcup_{i=1}^n FV(E_i) \cup FV(E) \end{aligned}$$

DEFINITION 14. We overload the notation $\Gamma(L)$ that looks up the type of an L -value in Γ . When applied to a more general expression E , $\Gamma(E)$ looks up the type level of E in Γ :

$$\begin{aligned} \Gamma(x) &= \ell, \text{ where } \ell \text{ is the level of } x \text{ in } \Gamma & \Gamma(E_1[E_2]) &= \Gamma(E_1) \sqcup \Gamma(E_2) \\ \Gamma(c) &= \mathit{DATA} & \Gamma(f(E_1, \dots, E_n)) &= \bigsqcup_{i=1}^n \Gamma(E_i) \\ \Gamma([E_1, \dots, E_n]) &= \bigsqcup_{i=1}^n \Gamma(E_i) & \Gamma([E|x \mathbf{in} E_1 : E_2]) &= \Gamma(E) \sqcup \Gamma(E_1) \sqcup \Gamma(E_2) \end{aligned}$$

DEFINITION 15. $\Gamma(E_1, \dots, E_n) \equiv \Gamma(E_1) \sqcup \dots \sqcup \Gamma(E_n)$.

DEFINITION 16 ($R_{\Gamma+\ell}(S)$). $R_{\Gamma+\ell}(S)$ is the set that contains the names of global variables that have been read at level ℓ within the statement S . It is defined recursively as follows:

$$R_{\Gamma+\ell}(x[E_1] \dots [E_n] = E) = \begin{cases} \bigcup_{i=1}^n R(E_i) \cup R(E) & \text{if } \Gamma(x) = (_, \ell) \\ \emptyset & \text{otherwise} \end{cases}$$

$$R_{\Gamma+\ell}(S_1; S_2) = R_{\Gamma+\ell}(S_1) \cup R_{\Gamma+\ell}(S_2)$$

$$R_{\Gamma+\ell}(\mathbf{if}(E) S_1 \mathbf{else} S_2) = R_{\Gamma+\ell}(E) \cup R_{\Gamma+\ell}(S_1) \cup R_{\Gamma+\ell}(S_2)$$

$$R_{\Gamma+\ell}(\mathbf{for}(x \mathbf{in} E_1 : E_2) S) = R_{\Gamma+\ell}(E_1) \cup R_{\Gamma+\ell}(E_2) \cup R_{\Gamma+\ell}(S) \setminus \{x\}$$

$$R_{\Gamma+\ell}(\mathbf{skip}) = \emptyset$$

$$R_{\Gamma+\ell}(\mathbf{factor}(E)) = \begin{cases} R(E) & \text{if } \ell = \mathbf{MODEL} \\ \emptyset & \text{else} \end{cases}$$

$$R_{\Gamma+\ell}(L \sim d(E_1, \dots, E_n)) = \begin{cases} R(L \sim d(E_1, \dots, E_n)) & \text{if } \ell = \bigsqcup \{\ell' \mid \exists x \in FV(L \sim d(E_1, \dots, E_n)) \\ \exists \tau. \Gamma(x) = (\tau, \ell')\} \\ \emptyset & \text{otherwise.} \end{cases}$$

DEFINITION 17 ($W_{\Gamma+\ell}(S)$). $W_{\Gamma+\ell}(S) \triangleq \{x \in W(S) \mid \Gamma(x) = (\tau, \ell) \text{ for some } \tau\}$

DEFINITION 18 ($\tilde{W}_{\Gamma+\ell}(S)$). $\tilde{W}_{\Gamma+\ell}(S) \triangleq \{x \in \tilde{W}(S) \mid \Gamma(x) = (\tau, \ell) \text{ for some } \tau\}$

DEFINITION 19. Given a statement S , we define the statement $\text{st}(S)$ by structural induction on S :

$$\text{st}(x[E_1] \dots [E_n] = E) = x[E_1] \dots [E_n] = E$$

$$\text{st}(S_1; S_2) = \text{st}(S_1); \text{st}(S_2)$$

$$\text{st}(\mathbf{if}(E) S_1 \mathbf{else} S_2) = \mathbf{if}(E) \text{st}(S_1) \mathbf{else} \text{st}(S_2)$$

$$\text{st}(\mathbf{for}(x \mathbf{in} E_1 : E_2) S) = \mathbf{for}(x \mathbf{in} E_1 : E_2) \text{st}(S)$$

$$\text{st}(\mathbf{skip}) = \mathbf{skip}$$

$$\text{st}(\mathbf{factor}(E)) = \mathbf{skip}$$

$$\text{st}(L \sim d(E_1, \dots, E_n)) = \mathbf{skip}$$

DEFINITION 20 (NEIGHBOURS OF z , $\text{ne}(\Gamma, \Gamma', z)$).

For a \vdash typing environment Γ , a \vdash_2 typing environment $\Gamma' = \Gamma'_\sigma, \Gamma'_x$ and a variable $z \in \text{dom}(\Gamma'_x)$, the neighbours of z are defined as:

$$\text{ne}(\Gamma, \Gamma', z) \triangleq \{x : (\tau, \ell) \in \Gamma'_x \mid \ell = \mathbf{L1} \text{ and } \Gamma(x) = (\mathbf{int}\langle K \rangle, \mathbf{MODEL}) \text{ for some } K\}$$

A.2 Proofs

RESTATEMENT OF LEMMA 1 (NONINTERFERENCE OF \vdash) Suppose $s_1 \models \Gamma$, $s_2 \models \Gamma$, and $s_1 \approx_\ell s_2$ for some ℓ . Then for *SlicStan* statement S and expression E :

- (1) If $\Gamma \vdash E : (\tau, \ell)$ and $(s_1, E) \Downarrow V_1$ and $(s_2, E) \Downarrow V_2$ then $V_1 = V_2$.
- (2) If $\Gamma \vdash S : \ell$ and $(s_1, S) \Downarrow s'_1, w_1$ and $(s_2, S) \Downarrow s'_2, w_2$ then $s'_1 \approx_\ell s'_2$.

PROOF. (1) follows by rule induction on the derivation $\Gamma \vdash E : (\tau, \ell)$, and using that if $\Gamma \vdash E : (\tau, \ell)$, $x \in R(E)$ and $\Gamma(x) = (\tau', \ell')$, then $\ell' \leq \ell$. (2) follows by rule induction on the derivation $\Gamma \vdash S : \ell$ and using (1).

Most cases follow trivially from the inductive hypothesis. An exception is the **(TARGET)** case, which we show below.

We use the premise $\forall \ell' > \ell. R_{\Gamma+\ell'}(S) = \emptyset$, together with a lemma that for S , s_1 and s_2 such that $s_1, S \Downarrow s'_1, w_1$, and $s_2, S \Downarrow s'_2, w_2$, and $\forall x \in R(S). s_1(x) = s_2(x)$, we have that $w_1 = w_2$. (This lemma follows by structural induction on S .) In the case of **(TARGET)**,

(TARGET) $s_1, \text{target}(S) \Downarrow w_1$, and $s_2, \text{target}(S) \Downarrow w_2$ and $R(S) = \bigcup_{\ell'} R_{\Gamma+\ell'}(S) = (\bigcup_{\ell' \leq \ell} R_{\Gamma+\ell'}(S)) \cup (\bigcup_{\ell' > \ell} R_{\Gamma+\ell'}(S)) = \bigcup_{\ell' \leq \ell} R_{\Gamma+\ell'}(S)$. Then, for any $x \in R(S)$, $x \in R_{\Gamma+\ell'}(S)$ for some $\ell' \leq \ell$, so $\Gamma(x) = (\tau, \ell_x)$ such that $\ell_x \leq \ell' \leq \ell$. And thus, by definition of \approx_ℓ , $s_1(x) = s_2(x)$ for any $x \in R(S)$. By applying the lemma above, we then get $w_1 = w_2$, as required. \square

RESTATEMENT OF LEMMA 4 (SHREDDING PRODUCES SINGLE-LEVEL STATEMENTS)

$$S \Downarrow_{\Gamma} (S_D, S_M, S_Q) \implies \Gamma \vdash \text{DATA}(S_D) \wedge \Gamma \vdash \text{MODEL}(S_M) \wedge \Gamma \vdash \text{GENQUANT}(S_Q)$$

PROOF. By rule induction on the derivation of $S \Downarrow_{\Gamma} S_D, S_M, S_Q$. \square

RESTATEMENT OF LEMMA 5 (PROPERTY OF SINGLE-LEVEL STATEMENTS)

Let $\Gamma_{\sigma}, \Gamma_{\mathbf{x}} \vdash S$ be SlicStan program, such that S is single-level statement of level ℓ , $\Gamma \vdash \ell(S)$. Then there exist unique functions f and ϕ , such that for any $\sigma, \mathbf{x} \models \Gamma_{\sigma}, \Gamma_{\mathbf{x}}$:

$$\llbracket S \rrbracket(\sigma)(\mathbf{x}) = f(\sigma_{\leq \ell}, \mathbf{x}_{\leq \ell}) \cup \sigma_{> \ell}, \quad \phi(\sigma_{\leq \ell})(\mathbf{x}_{\leq \ell}),$$

where we write $\sigma_{\leq \ell} = \{(x \mapsto V) \in \sigma \mid \Gamma_{\sigma}(x) = (_, \ell)\}$ and $\sigma_{> \ell} = \sigma \setminus \sigma_{\leq \ell}$.

PROOF. This property follows from noninterference (Lemma 1), if we understand factor and sample statements as assignments to a reserved weight variables of different levels. Let Γ, S be a SlicStan program and suppose we obtain S' by:

- Substituting every **factor**(E) statement with $w_{\ell} = w_{\ell} * E$, where $\Gamma(E) = \text{real}, \ell$ and $w_{\text{DATA}}, w_{\text{MODEL}}$ and w_{GENQUANT} are write-only, distinct and reserved variables in the program.
- Substituting every $L \sim d(E_1, \dots, E_n)$ statement with $w_{\ell} = w_{\ell} * d_{\text{pdf}}(L \mid E_1, \dots, E_n)$, where $\Gamma(d_{\text{pdf}}(L \mid E_1, \dots, E_n)) = \text{real}, \ell$.

Then for all $\sigma, \mathbf{x} \models \Gamma$, we have $\llbracket S \rrbracket_p(\sigma)(\mathbf{x}) = \prod_{\ell} \sigma'(\omega_{\ell})$, where $\sigma' = \llbracket S' \rrbracket_s(\sigma, \forall \ell. \omega_{\ell} \mapsto 1)(\mathbf{x})$. By non-interference (Lemma 1), for any level ℓ and store $\sigma_2 \approx_{\ell} \sigma$, if $\sigma'_2 = \llbracket S' \rrbracket_s(\sigma_2, \forall \ell. \omega_{\ell} \mapsto 1)(\mathbf{x})$, then $\sigma'_2 \approx_{\ell} \sigma'$. Thus $\sigma'_2(\omega_{\ell'}) = \sigma_2(\omega_{\ell'})$ for $\ell' \leq \ell$, and therefore, when S is a single-level statement of level ℓ , $\llbracket S' \rrbracket_s(\sigma, \forall \ell. \omega_{\ell} \mapsto 1)(\mathbf{x}) = f(\sigma_{\leq \ell}, \mathbf{x}_{\leq \ell}), \sigma_{> \ell}, \omega_{\leq \ell} \mapsto \phi(\sigma_{\leq \ell}, \mathbf{x}_{\leq \ell}), \omega_{> \ell} \mapsto 1$, for some functions f and ϕ . Finally, this gives us $\llbracket S \rrbracket_s(\sigma, \mathbf{x}) = (f(\sigma_{\leq \ell}, \mathbf{x}_{\leq \ell}), \sigma_{> \ell})$, $\llbracket S \rrbracket_p(\sigma, \mathbf{x}) = \phi(\sigma_{\leq \ell}, \mathbf{x}_{\leq \ell})$. \square

RESTATEMENT OF LEMMA 6 (SEMANTIC PRESERVATION OF \Downarrow_{Γ})

If $\Gamma \vdash S : \text{DATA}$ and $S \Downarrow_{\Gamma} (S_D, S_M, S_Q)$ then $\llbracket S \rrbracket = \llbracket S_D; S_M; S_Q \rrbracket$.

PROOF. Follows by adapting proof from [Gorinova et al. 2019]. \square

RESTATEMENT OF LEMMA 10 (SEMANTIC PRESERVATION OF $\Downarrow_{\Gamma} 2$)

If $\Gamma \vdash_2 S : \text{L1}$ and $S \Downarrow_{\Gamma} S_1, S_2, S_3$ then $\llbracket S \rrbracket = \llbracket S_1; S_2; S_3 \rrbracket$.

PROOF. Follows by adapting proof from [Gorinova et al. 2019]. \square

LEMMA 13. For a SlicStan expression E and a function $\phi(x, y) = V$, where V is a value such that $(\sigma, x, y), E \Downarrow V$ for every x and y and some σ , if $x \notin R(E)$, then:

$$\exists \phi' \text{ such that } \phi(x, y) = \phi'(y) \text{ for all } x, y$$

PROOF. By induction on the structure of E . \square

RESTATEMENT OF THEOREM 1 (SHREDDING INDUCES A FACTORISATION OF THE DENSITY).

Suppose $\Gamma \vdash S : \text{DATA}$ and $S \Downarrow_{\Gamma} S_D, S_M, S_Q$ and $\Gamma = \Gamma_{\sigma} \cup \Gamma_{\mathcal{D}} \cup \Gamma_{\theta} \cup \Gamma_Q$. For all $\sigma, \mathcal{D}, \theta$, and Q : if $\sigma, \mathcal{D}, \theta, Q \models \Gamma_{\sigma}, \Gamma_{\mathcal{D}}, \Gamma_{\theta}, \Gamma_Q$, and $\llbracket S \rrbracket_p(\sigma)(\mathcal{D}, \theta, Q) \propto p(\mathcal{D}, \theta, Q)$ and $\widetilde{W}(S_Q) = \text{dom}(\Gamma_Q)$ then:

- (1) $\llbracket S_M \rrbracket_p(\sigma_{\mathcal{D}})(\mathcal{D}, \theta, Q) \propto p(\theta, \mathcal{D})$
- (2) $\llbracket S_Q \rrbracket_p(\sigma_M)(\mathcal{D}, \theta, Q) = p(Q \mid \theta, \mathcal{D})$

where $\sigma_{\mathcal{D}} = \llbracket S_D \rrbracket_s(\sigma)(\mathcal{D}, \theta, Q)$ and $\sigma_M = \llbracket S_M \rrbracket_s(\sigma_{\mathcal{D}})(\mathcal{D}, \theta, Q)$.

PROOF. We prove this by establishing a more general result:

For $\sigma, \mathcal{D}, \theta, Q \models \Gamma_{\sigma}, \Gamma_{\mathcal{D}}, \Gamma_{\theta}, \Gamma_Q$, $A = \widetilde{W}(S_Q) \subseteq Q$ and some $B \subseteq Q \setminus A$, if $\llbracket S \rrbracket_p(\sigma)(\mathcal{D}, \theta, Q) \propto p(\mathcal{D}, \theta, A \mid B)$ then:

- (1) $\llbracket S_D \rrbracket_p(\sigma)(\mathcal{D}, \theta, Q) = 1$

- (2) $\llbracket S_M \rrbracket_p(\sigma_D)(\mathcal{D}, \theta, Q) = p(\theta, \mathcal{D})$
 (3) $\llbracket S_Q \rrbracket_p(\sigma_M)(\mathcal{D}, \theta, Q) = p(A \mid \theta, \mathcal{D}, B)$

Note that in the case where $\widetilde{W}(S_Q) = Q$, we have $A = Q$ and $B = \emptyset$, and the original statement of the theorem, $\llbracket S_Q \rrbracket_p(\sigma_M)(\mathcal{D}, \theta, Q) = p(Q \mid \theta, \mathcal{D})$, holds.

We prove the extended formulation above by induction on the structure of S and use of [Lemma 2](#), [Lemma 4](#) and [Lemma 5](#), [Lemma 6](#).

Take any $\sigma, \mathcal{D}, \theta, Q \models \Gamma_\sigma, \Gamma_{\mathcal{D}}, \Gamma_\theta, \Gamma_Q$ and let

$$\begin{aligned} \Phi(S, S_D, S_M, S_Q) &\triangleq \\ \Gamma \vdash S : \text{data} \wedge S \Downarrow_{\Gamma} S_D, S_M, S_Q \wedge A = \widetilde{W}(S_Q) & \\ \implies \exists B \subseteq Q \setminus A. \forall \sigma_D, \sigma_M. (& \\ \llbracket S \rrbracket_p(\sigma)(\mathcal{D}, \theta, Q) \propto p(\mathcal{D}, \theta, A \mid B) \wedge \llbracket S_D \rrbracket(\sigma)(\mathcal{D}, \theta, Q) = \sigma_D \wedge \llbracket S_M \rrbracket(\sigma_D)(\mathcal{D}, \theta, Q) = \sigma_M & \\ \implies \llbracket S_D \rrbracket_p(\sigma)(\mathcal{D}) = 1 & \\ \wedge \llbracket S_M \rrbracket_p(\sigma_D)(\mathcal{D}, \theta) = p(\theta, \mathcal{D}) & \\ \wedge \exists B \subseteq Q \setminus \widetilde{W}(S_Q). \llbracket S_Q \rrbracket_p(\sigma_M)(\mathcal{D}, \theta, Q) = p(A \mid \theta, \mathcal{D}, B) & \end{aligned}$$

Take any Γ, S, S_D, S_M, S_Q such that $S \Downarrow_{\Gamma} S_D, S_M, S_Q, A = \widetilde{W}(S_Q)$, and take any $\sigma, \mathcal{D}, \theta, Q \models \Gamma_\sigma, \Gamma_{\mathcal{D}}, \Gamma_\theta, \Gamma_Q$, an unnormalised density p and $B \subseteq Q \setminus A$, such that $\llbracket S \rrbracket_p(\sigma)(\mathcal{D}, \theta, Q) \propto p(\mathcal{D}, \theta, A \mid B)$. We prove by rule induction on the derivation of $S \Downarrow_{\Gamma} S_D, S_M, S_Q$ that $\Phi(S, S_D, S_M, S_Q)$.

(SHRED SEQ) Let $S = S_1; S_2$ and $S_1 \Downarrow_{\Gamma} S_{1D}, S_{1M}, S_{1Q}$ and $S_2 \Downarrow_{\Gamma} S_{2D}, S_{2M}, S_{2Q}$. Thus $S \Downarrow_{\Gamma} (S_{1D}; S_{2D}), (S_{1M}; S_{2M}), (S_{1Q}; S_{2Q})$.

Assume $\Phi(S_1, S_{1D}, S_{1M}, S_{1Q})$ and $\Phi(S_2, S_{2D}, S_{2M}, S_{2Q})$.

Let:

- $A_1 = \widetilde{W}(S_{1Q})$ and $B_1 \subseteq Q \setminus A_1$ is such that $\llbracket S_{1Q} \rrbracket_p(\sigma_M)(\mathcal{D}, \theta, Q) = p_1(A_1 \mid \mathcal{D}, \theta, B_1)$.
- $\llbracket S_1 \rrbracket(\sigma)(\mathcal{D}, \theta, Q) = \sigma'$.
- $\llbracket S_1 \rrbracket_p(\sigma)(\mathcal{D}, \theta, Q) \propto p_1(\mathcal{D}, \theta, A_1 \mid B_1)$.
- $A_2 = \widetilde{W}(S_{2Q})$ and $B_2 \subseteq Q \setminus A_2$ is such that $\llbracket S_{2Q} \rrbracket_p(\sigma_M)(\mathcal{D}, \theta, Q) = p_2(A_2 \mid \mathcal{D}, \theta, B_2)$.
- $\llbracket S_2 \rrbracket_p(\sigma')(\mathcal{D}, \theta, Q) \propto p_2(\mathcal{D}, \theta, A_2 \mid B_2)$.

Thus, by [Lemma 2](#), $\llbracket S \rrbracket_p = \llbracket S_1; S_2 \rrbracket_p = \llbracket S_1 \rrbracket_p \times \llbracket S_2 \rrbracket_p$, so $p(\mathcal{D}, \theta, A \mid B) \propto p_1(\mathcal{D}, \theta, A_1 \mid B_1) p_2(\mathcal{D}, \theta, A_2 \mid B_2)$.

For (1), we have $\forall \sigma \models \Gamma_\sigma. \llbracket S_{1D} \rrbracket_p(\sigma)(\mathcal{D}, \theta, Q) = \llbracket S_{2D} \rrbracket_p(\sigma)(\mathcal{D}, \theta, Q) = 1$. Thus, by [Lemma 2](#), $\llbracket S_{1D}; S_{2D} \rrbracket_p = \llbracket S_{1D} \rrbracket_p \times \llbracket S_{2D} \rrbracket_p = 1$.

From $\Phi(S_1, S_{1D}, S_{1M}, S_{1Q})$ and $\Phi(S_2, S_{2D}, S_{2M}, S_{2Q})$ we also have:

- $\llbracket S_{1Q} \rrbracket_p(\sigma_M)(\mathcal{D}, \theta, Q) = p(A_1 \mid \theta, \mathcal{D}, B_1)$
- $\llbracket S_{2Q} \rrbracket_p(\sigma'_M)(\mathcal{D}, \theta, Q) = p(A_2 \mid \theta, \mathcal{D}, B_2)$

$$A = \widetilde{W}(S_Q) = \widetilde{W}(S_{1Q}; S_{2Q}) = \widetilde{W}(S_{1Q}) \cup \widetilde{W}(S_{2Q}) = A_1 \cup A_2$$

From S well typed, it must be the case that $A_1 \cap A_2 = \emptyset$. Thus, we write $A = A_1, A_2$.

We will prove that the property holds for $B = B_1 \cup B_2 \setminus A_1 \setminus A_2$.

By semantic preservation of \Downarrow_{Γ} ([Lemma 6](#)), $\llbracket S_1 \rrbracket_p = \llbracket S_{1D}; S_{1M}; S_{1Q} \rrbracket_p = \llbracket S_{1D} \rrbracket_p \times \llbracket S_{1M} \rrbracket_p \times \llbracket S_{1Q} \rrbracket_p \propto 1 \times p_1(\theta, \mathcal{D}) \times p_1(A_1 \mid \theta, \mathcal{D}, B_1)$. Similarly, $\llbracket S_2 \rrbracket_p \propto 1 \times p_2(\theta, \mathcal{D}) \times p_2(A_2 \mid \theta, \mathcal{D}, B_2) = p_2(\theta, \mathcal{D}) p_2(A_2 \mid \theta, \mathcal{D}, A_1, B_1)$.

But $p(\theta, \mathcal{D}, A \mid B) \propto p_1(\theta, \mathcal{D}, A_1 \mid B_1) p_2(\theta, \mathcal{D}, A_2 \mid B_2)$, so:

$$p(\theta, \mathcal{D}, A \mid B) \propto p_1(\theta, \mathcal{D}) p_1(A_1 \mid \theta, \mathcal{D}, B_1) p_2(\theta, \mathcal{D}) p_2(A_2 \mid \theta, \mathcal{D}, A_1, B_1)$$

So,

$$\begin{aligned}
p(\boldsymbol{\theta}, \mathcal{D}) &= \int p(\mathcal{D}, \boldsymbol{\theta}, A \mid B)p(B)dAdB \\
&\propto \int p_1(\boldsymbol{\theta}, \mathcal{D})p_1(A_1 \mid \boldsymbol{\theta}, \mathcal{D}, B_1)p_2(\boldsymbol{\theta}, \mathcal{D})p_2(A_2 \mid \boldsymbol{\theta}, \mathcal{D}, A_1, B_1)p(B)dA_1dA_2dB \\
&\propto p_1(\boldsymbol{\theta}, \mathcal{D})p_2(\boldsymbol{\theta}, \mathcal{D}) \int p(B)p_1(A_1 \mid \boldsymbol{\theta}, \mathcal{D}, B_1)p_2(A_2 \mid \boldsymbol{\theta}, \mathcal{D}, A_1, B_1)dA_1dA_2dB \\
&= p_1(\boldsymbol{\theta}, \mathcal{D})p_2(\boldsymbol{\theta}, \mathcal{D}) \int p(B) \left(\int p_1(A_1 \mid \boldsymbol{\theta}, \mathcal{D}, B_1) \left(\int p_2(A_2 \mid \boldsymbol{\theta}, \mathcal{D}, A_1, B_1)dA_2 \right) dA_1 \right) dB \\
&= p_1(\boldsymbol{\theta}, \mathcal{D})p_2(\boldsymbol{\theta}, \mathcal{D}) \\
&\propto p_1(\boldsymbol{\theta}, \mathcal{D})p_2(\boldsymbol{\theta}, \mathcal{D})
\end{aligned}$$

$$\text{Thus } \llbracket S_M \rrbracket_p = \llbracket S_{1M}; S_{2M} \rrbracket_p \propto p_1(\boldsymbol{\theta}, \mathcal{D})p_2(\boldsymbol{\theta}, \mathcal{D}) \propto p(\boldsymbol{\theta}, \mathcal{D})$$

Finally, for last property on S , we use the chain rule of probability, semantics property of sequencing, and the result from above to get:

$$\begin{aligned}
p(A \mid \mathcal{D}, \boldsymbol{\theta}, B) &= \frac{p(\mathcal{D}, \boldsymbol{\theta}, A \mid B)}{p(\mathcal{D}, \boldsymbol{\theta} \mid B)} \\
&\propto \frac{p_1(\mathcal{D}, \boldsymbol{\theta})p_2(\mathcal{D}, \boldsymbol{\theta})p_1(A_1 \mid \mathcal{D}, \boldsymbol{\theta}, B_1)p_2(A_2 \mid \mathcal{D}, \boldsymbol{\theta}, B_2)}{p(\mathcal{D}, \boldsymbol{\theta})} \times \frac{p(B)}{p(B \mid \mathcal{D}, \boldsymbol{\theta})} \\
&\propto p_1(A_1 \mid \mathcal{D}, \boldsymbol{\theta}, B_1)p_2(A_2 \mid \mathcal{D}, \boldsymbol{\theta}, B_2) \\
&= \llbracket S_{1Q} \rrbracket_p \llbracket S_{2Q} \rrbracket_p = \llbracket S_Q \rrbracket_p
\end{aligned}$$

Thus:

$$p(A \mid \mathcal{D}, \boldsymbol{\theta}, B) = \frac{p_1(A_1 \mid \mathcal{D}, \boldsymbol{\theta}, B_1)p_2(A_2 \mid \mathcal{D}, \boldsymbol{\theta}, B_2)}{Z}$$

Where:

$$\begin{aligned}
Z &= \int p_1(A_1 \mid \mathcal{D}, \boldsymbol{\theta}, B_1)p_2(A_2 \mid \mathcal{D}, \boldsymbol{\theta}, B_2)dA \\
&= \int p_1(A_1 \mid \mathcal{D}, \boldsymbol{\theta}, B_1) \left(\int p_2(A_2 \mid \mathcal{D}, \boldsymbol{\theta}, B_2)dA_2 \right) dA_1 \\
&= 1
\end{aligned}$$

So $Z = 1$, and $p(A \mid \mathcal{D}, \boldsymbol{\theta}, B) = p_1(A_1 \mid \mathcal{D}, \boldsymbol{\theta}, B_1)p_2(A_2 \mid \mathcal{D}, \boldsymbol{\theta}, B_2) = \llbracket S_Q \rrbracket_p$.

Thus:

- $\llbracket S_D \rrbracket_p = \llbracket S_{1D}; S_{2D} \rrbracket_p = 1$
- $\llbracket S_M \rrbracket_p = \llbracket S_{1M}; S_{2M} \rrbracket_p \propto p_1(\boldsymbol{\theta}, \mathcal{D})p_2(\boldsymbol{\theta}, \mathcal{D}) = p(\boldsymbol{\theta}, \mathcal{D})$
- $\llbracket S_Q \rrbracket_p = \llbracket S_{1Q}; S_{2Q} \rrbracket_p = p_1(A_1 \mid \boldsymbol{\theta}, \mathcal{D}, B_1)p_2(A_2 \mid \boldsymbol{\theta}, \mathcal{D}, A_1, B_1) = p(A_1, A_2 \mid \boldsymbol{\theta}, \mathcal{D}, B)$

$\Phi((S_1; S_2), (S_{1D}; S_{2D}), (S_{1M}; S_{2M}), (S_{1Q}; S_{2Q}))$ from here. \square

RESTATEMENT OF LEMMA 9 (SHREDDING PRODUCES SINGLE-LEVEL STATEMENTS 2)

$$S \Downarrow_{\Gamma} S_1, S_2, S_3 \implies \Gamma \vdash L1(S_1) \wedge \Gamma \vdash L2(S_2) \wedge \Gamma \vdash L3(S_3)$$

PROOF. By rule induction on the derivation of $S \Downarrow_{\Gamma} S_1, S_2, S_3$. \square

RESTATEMENT OF LEMMA 10 (SEMANTIC PRESERVATION OF $\Downarrow_{\Gamma}, \vdash_2$)

If $\Gamma \vdash_2 S : L1$ and $S \Downarrow_{\Gamma} S_1, S_2, S_3$ then $\llbracket S \rrbracket = \llbracket S_1; S_2; S_3 \rrbracket$.

PROOF. □

RESTATEMENT OF LEMMA 11 (PROPERTY OF SINGLE-LEVEL STATEMENTS 2)

Let $\Gamma_\sigma, \Gamma_x, S$ be a SlicStan program, and $\Gamma \vdash_2 S : L1$, and S is single-level statement of level ℓ , $\Gamma \vdash_2 \ell(S)$. Then there exist unique functions f and ϕ , such that for any $\sigma, x \models \Gamma_\sigma, \Gamma_x$:

- (1) If $\ell = L1$, then $\llbracket S \rrbracket(\sigma)(x) = (f(\sigma_{L1}, \mathbf{x}_{L1}), \sigma_{L2}, \sigma_{L3}), \phi(\sigma_{L1})(\mathbf{x}_{L1})$
- (2) If $\ell = L2$, then $\llbracket S \rrbracket(\sigma)(x) = (\sigma_{L1}, f(\sigma_{L1}, \sigma_{L2}, \mathbf{x}_{L1}, \mathbf{x}_{L2}), \sigma_{L3}), \phi(\sigma_{L1}, \sigma_{L2})(\mathbf{x}_{L1}, \mathbf{x}_{L2})$
- (3) If $\ell = L3$, then $\llbracket S \rrbracket(\sigma)(x) = (\sigma_{L1}, \sigma_{L2}, f(\sigma_{L1}, \sigma_{L3}, \mathbf{x}_{L1}, \mathbf{x}_{L3})), \phi(\sigma_{L1}, \sigma_{L3})(\mathbf{x}_{L1}, \mathbf{x}_{L3})$

PROOF. By understanding factor and sample statements as assignment to a reserved weight variables of different levels (similarly to Lemma 5) and noninterference (Lemma 7). □

RESTATEMENT OF LEMMA 12 (EXISTENCE OF MODEL TO GENQUANT TRANSFORMATION) For any SlicStan program Γ, S such that $\Gamma \vdash S : L1$, and a variable $z \in \text{dom}(\Gamma)$ such that $\Gamma(z) = (\text{int}\langle K \rangle, \text{MODEL})$, there exists a SlicStan program Γ', S' , such that,

$$\Gamma, S \xrightarrow{z} \Gamma', S' \quad \text{and} \quad \Gamma'(z) = (\text{int}\langle K \rangle, \text{GENQUANT})$$

PROOF. Take a SlicStan program Γ, S , a typing environment Γ_M , a variable z , and statements S_D, S_M and S_Q , such that:

$$\Gamma(z) = (\text{int}\langle K \rangle, \text{MODEL}) \quad \Gamma \vdash S : \text{DATA} \quad \Gamma \xrightarrow{z} \Gamma_M \quad S \Downarrow_{\Gamma} S_D, S_M, S_Q \quad \Gamma_M \vdash_2 S_M : L1$$

Take also statements S_1, S_2, S_3 , and S'_M , and a typing environment Γ_{ne} such that

$$S_M \Downarrow_{\Gamma_M} S_1, S_2, S_3 \quad \Gamma_{ne} = \text{ne}(\Gamma, \Gamma_M, z)$$

$$S'_M = S_1; f = \phi(\Gamma_{ne})\{\text{elim}(\text{int}\langle K \rangle z) S_2\}; \text{factor}(f[\text{dom}(\Gamma_{ne})]); S_3; \text{gen}(z) S_2; \text{st}(S_2)$$

Let Γ' is such that $\text{dom}(\Gamma') = \text{dom}(\Gamma) \cup \{f\}$ and for all $x : \tau, \ell \in \Gamma$:

$$\Gamma'(x) = \begin{cases} (\tau, \ell) & \text{if } \ell \neq \text{MODEL} \\ (\tau, \ell) & \text{if } \ell = \text{MODEL} \text{ and } \Gamma_M(x) \neq (\tau, L2) \\ (\tau, \text{GENQUANT}) & \text{if } \ell = \text{MODEL} \text{ and } \Gamma_M(x) = (\tau, L2) \end{cases}$$

By semantic preservation of shredding (Lemma 6, Lemma 10) and type preservation of the operational semantics ([Gorinova et al. 2019]), $\Gamma \vdash S_D; S_1; S_2; S_3; S_Q : \text{DATA}$, and thus, by (SEQ), $\Gamma \vdash S_D : \text{DATA}, \Gamma \vdash S_1 : \text{DATA}, \dots, \Gamma \vdash S_Q : \text{DATA}$.

By definition of Γ' , $\Gamma'_{\text{DATA}} \subset \Gamma_{\text{DATA}}$. S_D is single-level of level DATA and $\Gamma \vdash S_D : \text{DATA}$, so $\Gamma_{\text{DATA}} \vdash S_D : \text{DATA}$ and thus $\Gamma' \vdash S_D : \text{DATA}$. Similarly, $\Gamma \vdash S_1 : \mathcal{D}$ and $\Gamma \vdash S_3 : \mathcal{D}$.

$\Gamma \vdash S_2 : \text{DATA}$, so using (PHI), (ELIM) and (FACTOR), and noting that by definition $\text{dom}(\Gamma_{ne}) \subset \text{dom}(\Gamma_{M, L1})$, so $\Gamma_{ne} \subset \Gamma$, we can derive:

$$\Gamma' \vdash f = \phi(\Gamma_{ne})\{\text{elim}(\text{int}\langle K \rangle z) S_2\}; \text{factor}(f[\text{dom}(\Gamma_{ne})]) : \text{DATA}$$

By $\Gamma \vdash S_2 : \text{DATA}$ and the definition of Γ' , and using (GEN) and definition of st, we also derive:

$$\Gamma' \vdash \text{gen}(z) S_2; \text{st}(S_2) : \text{GENQUANT}$$

Finally, S_Q is a single-level statement of level GENQUANT and for all $x : \tau, \ell \in \Gamma, x : \tau, \ell' \in \Gamma$, where $\ell \leq \ell'$. Therefore, $\Gamma \vdash S_Q : \text{DATA}$ implies $\Gamma' \vdash S_Q : \text{DATA}$.

Altogether, this gives us $\Gamma' \vdash S_D; S'_M; S_Q$, and so by (ELIM GEN), $\Gamma, S \xrightarrow{z} \Gamma', S_D; S'_M; S_Q$. □

LEMMA 14. Let Γ, S be a SlicStan program, such that $\sigma, \mathbf{x} \models \Gamma$, $\llbracket S \rrbracket_s(\sigma)(\mathbf{x}) = \sigma'$ and $\llbracket S \rrbracket_p(\sigma)(\mathbf{x}) = \psi(\mathbf{x})$ for some function ψ . If $f \notin \text{dom}(\Gamma)$ is a fresh variable, $z, z_1, \dots, z_n \in \text{dom}(\Gamma_x)$ are discrete variables of base types $\mathbf{int}\langle K \rangle, \mathbf{int}\langle K_1 \rangle, \dots, \mathbf{int}\langle K_n \rangle$ respectively, and S' is a statement such that

$$S' = f = \phi(\mathbf{int}\langle K_1 \rangle z_1, \dots, \mathbf{int}\langle K_n \rangle z_n) \{ \mathbf{elim}(\mathbf{int}\langle K \rangle z) S \}; \quad \mathbf{factor}(f[z_1, \dots, z_n]);$$

then $\llbracket S' \rrbracket_s(\sigma)(\mathbf{x}) = \sigma''$ with $\sigma''[-f] = \sigma'$ and $\llbracket S' \rrbracket_p(\sigma)(\mathbf{x}) = \sum_{z=1}^K \psi(\mathbf{x})$.

PROOF. By examining the operational semantics of assignment, **factor**, and the derived forms **elim** and ϕ . \square

LEMMA 15. Let Γ, S be a SlicStan program, such that $\sigma, \mathbf{x} \models \Gamma$, $\llbracket S \rrbracket_s(\sigma)(\mathbf{x}) = \sigma'$ and $\llbracket S \rrbracket_p(\sigma)(\mathbf{x}) = \psi(\mathbf{x})$ for some function ψ . If $z \in \text{dom}(\Gamma_x)$ is a discrete variable of base type $\mathbf{int}\langle K \rangle$, and S' is a statement such that

$$S' = \mathbf{gen}(z) S; \quad \text{st}(S);$$

then $\llbracket S' \rrbracket_s(\sigma)(\mathbf{x}) = \sigma'$, $\psi(\mathbf{x})$ is normalisable with respect to z with $\psi(\mathbf{x}) \propto p(z \mid \mathbf{x} \setminus \{z\})$, and $\llbracket S' \rrbracket_p(\sigma)(\mathbf{x}) = p(z \mid \mathbf{x} \setminus \{z\})$.

PROOF. By examining the operational semantics of \sim and **target**, and by induction on the structure of S to prove $\llbracket \text{st}(S) \rrbracket_s = \llbracket S \rrbracket_s$ and $\llbracket \text{st}(S) \rrbracket_p = 1$. \square

Typing Rules for Derived Forms:

(ELIM)

$$\frac{\Gamma' \vdash S : \mathbf{DATA} \quad R_{\Gamma \vdash \mathbf{GENQUANT}}(S) = \emptyset \quad \Gamma' = \Gamma[z \mapsto \mathbf{int}\langle K \rangle, \mathbf{MODEL}]}{\Gamma \vdash \mathbf{elim}(\mathbf{int}\langle K \rangle z) S : \mathbf{MODEL}}$$

(GEN)

$$\frac{\Gamma(z) = (\mathbf{int}, \mathbf{GENQUANT}) \quad \Gamma \vdash S : \mathbf{DATA}}{\Gamma \vdash \mathbf{gen}(\mathbf{int}\langle K \rangle z) S : \mathbf{GENQUANT}}$$

(PHI)

$$\frac{\Gamma' \vdash S : \mathbf{DATA} \quad \forall \ell' > \ell. R_{\Gamma \vdash \ell'}(S) = \emptyset \quad \Gamma' = \Gamma[z_1 \mapsto (\mathbf{int}\langle K_1 \rangle, \ell), \dots, z_N \mapsto (\mathbf{int}\langle K_N \rangle, \ell)]}{\Gamma \vdash \phi(\mathbf{int}\langle K_1 \rangle z_1, \dots, \mathbf{int}\langle K_N \rangle z_N) S : \mathbf{real}, \ell}$$

RESTATEMENT OF THEOREM 4 (SEMANTIC PRESERVATION OF \xrightarrow{z})

For SlicStan programs Γ, S and Γ', S' , and a discrete parameter $z: \Gamma, S \xrightarrow{z} \Gamma', S' \rightarrow \llbracket S \rrbracket = \llbracket S' \rrbracket$.

PROOF.

Let Γ, S and Γ', S' be SlicStan programs, and z be a discrete parameter, such that $\Gamma, S \xrightarrow{z} \Gamma', S'$. Let $S \hat{\Downarrow}_{\Gamma} S_D, S_M, S_Q, S \hat{\Downarrow}_{\Gamma'} S'_D, S'_M, S'_Q$, and $S_M \hat{\Downarrow}_{\Gamma''} S_1, S_2, S_3$ for Γ'' such that $\Gamma \xrightarrow{z} \Gamma''$ and $\Gamma'' \vdash_2 S_M : \mathbf{L1}$.

Let $\Gamma = \Gamma_{\sigma}, \Gamma_{\mathbf{DATA}}, \Gamma_{\mathbf{MODEL}}, \Gamma_{\mathbf{GENQUANT}}$, $\Gamma' = \Gamma'_{\sigma}, \Gamma'_{\mathbf{DATA}}, \Gamma'_{\mathbf{MODEL}}, \Gamma'_{\mathbf{GENQUANT}}$ and $\Gamma'' = \Gamma''_{\sigma}, \Gamma''_{\mathbf{L1}}, \Gamma''_{\mathbf{L2}}, \Gamma''_{\mathbf{L3}}$ be the usual partitioning of each of the typing environments.

Let z be a store such that $z \models \{z : \Gamma(z)\}$.

Let \mathcal{D}, θ and Q be stores such that $\mathcal{D} \models \Gamma_{\mathbf{DATA}}$, $z, \theta \models \Gamma_{\mathbf{MODEL}}$, and $Q \models \Gamma_{\mathbf{GENQUANT}}$.

Let θ_1, θ_2 and θ_3 be a partitioning of θ , such that $\mathcal{D}, \theta_1 \models \Gamma''_{\mathbf{L1}}, z, \theta_2 \models \Gamma''_{\mathbf{L2}}$, and $\theta_3 \models \Gamma''_{\mathbf{L3}}$.

Then, by definition of $\Gamma \xrightarrow{z} \Gamma''$, $\theta_2 = z$.

By **Theorem 1**:

- $\llbracket S_D \rrbracket_p(\sigma)(\mathcal{D}, z, \theta, Q) = 1$
- $\llbracket S_M \rrbracket_p(\sigma_D)(\mathcal{D}, z, \theta, Q) \propto p(z, \theta, \mathcal{D})$

$$\bullet \llbracket S_Q \rrbracket_p(\sigma_M)(\mathcal{D}, z, \theta, Q) = p(Q \mid z, \theta, \mathcal{D})$$

$\Gamma, S \xrightarrow{d} \Gamma', S'$, thus S' must be of the form

$$S' = S_D; S_1; f = \phi(\Gamma_{\mathbf{L1}''})\{\mathbf{elim}(\mathbf{int}\langle K \rangle z) S_2\}; \mathbf{factor}(f[\mathbf{dom}(\Gamma_{\mathbf{L1}''})]); S_3; \mathbf{gen}(z)S_2; \mathbf{st}(S_2); S_Q$$

where $\Gamma \vdash S : \mathbf{DATA}$, $S \Downarrow_{\Gamma} S_D, S_M, S_Q$, $\Gamma \xrightarrow{z} \Gamma''$, $\Gamma \vdash_2 S_M : \mathbf{L1}$, and $S_M \Downarrow_{\Gamma''} S_1, S_2, S_3$.

The relation \Downarrow_{Γ} is semantics-preserving for well-typed programs with respect to both \vdash and \vdash_2 (Lemma 6 and Lemma 10). Thus $\llbracket S \rrbracket = \llbracket S_D; S_1; S_2; S_3; S_Q \rrbracket$.

We present a diagrammatic derivation of the change on store and density that each sub-part in the original and transformed program makes in Figure 13.

Combining all of these results gives that:

$$\llbracket S' \rrbracket_s(\sigma)(\mathcal{D}, \theta, Q) = \sigma'' = \sigma'[f \mapsto v] = \llbracket S \rrbracket_s(\sigma)((\mathcal{D}, \theta, Q))[f \mapsto v]$$

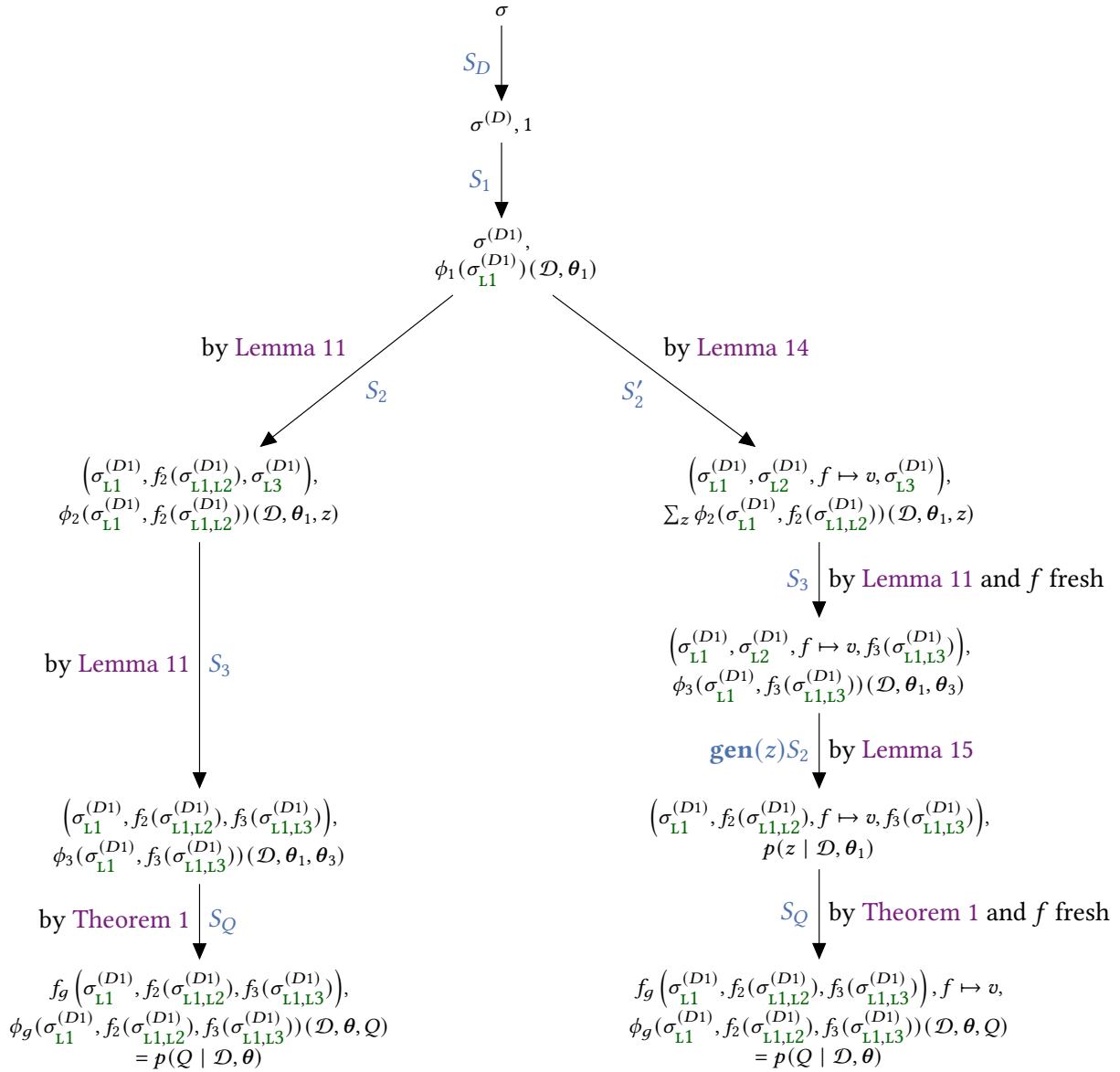
In other words, the transformation \xrightarrow{z} preserves store semantics (up to creating of one new fresh variable f).

For the density, we get:

$$\begin{aligned} & \llbracket S' \rrbracket_p(\sigma)(\mathcal{D}, \theta, Q) \\ &= \phi_1(\mathcal{D}, \theta_1) \left[\sum_z \phi_2(\mathcal{D}, \theta_1, z) \right] \phi_3(\mathcal{D}, \theta_1, \theta_3) p(z \mid \mathcal{D}, \theta_1) p(Q \mid \mathcal{D}, \theta) && \text{from Figure 13} \\ &= \left[\sum_z \phi_1(\mathcal{D}, \theta_1) \phi_2(\mathcal{D}, \theta_1, z) \phi_3(\mathcal{D}, \theta_1, \theta_3) \right] p(z \mid \mathcal{D}, \theta_1) p(Q \mid \mathcal{D}, \theta) && \text{by the distributive law} \\ &\propto \left[\sum_z p(\mathcal{D}, \theta_1, z, \theta_2) \right] p(z \mid \mathcal{D}, \theta_1) p(Q \mid \mathcal{D}, \theta) && \text{by Theorem 1 and Lemma 10} \\ &= p(\mathcal{D}, \theta_1, \theta_2) p(z \mid \mathcal{D}, \theta_1) p(Q \mid \mathcal{D}, \theta) && \text{marginalisation of } z \\ &= p(\mathcal{D}, \theta_1, \theta_2) p(z \mid \mathcal{D}, \theta_1, \theta_3) p(Q \mid \mathcal{D}, \theta) && \text{by } z \perp\!\!\!\perp \theta_3 \mid \theta_1 \text{ (Theorem 3)} \\ &= p(\mathcal{D}, \theta, Q) && \text{by the chain rule for probability} \\ &\propto \llbracket S \rrbracket_p(\sigma)(\mathcal{D}, \theta, Q) \end{aligned}$$

Together, this gives us $\llbracket S \rrbracket = \llbracket S' \rrbracket$ (up to S' creating one new fresh variable f).

□

Fig. 13. Diagrammatic proof of semantic preservation of \xrightarrow{z}

B EXAMPLES

B.1 Sprinkler

Often, beginners are introduced to probabilistic modelling through simple, discrete variable examples, as they are more intuitive to reason about, and often have analytical solutions. Unfortunately,

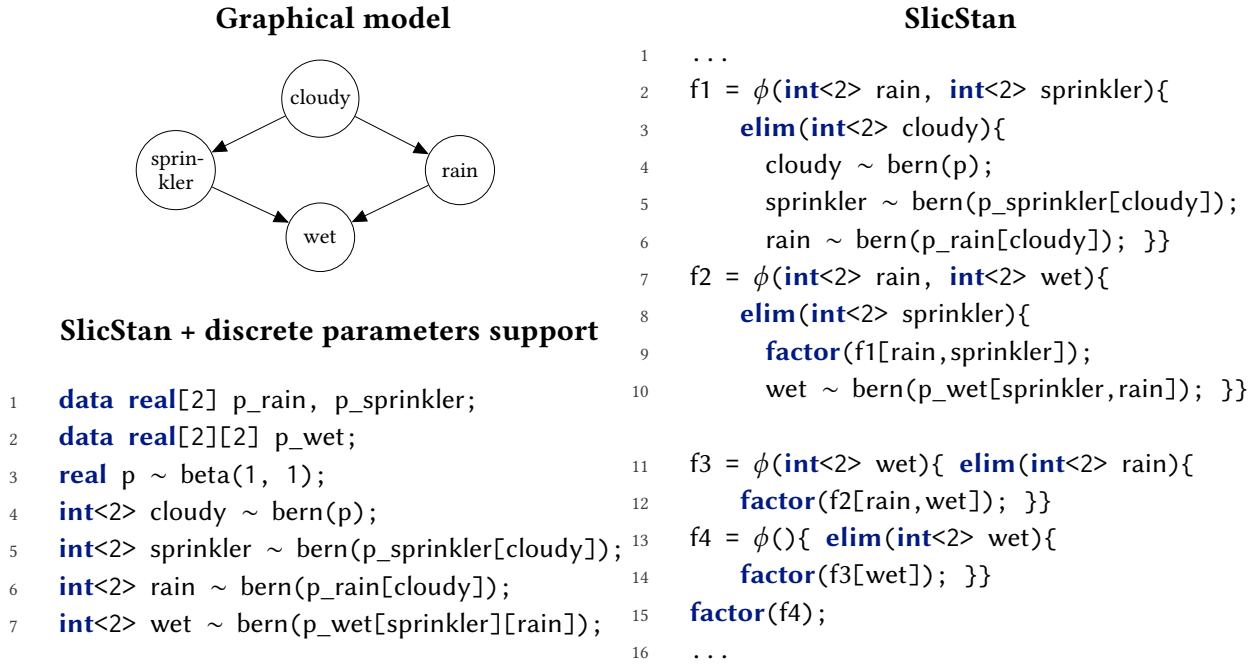


Fig. 14. The ‘Sprinkler’ example.

one cannot express such examples directly in PPLs that do not support discrete parameters. One well-known discrete variable example, often used in tutorials on probabilistic modelling, is the ‘Sprinkler’ example. It models the relationship between cloudy weather, whether it rains, whether the garden sprinkler is on, and the wetness of the grass. In Figure 14, we show a version of the sprinkler model written in SlicStan with discrete parameters (left) and the marginalisation part of its corresponding transformed version (right).

As $\text{cloudy} \perp\!\!\!\perp \text{wet} \mid \text{sprinkler}, \text{rain}$, we do not need to include `wet` in the elimination of `cloudy`, and the new factor is computed for different values of only `sprinkler` and `rain` (lines 2–6). The rest of the variables are eliminated one-by-one, involving all remaining variables (lines 7–15).

The snippet of the SlicStan code generated by our transformation is an exact implementation of the variable elimination algorithm for this model. This not only facilitates a platform for learning probabilistic programming using standard introductory models, but it can also be a useful tool for learning concepts such as marginalisation, conditional independence, and exact inference methods.

B.2 Soft-K-means model

In Figure 15, we present the standard soft-k-means clustering model as it is written in SlicStan with support for discrete model parameters (left). The right column shows the resulting code that our program transformation generates. This code consists of plain SlicStan code and no support for discrete model parameters is needed to perform inference on it.

The model can be used for (softly) dividing N data points y in D -dimensional Euclidean space into K clusters which have means μ and probability π .

SlicStan + discrete	SlicStan
<pre> data int D; data int K; data real[K] pi; data real N = 3; data real[D][N] y; real[D][K] mu; for(d in 1 : D) { for(k in 1 : K){ mu[d][k] ~ normal(0, 1); }} int<K> z1 ~ categorical(pi); int<K> z2 ~ categorical(pi); int<K> z3 ~ categorical(pi); for(d in 1 : D) { y[d][1] ~ normal(mu[d][z1], 1); y[d][2] ~ normal(mu[d][z2], 1); y[d][3] ~ normal(mu[d][z3], 1); } </pre>	<pre> ... for(d in 1:D){ for(k in 1:K){ mu[d,k] ~ normal(0, 1);}} factor(elim(int<K> z1){ z1 ~ categorical(pi); for(data int d in 1:D){ y[d,1] ~ normal(mu[d,z1], 1);}}); factor(elim(int<K> z2){ z2 ~ categorical(pi); for(data int d in 1:D){ y[d,2] ~ normal(mu[d,z2], 1);}}); factor(elim(int<K> z3){ z3 ~ categorical(pi); for(data int d in 1:D){ y[d,3] ~ normal(mu[d,z3], 1);}}); gen(int z3){ z3 ~ categorical(pi); for(data int d in 1:D){ y[d,3] ~ normal(mu[d,z3], 1);}} gen(int z2){ z2 ~ categorical(pi); for(data int d in 1:D){ y[d,2] ~ normal(mu[d,z2], 1);}} gen(int z1){ z1 ~ categorical(pi); for(data int d in 1:D){ y[d,1] ~ normal(mu[d,z1], 1);}} </pre>

Fig. 15. Soft K -means.

B.3 A causal inference example

The question of how to adapt PPLs to causal queries, has been recently gaining popularity. One way to express interventions and reason about causality, is to assume a discrete variable specifying the direction (or absence of) causal relationship, and specify different behaviour for each case using if statements [Winn 2012]. We show a simple causal inference example (Figure 16) written in SlicStan with direct support for discrete parameters (left) and the code that our transformation generates (right) on which we can perform inference using a combination of e.g. HMC and ancestral sampling.

This model can be read as follows. Assume that we are in a situation where we want to answer a causal question. We want to answer this question based on N paired observations of A and B , in some of which we might have intervened (doB). Our model proceeds by drawing a (prior

SlicStan + discrete	SlicStan
<pre> data real q; data int N; data int[N] A, B, doB; data real prob_intervention; real pAcausesB ~ beta(1, 1); int<2> AcausesB ~ bernoulli(pAcausesB); for (n in 1:N) if(doB[n] > 0) B[n] ~ bernoulli(prob_intervention); if (AcausesB > 1){ for (n in 1:N){ A[n] ~ bernoulli(0.5); if (doB[n] < 1){ if (A[n] > 0) { B[n] ~ bernoulli(q); } else { B[n] ~ bernoulli(1 - q); } } } } else { for (n in 1:N){ if (doB[n] < 1){ B[n] ~ bernoulli(0.5); } if (B[n] > 0){ A[n] ~ bernoulli(q); } else { A[n] ~ bernoulli(1 - q); } } } </pre>	<pre> data real q; data int N; data int[N] A, B, doB; data real prob_intervention; real pAcausesB ~ beta(1, 1); for(data int n in 1:N) if(doB[n] > 0) B[n] ~ bernoulli(prob_intervention); factor(elim(int<2> AcausesB){ AcausesB ~ bernoulli(pAcausesB); if(AcausesB > 1){ for(data int n in 1:N){ A[n] ~ bernoulli(0.5); if(doB[n] < 1){ if(A[n] > 0){B[n] ~ bernoulli(q);} else{ B[n] ~ bernoulli(1 - q); } } } } } else{ for(data int n in 1:N){ if(doB[n] < 1){ B[n] ~ bernoulli(0.5); } if(B[n] > 0){ A[n] ~ bernoulli(q); } else{ A[n] ~ bernoulli(1 - q); } } }}}); </pre>

Fig. 16. A causal inference example.

probability that A causes B from a beta distribution, and then specifying A and B for different scenarios (intervention, A causes B and no intervention, B causes A and no intervention) using conditional statements.

5.2 Discussion

The paper presents two type systems:

- (1) **Generative subprogram type system** \vdash . The first type system is close to the original SlicStan (Chapter 4), where code is split into pre-processing, core, and post-processing parts. The improvement implemented in the current chapter allows us to treat sampling statements as either contributing to the evaluation of the target density function (density-based semantics) or as literal sampling (sampling-based semantics) based on context. This allows for a SlicStan program to be sliced into a *pre-processing* part, *core* part, where inference is done using Hamiltonian Monte Carlo or another resource-consuming inference algorithm, and purely *generative* part, where samples can be generated through ancestral sampling. That is, the sliced program corresponds to *HMC-AS hybrid inference*.
- (2) **Conditional independence type system** \vdash_2 . The second type system is the main contribution of the paper and allows for exploring conditional independence relationships. One way in which this system can be used is to transform a program with discrete parameters by marginalising out variables efficiently. The transformed program can be seen as a hybrid inference algorithm on the original program, where continuous parameters are drawn using Hamiltonian Monte Carlo or another gradient-based algorithm, while the discrete parameters are drawn using variable elimination. That is, the transformed program corresponds to *HMC-VE hybrid inference*.

While different, the two type systems, and the program slicing associated with each, share a lot of elements. For example, noninterference holds for both systems (Lemma 1 and Lemma 7). The two shredding relations associated with each of \vdash and \vdash_2 are identical, up to the naming of level types. Shredding a SlicStan statement with respect to either type system produces single level statements (Lemma 4 and Lemma 9), preserves semantics (Lemma 6 and 10), and induces a (type system dependent) factorisation of the density (Theorem 1 and Theorem 2).

This hints at the possibility of generalising the approach. In particular, future work may build a general framework for static analysis of probabilistic programs, where the choice of partially ordered set and the design of typing rules can be motivated by a particular factorisation of interest. If such a framework can be built in a modular way, it could serve as a basis for a PPL that supports composable and programmable inference.

Errata

The sentence “Sometimes, when σ is clear from context, we will leave it implicit and simply write $p(\mathbf{x})$ for $p(\mathbf{x}; \sigma)$.” on page 4:9 of the paper is an artefact left from previous version of the notation and is redundant.

Part II

Dynamic optimisation for probabilistic programming

Introduction to Part II

In the previous part, we saw examples of *static* analysis for probabilistic programming, that is analysis that is performed at compile-time, before the program is executed. Such analysis can be incredibly useful for exploiting conditional independencies and performing semantic-preserving rewrites, which improve the performance of the underlying inference algorithm. However, inference performance is often affected not only by the structure of the probabilistic model in question, but also by the nature of the observed data.

Dynamic analysis refers to the class of program analysis techniques that are performed *during the execution* of a program. This part focuses on dynamic analysis for probabilistic programs and presents one such dynamic method in [Chapter 6](#). The method transforms a program at run-time, taking into account both the model and the data, in order to improve the quality of inference results.

AUTOMATIC REPARAMETERISATION

Variational inference pre-processing for efficient inference

This chapter presents an instance of dynamic program analysis for probabilistic programming: an automatic model reparameterisation procedure. The *parameterisation* of a model is the particular way in which the model is expressed in terms of parameters. What parameterisation we choose to express our model plays a vital role in the way the geometry of the posterior of interest looks like, and hence (as we saw in § 2.2), has a direct effect on the quality of inference. While changing the parameterisation of a model, or *reparameterising* it, can be done in many ways (for example through a simple static transformation), this chapter looks at reparameterisation through the lens of effect-handling based PPLs. Such PPLs provide a dynamic way to interpret random assignment statements and I give further background on the topic in § 6.1. The main contribution of the chapter is the paper *Automatic Reparameterisation of Probabilistic Programs* (§ 6.2), which presents a way to reparameterise Edward2 programs using effect-handlers and based on both the defined model and the observed data. Finally, the chapter discusses the impact and limitations of the proposed approach (§ 6.3).

6.1 Effect-handling based probabilistic programming

Chapter 2 proposed classifying PPLs in three categories — explicit (§§ 2.3.2), implicit (§§ 2.3.3), and effect-handling based (§§ 2.3.4) — and briefly introduced each category. In this section, I give further background on the mechanisms behind the last, effect-handling based type of probabilistic programming languages. This section is partially based on Moore and Gorinova (2018).

6.1.1 Effects and effect handling

When working with complex code, or when we want to rigorously reason about the behaviour of a program, it is often useful to write *pure* functions. That is, deterministic functions that do not mutate a global state, or any of the input arguments, do not throw exceptions and do not perform I/O operations. They do not interact with the external world, or code outside of the function, in any way. Such functions have no *side effects*. While it is easier to reason about pure functions, it can also be very constraining in real-world situations.

Algebraic effects and their *handlers* have emerged as a convenient way to control *impure* behaviour. They are built upon a strong mathematical foundation (Plotkin and Pretnar, 2009; Plotkin and Power, 2003), their semantics can be precisely defined (Kammar et al., 2013), and in some cases they provide an improvement in runtime complexity compared to pure languages (Hillerström et al., 2020). While providing a useful formal framework for reasoning about side effects, algebraic effects and handlers have also proved to be an increasingly convenient modular abstraction that has been adopted across many disciplines. Some examples include concurrent programming (Dolan et al., 2017), meta programming (Yallop, 2017), and probabilistic programming (Bingham et al., 2019).

The premise behind algebraic effects and handlers is that impure behaviour arises from a set of *effectful operations*: for example, **read**, **print**, **set**, **raise**, and so on. Such operations interact with some *handling* code in order to execute. For example, consider a process that wants to **read** from a file. It sends a request to the OS kernel and suspends execution. The kernel checks the request, executes it, and responds with the result of the **read** operation. The process then resumes execution. This idea of effect handlers as operating systems is further explored by Hillerström (2021).

While in the case of accessing a file, the handling code is external to the program, in some cases it could also be internal: for example, when an exception is risen, it can be *handled* inside the same program. Algebraic effects and handlers extend this idea of handling programmatically exceptions, to any effectful operation. The concrete implementation of operations is given and managed by code written by the user.

To demonstrate the workings of effect handlers in this section, Consider a simple example of a program that reverses the order of print statements given by Pretnar (2015):

```
let abc = (print("a"); print("b"); print("c"))
let reverse = handler { print(s; x. k) → k(); print(s) }
with reverse handle abc
```

Here, `print` is an *operation*, while `abc` is a *computation* that prints out the letters ‘a’, ‘b’ and ‘c’, in this order, using three separate calls to `print`. Key to working with algebraic effects is the presence of *continuations*: functions that specify how the program “continues” after a certain point; they express “what to do next” (Appel, 1992). Thus, the program `print("a"); print("b"); print("c")` is a shorthand for the continuation-passing style program

```
print("a", lambda x. print("b", lambda y. print("c", lambda z. ())))
```

where `print(s,k)` is a continuation-passing style version of `print`, where we print to standard output and then explicitly call the continuation `k`: `print(s,k) = print(s);k()`, though this behaviour may change based on an effect handler.

To simplify the lambda notation, consider the notation `print(s;x.k)`, which explicitly says that the result of `print(s)` is bound to `x`, where the continuation `k` depends on `x`: `print(x;s.k)` is equivalent to `print(s, lambda x. k(x))`. The example above is then:

```
print("a"; x. print("b"; y. print("c"; z. return1 ())))
```

As `print` does not return a result, we may also simply write `print(s. k)`:

```
print("a". print("b". print("c". return ())))
```

The *handler reverse* reverses the order in which `print` operations are executed. Every `print(s.k)` operation call inside of the context of *reverse* is executed based on the body of the handler: the handler firstly resumes the continuation `k`, and only then performs the operation itself. The computation `with reverse handle abc` is the result of executing `abc`, while handling operations with *reverse*. This prints out ‘c’, ‘b’ and ‘a’ in this order.

Types of effect handlers. There exist different types of handlers, depending on the implementation, described in detail by Kammar et al. (2013) and Hillerström (2016). For example, *open handlers* forward unhandled operations to other handlers, but *closed handlers* do not. Effects are handled only once with *shallow handlers*, but they are propagated to any nested handlers and can be handled several times when using *deep handlers*. If the continuation `k` must be invoked exactly once, then the handlers are *linear*, while if it could be invoked more than once, they are *multi-shot*. *Exception handlers* do not invoke the continuation.

Throughout this section, I assume open deep handlers. Edward2 uses open linear handlers, which are shallow, but allow for explicit effect forwarding, which mimics deep handlers.

¹In this chapter, `return x` can be thought of as an operation, whose default behaviour is to discard any subsequent continuation and finish the computation with `x` (similarly to exceptions behaviour). A more in-depth discussion around the meaning of `return` is beyond the scope of this dissertation, but it is examined in detail in (Hillerström, 2021, Section 1.2).

6.1.2 Composing effect handlers

One very useful feature of open effect handlers is that they can be nested or composed to combine the way they interpret the computation. For example, consider a handler `join`, which concatenates all strings appearing in a `print` statement. One way to define such a handler is, as given by Pretnar (2015):

```
let join =
  handler {
    return v    → (v, "")
    print(s. k) → let (v, acc) = k() in return (v, s + acc)2 }
```

The computation `with join handle abc` evaluates to the tuple `(((), "abc"))`. Using `reverse` in the context of `join` can be written as `with join handle with reverse handle abc`, which evaluates to `(((), "cba"))`.

A more imperative-style way of writing handlers that pass around a “state” (in this case the accumulated string `acc`) is with a mutable variable:

```
set(acc, "");
let join = handler { print(s. k) → set(acc, get(acc) + s); k() 2 }
with join handle with reverse handle abc;
return acc
```

Here, `acc` is a mutable variable initialised to `""` that we concatenate to at every `print` statement. The final value of `acc` holds the result: `"cba"`.

This more imperative style is also closer to the Edward2 implementation of this chapter.

6.1.3 Effect handling in probabilistic programming

Recently, effect handlers have been adopted by some PPLs as a useful, modular way of implementing transformations of probabilistic programs for inference (Scibior and Kammar, 2015; Bingham et al., 2019; Tran et al., 2018; Moore and Gorinova, 2018; Goldstein, 2019). The insight is to treat sampling statements as operations that can be handled by a separately defined handler. This enables a range of useful program transformations, including (though not limited to): conditioning, reparameterisation, tracing, density function derivation, variational family generation. When implemented in a differentiable programming framework, such as TensorFlow (Abadi et al., 2015), PyTorch (Paszke et al., 2019), or JAX (Bradbury et al., 2018), the resulting code is also differentiable,³ making

²Here, `+` is used to mean string concatenation.

³These frameworks do not typically provide native support for effects and handlers. The PPL effect-handling code is usually implemented in the differentiable language itself, meaning it is itself differentiable.

models easy to use in combination with gradient-based inference algorithms.

Consider the operation `sample(dist; x. k)`, whose default behaviour is to sample at random from the distribution `dist`, bind the result to the variable `x` and invoke the continuation `k`. Consider also the operation `observed((value, dist); x. k)`, whose default behaviour simply binds `x` to the value `value` and invokes `k`. It is then straightforward to write a probabilistic model using this `sample` operation. For example, the following code describes a Beta-Binomial model of n trials:

```
let beta_binomial(n) =
  sample(beta(1., 1.); z);
  sample(binomial(z, n); x);
  return x
```

To condition on some data, say $x = 7$, we can use an effect handler, which changes every `sample` operation to an `observed` operation:

```
let condition(rv, value) =
  handler { sample(dist; rv. k) → observed((value, dist); rv); k(value) }
let conditioned(n) = with condition(x,4 7) handle beta_binomial(n)
```

This conditioning, however, is not enough for us to obtain a posterior of z . As we saw in [Chapter 2](#), one way to perform inference is by repeatedly evaluating the joint probability density function of the model. Once again, we can use an effect handler to obtain the joint density function:

```
let joint(vals) =
  set(density, 1);
  let h = handler {
    sample(dist; rv. k) →
      set(density, get(density) * pdf(dist, vals[rv]));
      k(vals[rv])
    observed((value, dist); rv.k) →
      set(density, get(density) * pdf(dist, value));
      k(value)
  }
  with h handle conditioned(n);
  return density
```

⁴Here, x is not a variable, but rather a *name* of a variable. This is an unsatisfactory solution for the well-known problem of distinguishing between instances of the same effect ([Biernacki et al., 2019](#)). How to refer to variables from outside of the model in a principled way, is a well-known problem also in probabilistic programming, where it leads to repeated syntax, such as Edward2's `x = ed.Normal(0, 1, name="x")`.

Here `joint` is a function on a dictionary that maps unobserved random variable names to a particular value in their domain. In the case above, we would evaluate `joint` for `vals = dict(z ↦ z.val)` for different values of `z.val`. Previously, we discussed handlers that explicitly handle only a single effect. Here, `h` handles two effects, `sample` and `observed`, meaning instances of either of these effects will be handled in the context of `h`. The code also assumes that a function `pdf` is available, such that for any distribution `dist` and a value `v` in the domain of `dist`, `pdf(dist, v)` evaluates the probability density function of `dist` at `v`.

Effect-handling based probabilistic programming languages have several advantages to density- and sampling-based PPLs. Conceptually, effect-handling based PPLs treat sampling abstractly and separate its use in defining the model from its actual implementation. Thus, models can be interpreted as either sampling-based, density-based, or in a completely different way, depending on usage. In addition, working with effects and handlers, and more specifically being able to compose them, allows for sophisticated program transformations, which do not need to be integrated into a separate compiler, but can be user-specified in the PPL itself. This highlights the potential of effect handlers as a basis for a programmable inference framework (Mansinghka et al., 2018), although explicit work has not yet been done in this direction.

The rest of this chapter shows several uses of effect handlers in the probabilistic programming language Edward2, presenting handlers that perform model reparameterisation and automatic variational guide synthesis.

6.2 The paper

The main contribution of this chapter is the paper *Automatic Reparameterisation of Probabilistic Programs*. It considers the problem of *reparameterisation* of probabilistic programs: changing the way the model is expressed in terms of parameters, in order to improve the quality of inference. The paper discusses the effects of parameterisation on the geometry of the posterior through examples, highlighting the practical challenges of finding a suitable reparameterisation. It presents two techniques for automatically reparameterising probabilistic programs using *effect handlers*. The first is a simple interleaved sampling from two different model parameterisations. The second provides a novel continuous relaxation of the question of what parameterisation to use, and uses variational inference to find a suitable such parameterisation.

The paper was accepted for presentation at the *Thirty-seventh International Conference on Machine Learning (ICML 2020)* and included in the *Proceedings of Machine Learning*

Research, Volume 119. Out of 4990 submissions in total, 1088 papers were accepted. An earlier version of the paper also appeared at the non-archival symposium *Advances in Approximate Bayesian Inference (AABI 2018)*.

Author contributions. The paper is co-authored by me, Dave Moore and Matt Hoffman. My contributions included modifying Edward2 to enable composing effect handlers, performing the initial analytical analysis, developing the automatic reparameterisation framework, running preliminary experiments, and co-writing parts of the paper. Dave Moore mentored the project throughout, implemented improvements that allowed for using TensorFlow Probability's MCMC kernels more efficiently, ran the final experiments, did the additional analysis presented in Appendix D, and co-wrote parts of the paper. Matt Hoffman conceived the idea of the project, mentored it throughout, co-wrote parts of the paper, and offered feedback, comments, and suggestions.

Automatic Reparameterisation of Probabilistic Programs

Maria I. Gorinova^{*1} Dave Moore² Matthew D. Hoffman²

Abstract

Probabilistic programming has emerged as a powerful paradigm in statistics, applied science, and machine learning: by decoupling modelling from inference, it promises to allow modellers to directly reason about the processes generating data. However, the performance of inference algorithms can be dramatically affected by the parameterisation used to express a model, requiring users to transform their programs in non-intuitive ways. We argue for automating these transformations, and demonstrate that mechanisms available in recent modelling frameworks can implement non-centring and related reparameterisations. This enables new inference algorithms, and we propose two: a simple approach using interleaved sampling and a novel variational formulation that searches over a continuous space of parameterisations. We show that these approaches enable robust inference across a range of models, and can yield more efficient samplers than the best fixed parameterisation.

1. Introduction

Reparameterising a probabilistic model means expressing it in terms of new variables defined by a bijective transformation of the original variables of interest. The reparameterised model expresses the same statistical assumptions as the original, but can have drastically different posterior geometry, with significant implications for both variational and sampling-based inference algorithms.

Non-centring is a particularly common form of reparameterisation in Bayesian hierarchical models. Consider a random variable $z \sim \mathcal{N}(\mu, \sigma)$; we say this is in *centred*

parameterisation (CP). If we instead work with an auxiliary, standard normal variable $\tilde{z} \sim \mathcal{N}(0, 1)$, and obtain z by applying the transformation $z = \mu + \sigma\tilde{z}$, we say the variable \tilde{z} is in its *non-centred* parameterisation (NCP). Although the centred parameterisation is often more intuitive, non-centring can dramatically improve the performance of inference (Betancourt & Girolami, 2015). *Neal’s funnel* (Figure 1a) provides a simple example: most Markov chain Monte Carlo (MCMC) algorithms have trouble sampling from the funnel due to the strong non-linear dependence between latent variables. Non-centring the model removes this dependence, converting the funnel into a spherical Gaussian distribution.

Bayesian practitioners are often advised to manually non-centre their models (Stan Development Team et al., 2016); however, this breaks the separation between modelling and inference and requires expressing the model in a potentially less intuitive form. Moreover, it requires the user to understand the concept of non-centring and to know *a priori* where in the model it might be appropriate. Because the best parameterisation for a given model may vary across datasets, even experts may need to find the optimal parameterisation by trial and error, burdening modellers and slowing down the model development loop (Blei, 2014).

We propose that non-centring and similar reparameterisations be handled automatically by probabilistic programming systems. We demonstrate how such program transformations may be implemented using the effect handling mechanisms present in several modern deep probabilistic programming frameworks, and consider two inference algorithms enabled by automatic reparameterisation: interleaved Hamiltonian Monte Carlo (iHMC), which alternates HMC steps between centred and non-centred parameterisations, and a novel algorithm we call Variationally Inferred Parameterisation (VIP), which searches over a continuous space of reparameterisations that includes non-centring as a special case.¹ We compare these strategies to a fixed centred and non-centred parameterisation across a range of well-known hierarchical models. Our results suggest that both VIP and iHMC can enable for more automated robust inference, often performing at least as well as the best fixed parame-

^{*}Work done while interning at Google. ¹University of Edinburgh, Edinburgh, UK ²Google, San Francisco, CA, USA. Correspondence to: Maria I. Gorinova <m.gorinova@ed.ac.uk>, Dave Moore <davmre@google.com>, Matthew D. Hoffman <mhoffman@google.com>.

¹Code for these algorithms and experiments is available at <https://github.com/mgorinova/autoreparam>.

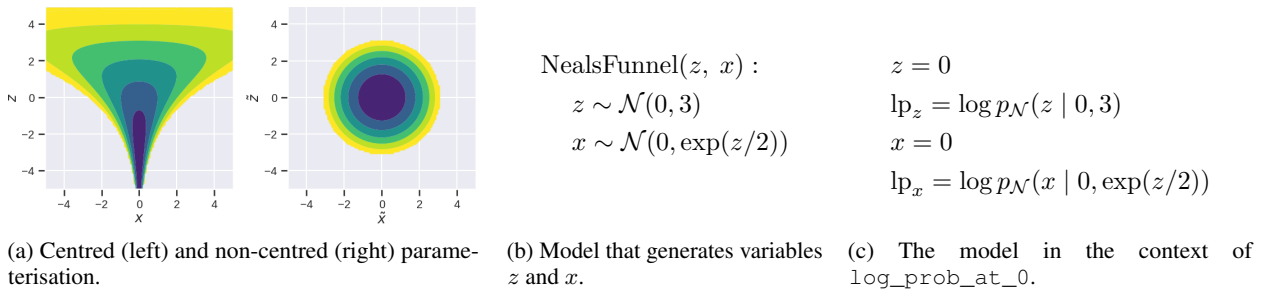


Figure 1. Neal’s funnel (Neal, 2003): $z \sim N(0, 3)$; $x \sim N(0, e^{z/2})$.

terisation and sometimes better, without requiring *a priori* knowledge of the optimal parameterisation. Both strategies have the potential to free modellers from thinking about manual reparameterisation, accelerate the modelling cycle, and improve the robustness of inference in next-generation modelling frameworks.

2. Related Work

The value of non-centring is well-known to MCMC practitioners and researchers (Stan Development Team et al., 2016; Betancourt & Girolami, 2015), and can also lead to better variational fits in hierarchical models (Yao et al., 2018). However, the literature largely treats this as a modelling choice; Yao et al. (2018) propose that “there is no general rule to determine whether non-centred parameterisation is better than the centred one.” We are not aware of prior work that treats non-centring directly as a computational phenomenon to be exploited by inference systems.

Non-centred parameterisation of probabilistic models can be seen as analogous to the reparameterisation trick in stochastic optimisation (Kingma & Welling, 2013); both involve expressing a variable in terms of a diffeomorphic transformation from a “standardised” variable. In the context of probabilistic inference, these are complementary tools: the reparameterisation trick yields low-variance stochastic gradients of variational objectives, whereas non-centring changes the geometry of the posterior itself, leading to qualitatively different variational fits and MCMC trajectories.

In the context of Gibbs sampling, Papaspiliopoulos et al. (2007) introduce a family of *partially non-centred* parameterisations similar to those we use in VIP (described below) and show that it improves mixing in a spatial GLMM. Our current work can be viewed as an general-purpose extension of this work that mechanically reparameterises user-provided models and automates the choice of parameterisation. Similarly, Yu & Meng (2011) proposed a Gibbs sampling scheme that interleaves steps in centred and non-centred parameterisations; our interleaved HMC algorithm can be viewed as an automated, gradient-based descent

of their scheme.

Recently, there has been work on accelerating MCMC inference through learned reparameterisation: Parno & Marzouk (2018) and Hoffman et al. (2019) run samplers in the image of a bijective map fitted to transform the target distribution approximately to an isotropic Gaussian. These may be viewed as ‘black-box’ methods that rely on learning the target geometry, potentially using highly expressive neural variational models, while we use probabilistic-program transformations to apply ‘white-box’ reparameterisations similar to those a modeller could in principle implement themselves. Because they exploit model structure, white-box approaches can correct pathologies such as those of Neal’s funnel (Figure 1a) directly, reliably, and at much lower cost (in parameters and inference overhead) than black-box models. White- and black-box reparameterisations are not mutually exclusive, and may have complementary advantages; combining them is a likely fruitful direction for improving inference in structured models.

Previous work in probabilistic programming has been exploring other ‘white-box’ approaches to perform or optimise inference. For example, Hakaru (Narayanan et al., 2016; Zinkov & Shan, 2017) and PSI (Gehr et al., 2016; 2020) use program transformations to perform symbolic inference, while Gen (Cusumano-Towner et al., 2019) and SlicStan (Gorinova et al., 2019) can statically analyse the model structure to compile to a more efficient inference strategy. To the best of our knowledge, the approach presented in this paper is the first to apply variational inference as a dynamic pre-processing step, which optimises the program based on both the program structure and observed data.

3. Understanding the Effect of Reparameterisation

Non-centring reparameterisation is not always optimal; its usefulness depends on properties of both the model and the observed data. In this section, we develop intuition by working with a simple hierarchical model for which we can derive the posterior analytically. Consider a simple

realisation of a model discussed by [Betancourt & Girolami \(2015, \(2\)\)](#), where for a vector of N datapoints \mathbf{y} , and some given constants σ and σ_μ , we have:

$$\begin{aligned} \theta &\sim \mathcal{N}(0, 1) & \mu &\sim \mathcal{N}(\theta, \sigma_\mu) \\ y_n &\sim \mathcal{N}(\mu, \sigma) \text{ for all } n \in 1 \dots N \end{aligned}$$

In the non-centred model, \mathbf{y} is defined in terms of $\tilde{\mu}$ and θ , where $\tilde{\mu}$ is a standard Gaussian variable:

$$\begin{aligned} \theta &\sim \mathcal{N}(0, 1) & \tilde{\mu} &\sim \mathcal{N}(0, 1) \\ y_n &\sim \mathcal{N}(\theta + \sigma_\mu \tilde{\mu}, \sigma) \text{ for all } n \in 1 \dots N \end{aligned}$$

[Figure 2a](#) and [Figure 2b](#) show the graphical models for the two parameterisations. In the non-centred case, the direct dependency between θ and μ is substituted by a conditional dependency given the data \mathbf{y} , which creates an “explaining away” effect. Intuitively, this means that the stronger the evidence \mathbf{y} is (large N , and small variance), the stronger the dependency between θ and $\tilde{\mu}$ becomes, creating a poorly-conditioned posterior that may slow inference.

As the Gaussian distribution is self-conjugate, the posterior in each case (centred or non-centred) is also a Gaussian distribution, and we can analytically inspect its covariance matrix V . To quantify the quality of the parameterisation in each case, we investigate the condition number κ of the posterior covariance matrix under the optimal diagonal preconditioner. This models the common practice (implemented in tools such as PyMC3 and Stan and followed in our experiments) of sampling using a fitted diagonal preconditioner.

[Figure 2c](#) shows the condition numbers κ_{CP} and κ_{NCP} for each parameterisation as a function of $q = N/\sigma^2$; the full derivation is in [Appendix A](#). This figure confirms the intuition that the non-centred parameterisation is better suited for situation when the evidence is weak, while strong evidence calls for centred parameterisation. In this example we can exactly determine the optimal parameterisation, since the model has only one variable that can be reparameterised and the posterior has a closed form. In more realistic settings, even experts cannot predict the optimal parameterisation for hierarchical models with many variables and groups of data, and the wrong choice can lead to poor conditioning, heavy tails or other pathological geometry.

4. Reparameterising Probabilistic Programs

An advantage of probabilistic programming is that the program itself provides a structured model representation, and we can explore model reparameterisation through the lens of program transformations. In this paper, we focus on transforming *generative probabilistic programs* where the program represents a sampling process describing how the

data was generated from some unknown latent variables. Most probabilistic programming languages (PPLs) provide some mechanism for transforming a generative process into an inference program; our automatic reparameterisation approach is applicable to PPLs that transform generative programs using *effect handling*. This includes modern deep PPLs such as Pyro ([Uber AI Labs, 2017](#)) and Edward2 ([Tran et al., 2018](#)).

4.1. Effect Handling-based Probabilistic Programming

Consider a generative program, where running the program forward generates samples from the prior over latent variables and data. Effect handling-based PPLs treat generating a random variable within such a model as an *effectful operation* (an operation that is understood as having side effects) and provide ways for resolving this operation in the form of *effect handlers*, to allow for inference. For example, we often need to transform a statement that generates a random variable to a statement that evaluates some (log) density or mass function. We can implement this using an effect handler:

```
log_prob_at_0 =
  handler {v ~ D(a1, ..., aN)} ↦
    v = 0; lp_v = log p_D(v | a1, ..., aN)}2
```

The handler `log_prob_at_0` handles statements of the form $v \sim \mathcal{D}(a_1, \dots, a_N)$. Such statements normally mean “sample a random variable from the distribution $\mathcal{D}(a_1, \dots, a_N)$ and record its value in v ”. However, when executed in the context of `log_prob_at_0` (we write `with log_prob_at_0 handle model`), statements that contain random-variable constructions are *handled* by setting the value of the variable v to 0, then evaluating the log density (or mass) function of $\mathcal{D}(a_1, \dots, a_N)$ at $v = 0$ and recording its value in a new (program) variable `lp_v`.

For example, consider the function implementing Neal’s funnel in [Figure 1b](#). When executed without any context, this function generates two random variables, z and x . When executed in the context of the `log_prob_at_0` handler, it does not generate random variables, but it instead evaluates $\log p_{\mathcal{N}}(z | 0, 3)$ and $\log p_{\mathcal{N}}(x | 0, \exp(z/2))$ ([Figure 1c](#)).

This approach can be extended to produce a function that corresponds to the log joint density (or mass) function of the latent variables of the model. In [§§ B.1](#), we give the pseudo-code implementation of a function `make_log_joint`, which takes a model $M(\mathbf{z} | \mathbf{x})$ — that generates latent variables \mathbf{z} and generates and observes data \mathbf{x} — and returns the function $f(\mathbf{z}) = \log p(\mathbf{z}, \mathbf{x})$. This is

²Algebraic effects and handlers typically involve passing a continuation within the handler. We make the continuation implicit to stay close to Edward2’s implementation.

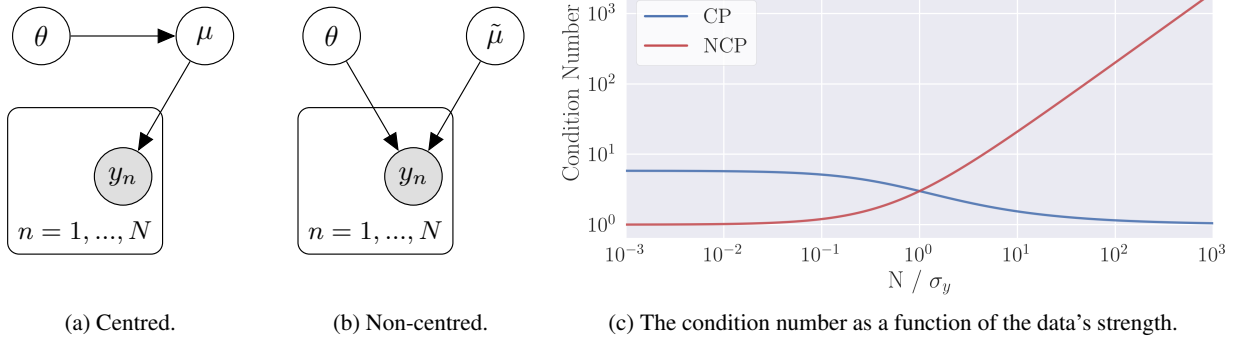


Figure 2. Effects of reparameterising a simple model with known posterior.

a core operation, as it transforms a generative model into a function proportional to the posterior distribution, which can be repeatedly evaluated and automatically differentiated to perform inference.

More generally, effectful operations are operations that can have side effects, e.g. writing to a file. The programming languages literature formalises cases where impure behaviour arises from a set of effectful operations in terms of algebraic effects and their handlers (Plotkin & Power, 2001; Plotkin & Pretnar, 2009; Pretnar, 2015). A concrete implementation for an effectful operation is given in the form of effect handlers, which (similarly to exception handlers) are responsible for resolving the operation. Effect handlers can be used as a powerful abstraction in probabilistic programming, and have been incorporated into recent frameworks such as Pyro and Edward2 (Moore & Gorinova, 2018).

4.2. Model Reparameterisation Using Effect Handlers

Once equipped with an effect handling-based PPL, we can easily construct handlers to perform many model transformations, including model reparameterisation.

Non-centring Handler. `ncp = handler {`
 $v \sim \mathcal{N}(\mu, \sigma), v \notin \text{data} \mapsto \tilde{v} \sim \mathcal{N}(0, 1); v = \mu + \sigma\tilde{v}$

A non-centring handler can be used to non-centre all standardisable³ latent variables in a model. The handler simply applies to statements of the form $v \sim \mathcal{N}(\mu, \sigma)$, where v is not a data variable, and transforms them to $\tilde{v} \sim \mathcal{N}(0, 1)$, $v = \mu + \sigma\tilde{v}$. When nested within a `log_prob` handler (like the one from § 4.1), `log_prob` handles the transformed standard normal statement $\tilde{v} \sim \mathcal{N}(0, 1)$. Thus, `make_log_joint` applied to a model in the `ncp` context

³We focus on Gaussian variables, but non-centring is broadly applicable, e.g. to the location-scale family and random variables that can be expressed as a bijective transformation $z = f_\theta(\tilde{z})$ of a “standardised” variable \tilde{z} .

returns the log joint function of the transformed variables \tilde{z} rather than the original variables z .

For example, `make_log_joint(NealsFunnel(z, x))` gives:

$$\log p(z, x) = \log \mathcal{N}(z \mid 0, 3) + \log \mathcal{N}(x \mid 0, \exp(z/2))$$

`make_log_joint(with ncp handle NealsFunnel(z, x))` corresponds to the function:

$$\log p(\tilde{z}, \tilde{x}) = \log \mathcal{N}(\tilde{z} \mid 0, 1) + \log \mathcal{N}(\tilde{x} \mid 0, 1)$$

where $z = 3\tilde{z}$ and $x = \exp(z/2)\tilde{x}$.

This approach can easily be extended to other parameterisations, including partially centred parameterisations (as shown later in § 5.2), non-centring and whitening multivariate Gaussians, and transforming constrained variables to have unbounded support.

Edward2 Implementation. We implement reparameterisation handlers in Edward2, a deep PPL embedded in Python and TensorFlow (Tran et al., 2018). A model in Edward2 is a Python function that generates random variables. In the core of Edward2 is a special case of effect handling called *interception*. To obtain the joint density of a model, the language provides the function `make_log_joint_fn(model)`⁴, which uses a `log_prob` interceptor (handler) as previously described.

We extend the usage of interception to treat sample statements in one parameterisation as sample statements in another parameterisation (similarly to the `ncp` handler above):

```
def noncentre(rv_fn, **d):
    # Assumes a location-scale family.
    rv_fn = ed.interceptable5(rv_fn)
    rv_std = rv_fn(loc=0, scale=1)
    return d["loc"] + d["scale"] * rv_std
```

⁴Corresponds to `make_log_joint(model)` in our example.

⁵Wrapping the constructor with `ed.interceptable` ensures that we can nest this interceptor in the context of other interceptors.

We use the interceptor by executing a model of interest within the interceptor’s context (using Python’s context managers). This overrides each random variable’s constructor to construct a variable with location 0 and scale 1, and scale and shift that variable appropriately:

```
with ed.interception(noncentre):
    neals_funnel()
```

We present and explain in more detail all interceptors used for this work in [Appendix B](#).

5. Automatic Model Reparameterisation

We introduce two inference strategies that exploit automatic reparameterisation: interleaved Hamiltonian Monte Carlo (iHMC), and the Variationally Inferred Parameterisation (VIP).

5.1. Interleaved Hamiltonian Monte Carlo

Automatic reparameterisation opens up the possibility of algorithms that exploit multiple parameterisations of a single model. We consider *interleaved Hamiltonian Monte Carlo (iHMC)*, which uses two HMC steps to produce each sample from the target distribution: the first step is made in CP, using the original model latent variables, while the second step is made in NCP, using the auxiliary standardised variables. Interleaving MCMC kernels across parameterisations has been explored in previous work on Gibbs sampling (Yu & Meng, 2011; Kastner & Frühwirth-Schnatter, 2014), which demonstrated that CP and NCP steps can be combined to achieve more robust and performant samplers. Our contribution is to make the interleaving automatic and model-agnostic: instead of requiring the user to write multiple versions of their model and a custom inference algorithm, we implement iHMC as a black-box inference algorithm for centred Edward2 models.

Algorithm 1 outlines iHMC. It takes a single centred model $M_{cp}(\mathbf{z} \mid \mathbf{x})$ that defines latent variables \mathbf{z} and generates data \mathbf{x} . It uses the function `make_ncp` to automatically obtain a non-centred version of the model, $M_{ncp}(\tilde{\mathbf{z}} \mid \mathbf{x})$, which defines auxiliary variables $\tilde{\mathbf{z}}$ and function f , such that $\mathbf{z} = f(\tilde{\mathbf{z}})$.

5.2. Variationally Inferred Parameterisation

The best parameterisation for a given model may mix centred and non-centred representations for different variables. To efficiently search the space of reparameterisations, we propose the *variationally inferred parameterisation (VIP)* algorithm, which selects a parameterisation by gradient-based optimisation of a differentiable variational objective. VIP can be used as a pre-processing step to another inference algorithm; as it only changes the parameterisation of the

model, MCMC methods applied to the learned parameterisation maintain their asymptotic guarantees.

Consider a model with latent variables \mathbf{z} . We introduce *parameterisation parameters* $\boldsymbol{\lambda} = (\lambda_i) \in [0, 1]$ for each variable z_i , and transform $z_i \sim \mathcal{N}(z_i \mid \mu_i, \sigma_i)$ by defining $\tilde{z}_i \sim \mathcal{N}(\lambda_i \mu_i, \sigma_i^{\lambda_i})$ and $z_i = \mu_i + \sigma_i^{1-\lambda_i}(\tilde{z}_i - \lambda_i \mu_i)$. This defines a continuous relaxation that includes NCP as the special case $\boldsymbol{\lambda} = 0$ and CP as $\boldsymbol{\lambda} = 1$. More generally, it supports a combinatorially large class of per-variable and partial centring.

Example. Recall the example model from Section 3, which defines the joint density $p(\theta, \mu, \mathbf{y}) = \mathcal{N}(\theta \mid 0, 1) \times \mathcal{N}(\mu \mid \theta, \sigma_\mu) \times \mathcal{N}(\mathbf{y} \mid \mu, \sigma)$. Using the parameterisation above to reparameterise μ , we get:

$$p(\theta, \hat{\mu}, \mathbf{y}) = \mathcal{N}(\theta \mid 0, 1) \times \mathcal{N}(\hat{\mu} \mid \lambda\theta, \sigma_\mu^\lambda) \\ \times \mathcal{N}(\mathbf{y} \mid \theta + \sigma_\mu^{1-\lambda}(\hat{\mu} - \lambda\theta), \sigma)$$

Similarly to before, we analytically derive an expression for the posterior under different values of λ . Figure 4 shows the condition number $\kappa(\lambda)$ of the diagonally preconditioned posterior, for different values of $q = N/\sigma^2$ with fixed prior scale $\sigma_\mu = 1$. As expected, when the data is weak ($q = 0.01$), setting the parameterisation parameter λ to be close to 0 (NCP), results in a better conditioned posterior than setting it close to 1 (CP), and conversely for strong data ($q = 100$). More interestingly, in intermediate cases ($q = 1$) the optimal value for λ is truly between 0 and 1, yielding a modest but real improvement over the extreme points.

Optimisation. For a general model with latent variables \mathbf{z} and data \mathbf{x} , we aim to choose the parameterisation $\boldsymbol{\lambda}$ under which the posterior $p(\tilde{\mathbf{z}} \mid \mathbf{x}; \boldsymbol{\lambda})$ is “most like” an independent normal distribution. A natural objective to minimise is $\text{KL}(q(\tilde{\mathbf{z}}; \boldsymbol{\theta}) \parallel p(\tilde{\mathbf{z}} \mid \mathbf{x}; \boldsymbol{\lambda}))$, where $q(\tilde{\mathbf{z}}; \boldsymbol{\theta}) = \mathcal{N}(\tilde{\mathbf{z}} \mid \boldsymbol{\mu}, \text{diag}(\boldsymbol{\sigma}))$ is an independent normal model with *variational parameters* $\boldsymbol{\theta} = (\boldsymbol{\mu}, \boldsymbol{\sigma})$. Minimising this divergence corresponds to maximising a variational lower bound, the ELBO (Bishop, 2006):

$$\mathcal{L}(\boldsymbol{\theta}, \boldsymbol{\lambda}) = \mathbb{E}_{q(\tilde{\mathbf{z}}; \boldsymbol{\theta})} (\log p(\mathbf{x}, \tilde{\mathbf{z}}; \boldsymbol{\lambda}) - \log q(\tilde{\mathbf{z}}; \boldsymbol{\theta}))$$

Note that the auxiliary parameters $\boldsymbol{\lambda}$ are not statistically identifiable: the marginal likelihood $\log p(\mathbf{x}; \boldsymbol{\lambda}) = \log p(\mathbf{x})$ is constant with respect to $\boldsymbol{\lambda}$. However, the computational properties of the reparameterised models differ, and the variational bound will prefer models for which the posterior is close in KL to a diagonal normal. Our key hypothesis (which the results in Figure 6 seem to support) is that diagonal-normal approximability is a good proxy for MCMC sampling efficiency.

To search for a good model reparameterisation, we optimise $\mathcal{L}(\boldsymbol{\theta}, \boldsymbol{\lambda})$ using stochastic gradients to simultaneously fit the

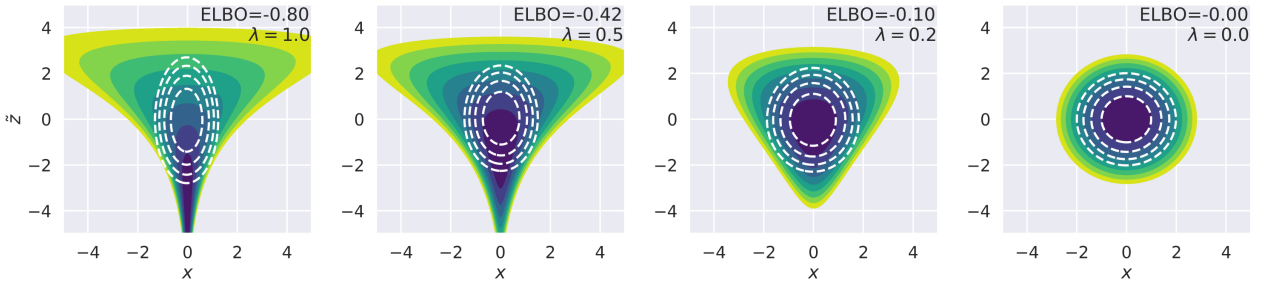
Automatic Reparameterisation of Probabilistic Programs

Algorithm 1: Interleaved Hamiltonian Monte Carlo

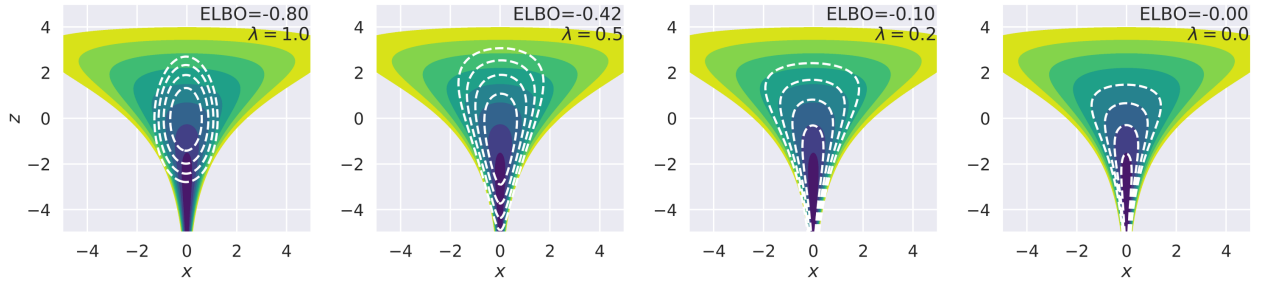
Arguments: data \mathbf{x} ; a centred model $M_{cp}(\mathbf{z} \mid \mathbf{x})$
Returns: S samples $\mathbf{z}^{(1)}, \dots, \mathbf{z}^{(S)}$ from $p(\mathbf{z} \mid \mathbf{x})$
1: $M_{ncp}(\tilde{\mathbf{z}} \mid \mathbf{x}), f = \text{make_ncp}(M_{cp}(\mathbf{z} \mid \mathbf{x}))$
2: $\log p_{cp} = \text{make_log_joint}(M_{cp}(\mathbf{z} \mid \mathbf{x}))$
3: $\log p_{ncp} = \text{make_log_joint}(M_{ncp}(\tilde{\mathbf{z}} \mid \mathbf{x}))$
4:
5: $\mathbf{z}_0 = \text{init}()$
6: **for** $s \in [1, \dots, S]$ **do**
7: $\mathbf{z}' = \text{hmc_step}(\log p_{cp}, \mathbf{z}^{(s-1)})$
8: $\mathbf{z}'' = \text{hmc_step}(\log p_{ncp}, f^{-1}(\mathbf{z}'))$
9: $\mathbf{z}^{(s)} = f(\mathbf{z}'')$
10: **return** $\mathbf{z}^{(1)}, \dots, \mathbf{z}^{(S)}$

Algorithm 2: Variationally Inferred Parameterisation

Arguments: data \mathbf{x} ; a centred model $M_{cp}(\mathbf{z} \mid \mathbf{x})$
Returns: S samples $\mathbf{z}^{(1)}, \dots, \mathbf{z}^{(S)}$ from $p(\mathbf{z} \mid \mathbf{x})$
1: $M_{vip}(\tilde{\mathbf{z}} \mid \mathbf{x}; \lambda), f = \text{make_vip}(M_{cp}(\mathbf{z} \mid \mathbf{x}))$
2: $\log p(\mathbf{x}, \tilde{\mathbf{z}}) = \text{make_log_joint}(M_{vip}(\tilde{\mathbf{z}} \mid \mathbf{x}; \lambda))$
3:
4: $Q(\tilde{\mathbf{z}}; \theta) = \text{make_variational}(M_{vip}(\tilde{\mathbf{z}} \mid \mathbf{x}; \lambda))$
5: $\log q(\tilde{\mathbf{z}}; \theta) = \text{make_log_joint}(q(\tilde{\mathbf{z}}; \theta))$
6:
7: $\mathcal{L}(\theta, \lambda) = \mathbb{E}_q(\log p(\mathbf{x}, \tilde{\mathbf{z}}; \lambda)) - \mathbb{E}_q(\log q(\tilde{\mathbf{z}}; \theta))$
8: $\theta^*, \lambda^* = \text{argmax} \mathcal{L}(\theta, \lambda)$
9: $\log p(\mathbf{x}, \tilde{\mathbf{z}}) = \text{make_log_joint}(M_{vip}(\tilde{\mathbf{z}} \mid \mathbf{x}; \lambda^*))$
10: $\mathbf{z}^{(1)}, \dots, \mathbf{z}^{(S)} = \text{hmc}(\log p)$
11: **return** $f(\mathbf{z}^{(1)}), \dots, f(\mathbf{z}^{(S)})$



(a) Different parameterisations λ of the funnel, with mean-field normal variational fit $q(\tilde{\mathbf{z}})$ (overlaid in white).



(b) Alternative view as implicit variational distributions $q_\lambda^*(\mathbf{z})$ (overlaid in white) on the original space.

Figure 3. Neal's funnel: $z \sim N(0, 3)$; $x \sim N(0, e^{z/2})$, with mean-field normal variational fit overlaid.

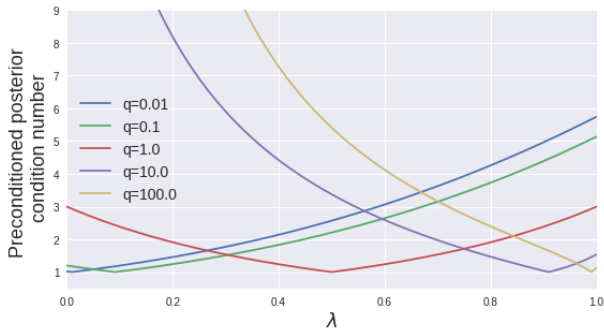


Figure 4. The condition number $\kappa(\lambda)$ for varying $q = N/\sigma^2$ and $\sigma_\mu = 1$ in the simple model from Section 3.

variational distribution q to the posterior p and optimise the shape of that posterior. Figure 3a provides a visual example: an independent normal variational distribution is a poor fit to the pathological geometry of a centred Neal's funnel, but non-centring leads to a well-conditioned posterior, where the variational distribution is a perfect fit. In general settings where the reparameterised model is not exactly Gaussian, sampling-based inference can be used to refine the posterior; we apply VIP as a preprocessing step for HMC (summarised in Algorithm 2). Both the reparameterisation and the construction of the variational model q are implemented as automatic program transformations using Edward2's interceptors.

An alternate interpretation of VIP is that it expands a variational family to a more expressive family capable of rep-

representing prior dependence. Letting $\mathbf{z} = f_\lambda(\tilde{\mathbf{z}})$ represent the partial centring transformation, an independent normal family $q(\tilde{\mathbf{z}})$ on the transformed model corresponds to an implicit posterior $q_\lambda^*(\mathbf{z}) = q(\tilde{\mathbf{z}} = f_\lambda^{-1}(\mathbf{z})) |\det J_{f_\lambda^{-1}}(\mathbf{z})|$ on the original model variables. Under this interpretation, λ are variational parameters that serve to add freedom to the variational family, allowing it to interpolate from independent normal (at $\lambda_i = 1$, Figure 3b left) to a representation that captures the exact prior dependence structure of the model (at $\lambda_i = 0$, Figure 3b right).

6. Experiments

We evaluate the usefulness of our approach as a robust and fully automatic alternative to manual reparameterisation. We compare our methods to HMC ran on fully centred or fully non-centred models, one of which often gives catastrophically bad results. Our results show not only that VIP improves robustness by avoiding catastrophic reparameterisations, but also that it sometimes finds a parameterisation that is better than both the fully centred and fully non-centred alternatives.

6.1. Models and Datasets

We evaluate our proposed approaches by using Hamiltonian Monte Carlo to sample from the posterior of hierarchical Bayesian models on several datasets:

Eight schools (Rubin, 1981): estimating the treatment effects θ_i of a course taught at each of $i = 1 \dots 8$ schools, given test scores y_i and standard errors σ_i :

$$\begin{aligned} \mu &\sim \mathcal{N}(0, 5) & \log \tau &\sim \mathcal{N}(0, 5) \\ \theta_i &\sim \mathcal{N}(\mu, \tau) & y_i &\sim \mathcal{N}(\theta_i, \sigma_i) \end{aligned}$$

Radon (Gelman & Hill, 2006): hierarchical linear regression, in which the radon level r_i in a home i in county c is modelled as a function of the (unobserved) county-level effect m_c , the county uranium reading u_c , and x_i , the number of floors in the home:

$$\begin{aligned} \mu, a, b &\sim \mathcal{N}(0, 1) & m_c &\sim \mathcal{N}(\mu + au_c, 1) \\ \log r_i &\sim \mathcal{N}(m_{c[i]} + bx_i, \sigma) \end{aligned}$$

German credit (Dua & Graff, 2017): logistic regression; hierarchical prior on coefficient scales:

$$\begin{aligned} \log \tau_0 &\sim \mathcal{N}(0, 10) & \log \tau_i &\sim \mathcal{N}(\log \tau_0, 1) \\ \beta_i &\sim \mathcal{N}(0, \tau_i) & y &\sim \text{Bernoulli}(\sigma(\beta X^T)) \end{aligned}$$

Election '88 (Gelman & Hill, 2006): logistic model of 1988 US presidential election outcomes by county, given demographic covariates \mathbf{x}_i and state-level effects α_s :

$$\begin{aligned} \beta_d &\sim \mathcal{N}(0, 100) & \mu &\sim \mathcal{N}(0, 100) & \log \tau &\sim \mathcal{N}(0, 10) \\ \alpha_s &\sim \mathcal{N}(\mu, \tau) & y_i &\sim \text{Bernoulli}(\sigma(\alpha_{s[i]} + \beta^T \mathbf{x}_i)) \end{aligned}$$

Electric Company (Gelman & Hill, 2006): paired causal analysis of the effect of viewing an educational TV show on each of 192 classrooms over $G = 4$ grades. The classrooms were divided into $P = 96$ pairs, and one class in each pair was treated ($x_i = 1$) at random:

$$\begin{aligned} \mu_g &\sim \mathcal{N}(0, 1) & a_p &\sim \mathcal{N}(\mu_{g[p]}, 1) & b_g &\sim \mathcal{N}(0, 100) \\ \log \sigma_g &\sim \mathcal{N}(0, 1) & y_i &\sim \mathcal{N}(a_{p[i]} + b_{g[i]}x_i, \sigma_{g[i]}) \end{aligned}$$

6.2. Algorithms and Experimental Details

For each model and dataset, we compare our methods, interleaved HMC (iHMC) and VIP-HMC, with baselines of running HMC on either fully centred (CP-HMC) or fully non-centred (NCP-HMC) models. We initialise each HMC chain with samples from an independent Gaussian variational posterior, and use the posterior scales as a diagonal preconditioner; for VIP-HMC this variational optimisation also includes the parameterisation parameters λ . All variational optimisations were run for the same number of steps, so they were a fixed cost across all methods except iHMC (which depends on preconditioners for both the centred and non-centred transition kernels). The HMC step size and number of leapfrog steps were tuned following the procedures described in Appendix C, which also contains additional details of the experimental setup.

We report the average effective sample size per 1000 gradient evaluations (ESS/∇), with standard errors computed from 200 chains. We use gradient evaluations, rather than wallclock time, as they are the dominant operation in both HMC and VI and are easier to measure reliably; in practice, the wallclock times we observed per gradient evaluation did not differ significantly between methods. This is not surprising, since the (minimal) overhead of interception is incurred only once at graph-building time. This metric is a direct evaluation of the sampler; we do not count the gradient steps taken during the initial variational optimization.

In addition to effective sample size, we also directly examined the convergence of posterior moments for each method. This yielded similar qualitative conclusions to the results we report here; more analysis can be found in Appendix D.

6.3. Results

Figures 5 and 6 show the results of the experiments. In most cases, either the centred or non-centred parameterisation works well, while the other does not. An exception is the German credit dataset, where both CP-HMC and NCP-HMC give a small ESS: 1.2 ± 0.2 or 1.3 ± 0.2 ESS/ ∇ respectively.

iHMC. Across the datasets in both figures, we see that iHMC is a robust alternative to CP-HMC and NCP-HMC. Its performance is always within a factor of two of the best of CP-HMC and NCP-HMC, and sometimes better. In

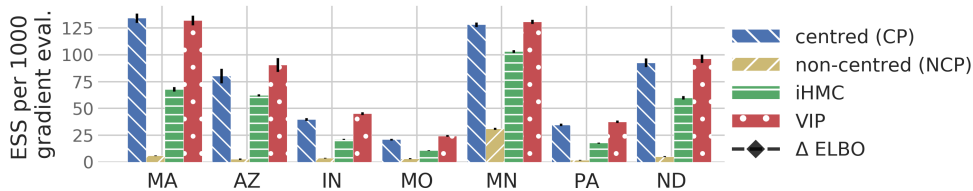


Figure 5. Effective sample size and 95% confidence intervals for the radon model across US states.

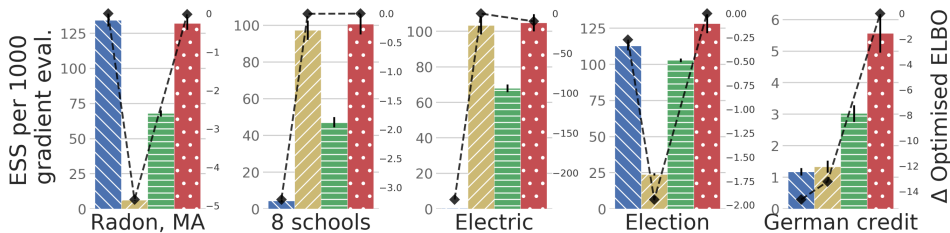


Figure 6. Effective sample size (w/ 95% intervals) and the optimised ELBO across several models.

addition to being robust, iHMC can sometimes navigate the posterior more efficiently than either of CP-HMC and NCP-HMC can: in the case of German credit, it performs better than both (3.0 ± 0.2 ESS/ ∇).

VIP. Performance of VIP-HMC is typically as good as the better of CP-HMC and NCP-HMC, and sometimes better. On the German credit dataset, it achieves 5.6 ± 0.6 ESS/ ∇ , more than three times the rate of CP-HMC and NCP-HMC, and significantly better than iHMC. Figure 6 shows the correspondence between the optimised mean-field ELBO and the effective sampling rate. We see that parameterizations with higher ELBOs tend to yield better samplers, which supports the ELBO as a reasonable predictor of the conditioning of a model.

We show some of the parameterisations that VIP finds in Figure 7. VIP’s behaviour appears reasonable: for most datasets we looked at, VIP finds the “correct” global parameterisation: most parameterisation parameters are set to either 0 or 1 (Figure 7, left). In the cases where a global parameterisation is not optimal (e.g. radon MO, radon PA and, most notably, German credit), VIP finds a mixed parameterisation, combining centred, non-centred, and partially centred variables (Figure 7, centre and right). These examples demonstrate the significance of the effect that automatic reparameterisation can have on the quality of inference: manually finding an adequate parameterisation in the German credit case would, at best, require unreasonable amount of hand tuning, while VIP finds such parameterisation automatically.

It is interesting to examine the shape of the posterior land-

scape under different parameterisations. Figure 8 shows typical marginals of the German credit model. In the centred case, the geometry is funnel-like both in the prior (in grey) and the posterior (in red). In the non-centred case, the prior is an independent Gaussian, but the posteriors still possess significant curvature. The partially centred parameterisations chosen by VIP appear to yield more favourable posterior geometry, where the change in curvature is smaller than that present in the CP and NCP cases.

A practical lesson from our experiments is that while the ELBO appears to correlate with sampler quality, they are not necessarily equally sensitive. A variational model that gives zero mass to half of the posterior is only $\log 2$ away from perfect in the ELBO, but the corresponding sampler may be quite bad. We found it helpful to estimate the ELBO with a relatively large number (tens to hundreds, we used 256) of Monte Carlo samples. As with most variational methods, the VIP optimisation is nonconvex in general, and local optima are also a concern. We occasionally encountered local optima during development, though we found VIP to be generally well-behaved on models for which simpler optimisations are well-behaved. In a practical implementation, one might detect optimization failure by comparing the VIP ELBO to those obtained from fixed parameterizations; for modest-sized models, a deep PPL can often run multiple such optimizations in parallel at minimal cost.

7. Discussion

Our results demonstrate that automated reparameterisation of probabilistic models is practical, and enables inference algorithms that can in some cases find parameterisations




Figure 7. A heat map of VIP parameterisations. Each square represents the obtained using VIP parameterisation parameter λ associated with a different latent variable in the model(s) (e.g. top left corner of German credit corresponds to $\lambda_{\log \tau_1}$). Light regions correspond to CP and dark regions to NCP.

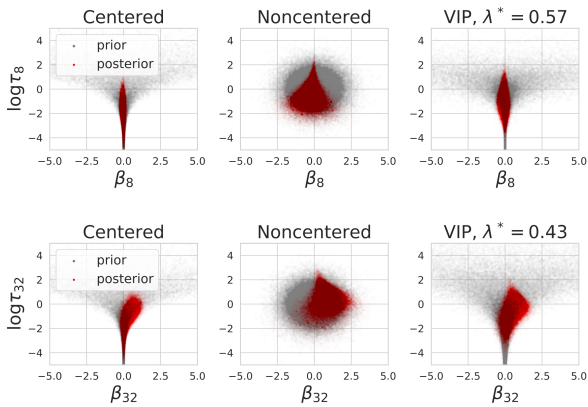


Figure 8. Selected prior and posterior marginals under different parameterisations of the German credit model.

even better than those a human could realistically express. These techniques allow modellers to focus on expressing statistical assumptions, leaving computation to the computer. We view the methods in this paper as exciting proofs of concept, and hope that they will inspire additional work in this space.

Like all variational methods, VIP assumes the posterior can be approximated by a particular functional form; in this case, independent Gaussians ‘pulled back’ through the non-centring transform. If this family of posteriors does not contain a reasonable approximation of the true posterior, then VIP will not be effective at whitening the posterior geometry. Some cases where this might happen include models where difficult geometry arises from heavy-tailed components (for example, $x \sim \text{Cauchy}(0, 1); y \sim \text{Cauchy}(x, 1)$), or when the true posterior has structured dependencies that are not well captured by partial centring (for example, many time-series). Such cases can likely be handled by optimising over augmented families of reparameterisations, and designing such families is an interesting topic for future work.

While we focus on reparameterising hierarchical models naturally written in centred form, the inverse transformation—detecting and exploiting implicit hierarchical structure in models expressed as algebraic equations—is an important

area of future work. This may be compatible with recent trends exploring the use of symbolic algebra systems in PPL runtimes (Narayanan et al., 2016; Hoffman et al., 2018). We also see promise in automating reparameterisations of heavy-tailed and multivariate distributions, and in designing new inference algorithms to exploit these capabilities.

Acknowledgements

We thank the anonymous reviewers for their useful comments and suggestions. Maria Gorinova was supported in part by the EPSRC Centre for Doctoral Training in Data Science, funded by the UK Engineering and Physical Sciences Research Council (grant EP/L016427/1) and the University of Edinburgh.

REFERENCES

- Andrieu, C. and Thoms, J. A tutorial on adaptive MCMC. *Statistics and computing*, 18(4):343–373, 2008.
- Betancourt, M. and Girolami, M. Hamiltonian Monte Carlo for hierarchical models. *Current trends in Bayesian methodology with applications*, 79:30, 2015.
- Bishop, C. M. *Pattern recognition and machine learning*. Springer, 2006.
- Blei, D. M. Build, compute, critique, repeat: Data analysis with latent variable models. *Annual Review of Statistics and Its Application*, 1:203–232, 2014.
- Cusumano-Towner, M. F., Saad, F. A., Lew, A. K., and Mansinghka, V. K. Gen: A general-purpose probabilistic programming system with programmable inference. In *Proceedings of the 40th ACM SIGPLAN Conference on Programming Language Design and Implementation, PLDI 2019*, pp. 221–236, 2019. doi: 10.1145/3314221.3314642.
- Dua, D. and Graff, C. UCI machine learning repository, 2017. URL <http://archive.ics.uci.edu/ml>.
- Gehr, T., Misailovic, S., and Vechev, M. PSI: Exact symbolic inference for probabilistic programs. In *International Conference on Computer Aided Verification*, pp. 62–83. Springer, 2016.
- Gehr, T., Steffen, S., and Vechev, M. λ PSI: Exact inference for higher-order probabilistic programs. In *Proceedings of the 41st ACM SIGPLAN Conference on Programming Language Design and Implementation*, pp. 883–897, 2020.
- Gelman, A. and Hill, J. *Data analysis using regression and multilevel/hierarchical models*. Cambridge university press, 2006.

- Gorinova, M. I., Gordon, A. D., and Sutton, C. Probabilistic programming with densities in SlicStan: Efficient, flexible, and deterministic. *Proceedings of the ACM on Programming Languages*, 3(POPL):35, 2019.
- Hoffman, M., Sountsov, P., Dillon, J. V., Langmore, I., Tran, D., and Vasudevan, S. NeuTra-lizing bad geometry in Hamiltonian Monte Carlo using neural transport. *arXiv preprint arXiv:1903.03704*, 2019.
- Hoffman, M. D., Johnson, M., and Tran, D. Autoconj: Recognizing and exploiting conjugacy without a domain-specific language. In *Neural Information Processing Systems*, 2018.
- Kastner, G. and Frühwirth-Schnatter, S. Ancillarity-sufficiency interweaving strategy (ASIS) for boosting MCMC estimation of stochastic volatility models. *Computational Statistics & Data Analysis*, 76:408–423, 2014.
- Kingma, D. P. and Ba, J. Adam: A method for stochastic optimization. *arXiv preprint arXiv:1412.6980*, 2014.
- Kingma, D. P. and Welling, M. Auto-encoding variational Bayes. *arXiv preprint arXiv:1312.6114*, 2013.
- Moore, D. and Gorinova, M. I. Effect handling for composable program transformations in Edward2. *International Conference on Probabilistic Programming*, 2018. URL <https://arxiv.org/abs/1811.06150>.
- Narayanan, P., Carette, J., Romano, W., Shan, C., and Zinkov, R. Probabilistic inference by program transformation in Hakaru (system description). In *International Symposium on Functional and Logic Programming - 13th International Symposium, FLOPS 2016, Kochi, Japan, March 4-6, 2016, Proceedings*, pp. 62–79. Springer, 2016. doi: 10.1007/978-3-319-29604-3_5. URL http://dx.doi.org/10.1007/978-3-319-29604-3_5.
- Neal, R. M. Slice sampling. *The Annals of Statistics*, 31(3): 705–741, 2003. ISSN 00905364. URL <http://www.jstor.org/stable/3448413>.
- Papaspiliopoulos, O., Roberts, G. O., and Sköld, M. A general framework for the parametrization of hierarchical models. *Statistical Science*, pp. 59–73, 2007.
- Parno, M. D. and Marzouk, Y. M. Transport map accelerated Markov chain Monte Carlo. *SIAM/ASA Journal on Uncertainty Quantification*, 6(2):645–682, 2018. doi: 10.1137/17M1134640. URL <https://doi.org/10.1137/17M1134640>.
- Plotkin, G. and Power, J. Adequacy for algebraic effects. In Honsell, F. and Miculan, M. (eds.), *Foundations of Software Science and Computation Structures*, pp. 1–24, Berlin, Heidelberg, 2001. Springer Berlin Heidelberg. ISBN 978-3-540-45315-4.
- Plotkin, G. and Pretnar, M. Handlers of algebraic effects. In Castagna, G. (ed.), *Programming Languages and Systems*, pp. 80–94, Berlin, Heidelberg, 2009. Springer Berlin Heidelberg. ISBN 978-3-642-00590-9.
- Pretnar, M. An introduction to algebraic effects and handlers. Invited tutorial paper. *Electronic Notes in Theoretical Computer Science*, 319:19 – 35, 2015. ISSN 1571-0661. The 31st Conference on the Mathematical Foundations of Programming Semantics (MFPS XXXI).
- Rubin, D. B. Estimation in parallel randomized experiments. *Journal of Educational Statistics*, 6(4):377–401, 1981. ISSN 03629791. URL <http://www.jstor.org/stable/1164617>.
- Stan Development Team et al. Stan modelling language users guide and reference manual. *Technical report*, 2016. https://mc-stan.org/docs/2_19/stan-users-guide/.
- Tran, D., Hoffman, M. D., Vasudevan, S., Suter, C., Moore, D., Radul, A., Johnson, M., and Saurous, R. A. Simple, distributed, and accelerated probabilistic programming. 2018. URL <https://arxiv.org/abs/1811.02091>. Advances in Neural Information Processing Systems.
- Uber AI Labs. Pyro: A deep probabilistic programming language, 2017. <http://pyro.ai/>.
- Yao, Y., Vehtari, A., Simpson, D., and Gelman, A. Yes, but did it work?: Evaluating variational inference. *arXiv preprint arXiv:1802.02538*, 2018.
- Yu, Y. and Meng, X.-L. To center or not to center: That is not the question—an ancillarity–sufficiency interweaving strategy (ASIS) for boosting MCMC efficiency. *Journal of Computational and Graphical Statistics*, 20(3):531–570, 2011.
- Zinkov, R. and Shan, C. Composing inference algorithms as program transformations. In Elidan, G., Kersting, K., and Ihler, A. T. (eds.), *Proceedings of the Thirty-Third Conference on Uncertainty in Artificial Intelligence, UAI 2017, Sydney, Australia, August 11-15, 2017*. AUAI Press, 2017.

A. Derivation of the Condition Number of the Posterior for a Simple Model

Centred Parameterisation

$$\begin{aligned}\theta &\sim \mathcal{N}(0, 1) & \mu &\sim \mathcal{N}(\theta, \sigma_\mu) \\ y_n &\sim \mathcal{N}(\mu, \sigma) \text{ for all } n \in 1 \dots N\end{aligned}$$

Non-centred Parameterisation

$$\begin{aligned}\theta &\sim \mathcal{N}(0, 1) & \tilde{\mu} &\sim \mathcal{N}(0, 1) \\ y_n &\sim \mathcal{N}(\theta + \sigma_\mu \tilde{\mu}, \sigma) \text{ for all } n \in 1 \dots N\end{aligned}$$

As the Gaussian distribution is self-conjugate, the posterior distribution (given \mathbf{x}) in each case (centred or non-centred) is also a Gaussian distribution, whose shape is entirely specified by a covariance matrix V . To quantify the quality of each parameterisation, we investigate the condition number κ of the posterior covariance matrix in each case under the best diagonal preconditioner.

We do this in three steps:

1. We derive the covariance matrices V_{CP} and V_{NCP} , such that $p(\mu, \theta | \mathbf{y}) = \mathcal{N}(\mu, \theta | \mathbf{m}_{\text{CP}}, V_{\text{CP}})$ and $p(\tilde{\mu}, \theta | \mathbf{y}) = \mathcal{N}(\tilde{\mu}, \theta | \mathbf{m}_{\text{NCP}}, V_{\text{NCP}})$ (Equation 1 and Equation 2).
2. We find the best diagonal preconditioners D_{CP}^* and D_{NCP}^* : for $\text{P} = \text{CP}, \text{NCP}$, that is $D_{\text{P}}^* = \arg \min_D (\lambda_{\text{P}}^{(2)} / \lambda_{\text{P}}^{(1)})$, where $\lambda_{\text{P}}^{(1)}$ and $\lambda_{\text{P}}^{(2)}$ are the eigenvalues of $U = D^T V_{\text{P}} D$ (Equation 3 and Equation 4).
3. We compare the condition numbers $\kappa_{\text{CP}}(q) = \lambda_{\text{CP}}^{(2)} / \lambda_{\text{CP}}^{(1)}$ and $\kappa_{\text{NCP}}(q) = \lambda_{\text{NCP}}^{(2)} / \lambda_{\text{NCP}}^{(1)}$, where $\lambda_{(n)\text{CP}}^{(i)}$ are the eigenvalues of $U^* = (D^*)^T V D^*$

A.1. Deriving V_{CP} and V_{NCP} : Centred Parameterisation

$$\begin{aligned}p(\mu, \theta | \mathbf{y}) &\propto p(\mu, \theta, \mathbf{y}) \\ &\propto \mathcal{N}(\mu | \theta, \sigma_\mu) \mathcal{N}(\theta | 0, 1) \prod_{n=1}^N \mathcal{N}(y_n | \mu, \sigma) \\ &\propto \exp \left(-\frac{1}{2} \left(\frac{(\mu - \theta)^2}{\sigma_\mu^2} + \theta^2 + \sum_{n=1}^N \frac{(y_n - \mu)^2}{\sigma^2} \right) \right) \\ &\propto \exp \left(-\frac{1}{2} \left(\mu^2 \left(\frac{1}{\sigma_\mu^2} + \frac{N}{\sigma^2} \right) + \theta^2 \left(\frac{1}{\sigma_\mu^2} + 1 \right) \right. \right. \\ &\quad \left. \left. - 2\mu\theta \left(\frac{1}{\sigma_\mu^2} \right) + \mu \left(\frac{-2}{\sigma^2} \sum_{n=1}^N y_n \right) \right) \right)\end{aligned}$$

At the same time, for $A = V_{\text{NCP}}^{-1}$, we have:

$$\begin{aligned}\mathcal{N}(\mu, \theta | \mathbf{m}_{\text{CP}}, V_{\text{CP}}) &\propto \exp \left(-\frac{1}{2} \left(\begin{pmatrix} \mu \\ \theta \end{pmatrix} - \mathbf{m} \right)^T A \left(\begin{pmatrix} \mu \\ \theta \end{pmatrix} - \mathbf{m} \right) \right) \\ &\propto \exp \left(-\frac{1}{2} \left(\mu^2 A_{11} + \theta^2 A_{22} + \mu\theta(2A_{12}) + \mu(-2A_{11}m_1 - 2A_{12}m_2) + \mu^2 A_{11} \theta(-2A_{22}m_2 - 2A_{12}m_1) \right) \right)\end{aligned}$$

Thus, for $q = N/\sigma^2$, we get: $A = \begin{pmatrix} \frac{1}{\sigma_\mu^2} + q & -\frac{1}{\sigma_\mu^2} \\ -\frac{1}{\sigma_\mu^2} & \frac{1}{\sigma_\mu^2} + 1 \end{pmatrix}$

And therefore:

$$V_{\text{CP}} = \frac{1}{\sigma_\mu^2 q + q + 1} \begin{pmatrix} 1 + \sigma_\mu^2 & 1 \\ 1 & q\sigma_\mu^2 + 1 \end{pmatrix} \quad (1)$$

A.2. Deriving V_{CP} and V_{NCP} : Non-centred Parameterisation

Like in the previous subsection, we have:

$$\begin{aligned}p(\epsilon, \theta | \mathbf{y}) &\propto p(\epsilon, \theta, \mathbf{y}) \\ &\propto \mathcal{N}(\epsilon | 0, 1) \mathcal{N}(\theta | 0, 1) \prod_{n=1}^N \mathcal{N}(y_n | \sigma_\mu \epsilon + \theta, \sigma) \\ &\propto \exp \left(-\frac{1}{2} \left((\epsilon^2 + \theta^2 + \sum_{n=1}^N \frac{(y_n - \sigma_\mu \epsilon - \theta)^2}{\sigma^2}) \right) \right) \\ &\propto \exp \left(-\frac{1}{2} \left(\epsilon^2 \left(1 + \frac{N\sigma_\mu^2}{\sigma^2} \right) + \theta^2 \left(1 + \frac{N}{\sigma^2} \right) + \epsilon\theta \left(\frac{2N\sigma_\mu}{\sigma^2} \right) + \epsilon \left(\frac{-2\sigma_\mu \sum y_n}{\sigma^2} \right) + \theta \left(\frac{-2 \sum y_n}{\sigma^2} \right) \right) \right)\end{aligned}$$

Similarly to before, we derive $A = \begin{pmatrix} \sigma_\mu^2 q + 1 & \sigma_\mu q \\ \sigma_\mu q & q + 1 \end{pmatrix}$, and therefore:

$$V_{\text{NCP}} = \frac{1}{\sigma_\mu^2 q + q + 1} \begin{pmatrix} q + 1 & -\sigma_\mu q \\ -\sigma_\mu q & \sigma_\mu^2 q + 1 \end{pmatrix} \quad (2)$$

A.3. The best diagonal preconditioner

Consider a diagonal preconditioner $D = \begin{pmatrix} d & 0 \\ 0 & 1 \end{pmatrix}$. The best diagonal preconditioner D^* of V is such that:

$$D^* = \arg \min_D (\lambda_2/\lambda_1) \text{ where } \lambda_1, \lambda_2 \text{ are the eigenvalues of } U = D^T V D$$

Firstly, in terms of the covariance matrix in the centred case, we have:

$$\begin{aligned} U &= D^T V_{\text{CP}} D \\ &= \begin{pmatrix} d & 0 \\ 0 & 1 \end{pmatrix} \begin{pmatrix} \frac{1}{\sigma_\mu^2 q + q + 1} & & \\ & 1 + \sigma_\mu^2 & 1 \\ & 1 & q\sigma_\mu^2 + 1 \end{pmatrix} \begin{pmatrix} d & 0 \\ 0 & 1 \end{pmatrix} \\ &= \frac{1}{\sigma_\mu^2 q + q + 1} \begin{pmatrix} (1 + \sigma_\mu^2)d^2 & & \\ & d & \\ & & q\sigma_\mu^2 + 1 \end{pmatrix} \end{aligned}$$

The solutions of $\det(U - \lambda I) = 0$ are the solutions of:

$$((1 + \sigma_\mu^2)d^2 - \lambda(\sigma_\mu^2 q + q + 1))(q\sigma_\mu^2 + 1 - \lambda(\sigma_\mu^2 q + q + 1)) = d^2$$

which, after simplification, becomes:

$$(\sigma_\mu^2 q + q + 1)\lambda^2 - (\sigma_\mu^2 q + 1 + d^2(\sigma_\mu^2 + 1))\lambda + d^2\sigma_\mu^2 = 0$$

We want to find d that minimises λ_2/λ_1 . Let $u = d^2$. We are looking for u , such that $\frac{\partial}{\partial u} \frac{\lambda_2}{\lambda_1} = 0$, in order to find $d_{\text{CP}}^* = \arg \min_d (\lambda_2/\lambda_1)$. By expanding and simplifying we get:

$$2 \frac{\partial}{\partial u} (\sigma_\mu^2 q + 1 + u(\sigma_\mu^2 + 1)) = (\sigma_\mu^2 q + 1 + u(\sigma_\mu^2 + 1))/u$$

And thus:

$$d_{\text{CP}}^* = \sqrt{u} = \sqrt{\frac{\sigma_\mu^2 q + 1}{\sigma_\mu^2 + 1}} \quad (3)$$

We obtain the best diagonal preconditioner $D_{\text{NCP}}^* = \begin{pmatrix} d_{\text{NCP}}^* & 0 \\ 0 & 1 \end{pmatrix}$ in a similar manner, finally getting:

$$d_{\text{NCP}}^* = \sqrt{u} = \sqrt{\frac{\sigma_\mu^2 q + 1}{q + 1}} \quad (4)$$

A.4. The Condition Numbers κ_{CP} and κ_{NCP}

Finally, we substitute d_{CP}^* and d_{NCP}^* in the respective eigenvalue equations to derive the condition number in each case:

$$\begin{aligned} \kappa_{\text{CP}} &= \lambda_2^{(\text{CP})} / \lambda_1^{(\text{CP})} \\ &= \frac{\sigma_\mu^2 q + 1 + \sqrt{(\sigma_\mu^2 q + 1)^2 - \sigma_\mu^2 (\sigma_\mu^2 q + q + 1)(\sigma_\mu^2 q + 1)/(v+1)}}{\sigma_\mu^2 q + 1 - \sqrt{(\sigma_\mu^2 q + 1)^2 - \sigma_\mu^2 (\sigma_\mu^2 q + q + 1)(\sigma_\mu^2 q + 1)/(v+1)}} \quad (5) \end{aligned}$$

$$\begin{aligned} \kappa_{\text{NCP}} &= \lambda_2^{(\text{NCP})} / \lambda_1^{(\text{NCP})} \\ &= \frac{\sigma_\mu^2 q + 1 + \sqrt{(\sigma_\mu^2 q + 1)^2 - \sigma_\mu^2 (\sigma_\mu^2 q + q + 1)(\sigma_\mu^2 q + 1)/(q+1)}}{\sigma_\mu^2 q + 1 - \sqrt{(\sigma_\mu^2 q + 1)^2 - \sigma_\mu^2 (\sigma_\mu^2 q + q + 1)(\sigma_\mu^2 q + 1)/(q+1)}} \quad (6) \end{aligned}$$

B. Interceptors

Interceptors can be used as a powerful abstractions in a probabilistic programming systems, as discussed previously by Moore & Gorinova (2018), and shown by both Pyro and Edward2. In particular, we can use interceptors to automatically reparameterise a model, as well as to specify variational families. In this section, we show Edward2 pseudo-code for the interceptors used to implement iHMC and VIP-HMC.

B.1. Make log joint

The following code is an outline of Edward2's implementation of a function that evaluates the log density $\log p(\mathbf{x})$ at some given \mathbf{x} :

```
def make_log_joint_fn(model):
    def log_joint_fn(**kwargs):
        log_prob = 0

        def log_prob_interceptor(
            rv_constructor, **rv_kwargs):
            # Overrides a random variable's value
            # and accumulates its log prob.
            rv_name = rv_kwargs.get("name")
            rv_kwargs["value"] = kwargs.get(rv_name)

            rv = rv_constructor(**rv_kwargs)
            log_prob = log_prob + \
                rv.distribution.log_prob(rv.value)
            return rv

        with ed.interception(
            log_prob_interceptor): model()

        return log_prob
    return log_joint_fn
```

By executing the `model` function in the context of `log_prob_interceptor`, we override each sample statement (a call to a random variable constructor `rv_constructor`), to generate a variable that takes on the value provided in the arguments of `log_joint_fn`. As a side effect, we also accumulate the result of evaluating each variable's prior density at the provided value, which, by the chain rule, gives us the log joint density.

B.2. Non-centred Parameterisation Interceptor

By intercepting every construction of a normal variable (or, more generally, of location-scale family variables), we can

create a standard normal variable instead, and scale and shift appropriately.

```
def ncp_interceptor(rv_constr,
                   **rv_kwargs):
    # Assumes rv_constr is in the
    # location-scale family
    name = rv_kwargs["name"] + "_std"
    rv_std = \
        ed.interceptable6(rv_constr)(
            loc=0, scale=1)
    return rv_kwargs["loc"] + \
        rv_kwargs["scale"] * rv_std
```

Running a model that declares the random variables θ in the context of `ncp_interceptor` will declare a new set of standard normal random variables $\theta^{(\text{std})}$. Nesting this in the context of the `log_prob_interceptor` from ?? will then evaluate the log joint density $\log p(\theta^{(\text{std})})$.

For example, going back to Neal’s funnel, running

```
with ed.interception(
    log_prob_interceptor): neals_funnel()
```

corresponds to evaluating $\log p(z, x) = \log \mathcal{N}(z | 0, 3) + \log \mathcal{N}(x | 0, e^{z/2})$, while running

```
with ed.interception(
    log_prob_interceptor):
    with ed.interception(
        ncp_interceptor): neals_funnel()
```

corresponds to evaluating $\log p(z^{(\text{std})}, x^{(\text{std})}) = \log \mathcal{N}(z^{(\text{std})} | 0, 1) + \log \mathcal{N}(x^{(\text{std})} | 0, 1)$.

B.3. VIP Interceptor

The VIP interceptor is similar to the NCP interceptor. The notable difference is that it creates new learnable TensorFlow variables, which correspond to the parameterisation parameters λ :

```
def vip_interceptor(rv_constr,
                   **rv_kwargs):
    name = rv_kwargs["name"] + "_vip"
    rv_loc = rv_kwargs["loc"]
    rv_scale = rv_kwargs["scale"]

    a = tf.nn.sigmoid(tf.get_variable(
        name + "_a_unconstrained",
        initializer=tf.zeros_like(rv_loc))

    rv_vip = ed.interceptable(rv_constr)(
        loc=a*rv_loc, scale=rv_scale**a)
    return rv_loc + \
        rv_scale**(1-a) * (rv_vip - a*rv_loc)
```

⁶Wrapping the constructor in `with ed.interceptable` ensures that we can nest this interceptor in the context of other interceptors.

B.4. Mean-field Variational Model Interceptor

Finally, we show a mean-field variational family interceptor, which we use both to tune the step sizes for HMC (see Appendix C), and to make use of VIP automatically. The `mfvi_interceptor` simply substitutes each sample statement with sampling from a normal distribution with parameters specified by some fresh variational parameters μ and σ :

```
def vip_interceptor(rv_constructor,
                   **rv_kwargs):
    name = rv_kwargs["name"] + "_q"
    mu = tf.get_variable(name + "_mu")
    sigma = tf.nn.softmax(
        tf.get_variable(
            name + "_sigma"))

    rv_q = ed.interceptable(ed.Normal)(
        loc=mu, scale=sigma, name=name)
    return rv_q
```

C. Details of the Experiments

Algorithms.

- CP-HMC: HMC run on a fully centred model.
- NCP-HMC: HMC run on a fully non-centred model.
- iHMC: interleaved HMC.
- VIP-HMC: HMC run on the model reparameterised as given by VIP.

Each run consists of VI pre-processing and HMC inference.

Variational Inference Pre-processing. We use automatic differentiation to compute stochastic gradients of the ELBO with respect to λ, θ and perform the optimisation using Adam (Kingma & Ba, 2014). We implement the constraint $\lambda_i \in [0, 1]$ using a sigmoid transformation; $\lambda_i = 1 / (1 + \exp(-\tilde{\lambda}_i))$ for $\tilde{\lambda}_i \in \mathbb{R}$.

Prior to running HMC, we also run VI to approximate per-variable initial step sizes (equivalently, a diagonal preconditioning matrix), and to initialise the chains. For each of CP-HMC and NCP-HMC this is just mean-field VI, and for VIP-HMC the VI procedure is VIP.

Each VI method is run for 3000 optimisation steps, and the ELBO is approximated using 256 Monte Carlo samples. We use the Adam optimiser with initial learning rate $\alpha \in [0.02, 0.05, 0.1, 0.2, 0.4]$, decayed to $\alpha/5$ after 1000 steps and $\alpha/20$ after 2000 steps, and returned the result with the highest ELBO.

Hamiltonian Monte Carlo Inference. In each case we run 200 chains for a warm-up period of 2000 steps, followed by 10000 steps each, and report the average effective sample size (ESS) per 1000 gradient evaluations (ESS/∇). Since ESS is naturally estimated from scalar traces, we first estimate per-variable effective sample sizes for each model variable, and take the overall ESS to be the minimum across all variables.

The HMC step size s_t was adapted to target an acceptance probability of 0.75, following a simple update rule

$$\log s_{t+1} = \log s_t + 0.02 \cdot (\mathbb{I}[\alpha_t - 0.75] - \mathbb{I}[0.75 - \alpha_t])$$

where α_t is the acceptance probability of the proposed state at step t (Andrieu & Thoms, 2008). The adaptation runs during the first 1500 steps of the warm-up period, after which we allow the chain to mix towards a stationary distribution.

The number of leapfrog steps is chosen using ‘oracle’ tuning: each sampler is run with logarithmically increasing number of leapfrog steps in $\{1, 2, 4, \dots, 128\}$, and we report the result that maximises ESS/∇ . This is intended to decouple the problem of tuning the number of leapfrog steps from the issues of parameterisation consider in this paper, and ensure that each method is reasonably tuned. For iHMC, we tune a single number of leapfrog steps that is shared across both the CP and NCP substeps.

D. Additional Analysis

In addition to the estimated effective sample sizes, we directly examined posterior moments estimated from each method. Theory implies that the estimated posterior mean and standard deviation should converge to their true values at a rate of $O(\sqrt{N})$, where N is the number of effective samples, so we would expect these results to be broadly consistent with the estimated effective samples sizes in § 6.

For each model, we computed a ‘gold standard’ estimated posterior mean and standard deviation. We first used each method to estimate empirical means and standard deviations for the latent variables, using the full set of 200×10000 samples produced across all chains. We then took the median of each statistic across the four methods, i.e., the mean of the two central values, for our final estimate. This is robust to the case where one of the four methods totally fails to mix—generally because a fully centred or fully noncentred parameterisation is not appropriate—as long as the other methods produce reasonable samples. By inspection, at least three of the four methods agreed closely in all cases, which provides some comfort that our gold standard estimates are reasonable.

Table 1 shows normalized expected error in the posterior statistics estimated by a *single chain* of each method, as a function of the number of gradient steps taken. For each

latent variable z_i , we compute the expected absolute error in the mean, using the running mean $\hat{\mu}_{i,k}^{(:t)}$ estimated from the first t gradient steps of the k th chain, and the gold standard mean μ_i computed as above, to be

$$r_i^{(:t)} = \frac{1}{K} \sum_k \left| \hat{\mu}_{i,k}^{(:t)} - \mu_i \right|$$

where K is the number of chains. We analogously compute expected absolute error in standard deviation by

$$s_i^{(:t)} = \frac{1}{K} \sum_k \left| \hat{\sigma}_{i,k}^{(:t)} - \sigma_i \right|$$

Each model has many latent variables, whose posteriors have different scales. To summarise inference across all variables in a model, we report the mean of the errors normalized by the standard deviation (which we treat as a reasonable representative of the posterior scale for each variable) across all N latent variables,

$$\bar{r}^{(:t)} = \frac{1}{N} \sum_i r_i^{(:t)} / \sigma_i \quad \bar{s}^{(:t)} = \frac{1}{N} \sum_i s_i^{(:t)} / \sigma_i$$

These quantities are plotted in Table 1. Note that the x axis is the number of gradient steps taken; this may correspond to different numbers of actual samples from each method, depending on the number of leapfrog steps used. As discussed in § 6, the number of gradient steps is the appropriate metric here, as it’s a reasonable proxy for wallclock time.

The relative performance of the methods generally corresponds to and supports the effective sample size estimates reported in § 6. VIP converges notably faster than other methods in the German credit model, and otherwise about as quickly as the better of CP and NCP, each of which sometimes fails quite badly on its own. Interleaved HMC is generally between CP and NCP, with the exception of the estimated standard deviations on the electric company dataset, where it notably beats out all of the other methods.

We also provide autocorrelations for each method, plotting autocorrelations for each latent variable across three chains along with the mean autocorrelation (plotted in bold). Given an autocorrelation sequence r_1, \dots, r_{N-1} on N samples, the effective sample size is defined as

$$ESS(N) = \frac{N}{1 + 2 \sum_{i=1}^{N-1} \frac{N-i}{N} r_i}$$

these are the values reported in § 6.

Error in mean ($\bar{r}^{(t)}$)

Error in stddev ($\bar{s}^{(t)}$)

Autocorrelations

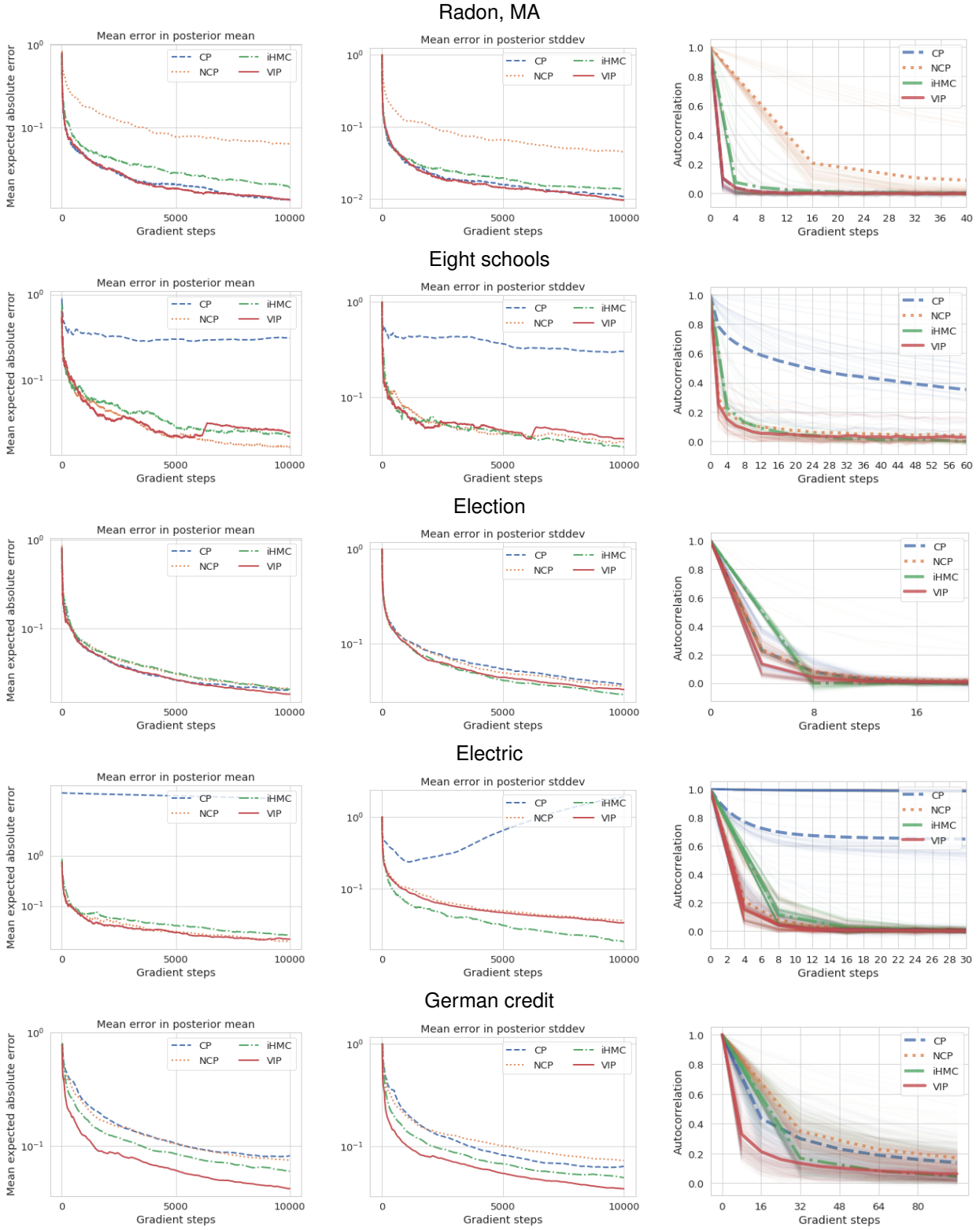


Table 1. Additional inference diagnostics.

6.3 Discussion

6.3.1 Impact

The work has been well received within other effect-handling based PPLs: both Pyro (Bingham et al., 2019) and NumPyro (Phan et al., 2019) have implemented the variationally inferred parameterisation (VIP) handler to allow for automatic reparameterisation.^{5,6}

6.3.2 Scope and extensions

This chapter focused on one particular family of reparameterisations (the family of partial non-centred reparameterisations), applicable to one particular family of distributions (the location-scale family). However, it is possible to use effect handlers to perform model reparameterisation more generally. It is also possible to extend and adapt VIP to be applicable to other families of distributions and reparameterisations.

Multivariate distributions. VIP can be used for a broad range of distributions: any univariate location-scale distribution (such as Gaussian, Logistic and Cauchy) are directly covered by the work of this paper. Adapting VIP to multivariate location-scale distributions is also possible. One way to do so for an N -dimensional variable $\mathbf{z} \sim \mathcal{N}(\boldsymbol{\mu}, \Sigma)$ is to interpolate the eigenvalues of the covariance matrix Σ . If the eigendecomposition of Σ is $\Sigma = Q \text{diag}(\boldsymbol{\lambda}) Q^{-1}$ (which also equals $Q \text{diag}(\boldsymbol{\lambda}) Q^T$, as Σ is positive definite and symmetric, thus Q is orthogonal), VIP can be implemented by interpolating $\tilde{\boldsymbol{\lambda}}$ between $\mathbf{1}$ and $\boldsymbol{\lambda}$ through the parameterisation parameters $\boldsymbol{\phi} \in [0, 1]^N$: we set $\tilde{\lambda}_i = \lambda_i^{\phi_i}$ for $i = 1, \dots, N$. The reparameterisation is then:

$$\tilde{\mathbf{z}} \sim \mathcal{N}(\tilde{\boldsymbol{\mu}}, \tilde{\Sigma}) \quad \mathbf{z} = \boldsymbol{\mu} + Q \text{diag}(\sqrt{\boldsymbol{\lambda} \odot \tilde{\boldsymbol{\lambda}}}) Q^T (\tilde{\mathbf{z}} - \tilde{\boldsymbol{\mu}})$$

where $\tilde{\boldsymbol{\mu}} = \tilde{\boldsymbol{\lambda}} \odot \boldsymbol{\mu}$, $\tilde{\Sigma} = Q \text{diag}(\tilde{\boldsymbol{\lambda}}) Q^T$, \odot denotes elementwise multiplication ($(\mathbf{a} \odot \mathbf{b})_i = a_i b_i$), and \odot denotes elementwise division ($(\mathbf{a} \oslash \mathbf{b})_i = a_i / b_i$). As before, this results in interpolating between non-centred and centred parameterisation: when $\boldsymbol{\phi} = \mathbf{0}$, we have $\tilde{\boldsymbol{\mu}} = \mathbf{0}$ and $\tilde{\Sigma} = Q I Q^T = I$; when $\boldsymbol{\phi} = \mathbf{1}$, we have $\tilde{\boldsymbol{\mu}} = \boldsymbol{\mu}$ and $\tilde{\Sigma} = Q \text{diag}(\boldsymbol{\lambda}) Q^T = \Sigma$.

Other reparameterisations. Effect handlers can be used to implement reparameterisations more generally. In particular, if sampling a variable z from a distribution d1 is equivalent to sampling \tilde{z} from a distribution d2 and obtaining z from \tilde{z} via a transformation f , then we can define the following handler to reparameterise out models:

⁵ https://docs.pyro.ai/en/latest/infer.reparam.html#module-pyro.infer.reparam.loc_scale

⁶ <http://num.pyro.ai/en/latest/reparam.html#numpyro.infer.reparam.LocScaleReparam>

```

let reparam = handler {
  sample(rv; d1. k) →
    sample(z_tilde; d2);
  let z = f(z_tilde);
  k(z)
}

```

For example, for a variable z coming from any distribution d and provided we know F_d^{-1} — the inverse cumulative distribution function (inverse CDF) of d — we can reparameterise z using an inverse CDF transform:

```

let icdf_reparam = handler {
  sample(rv; d. k) →
    sample(z_tilde; uniform(0, 1));
  let z =  $F_d^{-1}$ (z_tilde);
  k(z)
}

```

However, in order to adapt VIP to any new family of reparameterisations, we need to design a continuous relaxation between the reparameterised/non-reparameterised model, the way VIP does so for non-centred/centred parameterisation. In other words, VIP is not immediately applicable to other reparameterisations, which is one of its biggest limitations.

CHALLENGES AHEAD

Many challenges lie ahead of making Bayesian inference accessible. This thesis showed that probabilistic programming languages can utilise the underlying structure of a model to optimise inference. However, a lot of work remains before we can tailor a model-specific algorithm to a problem automatically.

Previous chapters already highlighted some of the future directions that remain unexplored. [Chapter 5](#) emphasised the need for a general framework for static analysis of probabilistic programs, which can slice a program according to a particular factorisation of interest, and perhaps facilitate programmable inference. [Chapter 6](#) demonstrated how to automate one specific model reparameterisation, but leaves the open questions of how to generalise to other reparameterisation families.

Some other challenges of probabilistic programming were not mentioned here, but could be addressed by program analysis in the future. Perhaps most significantly, this dissertation did not consider problems where the number of model parameters is unbounded, nor inference algorithms that can be applied to such problems. Similarly, we assumed that the likelihood of the model is available in a closed form. Future work may look into factorising a model, so that challenging sub-parts of it, for example those containing an unbounded number of variables, or deterministic observations, are treated separately to automatically synthesise an efficient model-specific strategy.

BIBLIOGRAPHY

- Martín Abadi, Ashish Agarwal, Paul Barham, Eugene Brevdo, Zhifeng Chen, Craig Citro, Greg S. Corrado, Andy Davis, Jeffrey Dean, Matthieu Devin, Sanjay Ghemawat, Ian Goodfellow, Andrew Harp, Geoffrey Irving, Michael Isard, Yangqing Jia, Rafal Jozefowicz, Lukasz Kaiser, Manjunath Kudlur, Josh Levenberg, Dandelion Mané, Rajat Monga, Sherry Moore, Derek Murray, Chris Olah, Mike Schuster, Jonathon Shlens, Benoit Steiner, Ilya Sutskever, Kunal Talwar, Paul Tucker, Vincent Vanhoucke, Vijay Vasudevan, Fernanda Viégas, Oriol Vinyals, Pete Warden, Martin Wattenberg, Martin Wicke, Yuan Yu, and Xiaoqiang Zheng. 2015. TensorFlow: Large-Scale Machine Learning on Heterogeneous Systems. <https://www.tensorflow.org/>
- Martín Abadi, Anindya Banerjee, Nevin Heintze, and Jon G. Riecke. 1999. A Core Calculus of Dependency. In *POPL*. ACM, 147–160.
- Franklin Abodo, Andrew Berthaume, Stephen Zitzow-Childs, and Leonardo Bobadilla. 2019. Strengthening the Case for a Bayesian Approach to Car-following Model Calibration and Validation using Probabilistic Programming. In *2019 IEEE Intelligent Transportation Systems Conference (ITSC)*. IEEE, 4360–4367.
- Christophe Andrieu, Gareth O Roberts, et al. 2009. The pseudo-marginal approach for efficient Monte Carlo computations. *The Annals of Statistics* 37, 2 (2009), 697–725.
- Andrew W. Appel. 1992. *Compiling with Continuations*. Cambridge University Press.
- Stefan Arnborg, Derek G Corneil, and Andrzej Proskurowski. 1987. Complexity of finding embeddings in a k-tree. *SIAM Journal on Algebraic Discrete Methods* 8, 2 (1987), 277–284.
- David Barber. 2012. *Bayesian reasoning and machine learning*. Cambridge University Press.
- Guillaume Baudart, Javier Burrone, Martin Hirzel, Louis Mandel, and Avraham Shinnar. 2021. Compiling Stan to generative probabilistic languages and extension to deep probabilistic programming. *Proceedings of the 42nd ACM SIGPLAN International Conference on Programming Language Design and Implementation (PLDI)* (2021).
- Guillaume Baudart, Martin Hirzel, Kiran Kate, Louis Mandel, and Avraham Shinnar. 2019. Machine Learning in Python with No Strings Attached. In *Proceedings of the 3rd ACM SIGPLAN International Workshop on Machine Learning and Programming Languages (MAPL 2019)*. Association for Computing Machinery, 1–9. <https://doi.org/10.1145/3315508.3329972>
- Atılım Güneş Baydin, Lukas Heinrich, Wahid Bhimji, Lei Shao, Saeid Naderiparizi, Andreas Munk, Jialin Liu, Bradley Gram-Hansen, Gilles Louppe, Lawrence Meadows, Philip Torr, Victor Lee, Prabhat, Kyle

- Cranmer, and Frank Wood. 2019. Efficient Probabilistic Inference in the Quest for Physics Beyond the Standard Model. In *Advances in Neural Information Processing Systems (NeurIPS'19)*.
- Mark A. Beaumont. 2010. Approximate Bayesian Computation in Evolution and Ecology. *Annual Review of Ecology, Evolution, and Systematics* 41, 1 (2010), 379–406. <https://doi.org/10.1146/annurev-ecolsys-102209-144621> arXiv:<https://doi.org/10.1146/annurev-ecolsys-102209-144621>
- Richard E Bellman. 1961. *Adaptive Control Processes: A Guided Tour*. Princeton university press.
- Ryan Bernstein. 2019. Static Analysis for Probabilistic Programs. *arXiv preprint arXiv:1909.05076* (2019).
- Michael Betancourt. 2017. A conceptual introduction to Hamiltonian Monte Carlo. *arXiv preprint arXiv:1701.02434* (2017).
- Dariusz Biernacki, Maciej Piróg, Piotr Polesiuk, and Filip Sieczkowski. 2019. Binders by day, labels by night: effect instances via lexically scoped handlers. *Proceedings of the ACM on Programming Languages* 4, POPL (2019), 1–29.
- Eli Bingham, Jonathan P Chen, Martin Jankowiak, Fritz Obermeyer, Neeraj Pradhan, Theofanis Karalatsos, Rohit Singh, Paul Szerlip, Paul Horsfall, and Noah D Goodman. 2019. Pyro: Deep universal probabilistic programming. *The Journal of Machine Learning Research* 20, 1 (2019), 973–978.
- Christopher M Bishop. 2006. *Pattern recognition and machine learning*. Springer, New York, NY.
- David M Blei, Alp Kucukelbir, and Jon D McAuliffe. 2017. Variational inference: A review for statisticians. *Journal of the American statistical Association* 112, 518 (2017), 859–877.
- Johannes Borgström, Andrew D Gordon, Michael Greenberg, James Margetson, and Jurgen Van Gael. 2011. Measure transformer semantics for Bayesian machine learning. In *European Symposium on Programming*. Springer, 77–96.
- James Bradbury, Roy Frostig, Peter Hawkins, Matthew James Johnson, Chris Leary, Dougal Maclaurin, George Necula, Adam Paszke, Jake VanderPlas, Skye Wanderman-Milne, and Qiao Zhang. 2018. JAX: Composable transformations of Python+NumPy programs. <http://github.com/google/jax>
- Stephen P Brooks and Andrew Gelman. 1998. General methods for monitoring convergence of iterative simulations. *Journal of computational and graphical statistics* 7, 4 (1998), 434–455.
- Bob Carpenter, Andrew Gelman, Matthew Hoffman, Daniel Lee, Ben Goodrich, Michael Betancourt, Marcus Brubaker, Jiqiang Guo, Peter Li, and Allen Riddell. 2017. Stan: A Probabilistic Programming Language. *Journal of Statistical Software, Articles* 76, 1 (2017), 1–32. <https://doi.org/10.18637/jss.v076.i01>
- Konstantina Christakopoulou, Filip Radlinski, and Katja Hofmann. 2016. Towards Conversational Recommender Systems. In *22nd ACM SigKDD Conference on Knowledge Discovery and Data Mining*. ACM - Association for Computing Machinery. <https://www.microsoft.com/en-us/research/publication/towards-conversational-recommender-systems/>
- Kyle Cranmer, Johann Brehmer, and Gilles Louppe. 2020. The frontier of simulation-based inference.

- Proceedings of the National Academy of Sciences* 117, 48 (2020), 30055–30062. <https://doi.org/10.1073/pnas.1912789117> arXiv:<https://www.pnas.org/content/117/48/30055.full.pdf>
- Marco F. Cusumano-Towner, Feras A. Saad, Alexander K. Lew, and Vikash K. Mansinghka. 2019. Gen: A General-Purpose Probabilistic Programming System with Programmable Inference. (2019), 221–236. <https://doi.org/10.1145/3314221.3314642>
- Peter J. Diggle and Richard J. Gratton. 1984. Monte Carlo Methods of Inference for Implicit Statistical Models. *Journal of the Royal Statistical Society. Series B (Methodological)* 46, 2 (1984), 193–227. <http://www.jstor.org/stable/2345504>
- Stephen Dolan, Spiros Eliopoulos, Daniel Hillerström, Anil Madhavapeddy, KC Sivaramakrishnan, and Leo White. 2017. Concurrent system programming with effect handlers. In *International Symposium on Trends in Functional Programming*. Springer, 98–117.
- Arnaud Doucet, Nando De Freitas, and Neil Gordon. 2001. An introduction to sequential Monte Carlo methods. In *Sequential Monte Carlo methods in practice*. Springer, 3–14.
- Simon Duane, Anthony D Kennedy, Brian J Pendleton, and Duncan Roweth. 1987. Hybrid Monte Carlo. *Physics letters B* 195, 2 (1987), 216–222.
- Conor Durkan, George Papamakarios, and Iain Murray. 2018. Sequential neural methods for likelihood-free inference. *arXiv preprint arXiv:1811.08723* (2018).
- Seth Flaxman, Swapnil Mishra, Axel Gandy, H Juliette T Unwin, Thomas A Mellan, Helen Coupland, Charles Whittaker, Harrison Zhu, Tresnia Berah, Jeffrey W Eaton, et al. 2020. Estimating the effects of non-pharmaceutical interventions on COVID-19 in Europe. *Nature* 584, 7820 (2020), 257–261.
- Brendan J. Frey. 2002. Extending Factor Graphs so as to Unify Directed and Undirected Graphical Models. In *Proceedings of the Nineteenth Conference on Uncertainty in Artificial Intelligence (UAI'03)*. 257–264.
- Brendan J Frey and David JC MacKay. 1998. A revolution: Belief propagation in graphs with cycles. *Advances in Neural Information Processing Systems* (1998), 479–485.
- Hong Ge, Kai Xu, and Zoubin Ghahramani. 2018. Turing: A language for flexible probabilistic inference. In *International Conference on Artificial Intelligence and Statistics (AISTATS)*. 1682–1690. <http://proceedings.mlr.press/v84/ge18b.html>
- Timon Gehr, Sasa Misailovic, and Martin Vechev. 2016. PSI: Exact symbolic inference for probabilistic programs. In *International Conference on Computer Aided Verification*. Springer, 62–83.
- Andrew Gelman, Aki Vehtari, Daniel Simpson, Charles C. Margossian, Bob Carpenter, Yuling Yao, Lauren Kennedy, Jonah Gabry, Paul-Christian Bürkner, and Martin Modrák. 2020. Bayesian Workflow. arXiv:2011.01808 [stat.ME]
- Stuart Geman and Donald Geman. 1984. Stochastic relaxation, Gibbs distributions, and the Bayesian restoration of images. *IEEE Transactions on pattern analysis and machine intelligence* 6 (1984), 721–741.

- Alan George and Joseph WH Liu. 1989. The evolution of the minimum degree ordering algorithm. *Siam review* 31, 1 (1989), 1–19.
- Wally R Gilks, Andrew Thomas, and David J Spiegelhalter. 1994. A language and program for complex Bayesian modelling. *Journal of the Royal Statistical Society: Series D (The Statistician)* 43, 1 (1994), 169–177.
- Joseph A Goguen and José Meseguer. 1982. Security policies and security models. In *1982 IEEE Symposium on Security and Privacy*. IEEE, 11–11.
- Oliver Goldstein. 2019. *Modular probabilistic programming with algebraic effects*. Master’s thesis. University of Edinburgh.
- Pedro J Gonçalves, Jan-Matthis Lueckmann, Michael Deistler, Marcel Nonnenmacher, Kaan Öcal, Giacomo Bassetto, Chaitanya Chintaluri, William F Podlaski, Sara A Haddad, Tim P Vogels, David S Greenberg, and Jakob H Macke. 2020. Training deep neural density estimators to identify mechanistic models of neural dynamics. *eLife* 9 (sep 2020), e56261. <https://doi.org/10.7554/eLife.56261>
- Noah D. Goodman, Vikash K. Mansinghka, Daniel Roy, Keith Bonawitz, and Joshua B. Tenenbaum. 2008. Church: A Language for Generative Models. In *Proceedings of the Twenty-Fourth Conference on Uncertainty in Artificial Intelligence (Helsinki, Finland) (UAI’08)*. AUAI Press, 220–229.
- Noah D Goodman and Andreas Stuhlmüller. 2014. The Design and Implementation of Probabilistic Programming Languages. <http://dippl.org>. Accessed: 2021-4-8.
- Andrew D Gordon. 1995. A tutorial on co-induction and functional programming. *Functional Programming, Glasgow 1994* (1995), 78–95.
- Andrew D. Gordon, Thomas A. Henzinger, Aditya V. Nori, and Sriram K. Rajamani. 2014. Probabilistic programming. In *FOSE*. ACM, 167–181.
- Andrew D. Gordon, Claudio V. Russo, Marcin Szymczak, Johannes Borgström, Nicolas Rolland, Thore Graepel, and Daniel Tarlow. 2015. Probabilistic Programs as Spreadsheet Queries. In *ESOP (Lecture Notes in Computer Science, Vol. 9032)*. Springer, 1–25.
- Neil J Gordon, David J Salmond, and Adrian FM Smith. 1993. Novel approach to nonlinear/non-Gaussian Bayesian state estimation. In *IEE proceedings F (radar and signal processing)*, Vol. 140. IET, 107–113.
- Maria I Gorinova. 2017. *Probabilistic Programming with SlicStan*. Master’s thesis. University of Edinburgh.
- Léo Grinsztajn, Elizaveta Semenova, Charles C Margossian, and Julien Riou. 2020. Bayesian workflow for disease transmission modeling in Stan. *arXiv preprint arXiv:2006.02985* (2020).
- W Keith Hastings. 1970. Monte Carlo sampling methods using Markov chains and their applications. *Biometrika* 57, 1 (1970), 97–109.
- Ralf Herbrich, Tom Minka, and Thore Graepel. 2006. TrueSkill: A Bayesian skill rating system. In *Proceedings of the 19th international conference on neural information processing systems*. 569–576.
- Chris Heunen, Ohad Kammar, Sam Staton, and Hongseok Yang. 2017. A convenient category for higher-order probability theory. In *2017 32nd Annual ACM/IEEE Symposium on Logic in Computer Science (LICS)*. IEEE, 1–12.

- Daniel Hillerström. 2021. *Foundations for Programming and Implementing Effect Handlers*. Ph.D. Dissertation. The University of Edinburgh, Scotland, UK. Pending examination.
- Daniel Hillerström, Sam Lindley, and John Longley. 2020. Effects for efficiency: Asymptotic speedup with first-class control. *Proceedings of the ACM on Programming Languages* 4, ICFP (Aug 2020), 1–29. <https://doi.org/10.1145/3408982>
- Daniel Hillerström. 2016. Compilation of effect handlers and their applications in concurrency. *MSc (R) thesis, The University of Edinburgh, Scotland* (2016).
- Matthew D. Hoffman, David M. Blei, Chong Wang, and John Paisley. 2013. Stochastic Variational Inference. *Journal of Machine Learning Research* 14, 4 (2013), 1303–1347.
- Matthew D Hoffman and Andrew Gelman. 2014. The No-U-turn sampler: Adaptively setting path lengths in Hamiltonian Monte Carlo. *Journal of Machine Learning Research* 15, 1 (2014), 1593–1623.
- Steven Holtzen, Guy Van den Broeck, and Todd Millstein. 2020. Dice: Compiling Discrete Probabilistic Programs for Scalable Inference. *arXiv preprint arXiv:2005.09089* (2020).
- Zixin Huang, Saikat Dutta, and Sasa Misailovic. 2021. AQUA: Automated Quantized Inference for Probabilistic Programs.
- Chung-Kil Hur, Aditya V Nori, Sriram K Rajamani, and Selva Samuel. 2015. A provably correct sampler for probabilistic programs. In *35th IARCS Annual Conference on Foundations of Software Technology and Theoretical Computer Science (FSTTCS 2015)*. Schloss Dagstuhl-Leibniz-Zentrum fuer Informatik.
- Lena A. Jäger, Felix Engelmann, and Shravan Vasishth. 2017. Similarity-based interference in sentence comprehension: Literature review and Bayesian meta-analysis. *Journal of Memory and Language* 94 (2017), 316–339. <https://doi.org/10.1016/j.jml.2017.01.004>
- Ohad Kammar, Sam Lindley, and Nicolas Oury. 2013. Handlers in action. *ACM SIGPLAN Notices* 48, 9 (2013), 145–158.
- Daphne Koller and Nir Friedman. 2009. *Probabilistic graphical models: principles and techniques*. MIT press.
- Alp Kucukelbir, Dustin Tran, Rajesh Ranganath, Andrew Gelman, and David M Blei. 2016. Automatic differentiation variational inference. *arXiv preprint arXiv:1603.00788* (2016).
- Solomon Kullback and Richard A Leibler. 1951. On information and sufficiency. *The annals of mathematical statistics* 22, 1 (1951), 79–86.
- Tuan Anh Le, Atilim Gunes Baydin, and Frank Wood. 2017. Inference compilation and universal probabilistic programming. In *Artificial Intelligence and Statistics (AISTATS'17)*. PMLR, 1338–1348.
- Maggie Lieu, Will M Farr, Michael Betancourt, Graham P Smith, Mauro Sereno, and Ian G McCarthy. 2017. Hierarchical inference of the relationship between concentration and mass in galaxy groups and clusters. *Monthly Notices of the Royal Astronomical Society* 468, 4 (2017), 4872–4886.
- Jarno Lintusaari, Henri Vuollekoski, Antti Kangasräisö, Kusti Skytén, Marko Järvenpää, Pekka Marttinen, Michael U. Gutmann, Aki Vehtari, Jukka Corander, and Samuel Kaski. 2018. ELFI: Engine for

- Likelihood-Free Inference. *Journal of Machine Learning Research* 19, 16 (2018), 1–7. <http://jmlr.org/papers/v19/17-374.html>
- David JC MacKay. 2003. *Information theory, inference and learning algorithms*. Cambridge University Press.
- Carol Mak, Fabian Zaiser, and Luke Ong. 2021. Nonparametric Hamiltonian Monte Carlo. In *International Conference on Machine Learning*. PMLR, 7336–7347.
- Vikash K. Mansinghka, Ulrich Schaehtle, Shivam Handa, Alexey Radul, Yutian Chen, and Martin Rinard. 2018. Probabilistic Programming with Programmable Inference. In *Proceedings of the 39th ACM SIGPLAN Conference on Programming Language Design and Implementation (Philadelphia, PA, USA) (PLDI 2018)*. ACM, New York, NY, USA, 603–616. <https://doi.org/10.1145/3192366.3192409>
- Paul Marjoram, John Molitor, Vincent Plagnol, and Simon Tavaré. 2003. Markov chain Monte Carlo without likelihoods. *Proceedings of the National Academy of Sciences* 100, 26 (2003), 15324–15328.
- Nicholas Metropolis, Arianna W Rosenbluth, Marshall N Rosenbluth, Augusta H Teller, and Edward Teller. 1953. Equation of state calculations by fast computing machines. *The journal of chemical physics* 21, 6 (1953), 1087–1092.
- Nicholas Metropolis and S. Ulam. 1949. The Monte Carlo Method. *J. Amer. Statist. Assoc.* 44, 247 (1949), 335–341. <http://www.jstor.org/stable/2280232>
- T. Minka, J.M. Winn, J.P. Guiver, S. Webster, Y. Zaykov, B. Yangel, A. Spengler, and J. Bronskill. 2014. Infer.NET 2.6. Microsoft Research Cambridge. <http://research.microsoft.com/infernet>.
- Thomas P. Minka. 2001. Expectation Propagation for Approximate Bayesian Inference. In *Proceedings of the Seventeenth Conference on Uncertainty in Artificial Intelligence (UAI'01)*. 362–369.
- Martin Mladenov, Chih-wei Hsu, Vihan Jain, Eugene Ie, Christopher Colby, Nicolas Mayoraz, Hubert Pham, Dustin Tran, Ivan Vendrov, and Craig Boutilier. 2020. Demonstrating Principled Uncertainty Modeling for Recommender Ecosystems with RecSim NG. In *Fourteenth ACM Conference on Recommender Systems (RecSys'20)*. Association for Computing Machinery, 591–593. <https://doi.org/10.1145/3383313.3411527>
- Dave Moore and Maria I. Gorinova. 2018. Effect Handling for Composable Program Transformations in Edward2. *International Conference on Probabilistic Programming* (2018). <https://arxiv.org/abs/1811.06150>.
- Kevin P Murphy. 2012. *Machine learning: A probabilistic perspective*. MIT press.
- Iain Murray. 2007. *Advances in Markov Chain Monte Carlo methods*. University College London.
- Praveen Narayanan, Jacques Carette, Wren Romano, Chung-chieh Shan, and Robert Zinkov. 2016. Probabilistic Inference by Program Transformation in Hakaru (System Description). In *Functional and Logic Programming*. 62–79.
- R Neal. 1993. Probabilistic inference using MCMC methods. *University of Toronto* (1993).
- Radford M Neal. 2003. Slice sampling. *Annals of statistics* (2003), 705–741.

- Radford M Neal et al. 2011. MCMC using Hamiltonian dynamics. *Handbook of Markov Chain Monte Carlo* 2, 11 (2011).
- Flemming Nielson, Hanne R Nielson, and Chris Hankin. 2004. *Principles of program analysis*. Springer Science & Business Media.
- Hanne Riis Nielson and Flemming Nielson. 1992. *Semantics with applications*. Vol. 104. Springer.
- George Papamakarios. 2019. *Neural density estimation and likelihood-free inference*. Ph.D. Dissertation. University of Edinburgh.
- George Papamakarios, Eric Nalisnick, Danilo Jimenez Rezende, Shakir Mohamed, and Balaji Lakshminarayanan. 2021. Normalizing Flows for Probabilistic Modeling and Inference. *Journal of Machine Learning Research* 22, 57 (2021), 1–64. <http://jmlr.org/papers/v22/19-1028.html>
- George Papamakarios, David Sterratt, and Iain Murray. 2019. Sequential neural likelihood: Fast likelihood-free inference with autoregressive flows. In *Artificial Intelligence and Statistics (AISTATS'19)*. PMLR, 837–848.
- Adam Paszke, Sam Gross, Francisco Massa, Adam Lerer, James Bradbury, Gregory Chanan, Trevor Killeen, Zeming Lin, Natalia Gimelshein, Luca Antiga, Alban Desmaison, Andreas Kopf, Edward Yang, Zachary DeVito, Martin Raison, Alykhan Tejani, Sasank Chilamkurthy, Benoit Steiner, Lu Fang, Junjie Bai, and Soumith Chintala. 2019. PyTorch: An Imperative Style, High-Performance Deep Learning Library. In *Advances in Neural Information Processing Systems*, Vol. 32.
- Du Phan, Neeraj Pradhan, and Martin Jankowiak. 2019. Composable effects for flexible and accelerated probabilistic programming in NumPyro. *arXiv preprint arXiv:1912.11554* (2019).
- Benjamin C Pierce. 2002. *Types and programming languages*. MIT press.
- Emma Pierson, Camelia Simoiu, Jan Overgoor, Sam Corbett-Davies, Daniel Jenson, Amy Shoemaker, Vignesh Ramachandran, Phoebe Barghouty, Cheryl Phillips, Ravi Shroff, et al. 2020. A large-scale analysis of racial disparities in police stops across the United States. *Nature human behaviour* 4, 7 (2020), 736–745.
- Gordon Plotkin and John Power. 2003. Algebraic operations and generic effects. *Applied categorical structures* 11, 1 (2003), 69–94.
- Gordon Plotkin and Matija Pretnar. 2009. Handlers of Algebraic Effects. In *Programming Languages and Systems*, Giuseppe Castagna (Ed.). Springer Berlin Heidelberg, 80–94.
- Gordon D Plotkin. 1981. *A structural approach to operational semantics*. Aarhus university.
- Martyn Plummer et al. 2003. JAGS: A program for analysis of Bayesian graphical models using Gibbs sampling. In *Proceedings of the 3rd international workshop on distributed statistical computing*, Vol. 124. Vienna, Austria.
- Matija Pretnar. 2015. An Introduction to Algebraic Effects and Handlers. Invited tutorial paper. *Electronic Notes in Theoretical Computer Science* 319 (2015), 19–35. The 31st Conference on the Mathematical Foundations of Programming Semantics (MFPS XXXI).

- Tom Rainforth, Christian Naesseth, Fredrik Lindsten, Brooks Paige, Jan-Willem van de Meent, Arnaud Doucet, and Frank Wood. 2016. Interacting particle Markov chain Monte Carlo. In *International Conference on Machine Learning*. PMLR, 2616–2625.
- Thomas William Gamlen Rainforth. 2017. *Automating inference, learning, and design using probabilistic programming*. Ph.D. Dissertation. University of Oxford.
- Rajesh Ranganath, Sean Gerrish, and David Blei. 2014. Black box variational inference. In *Artificial intelligence and statistics*. PMLR, 814–822.
- Feras A. Saad, Martin C. Rinard, and Vikash K. Mansinghka. 2021. *SPPL: Probabilistic Programming with Fast Exact Symbolic Inference*. Association for Computing Machinery, 804–819. <https://doi.org/10.1145/3453483.3454078>
- Andrei Sabelfeld and Andrew C. Myers. 2003. Language-based information-flow security. *IEEE J. Sel. Areas Commun.* 21, 1 (2003), 5–19.
- Kris Sankaran and Susan P Holmes. 2018. Latent variable modeling for the microbiome. *Biostatistics* 20, 4 (06 2018), 599–614. <https://doi.org/10.1093/biostatistics/kxy018>
arXiv:<https://academic.oup.com/biostatistics/article-pdf/20/4/599/30160977/kxy018.pdf>
- Adam Scibior and Ohad Kammar. 2015. Effects in Bayesian inference. In *Workshop on Higher-Order Programming with Effects (HOPE)*.
- Scott A Sisson, Yanan Fan, and Mark Beaumont. 2018. *Handbook of approximate Bayesian computation*. CRC Press.
- Scott A Sisson, Yanan Fan, and Mark M Tanaka. 2007. Sequential Monte Carlo without likelihoods. *Proceedings of the National Academy of Sciences* 104, 6 (2007), 1760–1765.
- Geoffrey Smith. 2007. Principles of secure information flow analysis. In *Malware Detection*. Springer, 291–307.
- Stan Development Team. 2018. Stan++/Stan3 Preliminary Design. <https://discourse.mc-stan.org/t/stan-stan3-preliminary-design/4147>. In the Stan Forums.
- Sam Staton, Frank Wood, Hongseok Yang, Chris Heunen, and Ohad Kammar. 2016. Semantics for probabilistic programming: Higher-order functions, continuous distributions, and soft constraints. In *2016 31st annual ACM/IEEE symposium on logic in computer science (LICS)*. IEEE, 1–10.
- Zenna Tavares, Xin Zhang, Edgar Minaysan, Javier Burroni, Rajesh Ranganath, and Armando Solar Lezama. 2019. The Random Conditional Distribution for Higher-Order Probabilistic Inference. arXiv:1903.10556 [cs.PL]
- Sean J Taylor and Benjamin Letham. 2018. Forecasting at scale. *The American Statistician* 72, 1 (2018), 37–45.
- Alvaro Tejero-Cantero, Jan Boelts, Michael Deistler, Jan-Matthis Lueckmann, Conor Durkan, Pedro J Gonçalves, David S Greenberg, and Jakob H Macke. 2020. *sbi: a toolkit for simulation-based inference*. *Journal of Open Source Software* 5, 52 (2020), 2505.

- Luke Tierney. 1994. Markov chains for exploring posterior distributions. *the Annals of Statistics* (1994), 1701–1728.
- David Tolpin, Jan-Willem van de Meent, Hongseok Yang, and Frank Wood. 2016. Design and Implementation of Probabilistic Programming Language Anglican. In *Proceedings of the 28th Symposium on the Implementation and Application of Functional Programming Languages (IFL 2016)*. Association for Computing Machinery, Article 6, 12 pages. <https://doi.org/10.1145/3064899.3064910>
- Dustin Tran, Matthew D. Hoffman, Dave Moore, Christopher Suter, Srinivas Vasudevan, Alexey Radul, Matthew Johnson, and Rif A. Saurous. 2018. Simple, Distributed, and Accelerated Probabilistic Programming. In *Advances in Neural Information Processing Systems (NeurIPS'18)*.
- Jan-Willem van de Meent, Brooks Paige, Hongseok Yang, and Frank Wood. 2018. An introduction to probabilistic programming. *arXiv preprint arXiv:1809.10756* (2018).
- Jan-Willem van de Meent, Hongseok Yang, Vikash Mansinghka, and Frank Wood. 2015. Particle Gibbs with ancestor sampling for probabilistic programs. In *Artificial Intelligence and Statistics*. PMLR, 986–994.
- Dennis M. Volpano, Cynthia E. Irvine, and Geoffrey Smith. 1996. A Sound Type System for Secure Flow Analysis. *J. Comput. Secur.* 4, 2/3 (1996), 167–188.
- Eli N. Weinstein and Debora S. Marks. 2021. A structured observation distribution for generative biological sequence prediction and forecasting. *bioRxiv* (2021). <https://doi.org/10.1101/2020.07.31.231381>
arXiv:<https://www.biorxiv.org/content/early/2021/02/24/2020.07.31.231381.full.pdf>
- John Winn, Christopher M Bishop, and Tommi Jaakkola. 2005. Variational message passing. *Journal of Machine Learning Research* 6, 4 (2005).
- Frank Wood, Jan Willem van de Meent, and Vikash Mansinghka. 2014. A New Approach to Probabilistic Programming Inference. In *Artificial Intelligence and Statistics (AISTATS'14)*. 1024–1032.
- Jeremy Yallop. 2017. Staged generic programming. *Proceedings of the ACM on Programming Languages* 1, ICFP (2017), 1–29.
- Mihalis Yannakakis. 1981. Computing the minimum fill-in is NP-complete. *SIAM Journal on Algebraic Discrete Methods* 2, 1 (1981), 77–79.
- Nevin Lianwen Zhang and David Poole. 1994. A simple approach to Bayesian network computations. In *Proceedings of the Biennial Conference-Canadian Society for Computational Studies of Intelligence*. Canadian Information Processing Society, 171–178.