

Neural Graph Matching for Modification Similarity Applied to Electronic Document Comparison

Po-Fang Hsu, Chiching Wei

Abstract—In this paper, we present a novel neural graph matching approach applied to document comparison. Document comparison is a common task in the legal and financial industries. In some cases, the most important differences may be the addition or omission of words, sentences, clauses, or paragraphs. However, it is a challenging task without recording or tracing whole edited process. Under many temporal uncertainties, we explore the potentiality of our approach to proximate the accurate comparison to make sure which element blocks have a relation of edition with others. In beginning, we apply a document layout analysis that combining traditional and modern technics to segment layout in blocks of various types appropriately. Then we transform this issue to a problem of layout graph matching with textual awareness. About graph matching, it is a long-studied problem with a broad range of applications. However, different from previous works focusing on visual images or structural layout, we also bring textual features into our model for adapting this domain. Specifically, based on the electronic document, we introduce an encoder to deal with the visual presentation decoding from PDF. Additionally, because the modifications can cause the inconsistency of document layout analysis between modified documents and the blocks can be merged and split, Sinkhorn divergence is adopted in our graph neural approach, which tries to overcome both these issues with many-to-many block matching. We demonstrate this on two categories of layouts, as follows., legal agreement and scientific articles, collected from our real-case datasets.

Keywords—document comparison, graph matching, graph neural network, modification similarity, multi-modal

I. INTRODUCTION

DOCUMENT comparison[7][8], also known as redlining or blacklining, a process of cross checking new versions of a document against previous copies in order to identify changes. These differences could include minor formatting modifications, such as font or spacing changes, or more significant grammatical changes. Document comparison is a common task in the legal and financial industries. In some cases, however, the most important differences may be the addition or omission of words, sentences, clauses, or paragraphs.

Traditionally, document comparison should be processed generally with three stages. First one - it is document layout analysis. In this stage, we need to analyse document structures by using primitive heuristics, statistical methods or machine learning. And then, block-matching in here applied to match all of the blocks with their modification similarity. Finally, edit distance can evaluate the string similarity for matching all of the text in each block pair.

Po-Fang Hsu is with the Department of Advanced Document Technologies, Foxit Software Inc., Fremont, CA, 94538 USA (e-mail: daniel_hsu@foxitsoftware.com).

Chiching Wei (CTO) is with Foxit Software Inc., Fremont, CA, 94538 USA (e-mail: jeremy_wei@foxitsoftware.com).




Fig. 1: Block Matching.

In beginning, we apply a document layout analysis process that combining traditional and modern technics to segment layout in blocks of various types appropriately. For example, a table should be divided by cells and another blocks could be paragraph, title, section and so on. To make a suitable comparing process, understanding the pairs of matched blocks should be compared is an indispensable step like Fig.1. In fact, however, this is not an easy task without recording or tracing whole edited process. Under many temporal uncertainties, to make sure which blocks have a relationship of edition with each other, the best solution is not existed. For example, we cannot determine definitely whether a paragraph "123xxxx" is modified from paragraph "xx123oo", "123xx" or a whole new one. Generally, the case can be classified into as mentioning below.

a) *Semantic Inconsistency*: One kind of the modification is semantic inconsistency of the component. After modifying, a paragraph block can become to a list item or other layout type. We should consider the context about text, near blocks and style of blocks.

b) *Geometric Inconsistency*: And the position of the component can be changed, called Geometric Inconsistency. It means a component can be shifted by reading order. Additionally, a block may be split into multiple blocks, or merged with other blocks as shown in Fig. 2.

c) *Text Ambiguous*: The last one is text ambiguous. Because of the modification, it is a difficult challenge to discriminate which blocks should be paired in some situation.

For example, a block "c) Text Ambiguous:" should be paired with block "c) Text Inconsistency:" or the other near block "d) Text Ambiguous:".

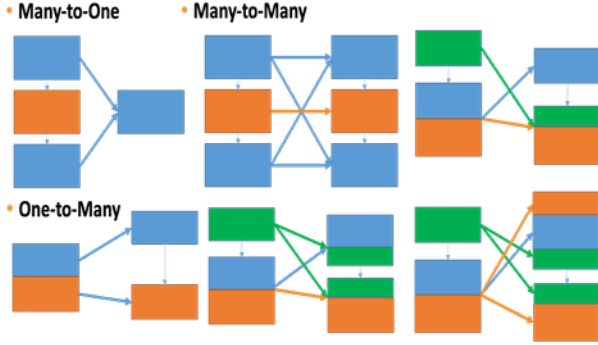


Fig. 2: Matching Cases.

We develop an algorithm to proximate the best solution. First, we locate the template of different version with graph matching method. And then, progress the graphs to find the most similar pairs in text level edited distance.

Graph matching[4] – establishing correspondences between two graphs represented in terms of both local node structure and pair-wise relationships, be them visual, geometric or topological – is important in areas like combinatorial optimization, machine learning, image analysis or computer vision, and has applications in structure-from-motion, object tracking, 2d and 3d shape matching, image classification, social network analysis, autonomous driving, and more.

In this paper, we present a novel two-stage neural approach, which overcomes both these limitations. The first stage learns a representation for the layout in the page by combining both the text and visual information extracting from PDF code. It is able to generalize to acquire all of representation without requiring expensive computing and storage features over visual renderings of the page. The second stage detects edited relatedness using a graph neural network. Unlike other traditional methods such as iterative closest point [6], which are limited to rigid displacements, graph matching naturally encodes structural information that can be used to model complex relationships and more diverse transformations.

II. RELATED WORKS

A. Document Layout Presentation

The recent work by Manandhar et al. [5] is the first to leverage GNNs to learn structural similarity of 2D graphical layouts, focusing on UI layouts with rectangular boundaries. They employ a GCN-CNN architecture on a graph of UI layout images, also under an IoU-trained triplet network [20]. And [10] learns the graph embeddings in a dependent manner. Through cross-graph information exchange, the embeddings are learned in the context of the anchor-positive (respectively, the anchor-negative) pair.

B. Graph Matching

a) *Non-deep learning methods:* The structural SVM based supervised learning method [16] incorporates earlier

graph matching learning methods [1], [2], [3]. Learning can also be fulfilled by unsupervised [3] and semi-supervised [17]. In these earlier works, no neural network is adopted until the recent seminal work [15].

b) *Deep-learning methods:* Deep learning is recently applied for graph matching on images [15], whereby convolutional neural network (CNN) is used to extract node features from images followed with spectral matching and CNN is learned using a regression-like node correspondence supervision. This work is improved by introducing GNN to encode structural [14] or geometric [19] information, with a combinatorial loss based on cross-entropy loss, and Sinkhorn network [18]. LayoutGMN [10] learns to predict structural similarity between two layouts with an attention-based graph matching network.

III. OUR APPROACH

A. Decoding-Aware Visual Feature Presentation

Previously general approaches have either required the image of examples for extracting and aligning the visual information. Indeed, it is the significantly important feature in document representations. However, for the time being, a huge surge in document electronically, almost formats of electronic document render with the same encoding. As PDF, displaying the exact same content and layout no matter which operating system, device or software application it is viewed on. For PDF 1.4, the visual features are embedded like as Fig. 3; font style(**Green**), font size(**Blue**), color(**Tan**), position(**Red**) and text encode(**Bold**).

PDF Version: 1.4

```
<</Filter /FlateDecode <</Type /FontDescriptor /FontName
/LiberationSans-Bold /Flags 4/StemV /FontBBox [-184.08203 -
303.22266 1062.01172 1033.20313] /FontFile2 12 0 R>> endobj
14 0 obj <</Type /Font /FontDescriptor 13 0 R /BaseFont
/LiberationSans-Bold /Subtype /Type 1 /ToUnicode 1 0 R>> /Filter
/FlateDecode/Length 341>> stream
xú]iAnE0E]ÓóE"~CBH }ã>T"
~ê"cs$ÔkœND™%@g<w<óqXTBjw
?l kòX€leanV"¿μ"A$ôf%t'j]Aæ1AÊf1<N-
W/C,c,,r,,dgô:®/A~ayN_Ÿf®07c~"=1%9S-
JJoçyoz'! +ir'4ØùÊôqû
0AQ7rP06FÇmÜÇá"z't+@□;RJZ""XÃé]6ÁÇÁH)ë@ã8—
ãHiH"AJ"¢—)
êô{O=k%9Ú'πü°_xô}D'fjQ;ÔBX>Ŧ±ŸÔ1=K$ô$çsç<ç%WISç.GC
f,,ç√ ùûiãÉT3•ô)9fiã+Ü•□□œiê òmñx{pÇ~vùÜ•3ÉÔ*„Ê>±
endstream
```

Fig. 3: PDF Code.

B. Graph Representation For Layout

There's a variety of visual and content-based features that could be incorporated as the initial node features; such as the text, font, size and type of an layout element or the image features in a document page. For modified learning in decodable electronic document tasks as ours, we can only focus on content-based features. However, it's not similar to [9], [10], the initial node features only contain semantic and geometric information of the layout elements. We need to considerate text and related features. Here, we simply apply Sentence-BERT[11] to embed all of the text in the element.

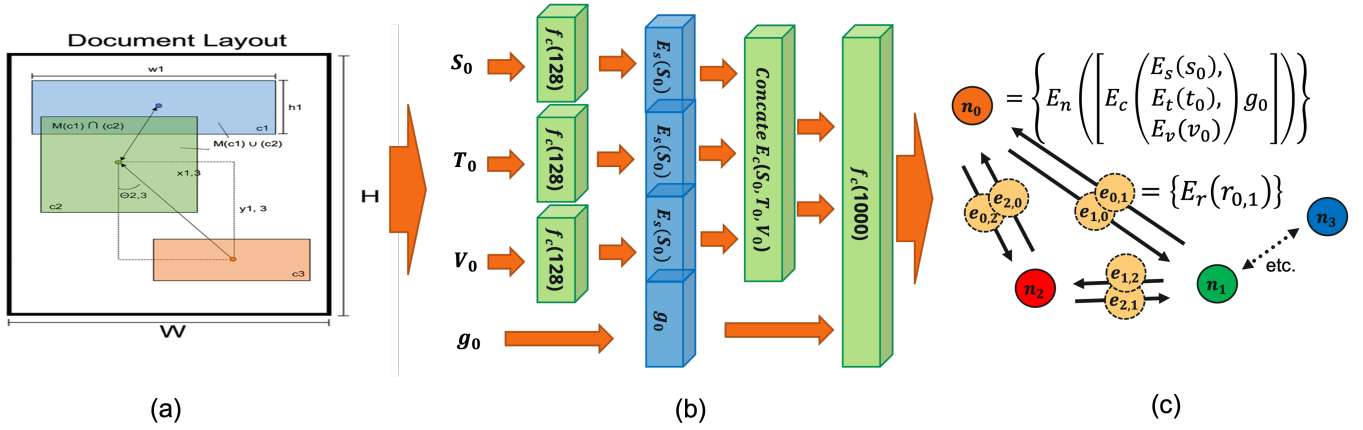


Fig. 4: Graph Encoder.

As shown in Fig. 4(a), describing a document layout, with height h and width w , as a spatial graph $G = (V, E)$ where $V = \{c_1, \dots, c_i, \dots, c_k\}$ is set of nodes representing its k components and $E = \{e_1, \dots, e_i, \dots, e_k\}$ is the set of edges that denoting a relationship between them. Each node carries three or four types of information:

- (Optional) Semantic property s_i ; a one-hot vector denoting the component class.
- Text property t_i all the embedded text inside the component.
- Geometric property g_i capturing the spatial location of the component in layout are encoded.
- Visual property v_i extracting the visual features from PDF code.

Let (x_i, y_i) and (w_i, h_i) be the geometrical centroid, width and height of the component c_i , and $A_i = \sqrt{w_i h_i}$, then the geometric feature g_i is $\left[\frac{x_i}{w}, \frac{y_i}{h}, \frac{w_i}{w}, \frac{h_i}{h}, \frac{A_i}{A_i}\right]$.

Define the edges features r_{ij} associated with edge e_{ij} using the pairwise geometric features between components c_i and c_j given by below.

$$r_{ij} = [\phi_{ij}, \frac{w_j}{w_i}, \frac{h_j}{h_i}, \frac{1}{D} \sqrt{\Delta x^2 + \Delta y^2}, \frac{\Delta x}{A_i}, \frac{\Delta y}{A_i}, \theta_{ij}] \quad (1)$$

Where $\Delta x = x_j - x_i$ and $\Delta y = y_j - y_i$ are the shifts between the components and constant $D = \sqrt{w^2 + h^2}$ normalises against the diagonal. In addition, the feature r_{ij} incorporates various geometric relations such as relative distance, aspect ratios, orientation $\theta = \arctan 2(\Delta y / \Delta x) \in [-\pi, \pi]$. Explicitly include a containment feature taking into account the Intersection over Union (IoU) between components capturing the nesting of the layout components:

$$\psi_{ij} = \frac{M(c_i) \cap M(c_j)}{M(c_i) \cup M(c_j)} \quad (2)$$

About the visual feature v_i , it is a $3 \times N$ matrix of which N is the same as the length of the characters. It means it is equal to v_i . And the 3 kinds of features are gotten from PDF code – Font-style, Size and Color:

- Font-style encodes typeface and font respectively. For example, LiberationSans-Bold is encoded as below.

LiberationSans	Bold
1	0	1

- Size is the size of text.
- Color is gotten by transforming color space to YCbCr with 4:2:0 chroma subsampling.

C. Layout Graph Encoder

As show in Fig. 4(c), the node features n_i in the graph hold both the semantic class label s_i as well as the geometric property g_i , text property v_i and visual presentation v_i of the layout component c_i . $n_0 = E_n([E_c(E_s(s_0)), E_t(t_0), E_v(v_0))g_0])$ where E is the embedding layer that learns the several kinds of features and then projects the features into node feature n_i . Similarly, the edge features r_{ij} are projected by $E_r(r_{ij})$. Next, the node features and the edge (relation) features are operated by graph convolutional networks $g_n(\cdot)$ and $g_r(\cdot)$. The node and relational feature outputs of the GCN network are computed by $x_{n_i} = g_n(n_i)$, $x_{r_{ij}} = g_r([n_i E_r(r_{ij}) n_j])$. The relation graph network g_r operates on tuples $\langle n_i, E_r(r_{ij}), n_j \rangle$ passing the information through the graph to learn the overall layout. And then obtain two set of features $X_n = \{x_{n_1}, x_{n_2}, \dots, x_{n_n}\}$, $X_r = \{x_{r_1}, x_{r_2}, \dots, x_{r_n}\}$. Where k and k' are the number of components (node features) and the total number of the relationship features which vary for different layout layouts. Next, the sets of features are passed through self-attention modules which learn to pool the node features and relational features given by

$$f_n^{att} = \sum_{i=1}^k a_{n_i} x_{n_i}, f_r^{att} = \sum_{i=1}^{k'} a_{r_i} x_{r_i} \quad (3)$$

$$\frac{\exp(w_n^T x_{n_i})}{\sum_{l=1}^n \exp(w_n^T x_{n_l})}, \frac{\exp(w_r^T x_{r_i})}{\sum_{l=1}^{k'} \exp(w_r^T x_{r_l})} \quad (4)$$

where, a_{n_i} and a_{r_i} are attention weights learned with w_n^T and w_r^T parameters.

Finally, obtain a d -dimensional latent embedding that encodes the layout;

$$f_e = E_e([f_n^{att}, f_r^{att}]) \quad (5)$$

D. Layout Graph Matching Neural Network

We simply modify previous works [12], [13], [14] to implement our approach. The learning process of our matching neural network is showed as Alg. 1.

Algorithm 1 Iterative cross-graph node embedding

Input: Block features $\{b_{1i}^{(0)}, b_{2j}^{(0)}\}_{i \in \nu_1, j \in \nu_2}$; number of iterations K
Output: embedding features $\{b_{1i}^{(3)}, b_{2j}^{(3)}\}_{i \in \nu_1, j \in \nu_2}$

```

1: // first intra-graph aggregation
2:  $\{b_{si}^{(1)}\} \leftarrow GConv_1(A_s, \{b_{si}^{(0)}\})$ ;
3: // Initialize  $\hat{S}^{(0)}$  as zero matrix
4:  $\hat{S}^{(0)} \leftarrow 0^{N \times N}$ ;
5: for  $k \leftarrow \{1 \dots K\}$  do
6:   // cross-graph aggregation
7:    $\{h_{1i}^{(2)}\} \leftarrow GConv(\hat{S}^{(k-1)}\{h_{1i}^{(1)}\}, \{h_{2i}^{(1)}\})$ ;
8:    $\{h_{1i}^{(2)}\} \leftarrow GConv(\hat{S}^{(k-1)\top}, \{h_{2i}^{(1)}\}, \{h_{1i}^{(1)}\})$ ;
9:   // second intra-graph aggregation
10:   $\{h_{si}^{(2)}\} \leftarrow GConv(A_s, \{h_{si}^{(2)}\})$ ;
11:  // correspondence prediction
12:  build  $\hat{M}$  from  $\{h_{1i}^{(2)}\}, \{h_{2i}^{(2)}\}$ ;
13:   $\hat{S}^{(k)} \leftarrow Sinkhorn(\hat{M})$ ;
14: end for
```

IV. DATASETS

To the best of our knowledge, our work is the first to export the topic of document comparison in visually-rich document. We collect and construct two kinds of layout datasets by ourself: legal agreement and scientific articles. After some data filtering, the size of the two datasets is respectively, 30 and 25. The component-level region bounding box is provided according to manual validating for the prediction of our Cascade Mask R-CNN[21] based document layout analysis detector. And the corresponding transcript is annotated with the help of in-house workers, using a Web based annotation tool - Label Studio[22]. The annotation process was organized in two stages. In stage 1, workers were shown a pair of document image with the annotation of layout segmentation. They should revise the wrong annotation predicted from DLA predictor. The second annotation stage aims to construct the matching relation between the component. Worker can simply use the Relations tag provided by Label Studio to create label relations between regions.

V. CONCLUSIONS

We present a novel graph neural network to solve both context similarity of components and structural matching between layout components. The main limitation of our current proposed framework is the requirement for strong a priori knowledge, which means, our framework is not so robust in revising the wrong input from document layout analysis. Another limitation of our current network is that it does not learn hierarchical graph representations which is desirable when dealing with cross-pages comparison.

REFERENCES

- [1] L. Torresani, V. Kolmogorov, and C. Rother, "Feature correspondence via graph matching: Models and global optimization," in *Eur. Conf. Comput. Vis.* Springer, 2008, pp. 596–609.
- [2] T. Caetano, J. McAuley, L. Cheng, Q. Le, and A. J. Smola, "Learning graph matching," *Trans. Pattern Anal. Mach. Intell.*, vol. 31, no. 6, pp. 1048–1058, 2009.
- [3] M. Leordeanu, R. Sukthankar, and M. Hebert, "Unsupervised learning for graph matching," *Int. J. Comput. Vis.*, vol. 96, no. 1, pp. 28–45, 2012.
- [4] Andrei Zanfir, "Deep Learning of Graph Matching," *IEEE/CVF Conference on Computer Vision and Pattern Recognition*, 2018.
- [5] Dipu Manandhar, Dan Ruta, and John Collomosse, "Learning Structural Similarity of User Interface Layouts using Graph Networks," *ECCV*, 2020.
- [6] Minsu Cho, "Progressive Graph Matching: Making a Move of Graphs via Probabilistic Voting," *CVPR*, 2012.
- [7] Andrew Kao, "How to compare two PDF documents side by side," <https://www.foxitsoftware.com/blog/how-to-compare-two-pdf-documents-side-by-side/>
- [8] ADOBE ACROBAT, "Easily compare PDF files," <https://acrobat.adobe.com/us/en/acrobat/how-to/compare-two-pdf-files.html>
- [9] Dipu Manandhar et al, "Learning Structural Similarity of User Interface Layouts using Graph Networks," *CVPR* 2021.
- [10] Akshay Gadi Patil et al, "LayoutGMN: Neural Graph Matching for Structural Layout," *CVPR* 2021.
- [11] Nils Reimers and Iryna Gurevych, "Sentence-BERT: Sentence Embeddings using Siamese BERT-Networks," *ACL* 2019.
- [12] R Wang, J Yan, X Yang, "Learning combinatorial embedding networks for deep graph matching," *The IEEE International Conference on Computer Vision (ICCV)*, October 2019.
- [13] Wang, J Yan, X Yang, "Combinatorial Learning of Robust Deep Graph Matching: an Embedding based Approach," *IEEE Transactions on Pattern Analysis and Machine Intelligence*, 2020.
- [14] R. Wang, J. Yan and X. Yang, "Neural Graph Matching Network: Learning Lawler's Quadratic Assignment Problem with Extension to Hypergraph and Multiple-graph Matching," *TPAMI* 2021
- [15] A. Zanfir and C. Sminchisescu, "Deep learning of graph matching," *Comput. Vis. Pattern Recog.*, 2018, pp. 2684–2693.
- [16] M. Cho, K. Alahari, and J. Ponce, "Learning graphs to match," *Int. Conf. Comput. Vis.*, 2013, pp. 25–32.
- [17] M. Leordeanu, A. Zanfir, and C. Sminchisescu, "Semi-supervised learning and optimization for hypergraph matching," *Int. Conf. Comput. Vis.* IEEE, 2011, pp. 2274–2281.
- [18] R. Adams and R. Zemel, "Ranking via sinkhorn propagation," *arXiv:1106.1925*, 2011.
- [19] Z. Zhang and W. S. Lee, "Deep graphical feature learning for the feature matching problem," *Int. Conf. Comput. Vi.*, 2019, pp. 5087–5096.
- [20] Elad Hoffer and Nir Ailon, "Deep metric learning using triplet network," *International Workshop on Similarity-Based Pattern Recognition*, pages 84–92. Springer, 2015.
- [21] Junlong Li et al., "DiT: Self-supervised Pre-training for Document Image Transformer," *arXiv* 2022.
- [22] Maxim Tkachenko et al., "Label Studio: Data labeling software," 2020-2021.