

CORESET OF HYPERSPECTRAL IMAGES ON A SMALL QUANTUM COMPUTER

Soronzonbold Otgonbaatar, Mihai Datcu, Begüm Demir

DLR Oberpfaffenhofen, Technical University of Berlin

ABSTRACT

Machine Learning (ML) techniques are employed to analyze and process big Remote Sensing (RS) data, and one well-known ML technique is a Support Vector Machine (SVM). An SVM is a quadratic programming (QP) problem, and a D-Wave quantum annealer (D-Wave QA) promises to solve this QP problem more efficiently than a conventional computer. However, the D-Wave QA cannot solve directly the SVM due to its very few input qubits. Hence, we use a coreset (“core of a dataset”) of given EO data for training an SVM on this small D-Wave QA. The coreset is a small, representative weighted subset of an original dataset, and any training models generate competitive classes by using the coreset in contrast to by using its original dataset. We measured the closeness between an original dataset and its coreset by employing a Kullback-Leibler (KL) divergence measure. Moreover, we trained the SVM on the coreset data by using both a D-Wave QA and a conventional method. We conclude that the coreset characterizes the original dataset with very small KL divergence measure. In addition, we present our KL divergence results for demonstrating the closeness between our original data and its coreset. As practical RS data, we use *Hyperspectral Image* (HSI) of Indian Pine, USA.

Index Terms— Coreset, hyperspectral images, quantum support vector machine, quantum machine learning

1. INTRODUCTION

Most remotely sensed images are massive and diverse to classify by using ML techniques when compared with conventional images. In principle, ML is a machinery for identifying and classifying common patterns in a labeled as well as unlabeled dataset [1]. However, training models are computationally expensive and intractable on big data. Several studies proposed to use only a coreset (“core of a dataset”) of an original dataset for tackling these computational expensive and intractability challenges via Bayesian inference [2], [3], [4]. This coreset is a small, representative weighted subset of an original dataset, and any learning models trained on the coreset generate classes competitive with the ones trained on the original dataset (see Fig. 1).

The concept of a coreset creates a new opportunity for training ML models by using small quantum computers [5],

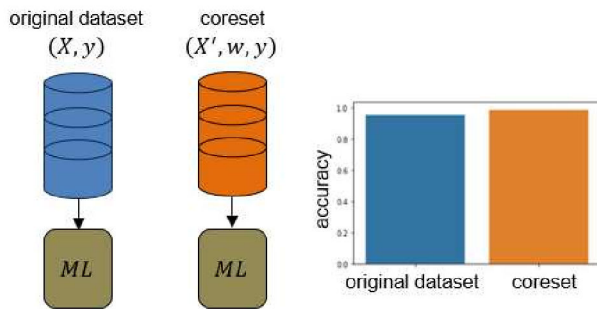


Fig. 1. The same learning models (ML) trained on an original dataset (X, y) and its coreset (X', w, y) generate approximately similar results.

[6] since a currently available quantum computer (D-Wave QA) comprises a very few quantum bits (qubits) [7]. Moreover, the quantum computer promises to solve an SVM faster than a conventional method and some intractable problems in ML [8], [9], [10]. We termed a quantum SVM (qSVM) when solving the SVM on a quantum computer, otherwise a classical SVM (cSVM).

For analysing practical RS datasets, there are several approaches of training ML models and solving RS optimization problems on a D-Wave QA [11], [12], [13], and even on a gate-based quantum computer [14], [15]. The D-Wave QA has around 5,000 input qubits and a specific *Pegasus* topology for the connectivity of its qubits [16], and it is designed for solving a Quadratic Unconstrained Binary Optimization (QUBO) problem [9]. In addition, If we assume that a single variable of a QUBO problem is represented by 6 qubits then we have approximately 833 qubits, and even this number decreases due to its topology. Therefore, in this work, we select the coreset of the Indian Pine hyperspectral image (HSI) by employing *sparse variational inference* [3], and then we train a weighted qSVM on our coreset when using a D-Wave QA. The other version of this work is available in [17].

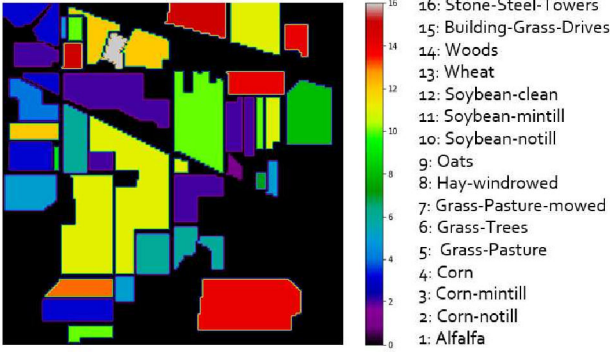


Fig. 2. The Indian Pine HSI with 16 classes: {1: Alfalfa, 2: Corn-notill, 3: Corn-mintill, 4: Corn, 5: Grass-Pasture, 6: Grass-Trees, 7: Grass-Pasture-mowed, 8: Hay-windrowed, 9: Oats, 10: Soybean-notill, 11: Soybean-mintill, 12: Soybean-clean, 13: Wheat, 14: Woods, 15: Building-Grass-Drives, 16: Stones-Steel-Towers.

2. HSI DATASET

The Indian Pine HSI obtained by AVIRIS sensor has 16 classes, and each class is characterized by 200 spectral bands shown in Fig. 2 [18]. For simplicity, we used only two-classes of the Indian Pine HSI and characterized each class by two features by employing Principal Component Analysis (PCA) [13].

3. CORESET METHOD

In Bayesian inference, a posterior density $p(\theta|X)$ is expressed by

$$p(\theta|X) = \frac{1}{Z} \exp \left\{ \sum_{i=1}^N f_i(\theta) \right\} p_0(\theta), \quad (1)$$

where Z is a partition function, $f_i(\theta)$ is a potential function, $p_0(\theta)$ is a prior, θ parameters, and original data points $\{(X_i, y_i)\}_{i=1}^N$ with its labels y_i . In practice, a Markov Chain Monte Carlo (MCMC) method is widely used to obtain samples from this posterior due to the intractable Z [19]. To obtain a coreset of the data $\{(X_i, y_i)\}_{i=1}^N$, the equation (1) can be re-expressed by

$$p_w = p_w(\theta|X) = \frac{1}{Z(w)} \exp \left\{ \sum_{i=1}^N w_i f_i(\theta) \right\} p_0(\theta). \quad (2)$$

We denoted the full distribution of the data $\{(X_i, y_i)\}_{i=1}^N$ as $p = p_1(\theta|X)$. More importantly, this posterior becomes

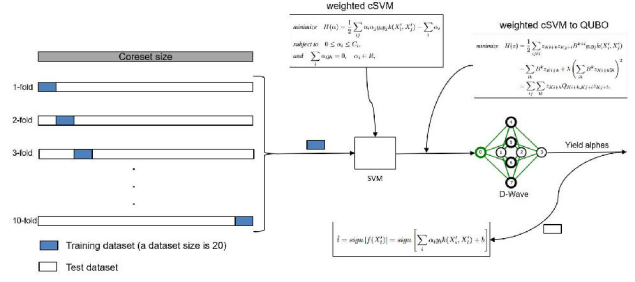


Fig. 3. The pictorial representation of our proposed method in this paper.

tractable. Finally, we optimize the below equation via *sparse variational inference* [3]

$$\hat{w} = \min_w D_{KL}(p_w || p_1) \quad s.t. \quad w \geq 0, \quad \|w\|_0 \leq M, \quad (3)$$

where \hat{w} is an optimal sparse weight vector, M is a coreset size, and $D_{KL}(p_w || p_1)$ is the Kullback-Leibler (KL) divergence measuring the similarity between (1) and (2).

By optimizing (3), we derive the optimal sparse weight vectors w and the coreset of our dataset such that

$$\{(X_i, y_i)\}_{i=1}^N \rightarrow \{(X'_i, w_i, y_i)\}_{i=1}^M, \quad w_i \in R_{\geq 0}, \quad (4)$$

where (X_i, y_i) is our original dataset when (X'_i, w_i, y_i) is our coreset.

4. WEIGHTED SVM ON THE CORESET

We train a weighted SVM on the coreset expressed by

$$\begin{aligned} \text{minimize} \quad & H(\alpha) = \frac{1}{2} \sum_{i,j} \alpha_i \alpha_j y_i y_j k(X'_i, X'_j) - \sum_i \alpha_i \\ \text{subject to} \quad & 0 \leq \alpha_i \leq C_i, \\ \text{and} \quad & \sum_i \alpha_i y_i = 0, \quad \alpha_i \in R, \end{aligned} \quad (5)$$

where $C_i = w_i C$ is a regularization parameter, and $k(\cdot, \cdot)$ is the kernel function of the SVM [19]. This formulation of the SVM is called a kernel-based *weighted cSVM*. The point X_i with $\alpha_i \neq 0$ is called a support vector.

For a test point X_t , the decision function is defined by:

$$\hat{t} = \text{sign}[f(X'_t)] = \text{sign} \left[\sum_i \alpha_i y_i k(X'_i, X'_t) + b \right], \quad (6)$$

Table 1. The coresets of the Indian Pine HSI dataset shown in Fig. 2, and the KL divergence measure.

| Classes | Data size | Coreset Size | KL divergence |
|---------|-----------|--------------|---------------|
| {1, 2} | 295 | 79 | 0.573 |
| {2, 3} | 452 | 56 | 0.003 |
| {3, 4} | 214 | 33 | 0.000 |
| {4, 5} | 144 | 41 | 0.017 |
| {5, 6} | 243 | 41 | 0.001 |
| {6, 7} | 758 | 125 | 0.492 |

where $\text{sign}(f(X'_i)) = 1$ if $f(X'_i) > 0$, $\text{sign}(f(X'_i)) = -1$ if $\text{sign}(f(X'_i)) < 0$, and $\text{sign}(f(X'_i)) = 0$ otherwise. The bias b is expressed by following [20]:

$$b = \frac{\sum_i \alpha_i (C_i - \alpha_i) \left[y_i - \sum_j \alpha_j y_j k(X'_j, X'_i) \right]}{\sum_i \alpha_i (C_i - \alpha_i)}. \quad (7)$$

In addition, we employ a radial basis function (rbf) as a kernel written by

$$\text{rbf}(X'_i, X'_j) = \exp\left\{-\gamma \|X'_i - X'_j\|^2\right\}, \quad (8)$$

where $\gamma > 0$ is a parameter.

5. WEIGHTED SVM ON D-WAVE QUANTUM ANNEALER

A D-Wave QA is a quantum annealer with specific topology called *Pegasus*, and its vertices of this topology are occupied by qubits. The D-Wave QA uses a meta-heuristic process to solve only a QUBO problem

$$H(\mathbf{z}) = \sum_{i,j} z_i Q_{ij} z_j, \quad z_i, z_j \in \{0, 1\}, \quad (9)$$

where z_i, z_j are called logical variables, and Q_{ij} includes a bias term h_i and the interaction strength of the logical variables g_{ij} [16]. To solve the weighted cSVM on a D-Wave QA, we transform the weighted cSVM given in (5) to the QUBO problem expressed by (9) by using

$$\alpha_i = \sum_{k=0}^{K-1} B^k z_{K+i+k}, \quad z_{K+i+k} \in \{0, +1\}, \quad (10)$$

where K is the number of binary variables (bits), and B is the base. In the end, the weighted qSVM becomes

Table 2. The classification accuracy of the weighted qSVM, and the weighted cSVM on our coresets.

| Classes | Coreset Size | qacc | cacc |
|---------|--------------|------|------|
| {1, 2} | 79 | 0.96 | 0.96 |
| {2, 3} | 56 | 0.70 | 0.70 |
| {3, 4} | 33 | 0.88 | 0.88 |
| {4, 5} | 41 | 0.78 | 0.78 |
| {5, 6} | 41 | 0.71 | 0.71 |
| {6, 7} | 125 | 0.92 | 0.90 |

$$\begin{aligned} \text{minimize } H(z) &= \frac{1}{2} \sum_{ijkl} z_{K+i+k} z_{K+j+l} B^{k+l} y_i y_j k(X'_i, X'_j) \\ &\quad - \sum_{ik} B^k z_{K+i+k} + \lambda \left(\sum_{ik} B^k z_{K+i+k} y_i \right)^2 \\ &= \sum_{ij} \sum_{kl} z_{K+i+k} Q_{K+i+k, K+j+l} z_{K+j+l}, \end{aligned} \quad (11)$$

where

$$Q_{K+i+k, K+j+l} = \frac{1}{2} B^{k+l} y_i y_j (k(X'_i, X'_j) + \lambda) - \delta_{ij} \delta_{kl} B^k. \quad (12)$$

5.1. Our experiment

We presented the our KL divergence measure in Table 1. This KL divergence measure implies that the coresets of the Indian Pine HSI is approximately similar to its original dataset. Moreover, we trained the weighted qSVM expressed by (11) and the weighted cSVM written by (5) on this coresets. In addition, we demonstrated our experimental steps of the weighted qSVM in Fig. 3, and we trained the weighted cSVM by using the Python module *scikit-learn*. Finally, we presented our classification results in Table 2, and we noted our quantum accuracy by qacc and our classical accuracy by cacc. This result demonstrates that our coresets is a representative, small subset of its original dataset, and the qSVM is competitive in comparison with its cSVM.

6. CONCLUSION

In our paper, we used the coresets of the Indian Pine HSI, and the coresets is a very small and representative weighted subset of its original dataset. We even demonstrated the similarity between our coresets and its original data by computing their KL divergence measure. This similarity implies that

we cheaply computed the uncertainty of our original dataset by using its coreset. Finally, we trained the weighted qSVM on our coreset by using a D-Wave QA, and we proved that the weighted qSVM generates classes competitive with the weighted cSVM in Table 2.

7. ACKNOWLEDGMENT

The authors gratefully acknowledge the Juelich Supercomputing Centre (<https://www.fzjuelich.de/ias/jsc>) for funding this project by providing computing time through the Juelich UNified Infrastructure for Quantum computing (JUNIQU) on a D-Wave quantum annealer.

8. REFERENCES

- [1] Dimitrios Marmanis, Mihai Datcu, Thomas Esch, and Uwe Stilla, “Deep learning earth observation classification using imagenet pretrained networks,” *IEEE Geoscience and Remote Sensing Letters*, vol. 13, no. 1, pp. 105–109, 2016.
- [2] Dionysis Manousakas, Zuheng Xu, Cecilia Mascolo, and Trevor Campbell, “Bayesian pseudocoresets,” in *Advances in Neural Information Processing Systems*, H. Larochelle, M. Ranzato, R. Hadsell, M. F. Balcan, and H. Lin, Eds. 2020, vol. 33, pp. 14950–14960, Curran Associates, Inc.
- [3] Trevor Campbell and Boyan Beronov, “Sparse variational inference: Bayesian coresets from scratch,” in *Advances in Neural Information Processing Systems*, H. Wallach, H. Larochelle, A. Beygelzimer, F. d’Alché-Buc, E. Fox, and R. Garnett, Eds. 2019, vol. 32, Curran Associates, Inc.
- [4] Trevor Campbell and Tamara Broderick, “Bayesian coreset construction via greedy iterative geodesic ascent,” *ArXiv*, May 2018.
- [5] Aram W. Harrow, “Small quantum computers and large classical data sets,” *ArXiv*, Mar 2020.
- [6] Teague Tomesh, Pranav Gokhale, Eric R. Anschuetz, and Frederic T. Chong, “Coreset clustering on small quantum computers,” *Electronics*, vol. 10, no. 14, 2021.
- [7] “A D-Wave quantum annealer,” 2021.
- [8] John Preskill, “Quantum computing in the nisq era and beyond,” *Quantum*, vol. 2, pp. 79, Aug 2018.
- [9] Vasil S. Denchev, Sergio Boixo, Sergei V. Isakov, Nan Ding, Ryan Babbush, Vadim Smelyanskiy, John Martinis, and Hartmut Neven, “What is the computational value of finite-range tunneling?,” *Phys. Rev. X*, vol. 6, pp. 031015, Aug 2016.
- [10] Vedran Dunjko and Hans J Briegel, “Machine learning & artificial intelligence in the quantum domain: a review of recent progress,” *Reports on Progress in Physics*, vol. 81, no. 7, pp. 074001, jun 2018.
- [11] Soronzonbold Otgonbaatar and Mihai Datcu, “Quantum annealer for network flow minimization in insar images,” in *EUSAR 2021; 13th European Conference on Synthetic Aperture Radar*, 2021, pp. 1–4.
- [12] Gabriele Cavallaro, Dennis Willsch, Madita Willsch, Kristel Michielsen, and Morris Riedel, “Approaching remote sensing image classification with ensembles of support vector machines on the d-wave quantum annealer,” in *IGARSS 2020 - 2020 IEEE International Geoscience and Remote Sensing Symposium*, 2020, pp. 1973–1976.
- [13] Soronzonbold Otgonbaatar and Mihai Datcu, “A quantum annealer for subset feature selection and the classification of hyperspectral images,” *IEEE Journal of Selected Topics in Applied Earth Observations and Remote Sensing*, vol. 14, pp. 7057–7065, 2021.
- [14] Soronzonbold Otgonbaatar and Mihai Datcu, “Natural embedding of the stokes parameters of polarimetric synthetic aperture radar images in a gate-based quantum computer,” *IEEE Transactions on Geoscience and Remote Sensing*, pp. 1–8, 2021.
- [15] Soronzonbold Otgonbaatar and Mihai Datcu, “Classification of remote sensing images with parameterized quantum gates,” *IEEE Geoscience and Remote Sensing Letters*, pp. 1–5, 2021.
- [16] Kelly Boothby, Paul Bunyk, Jack Raymond, and Aidan Roy, “Next-generation topology of d-wave quantum processors,” *arXiv:2003.00133*, Feb 2020.
- [17] Soronzonbold Otgonbaatar and Mihai Datcu, “Assembly of a coreset of earth observation images on a small quantum computer,” *Electronics*, vol. 10, no. 20, 2021.
- [18] “Airborne visible/infrared imaging spectrometer (aviris),” 2021.
- [19] Mohammadreza Sheykhmousa, Masoud Mahdianpari, Hamid Ghanbari, Fariba Mohammadimanesh, Pedram Ghamisi, and Saeid Homayouni, “Support vector machine versus random forest for remote sensing image classification: A meta-analysis and systematic review,” *IEEE Journal of Selected Topics in Applied Earth Observations and Remote Sensing*, vol. 13, pp. 6308–6325, 2020.
- [20] D. Willsch, M. Willsch, H. De Raedt, and K. Michielsen, “Support vector machines on the d-wave quantum annealer,” *Computer Physics Communications*, vol. 248, pp. 107006, 2020.