

# Reaction Network Analysis of Metabolic Insulin Signaling

Patrick Vincent N. Lubenia<sup>1</sup>, Eduardo R. Mendoza<sup>1,2,3</sup>  
and Angelyn R. Lao<sup>1,2,4\*</sup>

<sup>1</sup>Systems and Computational Biology Research Unit, Center for Natural Sciences and Environmental Research, 2401 Taft Avenue, Manila, 0922, Metro Manila, Philippines.

<sup>2\*</sup>Department of Mathematics and Statistics, De La Salle University, 2401 Taft Avenue, Manila, 0922, Metro Manila, Philippines.

<sup>3</sup>Max Planck Institute of Biochemistry, Am Klopferspitz 18, 82152, Martinsried near Munich, Germany.

<sup>4</sup>Center for Complexity and Emerging Technologies, 2401 Taft Avenue, Manila, 0922, Metro Manila, Philippines.

\*Corresponding author(s). E-mail(s): [angelyn.lao@dlsu.edu.ph](mailto:angelyn.lao@dlsu.edu.ph);  
Contributing authors: [pnlubenia@upd.edu.ph](mailto:pnlubenia@upd.edu.ph);  
[eduardo.mendoza@dlsu.edu.ph](mailto:eduardo.mendoza@dlsu.edu.ph);

## Abstract

Absolute concentration robustness (ACR) and concordance are novel concepts in the theory of robustness and stability within Chemical Reaction Network Theory. ACR characterizes the invariance of the concentrations of a species at all positive equilibria of a kinetic system. In this paper, we have extended G. Shinar and M. Feinberg's reaction network analysis approach to a large model of a biochemical system based on recent advances in decomposing reaction networks. Our extended approach is applied to the insulin signaling system, an important metabolic system, established by Sedaghat and colleagues in 2002. We have shown that the positive dependence of the insulin metabolic signaling network ensures the existence of rate constants under which the mass action system has positive equilibria. We have also shown that the reaction network is concordant and that the system has ACR in 8 species, which restricts the variability of the positive equilibria.

This result suggests that this “structural source of robustness” may be an important factor in the system’s overall robustness. Moreover, we have obtained the finest independent decomposition of the insulin metabolic signaling network (which has 35 reactions) consisting of 10 subnetworks, and have shown that the stability of the equilibria is only within the subnetworks and not for the whole network. Interestingly, we have verified that, for the rate constants used in the study of Sedaghat and colleagues, the insulin-regulated glucose transporter GLUT4 (an important component in glucose energy metabolism) has stable ACR.

**Keywords:** independent decomposition, metabolic insulin signaling, positive equilibria, reaction network, subnetwork

## 1 Introduction

Between 2010 and 2015, G. Shinar and M. Feinberg published a series of papers based on the novel concepts of absolute concentration robustness (ACR) and concordance, which one may view as the beginnings of a theory of robustness within Chemical Reaction Network Theory (Shinar and Feinberg, 2010, 2011, 2012, 2013; Knight et al, 2015). ACR characterizes the invariance of the concentrations of a species at all positive equilibria of a kinetic system and, from experimental observations in *Escherichia coli* subsystems, the authors extracted sufficient (mathematical) conditions for the property. They related ACR to bifunctionality of enzymes and viewed the condition as a “structural source” (Shinar and Feinberg, 2010) or “design principle” (Shinar and Feinberg, 2011) of robustness. Concordance, on the other hand, is seen to indicate “architectures that, by their very nature, enforce duller, more restrictive behavior despite what might be great intricacy in the interplay of many species, even independent of values that kinetic parameters might take” (Shinar and Feinberg, 2012). G. Shinar and M. Feinberg provided small models of biological systems such as the osmotic pressure response system EnvZ-OmpR of *Escherichia coli* for ACR and calcium dynamics of olfactory cilia for concordance. The goal of this paper is to explore the extension of their reaction network analysis approach to larger models of biochemical systems based on recent advances in decomposing reaction networks (Fontanil et al, 2021; Fortun and Mendoza, 2021; Hernandez and De la Cruz, 2021) using the example of a widely used model of the insulin signaling system (Sedaghat et al, 2002).

The insulin signaling system is an important metabolic system that, upon binding of insulin to its receptor at the cell surface, initiates the uptake of glucose into the cell. The analysis of this process in muscle cells, hepatocytes, cells of adipose tissue, and (most recently) neurons is crucial for understanding the underlying mechanisms of insulin resistance. This reduced ability of cells to use available insulin for energy metabolism is viewed as a common factor in diseases such as obesity, type 2 diabetes, metabolic syndrome, and cancer. More recently, brain insulin resistance has received increased attention from

neuroscientists in connection with mild cognitive impairment and Alzheimer’s Disease (AD) (Arnold et al, 2018; Neth and Craft, 2017). Our studies of the metabolic aspects of AD, in fact, provided the motivation for this analysis of a mathematical model of the insulin signaling system (Lao et al, 2021).

The complexity of the insulin signaling system, both in terms of the number of molecular components involved as well as the intricate combination of positive and negative feedback loops, clearly warrants the application of mathematical modeling and computational tools. A natural starting point for our studies of such models is the seminal work of Sedaghat et al (2002). This widely-cited work has been applied in various contexts and the authors conveniently provide WinPP source files for the system. We utilized the Hars-Tóth Criterion presented in Chellaboina et al (2009) and derived a chemical reaction network underlying the system of ordinary differential equations (ODEs) of the Sedaghat et al model, leading to its realization as a mass action system with 20 species, 35 complexes, and 35 reactions.

Known results and standard tools in the CRNToolbox (Feinberg et al, 2018) enable initial insights into this nonconservative, non-weakly reversible, high deficiency ( $\delta = 7$ ) system. The positive dependence of the reaction network ensures the existence of rate constants under which the mass action system has positive equilibria (a set of such rate constants were estimated by Sedaghat et al using dose-response data in muscle cells). The network’s  $t$ -minimality implies, after a result from Feinberg and Horn (1977), that the kinetic and stoichiometric subspaces coincide, which precludes the occurrence of only degenerate equilibria (Feliu and Wiuf, 2012) and further less desirable behavior (Section 3.A.1 of Feinberg (2019)). The toolbox reported that the network is concordant, which implies that the system’s species formation rate function, i.e., the right-hand side of the ODE system, viewed as a mapping  $f : \mathbb{R}^{20} \rightarrow \mathbb{R}^{20}$ , when restricted to any stoichiometric compatibility class, is injective (Shinar and Feinberg, 2012). In particular, it follows that the kinetic system is monostationary, i.e., there is at most one positive equilibrium in each stoichiometric compatibility class.

After establishing the (stoichiometrically) uniform distribution of the positive equilibria in the species space, we explored the question of their variability, i.e., how different are the equilibria from one another. A novel approach in this regard is to conduct an ACR analysis of the system’s species. The previously mentioned results of G. Shinar and M. Feinberg were extended to a class of power law systems (Fortun et al, 2021) and then incorporated into a framework for detecting ACR in large systems using special decompositions of the reaction networks (Fortun and Mendoza, 2021). The occurrence of low deficiency ( $\delta = 0$  or  $\delta = 1$ ) subnetworks (called “ACR building blocks”) with appropriate properties allows the inference of ACR for the whole network.

Decomposition theory was initiated by M. Feinberg in his 1987 review (Feinberg, 1987) where he also introduced the important concept of an independent decomposition, a decomposition wherein the stoichiometric subspace of the whole network is the direct sum of the stoichiometric subspaces of the

subnetworks. He highlighted its importance by showing that in an independent decomposition, the set of positive equilibria of the whole network is the intersection of the equilibria sets of the subnetworks. Hence, if a species has ACR in a subnetwork of an independent decomposition, it also has ACR in the whole network since the latter’s equilibria set is contained in that of the subnetwork. Recent results of [Hernandez and De la Cruz \(2021\)](#) provided a criterion and procedure for determining the existence of a nontrivial independent decomposition (the trivial independent decomposition is the network itself). Application of their procedure yielded an independent decomposition into 10 subnetworks which, from results in [Hernandez et al \(2022\)](#), is actually the finest independent decomposition, i.e., that with the highest number of subnetworks.

For the ACR analysis, we implemented the algorithm of [Fontanil et al \(2021\)](#) in Octave (which can also run in Matlab) and discovered Shinar-Feinberg reaction pairs in appropriate low-deficiency subnetworks of coarsenings of the above independent decomposition. We found that the system had ACR in 8 (out of 20) species, which restricts the variability of the positive equilibria (a detailed discussion is provided in Section 5).

The presence of ACR in 8 species restricts the variability of the positive equilibria and suggests that this “structural source of robustness” may be an important factor in the system’s overall robustness, a property which, according to a previous study by [Dexter et al \(2015\)](#), is not common in biochemical systems. To our knowledge, this is also the first large kinetic system for which an ACR assessment has been documented.

The paper is organized as follows: Section 2 contains the basic concepts and results on reaction networks and kinetic systems needed for later sections, including a brief review of decomposition theory. The construction of the insulin metabolic signaling reaction network, as well as its basic properties including its concordance and monostationarity, are described in Section 3. Section 4 discusses the finest nontrivial independent decomposition of the insulin metabolic signaling network and its deficiency-oriented coarsening. In Section 5, a review of relevant ACR results is followed by the determination of decompositions needed for the ACR analysis, the results of the analysis, and discussion in the context of previous results. A short summary concludes the paper in Section 6.

## 2 Fundamentals of Chemical Reaction Networks and Kinetic Systems

In this section, we discuss some concepts regarding chemical reaction networks, chemical kinetic systems, and decomposition theory based on the works of [Arceo et al \(2015, 2017a\)](#); [Feinberg \(1979, 1987, 2019\)](#); [Hernandez and De la Cruz \(2021\)](#); [Horn and Jackson \(1972\)](#); [Shinar and Feinberg \(2012\)](#); and [Wiuf and Feliu \(2013\)](#). The review on decomposition theory additionally relies on the studies conducted by [Fariñas et al \(2020, 2021\)](#); [Fontanil et al \(2021\)](#);

Fontanil and Mendoza (2022); Fortun et al (2019); and Fortun and Mendoza (2021).

## 2.1 Chemical Reaction Networks

A **chemical reaction network** (CRN)  $\mathcal{N}$  is a triple  $(\mathcal{S}, \mathcal{C}, \mathcal{R})$  of nonempty finite sets  $\mathcal{S}$ ,  $\mathcal{C}$ , and  $\mathcal{R}$  of  $m$  species,  $n$  complexes, and  $r$  reactions, respectively, where  $\mathcal{C} \subseteq \mathbb{R}_{\geq 0}^m$  and  $\mathcal{R} \subset \mathcal{C} \times \mathcal{C}$  satisfying the following:

- (i)  $(C, C) \notin \mathcal{R}$  for any  $C \in \mathcal{C}$ ; and
- (ii) For each  $C_i \in \mathcal{C}$ , there exists  $C_j \in \mathcal{C}$  such that  $(C_i, C_j) \in \mathcal{R}$  or  $(C_j, C_i) \in \mathcal{R}$ .

Given a set  $I$ ,  $\mathbb{R}^I$  refers to the vector space of real-valued functions with domain  $I$ . If  $x$  is a vector in  $\mathbb{R}^I$ , we use the symbol  $x_i$  to denote the number that  $x$  assigns to  $i \in I$ . In the context of a CRN,  $\mathbb{R}^{\mathcal{S}}$ ,  $\mathbb{R}^{\mathcal{C}}$ , and  $\mathbb{R}^{\mathcal{R}}$  are referred to as the **species space**, **complex space**, and **reaction space**, respectively.

We denote the species in a CRN as  $X_1, \dots, X_m$ . This way,  $X_i$  can be identified with the vector in  $\mathbb{R}^m$  with 1 in the  $i$ th coordinate and zero elsewhere. We denote the reactions in a CRN as  $R_1, \dots, R_r$ . The ordered pair  $(C_i, C_j)$  corresponds to the familiar notation  $C_i \rightarrow C_j$  which indicates the reaction where complex  $C_i$  reacts to complex  $C_j$ . We call  $C_i$  the **reactant complex** and  $C_j$  the **product complex**. We denote the number of reactant complexes as  $n_r$ . A reaction  $C_i \rightarrow C_j$  is called **reversible** if it is accompanied by its reverse reaction  $C_j \rightarrow C_i$ . Otherwise, it is called **irreversible**. We denote the complexes in a CRN as  $C_1, \dots, C_n$  where the manner in which the complexes are numbered play no essential role. A complex  $C_i \in \mathcal{C}$  is given as  $C_i = \sum_{j=1}^m c_{ij} X_j$  or as the vector  $(c_{i1}, \dots, c_{im}) \in \mathbb{R}^m$ . The coefficient  $c_{ij}$  is called the **stoichiometric coefficient** of species  $X_j$  in complex  $C_i$ . Stoichiometric coefficients are all nonnegative numbers. We define the **zero complex** as the zero vector in  $\mathbb{R}^m$ . A reaction  $0 \rightarrow X$  is called an **inflow reaction** while a reaction  $X \rightarrow 0$  is called an **outflow reaction** (see Appendix A Examples 1 and 2 for illustrations).

Let  $\mathcal{N} = (\mathcal{S}, \mathcal{C}, \mathcal{R})$  be a CRN. For each reaction  $C_i \rightarrow C_j \in \mathcal{R}$ , we associate the **reaction vector**  $C_j - C_i \in \mathbb{R}^m$ . The linear subspace of  $\mathbb{R}^m$  spanned by the reaction vectors is called the **stoichiometric subspace** of  $\mathcal{N}$ , defined as  $S = \text{span}\{C_j - C_i \in \mathbb{R}^m \mid C_i \rightarrow C_j \in \mathcal{R}\}$ . The **rank** of  $\mathcal{N}$  is given by  $s = \dim(S)$ , i.e., the rank of the network is the rank of its set of reaction vectors. In this paper, we sometimes use the notation  $\mathcal{N} = \{R_1, \dots, R_r\}$  where we loosely use the notation  $R_i$  to refer to either reaction  $i$  or its corresponding reaction vectors. When we use this notation, it means we want to emphasize the reactions of the CRN.

Two vectors  $x^*, x^{**} \in \mathbb{R}^m$  are said to be **stoichiometrically compatible** if  $x^* - x^{**}$  is an element of the stoichiometric subspace  $S$ . Stoichiometric compatibility is an equivalence relation that induces a partition of  $\mathbb{R}_{\geq 0}^{\mathcal{S}}$  or  $\mathbb{R}_{> 0}^{\mathcal{S}}$  into

equivalence classes called the **stoichiometric compatibility classes** or **positive stoichiometric compatibility classes**, respectively, of the network. In particular, the stoichiometric compatibility class containing  $x \in \mathbb{R}_{\geq 0}^{\mathcal{S}}$  is the set  $(x + S) \cap \mathbb{R}_{\geq 0}^{\mathcal{S}}$  where  $x + S$  is the left coset of  $S$  containing  $x$ . Similarly, the positive stoichiometric compatibility class containing  $x \in \mathbb{R}_{> 0}^{\mathcal{S}}$  is the set  $(x + S) \cap \mathbb{R}_{> 0}^{\mathcal{S}}$ .

The **molecularity matrix**  $Y$  is an  $m \times n$  matrix whose entry  $Y_{ij}$  is the stoichiometric coefficient of species  $X_i$  in complex  $C_j$ . The **incidence matrix**  $I_a$  is an  $n \times r$  matrix whose entry  $(I_a)_{ij}$  is defined as follows:

$$(I_a)_{ij} = \begin{cases} -1 & \text{if } C_i \text{ is the reactant complex of reaction } R_j \\ 1 & \text{if } C_i \text{ is the product complex of reaction } R_j \\ 0 & \text{otherwise} \end{cases}.$$

The **stoichiometric matrix**  $N$  is the  $m \times r$  matrix given by  $N = YI_a$ . The columns of  $N$  are the reaction vectors of the system. From the definition of stoichiometric subspace, we can see that  $S$  is the image of  $N$ , written as  $S = \text{Im}(N)$ . Observe that  $s = \dim(S) = \dim[\text{Im}(N)] = \text{rank}(N)$ , i.e., to compute for the rank of a CRN, we simply compute the rank of the stoichiometric matrix  $N$  (see Appendix A Example 3 for illustrations).

CRNs can be viewed as directed graphs where the complexes are represented by vertices and the reactions by edges.

The **linkage classes** of a CRN are the subnetworks of its reaction graph where for any complexes  $C_i$  and  $C_j$  of the subnetwork, there is a path between them. The number of linkage classes is denoted by  $\ell$ . The linkage class is said to be a **strong linkage class** if there is a directed path from  $C_i$  to  $C_j$ , and vice versa, for any complexes  $C_i$  and  $C_j$  of the subnetwork. The number of strong linkage classes is denoted by  $s\ell$ . Moreover, **terminal strong linkage classes**, the number of which is denoted as  $t$ , are the maximal strongly connected subnetworks where there are no edges (reactions) from a complex in the subgraph to a complex outside the subnetwork. Complexes belonging to terminal strong linkage classes are called **terminal**; otherwise, they are called **nonterminal** (see Appendix A Example 4 for illustrations).

A CRN with  $n$  complexes,  $n_r$  reactant complexes,  $\ell$  linkage classes,  $s\ell$  strong linkage classes, and  $t$  terminal strong linkage classes is called **weakly reversible** if  $s\ell = \ell$ ,  **$t$ -minimal** if  $t = \ell$ , **point terminal** if  $t = n - n_r$ , and **cycle terminal** if  $n - n_r = 0$ . The **deficiency** of a CRN is given by  $\delta = n - \ell - s$  where  $s$  is the rank of the CRN (see Appendix A Example 5 for illustrations).

For a CRN  $\mathcal{N}$ , the linear subspace of  $\mathbb{R}^m$  generated by the reactant complexes is called the **reactant subspace** of  $\mathcal{N}$ , defined as  $R = \text{span}\{C_i \in \mathbb{R}^m \mid C_i \rightarrow C_j \in \mathcal{R}\}$ . The **reactant rank** of  $\mathcal{N}$  is given by  $q = \dim(R)$ , i.e., the reactant rank of the network is the rank of its set of complexes. The **reactant deficiency** of  $\mathcal{N}$  is given by  $\delta_p = n_r - q$  where  $n_r$  is the number of reactant complexes and  $q$  is the reactant rank of  $\mathcal{N}$ .

To understand the reactant subspace  $R$ , write the incidence matrix as  $I_a = I_a^+ - I_a^-$  where  $I_a^+$  consists only of the 0's and 1's in  $I_a$  while  $I_a^-$  contains only the 0's and absolute values of the  $-1$ 's. We form the **reactant matrix**  $N^-$  (size  $m \times r$ ) given by  $N^- = Y I_a^-$  where  $Y$  is the molecularity matrix. The columns of  $N^-$  contains the reactant complexes of the system. From the definition of reactant subspace, we can see that  $R$  is the image of  $N^-$ , written as  $R = \text{Im}(N^-)$ . Observe that  $q = \dim(R) = \dim[\text{Im}(N^-)] = \text{rank}(N^-)$ , i.e., to compute for the reactant rank of a CRN, we simply compute the rank of the reactant matrix  $N^-$  (see Appendix A Example 6 for illustrations).

## 2.2 Chemical Kinetic Systems

A **kinetics**  $K$  for a CRN  $\mathcal{N} = (\mathcal{S}, \mathcal{C}, \mathcal{R})$  is an assignment to each reaction  $C_i \rightarrow C_j \in \mathcal{R}$  of a rate function  $K_{C_i \rightarrow C_j} : \mathbb{R}_{\geq 0}^{\mathcal{S}} \rightarrow \mathbb{R}_{\geq 0}$  such that

$$K_{C_i \rightarrow C_j}(X) > 0 \text{ if and only if } \text{supp}(C_i) \subset \text{supp}(X).$$

The system  $(\mathcal{N}, K)$  is called a **chemical kinetic system** (CKS).  $\text{supp}(C_i) = \{X_j \in \mathcal{S} \mid c_{ij} \neq 0\}$  is the **support** of complex  $C_i \in \mathcal{C}$ , i.e, it is the set of all species that have nonzero stoichiometric coefficients in complex  $C_i$ .

A kinetics gives rise to two closely related objects: the species formation rate function and the associated ordinary differential equation system.

For a CRN  $\mathcal{N} = (\mathcal{S}, \mathcal{C}, \mathcal{R})$  with kinetics  $K$ , the **species formation rate function** (SFRF) is given by

$$f(X) = \sum_{C_i \rightarrow C_j} K_{C_i \rightarrow C_j}(X)(C_j - C_i)$$

where  $X$  is the vector of species in  $\mathcal{S}$  and  $K_{C_i \rightarrow C_j}$  is the rate function assigned to reaction  $C_i \rightarrow C_j \in \mathcal{R}$ . The SFRF is simply the summation of the reaction vectors for the network, each multiplied by the corresponding rate function. The **kinetic subspace**  $\mathcal{K}$  for the CKS  $(\mathcal{N}, K)$  with SFRF  $f$  is the linear subspace of  $\mathbb{R}^{\mathcal{S}}$  defined by  $\mathcal{K} = \text{span}\{\text{Im}(f)\}$ . Note that the SFRF can be written as  $f(X) = NK(X)$  where  $N$  is the stoichiometric matrix and  $K$  the vector of rate functions. The equation  $\dot{X} = f(X)$  is the **ordinary differential equation** (ODE) **system** or **dynamical system** of the CKS (see Appendix A Example 7 for illustrations).

A zero of the SFRF  $f$  is called an **equilibrium** or a **steady state** of the system. If  $f$  is differentiable, an equilibrium  $X^*$  is called **degenerate** if  $\text{Ker}[J_{X^*}(f)] \cap \mathcal{S} \neq \{0\}$  where  $J_{X^*}(f)$  is the Jacobian of  $f$  evaluated at  $X^*$  and  $\text{Ker}$  is the kernel function; otherwise, the equilibrium is said to be **nondegenerate**.

A vector  $X \in \mathbb{R}_{\geq 0}^{\mathcal{S}}$  is called **complex balanced** if  $K(X)$  is contained in  $\text{Ker}(I_a)$  where  $I_a$  is the incidence matrix. Furthermore, if  $X$  is a positive equilibrium, then we call it a **complex balanced equilibrium**. A CKS is called **complex balanced** if it has a complex balanced equilibrium.

The reaction vectors of a CRN  $(\mathcal{S}, \mathcal{C}, \mathcal{R})$  are **positively dependent** if, for each reaction  $C_i \rightarrow C_j \in \mathcal{R}$ , there exists a positive number  $\alpha_{C_i \rightarrow C_j}$  such that

$$\sum_{C_i \rightarrow C_j} \alpha_{C_i \rightarrow C_j} (C_j - C_i) = 0.$$

A CRN with positively dependent reaction vectors is said to be **positive dependent**. [Shinar and Feinberg \(2012\)](#) showed that a CKS  $(\mathcal{N}, K)$  can admit a positive equilibrium only if its reaction vectors are positively dependent. The **set of positive equilibria** of a CKS is given by

$$E_+(\mathcal{N}, K) = \{X \in \mathbb{R}_{>0}^{\mathcal{S}} \mid f(X) = 0\}$$

where  $f$  is the SFRF of the CKS. A CRN is said to **admit multiple (positive) equilibria** if there exist positive rate constants such that the ODE system admits more than one stoichiometrically compatible equilibria. Analogously, the **set of complex balanced equilibria** of a CKS  $(\mathcal{N}, K)$  ([Horn and Jackson, 1972](#)) is given by

$$Z_+(\mathcal{N}, K) = \{X \in \mathbb{R}_{>0}^{\mathcal{S}} \mid I_a K(X) = 0\} \subseteq E_+(\mathcal{N}, K)$$

where  $I_a$  is the incidence matrix.

Let  $F$  be an  $r \times m$  matrix of real numbers. Define  $X^F$  by  $(X^F)_i = \prod_{j=1}^m X_j^{f_{ij}}$

for  $i = 1, \dots, r$ . A **power law kinetics** (PLK) assigns to each  $i$ th reaction a function

$$K_i(X) = k_i (X^F)_i$$

with **rate constant**  $k_i > 0$  and **kinetic order**  $f_{ij} \in \mathbb{R}$ . The vector  $k \in \mathbb{R}^r$  is called the **rate vector** and the matrix  $F$  is called the **kinetic order matrix**. We refer to a CRN with PLK as a **power law system**. The PLK becomes the well-known **mass action kinetics** (MAK) if the kinetic order matrix consists of stoichiometric coefficients of the reactants. We refer to a CRN with MAK as a **mass action system** (see Appendix A Examples 7 and 8 for illustrations).

The reactions  $R_i, R_j \in \mathcal{R}$  are called **branching reactions** if they have the same reactant complex. One way to check if we have identified all branching reactions is through the formula

$$r - n_r = \sum_{C_i} (|R_{C_i}| - 1)$$

where  $r$  is the number of reactions,  $n_r$  is the number of reactant complexes,  $C_i$  is the reactant complex in  $C_i \rightarrow C_j \in \mathcal{R}$ ,  $R_{C_i}$  is the set of branching reactions of  $C_i$ , and  $|R_{C_i}|$  is the cardinality of  $R_{C_i}$ .  $r - n_r = 0$  if and only if all reactant complexes are nonbranching. A CRN is called **branching** if  $r > n_r$ .

We can classify a power law system based on the kinetic orders assigned to its branching reactions. A power law system has **reactant-determined**



**kinetics** (of type PL-RDK) if, for any two branching reactions  $R_i, R_j \in \mathcal{R}$ , their corresponding rows of kinetic orders in  $F$  are identical, i.e.,  $f_{ik} = f_{jk}$  for  $k = 1, \dots, m$ . Otherwise, a power law system has **non-reactant-determined kinetics** (of type PL-NDK). From Proposition 12 in [Arceo et al \(2017b\)](#), a nonbranching power law system is PL-RDK.

## 2.3 Decomposition Theory

A **covering** of a CRN  $\mathcal{N} = (\mathcal{S}, \mathcal{C}, \mathcal{R})$  is a collection of subsets  $\{\mathcal{R}_1, \dots, \mathcal{R}_k\}$  whose union is  $\mathcal{R}$ . A covering is called a **decomposition** of  $\mathcal{N}$  if the sets  $\mathcal{R}_i$  form a partition of  $\mathcal{R}$ .  $\mathcal{R}_i$  defines a subnetwork  $\mathcal{N}_i$  of  $\mathcal{N}$  where  $\mathcal{N}_i = (\mathcal{S}_i, \mathcal{C}_i, \mathcal{R}_i)$  such that  $\mathcal{C}_i$  consists of all complexes occurring in  $\mathcal{R}_i$  and  $\mathcal{S}_i$  has all the species occurring in  $\mathcal{C}_i$ . In this paper, we will denote a decomposition as a union of the subnetworks:  $\mathcal{N} = \mathcal{N}_1 \cup \dots \cup \mathcal{N}_k$ . We refer to a “decomposition” with a single “subnetwork”  $\mathcal{N} = \mathcal{N}_1$  as the **trivial decomposition**. Furthermore, when a network has been decomposed into subnetworks, we can refer to the said network as the **parent network**.

The most widely used decomposition of a reaction network is the set of linkage classes. Linkage classes have the special property that they not only partition the set of reactions but also the set of complexes.

Let  $\mathcal{N}$  be a CRN. A decomposition  $\mathcal{N} = \mathcal{N}_1 \cup \dots \cup \mathcal{N}_k$  is **independent** if the parent network’s stoichiometric subspace  $S$  is the direct sum of the subnetworks’ stoichiometric subspaces  $S_i$ . Equivalently, the sum is direct when the rank of the parent network is equal to the sum of the ranks of the individual subnetworks, i.e.,

$$s = \sum_{i=1}^k s_i \text{ where } s_i = \dim(S_i).$$

A basic property of independent decompositions involving deficiencies was first recorded in [Fortun et al \(2019\)](#):

**Proposition 1** ([Fortun et al, 2019](#)) *Let  $\mathcal{N}$  be a CRN. For an independent decomposition  $\mathcal{N} = \mathcal{N}_1 \cup \dots \cup \mathcal{N}_k$ ,  $\delta \leq \delta_1 + \dots + \delta_k$  where  $\delta$  is the deficiency of  $\mathcal{N}$  and  $\delta_i$  is the deficiency of  $\mathcal{N}_i$ .*

A network decomposition  $\mathcal{N} = \mathcal{N}_1 \cup \dots \cup \mathcal{N}_k$  is a **refinement** of  $\mathcal{N} = \mathcal{N}'_1 \cup \dots \cup \mathcal{N}'_{k'}$  (and the latter a **coarsening** of the former) if it is induced by a refinement  $\{\mathcal{R}_1, \dots, \mathcal{R}_k\}$  of  $\{\mathcal{R}'_1, \dots, \mathcal{R}'_{k'}\}$  (see [Appendix A Example 9](#) for illustrations).

[Fariñas et al \(2021\)](#) noted the relationship between independent decompositions and their coarsenings:

**Proposition 2** ([Fariñas et al, 2021](#)) *If a decomposition is independent, then any coarsening of the decomposition is independent.*

Feinberg (1987) demonstrated the importance of the independence concept by relating independent decompositions to the network's set of positive equilibria:

**Theorem 3** (*Feinberg Decomposition Theorem*) Let  $\mathcal{N}$  be a CRN with kinetics  $K$  and  $P(\mathcal{R}) = \{\mathcal{R}_1, \dots, \mathcal{R}_k\}$  a partition of  $\mathcal{N}$ . If  $\mathcal{N} = \mathcal{N}_1 \cup \dots \cup \mathcal{N}_k$  is the network decomposition corresponding to  $P(\mathcal{R})$  where subnetwork  $\mathcal{N}_i$  has kinetics  $K_i$ , then

$$\bigcap_{i=1}^k E_+(\mathcal{N}_i, K_i) \subseteq E_+(\mathcal{N}, K).$$

If the network decomposition is independent, then equality holds.

Note, however, that independence does not ensure that the intersection is nonempty even if there is a positive equilibrium for each subnetwork. Additional properties of the decomposition and the kinetics are necessary to achieve this. To our knowledge, there are only a few such results.

Fariñas et al (2021) established recently the corresponding concepts and results for complex balanced equilibria.

A decomposition is said to be **incidence independent** if its incidence matrix is the direct sum of the incidence matrices of the subnetworks. Consider the network decomposition  $\mathcal{N} = \mathcal{N}_1 \cup \dots \cup \mathcal{N}_k$ . If  $\mathcal{N}$  ( $\mathcal{N}_i$ ) has  $n$  ( $n_i$ ) complexes and  $\ell$  ( $\ell_i$ ) linkage classes, then incidence independence is equivalent to

$$n - \ell = \sum_{i=1}^k (n_i - \ell_i).$$

Furthermore, incidence independence has properties analogous to independence.

**Proposition 4** (*Fariñas et al, 2021*) Let  $\mathcal{N}$  be a CRN with decomposition  $\mathcal{N} = \mathcal{N}_1 \cup \dots \cup \mathcal{N}_k$ . The following statements hold:

- (i) For an incidence independent decomposition,  $\delta \geq \delta_1 + \dots + \delta_k$  where  $\delta$  is the deficiency of  $\mathcal{N}$  and  $\delta_i$  is the deficiency of  $\mathcal{N}_i$ .
- (ii) Any coarsening of an incidence independent decomposition is incidence independent.

An important result in Fariñas et al (2021) is the analog of Feinberg's Decomposition Theorem:

**Theorem 5** (*Fariñas et al, 2021*) Let  $\mathcal{N}$  be a CRN with kinetics  $K$ ,  $\mathcal{N} = \mathcal{N}_1 \cup \dots \cup \mathcal{N}_k$  a decomposition of  $\mathcal{N}$  where subnetwork  $\mathcal{N}_i$  has kinetics  $K_i$ , and  $Z_+(\mathcal{N}, K)$  and  $Z_+(\mathcal{N}_i, K_i)$  the set of complex balanced equilibria of  $\mathcal{N}$  and  $\mathcal{N}_i$ , respectively. Then

$$(i) \bigcap_{i=1}^k Z_+(\mathcal{N}_i, K_i) \subseteq Z_+(\mathcal{N}, K).$$

If the decomposition is incidence independent, then

$$(ii) \bigcap_{i=1}^k Z_+(\mathcal{N}_i, K_i) = Z_+(\mathcal{N}, K); \text{ and}$$

(iii)  $Z_+(\mathcal{N}, K) \neq \emptyset$  implies  $Z_+(\mathcal{N}_i, K_i) \neq \emptyset$  for each  $i = 1, \dots, k$ .

In contrast to the case of positive equilibria, there is a class of decompositions ensuring the converse of statement (iii) of Theorem 5. To state this, we introduce the concept of the set  $\mathcal{C}_{\mathcal{D}}$  of common complexes of a decomposition. This was first introduced in Fontanil and Mendoza (2022).

Let  $\mathcal{N}$  be a CRN with decomposition  $\mathcal{D} : \mathcal{N} = \mathcal{N}_1 \cup \dots \cup \mathcal{N}_k$  and  $\mathcal{C}_i$  the set of complexes of subnetwork  $\mathcal{N}_i$ . The **set of common complexes of  $\mathcal{D}$**  is defined as  $\mathcal{C}_{\mathcal{D}} = \bigcup (\mathcal{C}_i \cap \mathcal{C}_j)$  where  $i \neq j$  and  $i, j = 1, \dots, k$ . A decomposition is a  **$\mathcal{C}^*$ -decomposition** if  $|\mathcal{C}_{\mathcal{D}}| \leq 1$  and a  **$\mathcal{C}$ -decomposition** if  $|\mathcal{C}_{\mathcal{D}}| = 0$  where  $|\mathcal{C}_{\mathcal{D}}|$  represents the cardinality of  $\mathcal{C}_{\mathcal{D}}$ . Note that a  $\mathcal{C}$ -decomposition is also a  $\mathcal{C}^*$ -decomposition.

Fariñas et al (2021) showed that any  $\mathcal{C}^*$ -decomposition is incidence independent. Fontanil and Mendoza (2022) observed that a decomposition with  $|\mathcal{C}_{\mathcal{D}}| > 1$  is generally not incidence independent (see Appendix A Example 10 for an illustration).

$\mathcal{C}$ -decompositions are those which also partition the set of complexes. Fariñas et al (2021) showed that any decomposition is a coarsening of the linkage class decomposition. More importantly, the converse of statement (iii) of Theorem 5 holds:

**Theorem 6** (Fariñas et al, 2021) *Let  $\mathcal{N}$  be a CRN with kinetics  $K$ . Suppose  $\mathcal{N} = \mathcal{N}_1 \cup \dots \cup \mathcal{N}_k$  is a weakly reversible  $\mathcal{C}$ -decomposition of the CKS  $(\mathcal{N}, K)$  where subnetwork  $\mathcal{N}_i$  has kinetics  $K_i$ . Let  $Z_+(\mathcal{N}, K)$  and  $Z_+(\mathcal{N}_i, K_i)$  be the set of complex balanced equilibria of  $\mathcal{N}$  and  $\mathcal{N}_i$ , respectively. If  $Z_+(\mathcal{N}_i, K_i) \neq \emptyset$  for each  $i = 1, \dots, k$ , then  $Z_+(\mathcal{N}, K) \neq \emptyset$ .*

The combination of independence and incidence independence in a decomposition leads to several interesting properties. A decomposition is said to be **bi-independent** if it is both independent and incidence independent.

**Proposition 7** *Let  $\mathcal{N}$  be a CRN. For any decomposition  $\mathcal{N} = \mathcal{N}_1 \cup \dots \cup \mathcal{N}_k$  where  $\delta$  is the deficiency of  $\mathcal{N}$  and  $\delta_i$  is the deficiency of  $\mathcal{N}_i$ , the following statements are equivalent:*

- (i)  $\delta = \delta_1 + \dots + \delta_k$  and the decomposition is independent;
- (ii)  $\delta = \delta_1 + \dots + \delta_k$  and the decomposition is incidence independent; and
- (iii) The decomposition is bi-independent.

A **zero deficiency decomposition** (ZDD) is a decomposition whose sub-networks have zero deficiency. In a deficiency zero network, we obtain the following interesting equivalences:

**Proposition 8** *Let  $\mathcal{N}$  be a CRN and  $\mathcal{N} = \mathcal{N}_1 \cup \dots \cup \mathcal{N}_k$  a decomposition of  $\mathcal{N}$ . If  $\mathcal{N}$  has zero deficiency, then the following statements are equivalent:*

- (i) *The decomposition is incidence independent;*
- (ii) *The decomposition is independent and a ZDD; and*
- (iii) *The decomposition is bi-independent.*

Despite its early founding by M. Feinberg in 1987, decomposition theory has received little attention in the Chemical Reaction Network Theory (CRNT) community. Recently, however, its usefulness expanded beyond results on equilibria existence and parametrization, e.g., in the relatively new field of concentration robustness. Interesting results for large and high deficiency systems have been derived for more general kinetic systems such as power law systems (Fontanil et al, 2021; Fortun and Mendoza, 2021) and Hill-type systems (Hernandez and Mendoza, 2021).

### 3 Model Realization as a Mass Action System

In this section, we present the ODE system of Sedaghat et al (2002) and its mass action system realization. We then analyze various properties of the underlying CRN, including its positive dependency,  $t$ -minimality, nonconservativity, and concordance.

#### 3.1 Sedaghat et al Insulin Model

We consider the system of ODEs in Sedaghat et al (2002). Their ODE system has only the state variables  $X_2$  to  $X_{21}$ . We streamlined the notation to clearly identify the 35 reactions involved in the insulin metabolic signaling (INSMS)

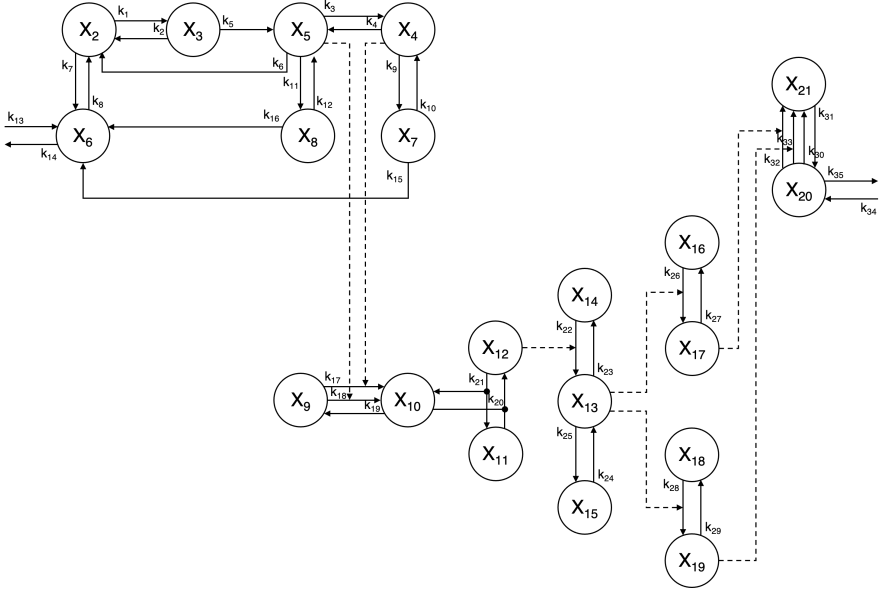
network (see Appendix B for the descriptions and units of the variables):

$$\begin{aligned}
\dot{X}_2 &= k_2 X_3 + k_6 X_5 - k_1 X_2 + k_8 X_6 - k_7 X_2 \\
\dot{X}_3 &= k_1 X_2 - k_2 X_3 - k_5 X_3 \\
\dot{X}_4 &= k_3 X_5 - k_4 X_4 + k_{10} X_7 - k_9 X_4 \\
\dot{X}_5 &= k_5 X_3 + k_4 X_4 - k_3 X_5 - k_6 X_5 + k_{12} X_8 - k_{11} X_5 \\
\dot{X}_6 &= k_{13} - k_{14} X_6 + k_{15} X_7 + k_{16} X_8 + k_7 X_2 - k_8 X_6 \\
\dot{X}_7 &= k_9 X_4 - k_{10} X_7 - k_{15} X_7 \\
\dot{X}_8 &= k_{11} X_5 - k_{12} X_8 - k_{16} X_8 \\
\dot{X}_9 &= k_{19} X_{10} - k_{17} X_9 X_4 - k_{18} X_9 X_5 \\
\dot{X}_{10} &= k_{17} X_9 X_4 + k_{18} X_9 X_5 + k_{21} X_{12} - k_{19} X_{10} - k_{20} X_{11} X_{10} \\
\dot{X}_{11} &= k_{21} X_{12} - k_{20} X_{10} X_{11} \\
\dot{X}_{12} &= k_{20} X_{10} X_{11} - k_{21} X_{12} \\
\dot{X}_{13} &= k_{22} X_{12} X_{14} + k_{24} X_{15} - k_{23} X_{13} - k_{25} X_{13} \\
\dot{X}_{14} &= k_{23} X_{13} - k_{22} X_{12} X_{14} \\
\dot{X}_{15} &= k_{25} X_{13} - k_{24} X_{15} \\
\dot{X}_{16} &= k_{27} X_{17} - k_{26} X_{13} X_{16} \\
\dot{X}_{17} &= k_{26} X_{13} X_{16} - k_{27} X_{17} \\
\dot{X}_{18} &= k_{29} X_{19} - k_{28} X_{13} X_{18} \\
\dot{X}_{19} &= k_{28} X_{13} X_{18} - k_{29} X_{19} \\
\dot{X}_{20} &= k_{31} X_{21} - k_{30} X_{20} - k_{32} X_{17} X_{20} - k_{33} X_{19} X_{20} + k_{34} - k_{35} X_{20} \\
\dot{X}_{21} &= k_{30} X_{20} + k_{32} X_{17} X_{20} + k_{33} X_{19} X_{20} - k_{31} X_{21}
\end{aligned} \tag{1}$$

Sedaghat et al (2002) used a biochemical map to derive the ODE system. An incomplete extract of the map is shown in their paper. For better visual orientation of the reader, we combined information from the paper's text and the ODE system to reconstruct a complete biochemical map in Fig. 1.

### 3.2 Application of the Hars-Tóth Criterion for Mass Action System Realization

The following is a necessary and sufficient condition, called the Hars-Tóth criterion (Chellaboina et al, 2009), which guarantees a mass action system realization such that the ODE system with species  $X_1, \dots, X_m$  and  $r$  reactions is given by  $\dot{X} = f(X) = (B - A)^T (k \circ X^A)$  where  $\circ$  represents componentwise multiplication,  $A = [a_{ij}]$ ,  $B = [b_{ij}]$ ,  $k = [k_1, \dots, k_r]^T$ ,  $X = [X_1, \dots, X_m]^T$ , and  $X^A$  is the element of  $\mathbb{R}^m$  with  $i$ th component  $X_1^{a_{i1}} \dots X_m^{a_{im}}$  for  $i = 1, \dots, r$  and  $j = 1, \dots, m$ :

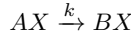


**Fig. 1** The biochemical map of the insulin metabolic signaling network where  $X_2, \dots, X_{21}$  are the species of the network;  $k_1, \dots, k_{35}$  are the rate constants for the reactions; and solid lines represent mass transfer arrows while broken lines represent regulatory arrows

**Theorem 9** (*Chellaboina et al, 2009*) Consider the ODE system

$$\dot{X} = f(X)$$

where  $f : \mathbb{R}^m \rightarrow \mathbb{R}^m$  for  $m > 1$  is a multivariable polynomial. Then there exists a reaction network of the form



such that

$$f(X) = (B - A)^T(k \circ X^A)$$

where the stoichiometric coefficient matrices  $A$  and  $B$  have nonnegative integer entries if and only if  $f_j(X_1, X_2, \dots, X_{j-1}, 0, X_{j+1}, \dots, X_m)$  is a multivariate polynomial with nonnegative coefficients for  $j = 1, \dots, m$ .

In the ODE system  $\dot{X} = f(X)$  (Equation 1), for each  $j = 2, \dots, 21$ , it is easy to check that  $f_j(X_2, \dots, X_{j-1}, 0, X_{j+1}, \dots, X_{21})$  is a multivariate polynomial with nonnegative coefficients. For instance, for  $j = 2$  and  $j = 3$ , we have

$$\begin{aligned} f_2(0, X_3, X_4, \dots, X_{21}) &= k_2 X_3 + k_6 X_5 + k_8 X_6, \text{ and} \\ f_3(X_2, 0, X_4, \dots, X_{21}) &= k_1 X_2. \end{aligned}$$

Similar computations for  $j = 4, \dots, 21$  yield the same conclusion. Therefore, by Theorem 9, there is a reaction network of the form  $AX \xrightarrow{k} BX$  such that  $f(X) = (B - A)^T(k \circ X^A)$  where  $A$  and  $B$  have nonnegative integer entries.

To determine matrix  $A$ , we write

$$k \circ X^A = \begin{bmatrix} k_1 X_2 \\ k_2 X_3 \\ k_3 X_5 \\ \vdots \\ k_{34} \\ k_{35} X_{20} \end{bmatrix}$$

which gives us

$$A = \begin{array}{cccccc} X_2 & X_3 & X_4 & \dots & X_{20} & X_{21} \\ \left[ \begin{array}{cccccc} 1 & 0 & 0 & \dots & 0 & 0 \\ 0 & 1 & 0 & \dots & 0 & 0 \\ 0 & 0 & 0 & \dots & 0 & 0 \\ \vdots & \vdots & \vdots & \dots & \vdots & \vdots \\ 0 & 0 & 0 & \dots & 0 & 0 \\ 0 & 0 & 0 & \dots & 1 & 0 \end{array} \right] & \begin{array}{l} R_1 \\ R_2 \\ R_3 \\ \vdots \\ R_{34} \\ R_{35} \end{array} \end{array}$$

To get  $B$ , observe first that we can write the ODE system as

$$\dot{X} = f(X) = \begin{bmatrix} -1 & 1 & 0 & \dots & 0 & 0 \\ 1 & -1 & 0 & \dots & 0 & 0 \\ 0 & 0 & 1 & \dots & 0 & 0 \\ \vdots & \vdots & \vdots & \dots & \vdots & \vdots \\ 0 & 0 & 0 & \dots & 1 & -1 \\ 0 & 0 & 0 & \dots & 0 & 0 \end{bmatrix} \begin{bmatrix} k_1 X_2 \\ k_2 X_3 \\ k_3 X_5 \\ \vdots \\ k_{34} \\ k_{35} X_{20} \end{bmatrix}$$

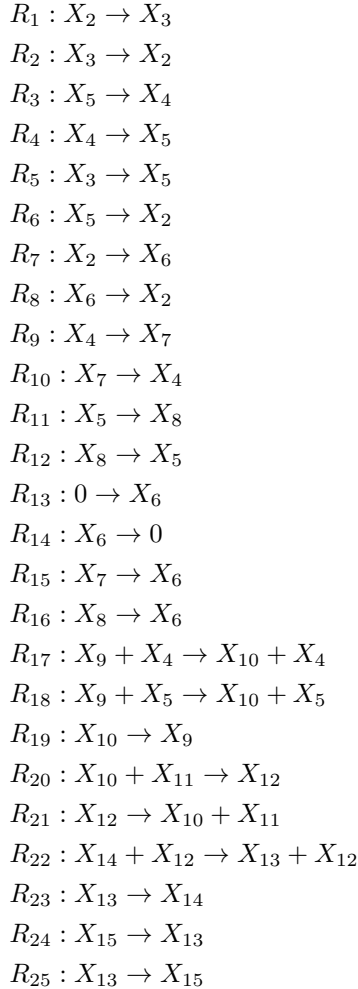
providing us with

$$(B - A)^T = \begin{bmatrix} -1 & 1 & 0 & \dots & 0 & 0 \\ 1 & -1 & 0 & \dots & 0 & 0 \\ 0 & 0 & 1 & \dots & 0 & 0 \\ \vdots & \vdots & \vdots & \dots & \vdots & \vdots \\ 0 & 0 & 0 & \dots & 1 & -1 \\ 0 & 0 & 0 & \dots & 0 & 0 \end{bmatrix}$$

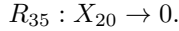
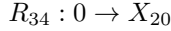
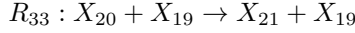
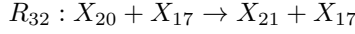
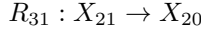
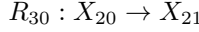
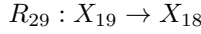
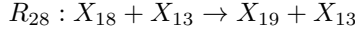
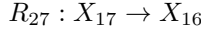
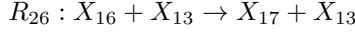
allowing us to easily get  $B$ :

$$B = \begin{array}{cccccc} X_2 & X_3 & X_4 & \dots & X_{20} & X_{21} \\ \left[ \begin{array}{cccccc} 0 & 1 & 0 & \dots & 0 & 0 \\ 1 & 0 & 0 & \dots & 0 & 0 \\ 0 & 0 & 1 & \dots & 0 & 0 \\ \vdots & \vdots & \vdots & \dots & \vdots & \vdots \\ 0 & 0 & 0 & \dots & 1 & 0 \\ 0 & 0 & 0 & \dots & 0 & 0 \end{array} \right] & \begin{array}{l} R_1 \\ R_2 \\ R_3 \\ \vdots \\ R_{34} \\ R_{35} \end{array} \end{array}.$$

Therefore, the CRN corresponding to the ODE system  $\dot{X} = f(X)$  is:







### 3.3 CRNT Analysis of the Mass Action System: Key Basic Properties

From this point onward, we denote the CRN constructed in the previous section for the INSMS network as  $\mathcal{N} = (\mathcal{S}, \mathcal{C}, \mathcal{R})$  where the set of species is  $\mathcal{S} = \{X_2, \dots, X_{21}\}$ ,  $\mathcal{C}$  is the set of complexes, and the set of reactions is  $\mathcal{R} = \{R_1, \dots, R_{35}\}$ .

**Table 1** presents the network numbers of  $\mathcal{N}$ . These numbers provide a cursory analysis of the structural and dynamical properties of the CRN. Properties inferred by **Table 1** include non-weak reversibility (since  $s\ell = 24 \neq 13 = \ell$ ),  $t$ -minimality (since  $t = 13 = \ell$ ), branching (since  $r = 35 > 24 = n_r$ ), and non-point terminality and non-cycle terminality (since  $t \neq n - n_r = 11$  and  $n - n_r \neq 0$ , respectively). It can also be shown that the network has dependent linkage classes.

**Table 1** Network numbers of  $\mathcal{N}$

Network numbers		
Species	$m$	20
Complexes	$n$	35
Reactant complexes	$n_r$	24
Reversible reactions	$r_{\text{rev}}$	10
Irreversible reactions	$r_{\text{irrev}}$	15
Reactions	$r$	35
Linkage classes	$\ell$	13
Strong linkage classes	$s\ell$	24
Terminal strong linkage classes	$t$	13
Rank	$s$	15
Reactant rank	$q$	20
Deficiency	$\delta$	7
Reactant deficiency	$\delta_p$	4

### 3.3.1 Positive Dependency of the Network

CRNToolbox results show that the INSMS network is positive dependent, implying that a set of rate constants exists for which the mass action system can admit a positive equilibrium.

We state the key implication of positive dependency in a general form for rate constant-interaction map decomposable kinetic systems for future reference. More information about such kinetic systems can be found in [Nazareno et al \(2019\)](#) where they were introduced. The proposition with the implication of positive dependency was shown for mass action systems by [Feinberg \(1987\)](#).

A kinetics  $K$  on  $\mathcal{N}$  is a **rate constant-interaction map decomposable (RID) kinetics** if it assigns to each  $i$ th reaction a function

$$K_i(x) = k_i I_i(X)$$

with **rate constant**  $k_i > 0$  and **interaction map**  $I_i(X) \in \mathbb{R}^{\mathcal{R}}$  for  $X \in \mathbb{R}_{\geq 0}^{\mathcal{S}}$ .

**Proposition 10** *For any RID kinetics  $K$  on a positive dependent network  $\mathcal{N}$ , there are rate constants such that the set of positive equilibria  $E_+(\mathcal{N}, K) \neq \emptyset$ .*

*Proof* Since  $\mathcal{N}$  is positive dependent, for each reaction  $i : C_i \rightarrow C'_i$  there is a positive number  $\alpha_i$  such that

$$\sum_i \alpha_i (C'_i - C_i) = 0.$$

For a positive vector  $X^*$ ,  $I_i(X^*) > 0$  by definition of RID kinetics. Set  $k_i^* = \frac{\alpha_i}{I_i(X^*)}$ .

Then

$$\begin{aligned} f(X^*) &= \sum_i K_i(X^*) (C'_i - C_i) \\ &= \sum_i k_i^* I_i(X^*) (C'_i - C_i) \\ &= \sum_i \alpha_i (C'_i - C_i) \\ &= 0 \end{aligned}$$

i.e.,  $X^* \in E_+(\mathcal{N}, K)$ . □

### 3.3.2 $t$ -minimality of the Network

**Table 1** shows that there is only one terminal strong linkage class in each linkage class so that  $t = 13 = \ell$ , i.e., the network is  $t$ -minimal. An important implication of this property is expressed in the following theorem of [Feinberg and Horn \(1977\)](#):

**Theorem 11** ([Feinberg and Horn, 1977](#)) *Let  $\mathcal{N}$  be a mass action system with stoichiometric subspace  $S$ , kinetic subspace  $\mathcal{K}$ ,  $\ell$  linkage classes,  $t$  terminal strong linkage classes, and deficiency  $\delta$ .*

1. If  $t - \ell = 0$ , then  $\mathcal{K} = S$ .
2. If  $t - \ell > \delta$ , then  $\mathcal{K} \neq S$ .
3. If  $0 < t - \ell \leq \delta$ , then  $\mathcal{K} = S$  or  $\mathcal{K} \neq S$  is rate constant-dependent.

The noncoincidence of the kinetic and stoichiometric subspaces is closely related to the degeneracy of equilibria. In [Feliu and Wiuf \(2012\)](#), the authors showed that if the two subspaces differ, then all equilibria are degenerate. In his book, M. Feinberg also describes anomalies that can occur if the two subspaces do not coincide (Section 3.A.1 of [Feinberg \(2019\)](#)).

Applying Theorem 11 on the INSMS network, since  $t - \ell = 13 - 13 = 0$ , then its kinetic and stoichiometric subspaces coincide. By [Feliu and Wiuf \(2012\)](#), this is a necessary condition for the existence of nondegenerate equilibria.

### 3.3.3 Nonconservativity of the Network

A reaction network  $(\mathcal{S}, \mathcal{C}, \mathcal{R})$  is **conservative** whenever the orthogonal complement  $S^\perp$  of its stoichiometric matrix  $S$  contains a strictly positive member of  $\mathbb{R}^{\mathcal{S}}$ , i.e.,  $S^\perp \cap \mathbb{R}_{>0}^{\mathcal{S}} \neq \emptyset$ . Otherwise, the network is called **nonconservative**. Note that the stoichiometric subspace will be a proper subspace of  $\mathbb{R}^{\mathcal{S}}$  whenever the network is conservative.

The INSMS network has  $m = 20$  species and rank  $s = 15$ . Thus,  $S^\perp$  has dimension 5. A basis for  $S^\perp$  is the set

$$\left\{ \begin{bmatrix} 0 \\ 0 \\ 0 \\ 0 \\ 0 \\ 0 \\ 0 \\ 1 \\ 1 \\ -1 \\ 0 \\ 0 \\ 0 \\ 0 \\ 0 \\ 0 \\ 0 \\ 0 \\ 0 \\ 0 \end{bmatrix}, \begin{bmatrix} 0 \\ 0 \\ 0 \\ 0 \\ 0 \\ 0 \\ 0 \\ 0 \\ 0 \\ 1 \\ 0 \\ 0 \\ 0 \\ 0 \\ 0 \\ 0 \\ 0 \\ 0 \\ 0 \\ 0 \end{bmatrix}, \begin{bmatrix} 0 \\ 0 \\ 0 \\ 0 \\ 0 \\ 0 \\ 0 \\ 0 \\ 0 \\ 0 \\ 0 \\ 1 \\ 1 \\ 1 \\ 0 \\ 0 \\ 0 \\ 0 \\ 0 \\ 0 \end{bmatrix}, \begin{bmatrix} 0 \\ 0 \\ 0 \\ 0 \\ 0 \\ 0 \\ 0 \\ 0 \\ 0 \\ 0 \\ 0 \\ 0 \\ 0 \\ 1 \\ 1 \\ 0 \\ 0 \\ 0 \\ 0 \\ 0 \end{bmatrix}, \begin{bmatrix} 0 \\ 0 \\ 0 \\ 0 \\ 0 \\ 0 \\ 0 \\ 0 \\ 0 \\ 0 \\ 0 \\ 0 \\ 0 \\ 0 \\ 1 \\ 0 \\ 1 \\ 1 \\ 0 \\ 0 \end{bmatrix} \right\}$$

which implies that  $S^\perp \cap \mathbb{R}_{\geq 0}^\mathcal{S} = \emptyset$ . Therefore, the INSMS network is nonconservative. The positive implications of this property for absolute concentration robustness (ACR) will be discussed in Section 5.

### 3.4 Concordance of the Network and Its Implications

The most important specific result of the CRNT analysis is the network's concordance. We review the theory of G. Shinar and M. Feinberg relevant for our analysis. We also discuss some steps taken to confirm the correctness of the CRNToolbox's findings.

Consider a CRN  $\mathcal{N} = (\mathcal{S}, \mathcal{C}, \mathcal{R})$  with stoichiometric subspace  $S$ . Recall that the reaction vectors for the network are the members of the set  $\{C_j - C_i \mid C_i \rightarrow C_j \in \mathcal{R}\} \subset \mathbb{R}^\mathcal{S}$ . Moreover,  $S$  is just the set of all linear combinations of the reaction vectors, i.e., the set of all vectors in  $\mathbb{R}^\mathcal{S}$  can be written in the form

$$\sum_{C_i \rightarrow C_j} \alpha_{C_i \rightarrow C_j} (C_j - C_i).$$

Let  $L : \mathbb{R}^\mathcal{R} \rightarrow S$  be the linear map defined by

$$L(\alpha) = \sum_{C_i \rightarrow C_j} \alpha_{C_i \rightarrow C_j} (C_j - C_i).$$

$\text{Ker}(L)$  is the set of all vectors  $\alpha \in \mathbb{R}^\mathcal{R}$  such that  $L(\alpha) = 0$ .

$\mathcal{N}$  is **concordant** if there do not exist an  $\alpha \in \text{Ker}(L)$  and a nonzero  $\sigma \in S$  having the following properties:

- (i) For each  $C_i \rightarrow C_j \in \mathcal{R}$  such that  $\alpha_{C_i \rightarrow C_j} \neq 0$ ,  $\text{supp}(C_i)$  contains a species  $X$  for which  $\text{sgn}(\sigma_X) = \text{sgn}(\alpha_{C_i \rightarrow C_j})$  where  $\sigma_X$  denotes the term in  $\sigma$  involving the species  $X$  and  $\text{sgn}(\cdot)$  is the signum function.
- (ii) For each  $C_i \rightarrow C_j \in \mathcal{R}$  such that  $\alpha_{C_i \rightarrow C_j} = 0$ , either  $\sigma_X = 0$  for all  $X \in \text{supp}(C_i)$ , or else  $\text{supp}(C_i)$  contains species  $X$  and  $X'$  for which  $\text{sgn}(\sigma_X) = -\text{sgn}(\sigma_{X'})$ , but not zero.

A network that is not concordant is **discordant**.

A kinetic system  $(\mathcal{N}, K)$  is **injective** if, for each pair of distinct stoichiometrically compatible vectors  $X^*, X^{**} \in \mathbb{R}_{\geq 0}^\mathcal{S}$ , at least one of which is positive,

$$\sum_{C_i \rightarrow C_j} K_{C_i \rightarrow C_j}(X^{**})(C_i \rightarrow C_j) \neq \sum_{C_i \rightarrow C_j} K_{C_i \rightarrow C_j}(X^*)(C_i \rightarrow C_j).$$

where  $C_i \rightarrow C_j \in \mathcal{R}$ . Clearly, an injective kinetic system cannot admit two distinct stoichiometrically compatible equilibria, at least one of which is positive.

A kinetics  $K$  for reaction network  $(\mathcal{S}, \mathcal{C}, \mathcal{R})$  is **weakly monotonic** if, for each pair of vectors  $X^*, X^{**} \in \mathbb{R}_{\geq 0}^\mathcal{S}$ , the following implications hold for

each reaction  $C_i \rightarrow C_j \in \mathcal{R}$  such that  $\text{supp}(C_i) \subset \text{supp}(X^*)$  and  $\text{supp}(C_i) \subset \text{supp}(X^{**})$ :

- (i)  $K_{C_i \rightarrow C_j}(X^{**}) > K_{C_i \rightarrow C_j}(X^*)$  implies that there is a species  $X_k \in \text{supp}(C_i)$  with  $X_k^{**} > X_k^*$ .
- (ii)  $K_{C_i \rightarrow C_j}(X^{**}) = K_{C_i \rightarrow C_j}(X^*)$  implies that  $X_k^{**} = X_k^*$  for all  $X_k \in \text{supp}(C_i)$  or else there are species  $X_k, X'_k \in \text{supp}(C_i)$  with  $X_k^{**} > X_k^*$  and  $(X'_k)^{**} < (X'_k)^*$ .

We say that the kinetic system  $(\mathcal{N}, K)$  is **weakly monotonic** when its kinetics  $K$  is weakly monotonic. For example, every MAK is weakly monotonic.

Concordance is closely related to weakly monotonic kinetics. This is shown by the following results:

**Proposition 12** (*Proposition 4.8 of Shinar and Feinberg (2012)*) *A weakly monotonic kinetic system  $(\mathcal{N}, K)$  is injective whenever its underlying reaction network is concordant. In particular, if the underlying reaction network is concordant, then the kinetic system cannot admit two distinct stoichiometrically compatible equilibria, at least one of which is positive.*

Proposition 12 tells us that, for any weakly monotonic kinetic system, injectivity (and, therefore, the absence of distinct stoichiometrically compatible equilibria, at least one of which is positive) can be precluded merely by establishing concordance of the underlying reaction network. The converse of Proposition 12 is not true, i.e., there can be a weakly monotonic kinetic system (in fact, a mass action system) that is injective even when its underlying reaction network is not concordant.

The following theorem tells us that the class of concordant networks is precisely the class of networks that are injective for every assignment of a weakly monotonic kinetics:

**Theorem 13** (*Theorem 4.11 of Shinar and Feinberg (2012)*) *A reaction network has injectivity in all weakly monotonic kinetic systems derived from it if and only if the network is concordant.*

**Theorem 14** (*Theorem 6.8 of Shinar and Feinberg (2012)*) *If  $K$  is a continuous kinetics for a conservative reaction network  $\mathcal{N}$ , then the kinetic system  $(\mathcal{N}, K)$  has an equilibrium within each stoichiometric compatibility class. If the network is weakly reversible and concordant, then within each nontrivial stoichiometric compatibility class there is a positive equilibrium. If, in addition, the kinetics is weakly monotonic, then that positive equilibrium is the only equilibrium in the stoichiometric compatibility class containing it.*

By “continuous kinetics” we mean that the kinetics’s various reaction rate functions are all continuous.

Concordance implies injectivity (of the mass action kinetics) and hence monostationarity, i.e., there is at most one positive equilibrium in each stoichiometric compatibility class. We ran the Mass Action Injectivity Test and the Higher Deficiency Test which confirmed that the kinetics is injective and the system is monostationary, respectively.

Since the INSMS network is a mass action system, it is weakly monotonic. Since  $\mathcal{N}$  is also injective (as confirmed by the Mass Action Injectivity Test), by Theorem 13,  $\mathcal{N}$  is concordant.

## 4 Independent Decompositions of the Insulin Signaling Kinetic System

In this section, we present the finest independent decomposition of the INSMS network. We also present a deficiency-oriented coarsening of the decomposition which will be useful in the analysis of the network's ACR.

### 4.1 The Finest Nontrivial Independent Decomposition of the Insulin Signaling Network

[Hernandez and De la Cruz \(2021\)](#) provide an algorithm for constructing an independent decomposition. We developed a code compatible with Octave and Matlab to run the said algorithm. Their procedure utilizes a coordinate graph that represents the network using the reaction vectors of the CRN. A nontrivial independent decomposition is generated if the coordinate graph is not connected and, in this case, each connected component of the graph constitutes a partition of the set of reaction vectors of the CRN. Following their algorithm, we get an independent decomposition of  $\mathcal{N} = \{R_1, \dots, R_{35}\}$  consisting of 10 subnetworks.

$$\begin{aligned}\mathcal{N}_1 &= \{R_1, \dots, R_{12}, R_{15}, R_{16}\} \\ \mathcal{N}_2 &= \{R_{13}, R_{14}\} \\ \mathcal{N}_3 &= \{R_{17}, R_{18}, R_{19}\} \\ \mathcal{N}_4 &= \{R_{20}, R_{21}\} \\ \mathcal{N}_5 &= \{R_{22}, R_{23}\} \\ \mathcal{N}_6 &= \{R_{24}, R_{25}\} \\ \mathcal{N}_7 &= \{R_{26}, R_{27}\} \\ \mathcal{N}_8 &= \{R_{28}, R_{29}\} \\ \mathcal{N}_9 &= \{R_{30}, \dots, R_{33}\} \\ \mathcal{N}_{10} &= \{R_{34}, R_{35}\}\end{aligned}$$

The network numbers of the subnetworks are presented in **Table 2**. Furthermore, from [Hernandez et al \(2022\)](#), we know that the decomposition is the finest decomposition of the network.

**Table 2** Network numbers of the subnetworks  $\mathcal{N}_i$  of the finest independent decomposition of  $\mathcal{N}$

Network numbers	$\mathcal{N}_1$	$\mathcal{N}_2$	$\mathcal{N}_3$	$\mathcal{N}_4$	$\mathcal{N}_5$	$\mathcal{N}_6$	$\mathcal{N}_7$	$\mathcal{N}_8$	$\mathcal{N}_9$	$\mathcal{N}_{10}$
Species	7	1	4	3	3	2	3	3	4	1
Complexes	7	2	6	2	4	2	4	4	6	2
Reactant complexes	7	2	3	2	2	2	2	2	4	2
Reversible reactions	5	1	0	1	0	1	0	0	1	1
Irreversible reactions	4	0	3	0	2	0	2	2	2	0
Reactions	14	2	3	2	2	2	2	2	4	2
Linkage classes	1	1	3	1	2	1	2	2	3	1
Strong linkage classes	1	1	6	1	4	1	4	4	5	1
Terminal strong linkage classes	1	1	3	1	2	1	2	2	3	1
Rank	6	1	1	1	1	1	1	1	1	1
Reactant rank	7	1	3	2	2	2	2	2	4	1
Deficiency	0	0	2	0	1	0	1	1	2	0
Reactant deficiency	0	1	0	0	0	0	0	0	0	1

**Theorem 15** ([Hernandez et al, 2022](#)) *Let  $\mathcal{N}$  be a finite set of vectors.  $\mathcal{N}$  has exactly one independent decomposition with no independent refinement. We shall call this decomposition the finest independent decomposition of  $\mathcal{N}$ . Moreover, the independent decompositions of  $\mathcal{N}$  are precisely the finest decomposition of  $\mathcal{N}$  and its coarsenings.*

Implementing Algorithm 1 found in [Hernandez et al \(2022\)](#) (which is the procedure outlined in [Hernandez and De la Cruz \(2021\)](#)), the independent decomposition obtained is precisely the finest independent decomposition of  $\mathcal{N}$ .

Consider the coarsening  $\mathcal{N} = \mathcal{N}_1^* \cup \mathcal{N}_2^* \cup \mathcal{N}_3^*$  where  $\mathcal{N}_1^* = \mathcal{N}_1 \cup \mathcal{N}_2$ ,  $\mathcal{N}_2^* = \mathcal{N}_3 \cup \dots \cup \mathcal{N}_8$ , and  $\mathcal{N}_3^* = \mathcal{N}_9 \cup \mathcal{N}_{10}$ . This decomposition reveals the three subsystems considered by Sedaghat et al: the insulin receptor binding and recycling subsystem ( $\mathcal{N}_1^*$ ), the postreceptor signaling subsystem ( $\mathcal{N}_2^*$ ), and the GLUT4 translocation subsystem ( $\mathcal{N}_3^*$ ). The network numbers of this coarsening are presented in **Table 3**.

**Table 3** Network numbers of the subnetworks of the coarsening  $\mathcal{N} = \mathcal{N}_1^* \cup \mathcal{N}_2^* \cup \mathcal{N}_3^*$

Network numbers		$\mathcal{N}_1^*$	$\mathcal{N}_2^*$	$\mathcal{N}_3^*$
Species	$m$	7	13	4
Complexes	$n$	8	21	7
Reactant complexes	$n_r$	8	12	5
Reversible reactions	$r_{\text{rev}}$	6	2	2
Irreversible reactions	$r_{\text{irrev}}$	4	9	2
Reactions	$r$	16	13	6
Linkage classes	$\ell$	1	10	3
Strong linkage classes	$s\ell$	1	19	5
Terminal strong linkage classes	$t$	1	10	3
Rank	$s$	7	6	2
Reactant rank	$q$	7	12	4
Deficiency	$\delta$	0	5	2
Reactant deficiency	$\delta_p$	1	0	1

**Proposition 16** *The decomposition  $\mathcal{N} = \mathcal{N}_1 \cup \dots \cup \mathcal{N}_{10}$  is bi-independent.*

*Proof* **Table 2** shows that  $\delta = \delta_1 + \dots + \delta_{10}$  where  $\delta_i$  is the deficiency of subnetwork  $\mathcal{N}_i$ . Hence, by [Proposition 7](#), the decomposition is bi-independent.  $\square$

Note that since [Proposition 4](#) implies that every coarsening is also incidence independent, every coarsening is bi-independent, too.

## 4.2 Deficiency-Oriented Coarsening

We next consider a deficiency-oriented coarsening of the independent decomposition. [Fariñas et al \(2021\)](#) showed that any coarsening of an independent



decomposition is independent. The deficiency oriented coarsening is as follows:  $\mathcal{N} = \mathcal{N}_A \cup \mathcal{N}_B$  where  $\mathcal{N}_A = \mathcal{N}_1 \cup \mathcal{N}_2 \cup \mathcal{N}_4 \cup \mathcal{N}_6 \cup \mathcal{N}_{10}$  and  $\mathcal{N}_B = \mathcal{N}_3 \cup \mathcal{N}_5 \cup \mathcal{N}_7 \cup \mathcal{N}_8 \cup \mathcal{N}_9$ .

In  $\mathcal{N}_A$ , we consider together all subnetworks of the independent decomposition which have a deficiency of 0. On the other hand, we put together all nonzero-deficiency subnetworks in  $\mathcal{N}_B$ . The network numbers of  $\mathcal{N}_A$  and  $\mathcal{N}_B$  are presented in **Table 4**. Note that the set of common species  $\mathcal{S}_A \cap \mathcal{S}_B = \{X_4, X_5, X_{10}, X_{12}, X_{13}, X_{20}\}$  and the set of common complexes  $\mathcal{C}_A \cap \mathcal{C}_B = \{X_{13}, X_{20}\}$ .

**Table 4** Network numbers of the subnetworks of the deficiency-oriented coarsening  $\mathcal{N} = \mathcal{N}_A \cup \mathcal{N}_B$

Network numbers		$\mathcal{N}_A$	$\mathcal{N}_B$
Species	$m$	13	13
Complexes	$n$	13	24
Reactant complexes	$n_r$	13	13
Reversible reactions	$r_{\text{rev}}$	9	1
Irreversible reactions	$r_{\text{irrev}}$	4	11
Reactions	$r$	22	13
Linkage classes	$\ell$	3	12
Strong linkage classes	$s\ell$	3	23
Terminal strong linkage classes	$t$	3	12
Rank	$s$	10	5
Reactant rank	$q$	12	11
Deficiency	$\delta$	0	7
Reactant deficiency	$\delta_p$	1	2

The two subnetworks contrast in further properties besides deficiency:  $\mathcal{N}_A$  is weakly reversible and nonconservative, while  $\mathcal{N}_B$  is not weakly reversible and conservative. However, they are both  $t$ -minimal and concordant (hence monostationary). The Deficiency Zero Theorem for mass action systems, in fact, guarantees that  $\mathcal{N}_A$  has a unique complex balanced equilibrium in every stoichiometric compatibility class. Because  $\mathcal{N}_B$  is not weakly reversible, it has no complex balanced equilibria and there may be stoichiometric compatibility classes without an equilibrium.

The starting point of our analysis is the following lemma:

**Lemma 17** *Let  $\mathcal{N} = (\mathcal{S}, \mathcal{C}, \mathcal{R})$  be a CRN. If  $\mathcal{N} = \mathcal{N}_1 \cup \mathcal{N}_2$  is an independent decomposition of  $\mathcal{N}$ , then*

- (i) *the projection maps  $p_i : \mathcal{S} \rightarrow S_i$  induce an isomorphism of  $\mathbb{R}^{\mathcal{S}}/\mathcal{S} \rightarrow \mathbb{R}^{\mathcal{S}_1}/S_1 \times \mathbb{R}^{\mathcal{S}_2}/S_2$ ; and*
- (ii) *for any kinetics, if each subsystem has an equilibrium in every stoichiometric class, then so does  $(\mathcal{N}, K)$ . If the equilibria are unique positive equilibria, the same holds for  $(\mathcal{N}, K)$ .*

*Proof*

(i) Let  $p(x + S) = (p_1(x) + S_1, p_2(x) + S_2)$ . It is well-defined because  $x - x' \in S \Rightarrow p_i(x) - p_i(x') = p_i(x - x') \in S_i$ . Following the equations in the reverse direction, and keeping in mind that the sum is direct, shows injectivity and surjectivity.

(ii) By Feinberg's Decomposition Theorem, any equilibrium of the whole system is also an equilibrium in each subnetwork. Hence, such an equilibrium in a stoichiometric compatibility class corresponds to its projection pair in the subnetwork stoichiometric compatibility classes.  $\square$

**Proposition 18** *The insulin signaling system has an equilibrium in each stoichiometric compatibility class.*

*Proof*  $\mathcal{N}_A$  is a weakly reversible deficiency zero network, so that the Deficiency Zero Theorem for mass action kinetics implies that it has a unique (positive) equilibrium in each stoichiometric compatibility class.  $\mathcal{N}_B$  is a conservative network, so after Theorem 6.8 of [Shinar and Feinberg \(2012\)](#), there is an equilibrium in every stoichiometric compatibility class (not necessarily positive).  $\square$

We now derive a sufficient condition for the existence of a unique positive equilibrium in each stoichiometric compatibility class for an insulin signaling-similar system.

**Proposition 19** *Let  $\mathcal{N}$  be a weakly reversible mass action system and  $\mathcal{N} = \mathcal{N}_1 \cup \mathcal{N}_2$  a bi-independent decomposition. If  $\mathcal{N}_1$  has zero deficiency and  $\mathcal{N}_2$  is concordant, then  $\mathcal{N}$  has a unique positive equilibrium in every stoichiometric compatibility class.*

*Proof* Since  $\mathcal{N}$  is weakly reversible and the decomposition is incidence independent, then it is a weakly reversible decomposition after Proposition 4.2 of [Hernandez et al \(2022\)](#). Hence,  $\mathcal{N}_1$  has a unique positive equilibrium in each stoichiometric compatibility class (after the Deficiency Zero Theorem). The same is true for  $\mathcal{N}_2$  via Theorem 6.8 of [Shinar and Feinberg \(2012\)](#) (weakly monotonic kinetics on weakly reversible, concordant, and conservative networks). The claim follows from Lemma 17.  $\square$

Hence, we see that the hindrance for the insulin system to have the unique positive equilibrium in each stoichiometric compatibility class is its lack of weak reversibility, not its nonconservativity. This is due to the high deficiency subnetwork  $\mathcal{N}_B$ .

## 5 ACR of Species in Insulin Signaling

ACR denotes the invariance of the concentrations of a species at all positive equilibria of a kinetic system. G. Shinar and M. Feinberg introduced the concept in 2010 and, from experimental observations in *Escherichia coli* sub-systems, extracted sufficient (mathematical) conditions for the property. In this section, after a brief review of relevant results on ACR, we present an analysis of the property in the insulin signaling system.

## 5.1 Absolute Concentration Robustness

We first introduce the concept of a Shinar-Feinberg pair of reactant complexes.

A pair of reactant complexes  $\{C, C'\}$  is a **Shinar-Feinberg pair** (SF-pair) in species  $X$  if they differ only in  $X$ . An SF-pair is called **nonterminal** if both complexes are not in terminal strong linkage classes. The pair is said to be **linked** if both complexes are in a linkage class.

The following two results are fundamental for the analysis of ACR in mass action systems:

**Theorem 20** (*Shinar-Feinberg Criterion* ([Shinar and Feinberg, 2010](#))) *Let  $(\mathcal{N}, K)$  be a mass action system with a positive equilibrium and deficiency 1. If the system has a nonterminal SF-pair in species  $X$ , then it has ACR in  $X$ .*

For a proof, see the Supplementary Online Material of [Shinar and Feinberg \(2010\)](#). Note that the Shinar-Feinberg Criterion (Theorem 20) holds for all rate constants for which a positive equilibrium exists.

**Theorem 21** (*ACR for Zero-Deficiency Systems* ([Fortun and Mendoza, 2021](#))) *Let  $(\mathcal{N}, K)$  be a weakly reversible mass action system with zero deficiency. If the system has a linked SF-pair in species  $X$ , then it has ACR in  $X$ .*

For a proof, see Theorem 6 of [Fortun and Mendoza \(2021\)](#) where it is derived for the superset of PL-RDK systems.

[Lao et al \(2022\)](#) have integrated the Shinar-Feinberg Criterion in a framework to analyze ACR in large networks with arbitrary deficiency as follows:

**Proposition 22** ([Lao et al, 2022](#)) *Let  $(\mathcal{N}, K)$  be a power law system with a positive equilibrium and an independent decomposition  $\mathcal{N} = \mathcal{N}_1 \cup \dots \cup \mathcal{N}_k$ . If there is a subnetwork  $(\mathcal{N}_i, K_i)$  of deficiency  $\delta_i$  with SF-pair in species  $X$  such that*

- (i)  $\delta_i = 1$ ,  $(\mathcal{N}_i, K_i)$  is a PL-RDK system, and the SF-pair's reactant complexes are nonterminal; or
- (ii)  $(\mathcal{N}_i, K_i)$  is cycle terminal, a PL-RDK system with the SF-pair in a linkage class, and a positive equilibria log-parametrized (PLP) system with flux subspace  $\tilde{S}_i$ ;

*then  $(\mathcal{N}, K)$  has ACR in  $X$ .*

A special case of condition (ii) of Proposition 22 is any weakly reversible PL-RDK system with zero deficiency and a linked SF-pair in  $X$ . A proof of ACR in  $X$  in this case was already provided in Theorem 6 in the Appendix of [Fortun and Mendoza \(2021\)](#). We refer the reader to [Lao et al \(2022\)](#) for the detailed discussion of PLP systems and a proof of the general framework. We

apply Proposition 22 only in the special case of the deficiency zero subnetwork of the INSMS network.

We will often call subnetworks with the property (i) or (ii) “(low deficiency) ACR building blocks”. A computational approach to the framework was developed in Fontanil et al (2021). For the ACR analysis, we implemented this algorithm using Octave.

The third theorem that we will apply to the ACR analysis of the INSMS network is a recent result of Meshkat et al (2021) (Theorem 5.5). We recall the following definitions from their paper (Sections 2.2 and 2.5):

**Definition 1** For a mass action system, a **steady state** is a nonnegative concentration vector  $X^* \in \mathbb{R}_{\geq 0}^n$  at which the right-hand side of the SFRF  $f$  vanishes:  $f(X^*) = 0$ . A steady state  $X^*$  is **nondegenerate** if  $\text{Im}[J_{X^*}(f)|_S] = S$  where  $J_{X^*}(f)$  is the Jacobian matrix of  $f$  evaluated at  $X^*$ . A nondegenerate steady state is **exponentially stable** (or, simply **stable**) if each of the  $\dim(S)$  nonzero eigenvalues of  $J_{X^*}(f)$  has a negative real part. If one of these eigenvalues has a positive real part, then  $X^*$  is unstable.

**Definition 2** A kinetic system has **stable ACR** in a species  $X$  (for a set of rate constants) if all the steady states of the kinetic system (for the set of rate constants) are stable.

**Definition 3** The **restriction** of a set of reactions  $\mathcal{R}$  to a set of species  $\mathcal{S}$ , denoted  $\mathcal{R}|_{\mathcal{S}}$ , is the set obtained from  $\mathcal{R}$  by setting to 0 the stoichiometric coefficients of all species not in  $\mathcal{S}$  and then discarding any trivial reactions (reactions of the form  $\sum c_j X_j \rightarrow \sum c_j X_j$ , i.e., in which the reactant and product complexes are equal) and keeping only one copy of any duplicate reactions that arise.

**Definition 4** The **embedded network**  $N$  of a network  $\mathcal{N} = (\mathcal{S}, \mathcal{C}, \mathcal{R})$  obtained by removing a set of reactions  $\mathcal{R}' \subseteq \mathcal{R}$  and a set of species  $\{X_i\}_{i \in I} \subseteq \mathcal{S}$  is

$$N := \left( \mathcal{S}|_{\mathcal{C}|_{\mathcal{R}_N}}, \mathcal{C}|_{\mathcal{R}_N}, \mathcal{R}_N := (\mathcal{R} \setminus \mathcal{R}')|_{\mathcal{S} \setminus \{X_i\}_{i \in I}} \right)$$

where  $\mathcal{C}|_{\mathcal{R}_N}$  denotes the set of complexes of the set of reactions  $\mathcal{R}_N$  and  $\mathcal{S}|_{\mathcal{C}|_{\mathcal{R}_N}}$  denotes the set of species in the set of complexes  $\mathcal{C}|_{\mathcal{R}_N}$ .

**Definition 5** Let  $\mathcal{N}$  be a one-species reaction network with at least one reaction. Let  $X$  denote the unique species appearing in all reactions, so that each reaction of  $\mathcal{N}$  has the form  $aX \rightarrow bX$  where  $a, b \geq 0$  and  $a \neq b$ . Let  $n_r$  be the number of (distinct) reactant complexes and let  $a_1 < a_2 < \dots < a_{n_r}$  be their stoichiometric coefficients. The **arrow diagram** of  $\mathcal{N}$ , denoted  $\rho = (\rho_1, \dots, \rho_{n_r})$ , is the element of  $\{\rightarrow, \leftarrow, \leftrightarrow\}^{n_r}$  defined by

$$\rho_i = \begin{cases} \rightarrow & \text{if for all reactions } a_i X \rightarrow bX \text{ in } \mathcal{N}, \text{ it is the case that } b > a_i \\ \leftarrow & \text{if for all reactions } a_i X \rightarrow bX \text{ in } \mathcal{N}, \text{ it is the case that } b < a_i \\ \leftrightarrow & \text{otherwise.} \end{cases}$$

The main result of Meshkat et al (2021) that we will apply is the following theorem:

**Theorem 23** (*Stable ACR for One-Dimensional Networks* (Meshkat et al, 2021))  
 Let  $\mathcal{N}$  be a network with species  $X_1, \dots, X_m$ . If  $\mathcal{N}$  is of rank  $s = 1$ , then the following are equivalent:

- (i)  $\mathcal{N}$  has stable ACR and admits a positive steady state; and
- (ii) There exists a species  $X_{i^*}$  such that the following hold:
  - (a) For the embedded network of  $\mathcal{N}$  obtained by removing all species except  $X_{i^*}$ , the arrow diagram has one of these four forms:
 
$$(\leftrightarrow, \leftarrow, \leftarrow, \dots, \leftarrow), (\rightarrow, \rightarrow, \dots, \rightarrow, \leftrightarrow),$$

$$(\rightarrow, \rightarrow, \dots, \rightarrow, \leftrightarrow, \leftarrow, \leftarrow, \dots, \leftarrow), (\rightarrow, \rightarrow, \dots, \rightarrow, \leftarrow, \leftarrow, \dots, \leftarrow);$$
 and
  - (b) The reactant complexes of  $\mathcal{N}$  differ only in species  $X_{i^*}$ .

*Remark 1* The sufficient conditions for ACR in a species in the work of Lao et al (2022) and Meshkat et al (2021) establish the property for all rate constants for which the system has a positive equilibrium. Meshkat et al (2021) have proposed the convention of “vacuous ACR” for the cases in which no positive equilibrium exists: in such a scenario, ACR in all species is assumed. This enables the more convenient terminology the the above sufficient conditions provide ACR “for all rate constants” and we adopt this terminology in the following analysis.

## 5.2 ACR Analysis of Rank 1 Subnetworks of the Finest Independent Decomposition

The finest independent decomposition from the Hernandez-De la Cruz criterion (Hernandez and De la Cruz, 2021) consists of one subnetwork of rank 6 ( $\mathcal{N}_1$ ) and 9 subnetworks of rank 1 ( $\mathcal{N}_2, \dots, \mathcal{N}_{10}$ ). It is natural to first try to apply the ACR criterion of Meshkat et al (2021) to the latter set of subnetworks.

Condition (ii.b) of the Meshkat et al criterion (Theorem 23) says that all reactions, taken pairwise, must be SF-pairs in species  $X$ . Table 5 shows the results of the verification.

**Table 5** Verification of condition (ii.b) of the Meshkat et al criterion (Theorem 23)

Subnetwork	Reactions	Non-SF-pair, e.g.	(ii.b) satisfied for species $X_i$
$\mathcal{N}_2$	$R_{13}, R_{14}$	none	Yes for $X_6$
$\mathcal{N}_3$	$R_{17}, R_{18}, R_{19}$	$R_{17}, R_{18}$	No
$\mathcal{N}_4$	$R_{20}, R_{21}$	$R_{20}, R_{21}$	No
$\mathcal{N}_5$	$R_{22}, R_{23}$	$R_{22}, R_{23}$	No
$\mathcal{N}_6$	$R_{24}, R_{25}$	$R_{24}, R_{25}$	No
$\mathcal{N}_7$	$R_{26}, R_{27}$	$R_{26}, R_{27}$	No
$\mathcal{N}_8$	$R_{28}, R_{29}$	$R_{28}, R_{29}$	No
$\mathcal{N}_9$	$R_{30}, R_{31}, R_{32}, R_{33}$	$R_{30}, R_{31}$	No
$\mathcal{N}_{10}$	$R_{34}, R_{35}$	none	Yes for $X_{20}$

Subnetworks  $\mathcal{N}_2$  and  $\mathcal{N}_{10}$  also satisfy condition (ii.a) of the Meshkat et al criterion (Theorem 23) since they each consist of a reversible pair and are identical to the required embedded network. Hence,  $X_6$  and  $X_{20}$  have ACR for all rate constants in the whole network since the decomposition is independent (see, e.g., Proposition 4.4 of Lao et al (2022))

*Remark 2*

1. Theorem 23 ensures stability of the equilibria only within the subnetworks and not for the whole network so we cannot infer any claims about the property for  $X_6$  and  $X_{20}$ .
2. In a similar vein, non-ACR for a species in the subnetwork does not necessarily imply non-ACR in the whole network since the set of positive equilibria of the latter is generally smaller than that of the former.

### 5.3 ACR Analysis of Subnetworks in the Deficiency-Oriented Independent Decomposition

Implementing the algorithm of Fontanil et al (2021), we discover Shinar-Feinberg reaction pairs in appropriate low-deficiency subnetworks of coarsenings of the finest independent decomposition in Section 4.1. We find that the system had ACR in 8 species (from zero-deficiency building blocks):  $X_2, X_3, X_4, X_5, X_6, X_7, X_8, X_{20}$ . The other species are not identified as having ACR because the reactant complexes of their associated SF-pairs are not nonterminal in the subnetwork generated by the building block. Table 6 provides an overview. It is particularly significant that the system's output to glucose energy metabolism ( $X_{20} = \text{GLUT4}$ ) has ACR.

### 5.4 ACR Analysis of the INSMS Network for a Set of Rate Constants

Table 6 shows that there are SF-pairs in deficiency one subnetworks in further independent coarsenings of the INSMS network. The failure of the three sufficient conditions for ACR for all rate constants (Theorem 23) led us to suspect that the remaining species (i.e.,  $X_{13}, X_{14}, X_{16}, X_{17}, X_{18}$ , and  $X_{19}$ ) do not have this property. The test is done using the set of rate constants available from Sedaghat et al (2002).

Considering the rate constants listed in Sedaghat et al (2002) and the system of ODEs (Equation 1) presented in Section 3.1, we solve for the equilibrium of the system (see Appendix C for the complete solutions).

The solution of the equilibrium is dependent on the following variables:  $X_9, X_{12}, X_{13}, X_{17}$ , and  $X_{19}$ . This suggests that there are infinitely many possible positive equilibria as long as the following restrictions are observed:

- $0 < X_9 < 1.68412 \times 10^{-36}$
- $0.02407X_9 + (3.42317 \times 10^{22})X_9^2 \leq X_{12} \leq (1.08273 \times 10^{39})X_9 + (3.61697 \times 10^{63})X_9^2$

**Table 6** Species with ACR

Species	SF-pair	ACR building block	Deficiency	Comments
$X_2$	$R_1, R_{13}$	$\mathcal{N}_A$	0	linked SF-pair
	$R_1, R_{34}$	$\mathcal{N}_A$	0	linked SF-pair
	$R_7, R_{13}$	$\mathcal{N}_A$	0	linked SF-pair
	$R_7, R_{34}$	$\mathcal{N}_A$	0	linked SF-pair
$X_3$	$R_2, R_{13}$	$\mathcal{N}_A$	0	linked SF-pair
	$R_2, R_{34}$	$\mathcal{N}_A$	0	linked SF-pair
	$R_5, R_{13}$	$\mathcal{N}_A$	0	linked SF-pair
	$R_5, R_{35}$	$\mathcal{N}_A$	0	linked SF-pair
$X_4$	$R_4, R_{13}$	$\mathcal{N}_A$	0	linked SF-pair
	$R_4, R_{34}$	$\mathcal{N}_A$	0	linked SF-pair
	$R_9, R_{13}$	$\mathcal{N}_A$	0	linked SF-pair
	$R_9, R_{34}$	$\mathcal{N}_A$	0	linked SF-pair
$X_5$	$R_3, R_{13}$	$\mathcal{N}_A$	0	linked SF-pair
	$R_3, R_{34}$	$\mathcal{N}_A$	0	linked SF-pair
	$R_6, R_{13}$	$\mathcal{N}_A$	0	linked SF-pair
	$R_6, R_{34}$	$\mathcal{N}_A$	0	linked SF-pair
	$R_{11}, R_{13}$	$\mathcal{N}_A$	0	linked SF-pair
	$R_{11}, R_{34}$	$\mathcal{N}_A$	0	linked SF-pair
$X_6$	$R_8, R_{13}$	$\mathcal{N}_A$	0	linked SF-pair
	$R_8, R_{34}$	$\mathcal{N}_A$	0	linked SF-pair
	$R_{13}, R_{14}$	$\mathcal{N}_A$	0	linked SF-pair
	$R_{14}, R_{34}$	$\mathcal{N}_A$	0	linked SF-pair
$X_7$	$R_{10}, R_{13}$	$\mathcal{N}_A$	0	linked SF-pair
	$R_{10}, R_{34}$	$\mathcal{N}_A$	0	linked SF-pair
	$R_{13}, R_{15}$	$\mathcal{N}_A$	0	linked SF-pair
	$R_{15}, R_{34}$	$\mathcal{N}_A$	0	linked SF-pair
$X_8$	$R_{12}, R_{13}$	$\mathcal{N}_A$	0	linked SF-pair
	$R_{12}, R_{34}$	$\mathcal{N}_A$	0	linked SF-pair
	$R_{13}, R_{16}$	$\mathcal{N}_A$	0	linked SF-pair
	$R_{16}, R_{34}$	$\mathcal{N}_A$	0	linked SF-pair
$X_{13}$	$R_{13}, R_{23}$	$\mathcal{N}_2 \cup \mathcal{N}_5$	1	
	$R_{23}, R_{34}$	$\mathcal{N}_5 \cup \mathcal{N}_{10}$	1	
$X_{14}$	$R_{21}, R_{22}$	$\mathcal{N}_4 \cup \mathcal{N}_5$	1	
$X_{16}$	$R_{25}, R_{26}$	$\mathcal{N}_6 \cup \mathcal{N}_7$	1	
$X_{17}$	$R_{13}, R_{27}$	$\mathcal{N}_2 \cup \mathcal{N}_7$	1	
	$R_{27}, R_{34}$	$\mathcal{N}_7 \cup \mathcal{N}_{10}$	1	
$X_{18}$	$R_{25}, R_{28}$	$\mathcal{N}_6 \cup \mathcal{N}_8$	1	
$X_{19}$	$R_{13}, R_{29}$	$\mathcal{N}_2 \cup \mathcal{N}_8$	1	
	$R_{29}, R_{34}$	$\mathcal{N}_8 \cup \mathcal{N}_{10}$	1	
$X_{20}$	$R_{13}, R_{35}$	$\mathcal{N}_A$	0	linked SF-pair
	$R_{34}, R_{35}$	$\mathcal{N}_A$	0	linked SF-pair

- $0.31 < X_{13} \leq 100$
- $0 < X_{17}, X_{19} \leq 100$ .

The restrictions for  $X_9$  and  $X_{12}$  ensure that the nonzero eigenvalues are negative in the stability analysis of the system (see Appendix D).

The 12 species  $X_9, \dots, X_{19}$  and  $X_{21}$  do not have ACR for the given rate constants because the 5 species identified as “independent variables” can take values subject to inequalities listed; the remaining species will vary according to the variation of the variables.

*Remark 3* Using standard methods, we verify that for the set of rate constants used above, species  $X_2, \dots, X_8$  and  $X_{20}$  have stable ACR (see Appendix D).

These computations indeed confirm that the remaining species (i.e.,  $X_{13}$ ,  $X_{14}$ ,  $X_{16}$ ,  $X_{17}$ ,  $X_{18}$ , and  $X_{19}$ ) do not have ACR for all rate constants.

*Remark 4* The number of species exhibiting ACR (which we call “ACR species” for short) is an inverse measure of the variation in the equilibria composition: the more ACR species there are, the less the variation. An extreme case is ACR in all species, which is equivalent to the system having a unique equilibrium (in the entire species space). With 8 ACR species among 20, the INSMS system has a fairly high variation in equilibria composition. The deficiency-oriented decomposition reveals the sources of this variation: the deficiency zero subnetwork  $\mathcal{N}_A$  contains all the ACR species. Furthermore, since it is a log-parametrized system, it follows from the results of [Lao et al \(2022\)](#) that the number of ACR species (among the total 13 species in the subnetwork) is bounded by the subnetwork’s rank ( $s_A = 10$ ). This shows that the equilibria composition is caused primarily by the deficiency 7 subnetwork  $\mathcal{N}_B$ .

## 6 Summary and Conclusion

The insulin signaling system is an important metabolic system. In this study, we derived a CRN of the [Sedaghat et al \(2002\)](#) insulin signaling model with 20 species, 35 complexes, and 35 reactions. We have shown that it is a nonconservative, non-weakly reversible, and high deficiency ( $\delta = 7$ ) system. The positive dependence of the reaction network ensures the existence of rate constants under which the mass action system has positive equilibria. Additionally, the network’s  $t$ -minimality implies that the kinetic and stoichiometric subspaces coincide, which is necessary for the existence of nondegenerate equilibria. Moreover, the network is concordant, which implies that the system’s SFRF, when restricted to any stoichiometric compatibility class, is injective. It follows, then, that the kinetic system is monostationary, i.e., there is at most one positive equilibrium in each stoichiometric compatibility class.

We obtained the finest independent decomposition of the INSMS network  $\mathcal{N} = \{R_1, \dots, R_{35}\}$  consisting of 10 subnetworks which we have also shown to be bi-independent (Proposition 16). Upon considering a deficiency-oriented coarsening of the finest decomposition, we have shown that the insulin signaling system has an equilibrium in each stoichiometric compatibility class (Proposition 18). However, the hindrance for the system to have unique positive equilibrium in each stoichiometric compatibility class is its lack of weak reversibility, not its nonconservativity. This is due to the high deficiency subnetwork of the network’s deficiency-oriented coarsening. To support this observation, we have derived a sufficient condition for the existence of a unique positive equilibrium in each stoichiometric compatibility class for an insulin signaling-similar system (Proposition 19).



For the ACR analysis, we have shown that the subnetworks  $\mathcal{N}_2$  and  $\mathcal{N}_{10}$  satisfy condition (ii.a) of the Meshkat et al criterion (Theorem 23), but the state variables  $X_6$  and  $X_{20}$  have ACR for all rate constants only in their respective subnetwork. This implies that the stability of the equilibria is only within the subnetworks and not for the whole network. Upon implementing the algorithm of Fontanil et al (2021), however, we found that the system had ACR in 8 species. This restricts the variability of the positive equilibria and also suggests that this “structural source of robustness” may be an important factor in the system’s overall robustness. For the rate constants used in the study of Sedaghat et al (2002), we have verified that species  $X_2, \dots, X_8$ , and  $X_{20}$  indeed have stable ACR. Interestingly,  $X_{20}$ , i.e., the insulin-regulated glucose transporter GLUT4, plays an important role in glucose energy metabolism.

## Declarations

The authors declare no conflicts of interests.

## References

- Arceo C, Jose E, Marin-Sanguino A, et al (2015) Chemical reaction network approaches to biochemical systems theory. *Math Biosci* 269:135–152. <https://doi.org/10.1016/j.mbs.2015.08.022>
- Arceo C, Jose E, Lao A, et al (2017a) Reactant subspaces and kinetics of chemical reaction networks. *J Math Chem* 56(5):395–422. <https://doi.org/10.1007/s10910-017-0809-x>
- Arceo C, Jose E, Lao A, et al (2017b) Reaction networks and kinetics of biochemical systems. *Math Biosci* 283:13–29. <https://doi.org/10.1016/j.mbs.2016.10.004>
- Arnold S, Arvanitakis Z, Macauley-Rambach S, et al (2018) Brain insulin resistance in type 2 diabetes and alzheimer disease: concepts and conundrums. *Nat Rev Neurol* 14(3):168–181. <https://doi.org/10.1038/nrneurol.2017.185>
- Chellaboina V, Bhat S, Haddad W, et al (2009) Modeling and analysis of mass-action kinetics. *IEEE Control Systems* 29(4):60–78. <https://doi.org/10.1109/MCS.2009.932926>
- Dexter J, Dasgupta T, Gunawardena J (2015) Invariants reveal multiple forms of robustness in bifunctional enzyme systems. *Integr Biol* 7(8):883–894. <https://doi.org/10.1039/c5ib00009b>
- Fariñas H, Mendoza E, Lao A (2020) Structural properties of an s-system model of *Mycobacterium tuberculosis* gene regulation. *Philipp J Sci* 149(3):539–555

- Fariñas H, Mendoza E, Lao A (2021) Chemical reaction network decompositions and realizations of s-systems. *Philipp Sci Lett* 14(1):147–157
- Feinberg M (1979) Lectures on chemical reaction networks. University of Wisconsin. Available at <https://cbe.osu.edu/chemical-reaction-network-theory>
- Feinberg M (1987) Chemical reaction network structure and the stability of complex isothermal reactors: I. the deficiency zero and deficiency one theorems. *Chem Eng Sci* 42(10):2229–2268. [https://doi.org/10.1016/0009-2509\(87\)80099-4](https://doi.org/10.1016/0009-2509(87)80099-4)
- Feinberg M (2019) Foundations of chemical reaction network theory. Springer, Switzerland, <https://doi.org/10.1007/978-3-030-03858-8>
- Feinberg M, Horn F (1977) Chemical mechanism structure and the coincidence of the stoichiometric and kinetic subspaces. *Arch Ration Mech Anal* 66(1):83–97. <https://doi.org/10.1007/bf00250853>
- Feinberg M, Ellison P, Ji H, et al (2018) The chemical reaction network toolbox version 2.35. <https://doi.org/10.5281/zenodo.5149266>
- Feliu E, Wiuf C (2012) Preclusion of switch behavior in networks with mass-action kinetics. *Appl Math Comput* 219(4):1449–1467. <https://doi.org/10.1016/j.amc.2012.07.048>
- Fontanil L, Mendoza E (2022) Common complexes of decompositions and complex balanced equilibria of chemical reaction networks. *MATCH Commun Math Comput Chem* 87(2):329–366. <https://doi.org/10.46793/match.87-2.329F>
- Fontanil L, Mendoza E, Fortun N (2021) A computational approach to concentration robustness in power law kinetic systems of shinar-feinberg type. *MATCH Commun Math Comput Chem* 86(3):489–516
- Fortun N, Mendoza E (2021) Absolute concentration robustness in power law kinetic systems. *MATCH Commun Math Comput Chem* 85(3):669–691
- Fortun N, Lao A, Razon L, et al (2019) A deficiency zero theorem for a class of power-law kinetic systems with non-reactant-determined interactions. *MATCH Commun Math Comput Chem* 81(3):621–638
- Fortun N, Lao A, Razon L, et al (2021) Robustness in power law-kinetic systems with reactant-determined interactions. In: Akiyama J, Marcelo R, Ruiz M, et al (eds) *Discrete and Computational Geometry, Graphs, and Games*. JCDCGGG 2018. Lecture Notes in Computer Science, vol 13034. Springer, Cham, [https://doi.org/10.1007/978-3-030-90048-9\\_9](https://doi.org/10.1007/978-3-030-90048-9_9)

- Hernandez B, De la Cruz R (2021) Independent decompositions of chemical reaction networks. *Bull Math Biol* 83(76):1–23. <https://doi.org/10.1007/s11538-021-00906-3>
- Hernandez B, Mendoza E (2021) Positive equilibria of hill-type kinetic systems. *J Math Chem* 59:840–870. <https://doi.org/10.1007/s10910-021-01230-w>
- Hernandez B, Amistas D, De la Cruz R, et al (2022) Independent, incidence independent and weakly reversible decompositions of chemical reaction networks. *MATCH Commun Math Comput Chem* 87(2):367–396. <https://doi.org/10.46793/match.87-2.367H>
- Horn F, Jackson R (1972) General mass action kinetics. *Arch Ration Mech Anal* 47:81–116. <https://doi.org/10.1007/BF00251225>
- Knight D, Shinar G, Feinberg M (2015) Sharper graph-theoretical conditions for the stabilization of complex reaction networks. *Math Biosci* 262:10–27. <https://doi.org/10.1016/j.mbs.2015.01.002>
- Lao A, Villasis O, Tan D, et al (2021) The relationship between type 2 diabetes and alzheimer’s disease regulation by insulin and insulin-like growth factor 1 (in preparation)
- Lao A, Lubenia P, Magpantay D, et al (2022) Concentration robustness in lp kinetic systems. *MATCH Commun Math Comput Chem* 88(1):29–66. <https://doi.org/10.46793/match.88-1.029L>
- Meshkat N, Shiu A, Torres A (2021) Absolute concentration robustness in networks with low-dimensional stoichiometric subspace. *Vietnam J Math* <https://doi.org/10.1007/s10013-021-00524-5>
- Nazareno A, Eclarin R, Mendoza E, et al (2019) Linear conjugacy of chemical kinetic systems. *Math Biosci Eng* 16(6):8322–8355. <https://doi.org/10.3934/mbe.2019421>
- Neth B, Craft S (2017) Insulin resistance and alzheimer’s disease: Bioenergetic linkages. *Front Aging Neurosci* 9(345):1–20. <https://doi.org/10.3389/fnagi.2017.00345>
- Sedaghat A, Sherman A, Quon M (2002) A mathematical model of metabolic insulin signaling pathways. *Am J Physiol Endocrinol Metab* 283(5):E1084–E1101. <https://doi.org/10.1152/ajpendo.00571.2001>
- Shinar G, Feinberg M (2010) Structural sources of robustness in biochemical reaction networks. *Science* 327(5971):1389–1391. <https://doi.org/10.1126/science.1183372>

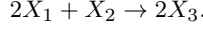
- Shinar G, Feinberg M (2011) Design principles for robust biochemical reaction networks: What works, what cannot work, and what might almost work. *Math Biosci* 231(1):39–48. <https://doi.org/10.1016/j.mbs.2011.02.012>
- Shinar G, Feinberg M (2012) Concordant chemical reaction networks. *Math Biosci* 240(2):92–113. <https://doi.org/10.1016/j.mbs.2012.05.004>
- Shinar G, Feinberg M (2013) Concordant chemical reaction networks and the species-reaction graph. *Math Biosci* 241(1):1–23. <https://doi.org/10.1016/j.mbs.2012.08.002>
- Wiuf C, Feliu E (2013) Power-law kinetics and determinant criteria for the preclusion of multistationarity in networks of interacting species. *SIAM J Appl Dyn Syst* 12(4):1685–1721. <https://doi.org/10.1137/120873388>

## Appendix A Illustrations

In this section, we illustrate some of the concepts described in our paper.

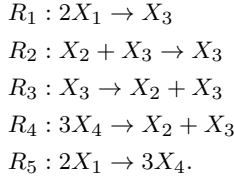
### A.1 Chemical Reaction Networks

*Example 1* Consider the reaction



$X_1$ ,  $X_2$ , and  $X_3$  are the species of the reaction. Its reactant complex is  $2X_1 + X_2$  and  $2X_3$  is the product complex. The stoichiometric coefficients are 2, 1, and 2 for  $X_1$ ,  $X_2$ , and  $X_3$ , respectively.

*Example 2* Consider the following chemical reaction network (CRN):



The network's set of species, complexes, and reactions are

$$\begin{aligned} \mathcal{S} &= \{X_1, X_2, X_3, X_4\} \\ \mathcal{C} &= \{C_1 = 2X_1, C_2 = X_2 + X_3, C_3 = X_3, C_4 = 3X_4\} \\ \mathcal{R} &= \{R_1, R_2, R_3, R_4, R_5\}. \end{aligned}$$

There are  $m = 4$  species,  $n = 4$  complexes,  $n_r = 4$  reactant complexes, and  $r = 5$  reactions. There is 1 reversible reaction ( $X_2 + X_3 \rightleftharpoons X_3$ ) and 3 irreversible reactions.

*Example 3* Consider the CRN in Example 2.

The network's molecularity matrix is

$$Y = \begin{array}{cccc|c} & 2X_1 & X_2 + X_3 & X_3 & 3X_4 & \\ \left[ \begin{array}{cccc} 2 & 0 & 0 & 0 \\ 0 & 1 & 0 & 0 \\ 0 & 1 & 1 & 0 \\ 0 & 0 & 0 & 3 \end{array} \right] & \begin{array}{c} X_1 \\ X_2 \\ X_3 \\ X_4 \end{array} \end{array}$$

Its incidence matrix is

$$I_a = \begin{array}{ccccc|c} & R_1 & R_2 & R_3 & R_4 & R_5 & \\ \left[ \begin{array}{ccccc} -1 & 0 & 0 & 0 & -1 \\ 0 & -1 & 1 & 1 & 0 \\ 1 & 1 & -1 & 0 & 0 \\ 0 & 0 & 0 & -1 & 1 \end{array} \right] & \begin{array}{c} 2X_1 \\ X_2 + X_3 \\ X_3 \\ 3X_4 \end{array} \end{array}$$

The stoichiometric matrix is, thus,

$$N = YI_a = \begin{bmatrix} -2 & 0 & 0 & 0 & -2 \\ 0 & -1 & 1 & 1 & 0 \\ 1 & 0 & 0 & 1 & 0 \\ 0 & 0 & 0 & -3 & 3 \end{bmatrix}.$$

The network has rank  $s = \text{rank}(N) = 3$ .

*Example 4* Consider the CRN in Example 2.

The network has  $\ell = 1$  linkage class:  $\{2X_1, X_3, X_2 + X_3, 3X_4\}$ . The number of strong linkage classes is  $s\ell = 3$ :  $\{X_3, X_2 + X_3\}, \{2X_1\}, \{3X_4\}$ ; and the number of terminal strong linkage classes is  $t = 1$ :  $\{X_3, X_2 + X_3\}$ .  $X_3$  and  $X_2 + X_3$  are terminal complexes while  $2X_1$  and  $3X_4$  are nonterminal complexes.

*Example 5* From Example 4, since  $s\ell = 3 \neq 1 = \ell$ , the network is not weakly reversible but  $t = 1 = \ell$  implies that the network is  $t$ -minimal. Using the values from Example 2,  $n - n_r = 4 - 4 = 0$  signifies that the network is also cycle terminal but not point terminal ( $t = 1 \neq 0 = n - n_r$ ).

Together with the value computed in Example 3, we get the deficiency of the network:  $\delta = n - \ell - s = 4 - 1 - 3 = 0$ .

*Example 6* From Example 3, the incidence matrix of the network can be written as

$$I_a = I_a^+ - I_a^-$$

$$\begin{bmatrix} -1 & 0 & 0 & 0 & -1 \\ 0 & -1 & 1 & 1 & 0 \\ 1 & 1 & -1 & 0 & 0 \\ 0 & 0 & 0 & -1 & 1 \end{bmatrix} = \begin{bmatrix} 0 & 0 & 0 & 0 & 0 \\ 0 & 0 & 1 & 1 & 0 \\ 1 & 1 & 0 & 0 & 0 \\ 0 & 0 & 0 & 0 & 1 \end{bmatrix} - \begin{bmatrix} 1 & 0 & 0 & 0 & 1 \\ 0 & 1 & 0 & 0 & 0 \\ 0 & 0 & 1 & 0 & 0 \\ 0 & 0 & 0 & 1 & 0 \end{bmatrix}$$

allowing us to form the reactant matrix

$$N^- = YI_a^- = \begin{bmatrix} 2 & 0 & 0 & 0 & 2 \\ 0 & 1 & 0 & 0 & 0 \\ 0 & 1 & 1 & 0 & 0 \\ 0 & 0 & 0 & 3 & 0 \end{bmatrix}.$$

The network has reactant rank  $q = \text{rank}(N^-) = 4$ . Together the value determined in Example 2, the network's reactant deficiency is  $\delta_p = n_r - q = 4 - 4 = 0$ .

## A.2 Chemical Kinetic Systems

*Example 7* Consider the CRN in Example 2.

Assuming power law kinetics, the ordinary differential equation system of the network can be written as

$$\dot{X} = \begin{bmatrix} \dot{X}_1 \\ \dot{X}_2 \\ \dot{X}_3 \\ \dot{X}_4 \end{bmatrix} = \begin{bmatrix} -2 & 0 & 0 & 0 & -2 \\ 0 & -1 & 1 & 1 & 0 \\ 1 & 0 & 0 & 1 & 0 \\ 0 & 0 & 0 & -3 & 3 \end{bmatrix} \begin{bmatrix} k_1 X_1^{f_{11}} \\ k_2 X_2^{f_{22}} X_3^{f_{23}} \\ k_3 X_3^{f_{33}} \\ k_4 X_4^{f_{44}} \\ k_5 X_1^{f_{51}} \end{bmatrix} = NK(X).$$

Thus, the kinetic order matrix is

$$F = \begin{bmatrix} f_{11} & 0 & 0 & 0 \\ 0 & f_{22} & f_{23} & 0 \\ 0 & 0 & f_{33} & 0 \\ 0 & 0 & 0 & f_{44} \\ f_{51} & 0 & 0 & 0 \end{bmatrix}$$

where  $f_{ij} \in \mathbb{R}$ .

*Example 8* If we assume mass action kinetics in Example 7, the kinetic order matrix of the system is

$$F = \begin{bmatrix} 2 & 0 & 0 & 0 \\ 0 & 1 & 1 & 0 \\ 0 & 0 & 1 & 0 \\ 0 & 0 & 0 & 3 \\ 2 & 0 & 0 & 0 \end{bmatrix}.$$

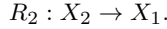
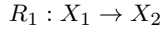
### A.3 Decomposition Theory

*Example 9* Consider the decomposition  $\mathcal{N} = \mathcal{N}_1 \cup \mathcal{N}_2 \cup \mathcal{N}_3$ .

The parent network is  $\mathcal{N}$  while the subnetworks are  $\mathcal{N}_1$ ,  $\mathcal{N}_2$ , and  $\mathcal{N}_3$ .

If  $\mathcal{N}' = \mathcal{N}_2 \cup \mathcal{N}_3$ , then  $\mathcal{N} = \mathcal{N}_1 \cup \mathcal{N}_2 \cup \mathcal{N}_3$  is a refinement of  $\mathcal{N} = \mathcal{N}_1 \cup \mathcal{N}'$  while  $\mathcal{N} = \mathcal{N}_1 \cup \mathcal{N}'$  is a coarsening of  $\mathcal{N} = \mathcal{N}_1 \cup \mathcal{N}_2 \cup \mathcal{N}_3$ .

*Example 10* Consider the simple network  $\mathcal{N} = \{R_1, R_2\}$  where



Consider the decomposition  $\mathcal{D} : \mathcal{N} = \{R_1\} \cup \{R_2\}$ . Hence,  $|\mathcal{C}_{\mathcal{D}}| = 2 > 1$ . The network has  $n = 2$  complexes and  $\ell = 1$  linkage class. The two subnetworks each have  $n_1 = n_2 = 2$  complexes and  $\ell_1 = \ell_2 = 1$  linkage class. Since  $n - \ell = 1$  is not equal to  $(n_1 - \ell_1) + (n_2 - \ell_2) = 2$ , the network is not incidence independent.

## Appendix B Variable Descriptions and Units

The following are the variables used in the insulin metabolic signaling (INSMS) network together with their descriptions and unit of measurement:

- $X_2$  = Unbound surface insulin receptors (in molar)
- $X_3$  = Unphosphorylated once-bound surface receptors (in molar)
- $X_4$  = Phosphorylated twice-bound surface receptors (in molar)
- $X_5$  = Phosphorylated once-bound surface receptors (in molar)
- $X_6$  = Unbound unphosphorylated intracellular receptors (in molar)
- $X_7$  = Phosphorylated twice-bound intracellular receptors (in molar)
- $X_8$  = Phosphorylated once-bound intracellular receptors (in molar)
- $X_9$  = Unphosphorylated IRS-1 (in molar)
- $X_{10}$  = Tyrosine-phosphorylated IRS-1 (in molar)
- $X_{11}$  = Unactivated PI 3-kinase (in molar)
- $X_{12}$  = Tyrosine-phosphorylated IRS-1/activated PI 3-kinase complex (in molar)
- $X_{13}$  = PI(3,4,5)P<sub>3</sub> out of the total lipid population (in %)
- $X_{14}$  = PI(4,5)P<sub>2</sub> out of the total lipid population (in %)
- $X_{15}$  = PI(3,4)P<sub>2</sub> out of the total lipid population (in %)
- $X_{16}$  = Unactivated Akt (in %)
- $X_{17}$  = Activated Akt (in %)
- $X_{18}$  = Unactivated PKC- $\zeta$  (in %)
- $X_{19}$  = Activated PKC- $\zeta$  (in %)
- $X_{20}$  = Intracellular GLUT4 (in %)
- $X_{21}$  = Cell surface GLUT4 (in %).



## Appendix C    Equilibrium Point of the INSMS Network

Using Mathematica, we get the equilibrium point of the INSMS network using the rate constants in [Sedaghat et al \(2002\)](#):

$$\begin{aligned}
 & (X_2, \dots, X_{21}) \\
 & = (0.36998, 0.00089, 3.28438, 10.94909, 10, 0.01495, 0.04985, X_9, \\
 & \quad [4.72862 \times 10^{13}]X_9, \frac{[4.9991 \times 10^{-42}]X_{12}}{[1.67 \times 10^{-17}]X_9}, X_{12}, X_{13}, \\
 & \quad \frac{42.14839X_{13}}{[2.5171 \times 10^{14}]X_{12} + 0.13145}, 0.93548X_{13}, \frac{6.93147X_{17}}{0.24844X_{13} - 0.07702}, X_{17}, \\
 & \quad \frac{6.93147X_{17}}{0.24844X_{13} - 0.07702}, X_{19}, \\
 & \quad 0.01042, 0.06238[0.00696 + 0.0023X_{17} + 0.00919X_{19}]).
 \end{aligned}$$

## Appendix D Stability Analysis of the INSMS Network

Using Mathematica, we get the eigenvalues of the Jacobian of the INSMS network evaluated at the equilibrium:

$$\begin{aligned}
\lambda_1 &= 0 \\
\lambda_2 &= 0 \\
\lambda_3 &= 0 \\
\lambda_4 &= 0 \\
\lambda_5 &= 0 \\
\lambda_6 &= -24.0054 - (1.25855 \times 10^{14})X_{12} \\
&\quad - 0.5\sqrt{1802.82 + (1.83994 \times 10^{16})X_{12} + (6.33581 \times 10^{28})X_{12}^2} < 0 \\
\lambda_7 &= -24.0054 - (1.25855 \times 10^{14})X_{12} \\
&\quad + 0.5\sqrt{1802.82 + (1.83994 \times 10^{16})X_{12} + (6.33581 \times 10^{28})X_{12}^2} < 0 \\
&\quad [\text{for } 0 < X_{12} < 1823.45] \\
\lambda_8 &= -6.85446 - 0.24844X_{13} < 0 \\
\lambda_9 &= -6.85446 - 0.24844X_{13} < 0 \\
\lambda_{10} &= -0.5(0.175113 + 0.00229625X_{17} \\
&\quad + \sqrt{-0.00077154 + (0.175113 + 0.00229625X_{17} + 0.009185X_{19})^2} \\
&\quad + 0.009185X_{19}) < 0 \\
\lambda_{11} &= -0.5(0.175113 + 0.00229625X_{17} \\
&\quad - \sqrt{-0.00077154 + (0.175113 + 0.00229625X_{17} + 0.009185X_{19})^2} \\
&\quad + 0.009185X_{19}) < 0 \\
\lambda_{12} &= -0.5\{11.396 + (7.06464 \times 10^{11})X_{10} + (7.06464 \times 10^{11})X_{11} \\
&\quad + (4.63768 \times 10^{12})X_4 + (4.63768 \times 10^{12})X_5 + \text{sqrt}\{-55.8389 \\
&\quad - (3.94482 \times 10^{12})X_{10} - 4[10 + (7.06464 \times 10^{11})(X_{10} + X_{11})] \\
&\quad [(4.63768 \times 10^{12})X_4 + (4.63768 \times 10^{12})X_5] + [11.396 \\
&\quad + (7.06464 \times 10^{11})X_{10} + (7.06464 \times 10^{11})X_{11} + (4.63768 \times 10^{12})X_4 \\
&\quad + (4.63768 \times 10^{12})X_5]^2\} < 0 \\
&\quad [\text{for } X_{11} \geq 7.20482 \times 10^{-27} + (2.16705 \times 10^{-16})X_{10}] \\
\lambda_{13} &= -0.5\{11.396 + (7.06464 \times 10^{11})X_{10} + (7.06464 \times 10^{11})X_{11} \\
&\quad + (4.63768 \times 10^{12})X_4 + (4.63768 \times 10^{12})X_5 - \text{sqrt}\{-55.8389 \\
&\quad - (3.94482 \times 10^{12})X_{10} - 4[10 + (7.06464 \times 10^{11})(X_{10} + X_{11})] \\
&\quad [(4.63768 \times 10^{12})X_4 + (4.63768 \times 10^{12})X_5] + [11.396
\end{aligned}$$

$$\begin{aligned}
 & + (7.06464 \times 10^{11})X_{10} + (7.06464 \times 10^{11})X_{11} + (4.63768 \times 10^{12})X_4 \\
 & + (4.63768 \times 10^{12})X_5]^2\} < 0 \\
 & [\text{for } 7.20482 \times 10^{-27} + (2.16705 \times 10^{-16})X_{10} \leq X_{11} \\
 & \leq 3.24113 \times 10^{14} + (2.28974 \times 10^{25})X_{10}] \\
 \lambda_{14} &= -2500.2 < 0 \\
 \lambda_{15} &= -26.0627 < 0 \\
 \lambda_{16} &= -6.13981 < 0 \\
 \lambda_{17} &= -0.46121 < 0 \\
 \lambda_{18} &= -0.461196 < 0 \\
 \lambda_{19} &= -0.00506907 < 0 \\
 \lambda_{20} &= -6.76959 \times 10^{-19} < 0.
 \end{aligned}$$

Note that the rank of the INSMS network is 15. Since there are 20 species in its species set, then there are  $20 - 15 = 5$  zero eigenvalues.