

Data-Free Quantization with Accurate Activation Clipping and Adaptive Batch Normalization

Yefei He¹ Luoming Zhang¹ Weijia Wu¹ Hong Zhou¹

Abstract

Data-free quantization is a task that compresses the neural network to low bit-width without access to original training data. Most existing data-free quantization methods cause severe performance degradation due to inaccurate activation clipping range and quantization error, especially for low bit-width. In this paper, we present a simple yet effective data-free quantization method with accurate activation clipping and adaptive batch normalization. Accurate activation clipping (AAC) improves the model accuracy by exploiting accurate activation information from the full-precision model. Adaptive batch normalization firstly proposes to address the quantization error from distribution changes by updating the batch normalization layer adaptively. Extensive experiments demonstrate that the proposed data-free quantization method can yield surprisingly performance, achieving **64.33%** top-1 accuracy of ResNet18 on ImageNet dataset, with **3.7%** absolute improvement outperforming the existing state-of-the-art methods.

1. Introduction

Deep learning has achieved breakthrough successes in many fields, such as computer vision(Wang et al., 2021; Liu et al., 2022) and natural language processing(Devlin et al., 2018). Over-parameterization is an obvious feature of deep learning models compared to traditional methods. Since its birth, deep learning models have the disadvantages of massive parameters and high computational complexity. For example, ResNet18(He et al., 2016) network has 11.7M parameters and 1.8GFLOPS calculations. These shortcomings limit the application of deep learning models in edge devices such as mobile phones. To solve this problem, model compression methods such as model quantization, distillation, and pruning have emerged in recent years. Among them, model quantization is one of the most commonly used compression methods. Quantization refers to mapping model parameters or activations from floating-point numbers to integers according to certain rules, thereby greatly reduce the size of

the model and accelerate the inference process.

However, directly quantizing a full-precision model to low bit-width often leads to a serious accuracy drop. To address this, two quantization methods, *i.e.*, quantization-aware-training (QAT) and post-training quantization (PTQ) are proposed. The former aims to retrain the quantized model and consumes lots of computation resources. The latter directly quantize the pre-trained floating-point model and uses part of the training data to calibrate it. Both methods are data-driven that require real data in their quantization process. However, in many practical scenarios, the training dataset is not available for privacy policy or security issues. Fortunately, data-free quantization can compress models without accessing any original training data.

Many excellent prior studies(Cai et al., 2020; Xu et al., 2020) try to solve the task by the generative methods with synthetic data. (Cai et al., 2020) proposed to generate fake data from the distribution (*i.e.*, mean and standard deviation) of BN layers. After using the fake data to update the range of quantized activations, the method achieved competitive result compared to the previous QAT methods, while the performance degrades significantly at low bit-width (especially 4-bit or lower). Although the synthetic data conforms to the distribution of BN layers, the activation range is actually determined by the peak value and there is no necessary connection between the extreme values of the data and its distribution. Therefore, the updated activation clipping range is inaccurate. Besides, the quantization process inevitably brings deviations to both weights and activations(Nagel et al., 2019), thus disturbing the distribution of intermediate feature maps. The distribution mismatch between the feature maps and the fixed BN statistics will further aggravate the performance decrease. However, this problem is disregarded by previous data-free quantization methods and how to alleviate this mismatch remains an open question. Furthermore, (Xu et al., 2020) took the category information into consideration and proposed a neural network-based data generator to fine-tune the quantized model. Thanks to fine-tuning, their work achieved better results than (Cai et al., 2020) when models were quantized to 4-bit. Nevertheless, training a generator requires a lot of time and computing resources, and fine-tuning can be less useful or even harmful for 8-bit quantization. How to

quantize models generally and efficiently is still a problem.

At this stage, the key problem of data-free quantization is to retain information of the original training dataset from the full-precision model. While previous studies mainly focus on utilizing BN statistics and data distribution, there is still a lot of information stored in the model that can be mined. To address the above issues, we present a simple yet effective data-free quantization method with two core components, *i.e.*, accurate activation clipping and adaptive batch normalization. Accurate activation clipping uses the classification results of the teacher model and a absolute value loss function to optimize the synthetic data, the generated label-specified data contains the activation range information of the original dataset. Adaptive batch normalization takes the shift of quantized feature map distribution into consideration. After determining the activation value range, we propose to adaptively update the BN statistics of the quantized model, alleviating the distribution mismatch. Finally, we propose to perform fine-tuning only when necessary to further improve accuracy. Even with limited computing resources that can't perform fine-tuning, our method can achieve competitive performance compared to fine-tuning-based method.

We summarize our main contributions as follows:

- We propose a novel method to generate synthetic data for performing accurate activation clipping (AAC). This provides a new approach for extracting dataset information from full-precision models.
- A Adaptive Batch Normalization is proposed to alleviate the disturbance from distribution mismatch of BN layers.
- Combining the above methods with optional fine-tuning, we get a brand new three-step data-free quantization pipeline. Extensive experiments on the large scale ImageNet dataset prove that quantization with our method can surpass the state-of-the-art methods with 3.7% absolute improvement on ResNet18.

2. Related Work

2.1. Model Quantization

Model quantization converts continuous floating-point parameters and activations into discrete integer numbers, which can reduce the size of the model and the memory usage. With the corresponding acceleration algorithm, it can also accelerate the model inference. However, quantization will inevitably lead to a decrease in model capacity, which in turn leads to a severe accuracy drop. Model quantization methods are aimed to reducing the accuracy gap between the full-precision model and the quantized model.

QAT is a quantization method that aims to retraining weights. In order to solve the problem that the quantization process is not differentiable, STE(Bengio et al., 2013) approximates it with an identity function. However, using STE is less effective at low bit-width(such as 4-bit or lower). (Gong et al., 2019; Qin et al., 2020) use soft quantization functions instead of STE to approximate real gradient. In addition to weight retraining, (Choi et al., 2018) takes the clip range of the activation value as a learnable parameter. (Esser et al., 2019) also uses step size as a learnable parameter. (Bhargat et al., 2020) further introduces a trainable offset parameter, so that asymmetric quantization can also be performed. PTQ adjusts the weight of the quantized model without retraining. (Banner et al., 2018) proposed a clip threshold selection method and minimized the KL divergence of the distribution before and after quantization. Rounding-to-nearest is the most commonly used quantization method. (Nagel et al., 2020) pointed out that this may lead to sub-optimization, and proposed an adaptive weight-rounding mechanism. (Li et al., 2021) considered cross-layer dependency and reconstructed from the block level, achieving a performance comparable to QAT even at 4-bit quantization.

2.2. Data-free Quantization

In order to reduce the loss of accuracy, quantization methods usually require original training data for adjustment or retraining. However, when data is not available, how to quantize and keep accuracy becomes a challenge. (Nagel et al., 2019) equalizes the weight ranges and corrects biases in the error, making models more compatible to quantize. Generating synthetic data based on full-precision models is one of the mainstream methods. (Cai et al., 2020) proposed that the generated data should conform to the BN layers' parameters of full precision model, and update the activation range with the generated data. (Xu et al., 2020) uses a neural network as a generator to generate data. In addition to the BN layer information, it also considers the category information of the data and achieves better results, especially at 4-bit quantization.

3. Method

3.1. Preliminaries

We use uniform quantization in our study and experiments. For uniform quantization, given the bit-width b and clip range $[l, u]$ for weight or activation, quantization-dequantization process as follows:

$$\Delta = \frac{u - l}{2^b - 1} \quad (1)$$

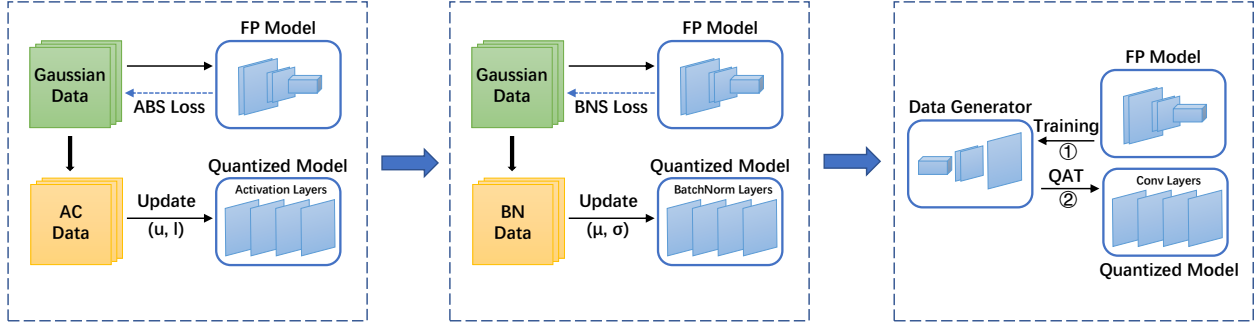


Figure 1. Proposed three-step pipeline for data-free quantization. Here, ‘AC’ means activation clipping and ‘FP Model’ denotes full-precision model.

$$Q(x) = \text{round}\left(\frac{x - l}{\Delta}\right) \quad (2)$$

$$D(x) = Q(x) * \Delta + l \quad (3)$$

where Δ is the interval length, $Q(x)$ is the quantized representation of the data and $D(x)$ is the result of dequantization process of a value $Q(x)$.

There will be two main problems when it comes to data-free quantization. First, since the weight has been trained, the range of the weight is its minimum/maximum value. However, the clip range for activations of each layers depends on the specific input and is still unknown. Second, the statistics (μ and σ) of BN layers depend on the input and feature maps of the network, and have been fixed in the model. However, quantizing the model may shift the distribution of the intermediate feature maps, which consequently become inconsistent with the BN statistics.

In this section, we propose two approaches, *i.e.*, accurate activation clipping and adaptive batch normalization to address the corresponding two problems, which can achieve remarkable results in a short time. In low-bit quantization, we further use fine-tuning to improve the accuracy, thus having a three-step pipeline for data-free quantization, as shown in Figure 1.

3.2. Accurate Activation Clipping

To determine the clipping range of activations (*i.e.* u and l in Equation (1)), one common way is to generate synthetic data and conduct a forward propagation with it. The peak value of activations is stored as the clipping range parameter. While previous studies (Cai et al., 2020; Xu et al., 2020) generate fake data with the distribution of BN layers, it only provides a coarse prediction for the activation range, and we argue that it is not the optimal choice for updating the clipping range. This is illustrated in Figure 2, where we plot the

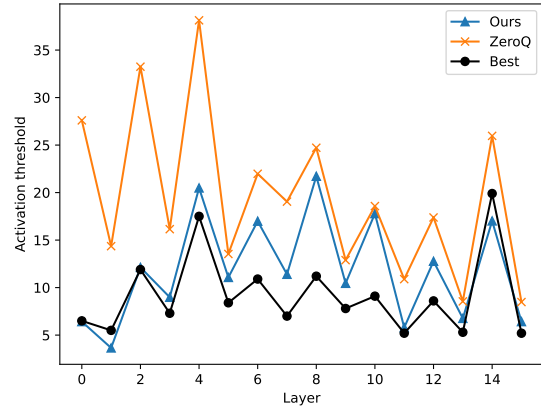


Figure 2. Activation range comparison for ResNet18 on ImageNet when quantized to 4-bit. Among them, the best clipping range is obtained by iterate through all values between $[0, 50]$ (which basically covering all activation values) while inputting real dataset into the model.

best activation clipping range and the data-determined range for every layer in the ResNet18 model. With distribution-consistent data from BN layers, ZeroQ (Cai et al., 2020) presents a dissatisfied performance compared to the optimal activation value. So what exactly determines the activation clipping range?



Figure 3. A common block structure of quantized CNNs

Figure 3 presents a common block structure of quantized CNNs. Before clipping, ReLU takes feature map of con-

volution layers as input. Thus, the lower bound l is zero without doubt, while the upper bound u depends on the maximum value of feature map. The recent study (Zhou et al., 2016) revealed that feature map is the response of the network to category features where high response is related to significant features and low response is related to irrelevant features such as background. Therefore, to emulate the response of the real dataset, synthetic data should make the network to be highly responsive.

To this end, we propose a novel method to generate accurate activation clipping data. We notice that deep learning models perform image classification tasks on large-scale datasets well with rich category-related information. Thus we try to let the model to learn the most responsive data by itself. For example, given a target label ‘flowers’ and a Gaussian-random image, if we input the gaussian image to the network directly, the result is unlikely to classify it as a flower. However, if we have an appropriate loss function, calculate the loss according to the target label and back-propagate to the image, the confidence of classifying as ‘flowers’ will increase as we iterate. Finally, the network generates the ‘most flower-like image’ adaptively. With the high-quality generated image used as input, the model will emerge higher response and classify ‘flower’ class with a high probability. In other words, we have to solve the following optimization problems:

$$\min_x \mathbb{E}_{x,y} [\ell(M(x), y)], \quad (4)$$

where x is the synthetic input data, y is the target label, ℓ is the loss function and M is the full-precision model.

To select an appropriate loss function, we take a deeper look at this problem. The Cross-Entropy (CE) loss is the most commonly used loss function in image classification tasks and it’s a good indicator of how well the model classify input images. In this study, the standard to judge the quality of the data is the response level of the model and the probability of classifying the target label. Therefore, we use the Cross-Entropy loss function to judge the quality of the generated data, where lower loss means better generated data. However, when it comes to backpropagation, CE loss is not the best choice. The derivative computed by CE loss can be formulated as:

$$\frac{\partial \mathcal{L}_{CE}}{\partial M_y(x)} = \frac{\partial \mathcal{L}_{CE}}{\partial p_y} \cdot \frac{\partial p_y}{\partial M_y(x)} \quad (5)$$

$$= -\frac{1}{p_y} \cdot p_y \cdot (1 - p_y) \quad (6)$$

$$= p_y - 1 \quad (7)$$

where p_y is the probability of classify to label y (i.e., the result of softmax operation). With the increase of p_y , the derivative used for backpropagation will be smaller, which

Algorithm 1 Accurate Activation Clipping Data Generation

Input: Full-precision Model M

Initialize Gaussian Data x , random label y .

for $i = 1$ **to** num_epoch **do**

 Forward propagate $M(x)$

 Calculate loss according to Equation (8)

 Backward propagate and update x

end for

makes the optimization process saturated before it reaches the optimal state. We further use a toy example to illustrate this problem, as shown in Figure 4.

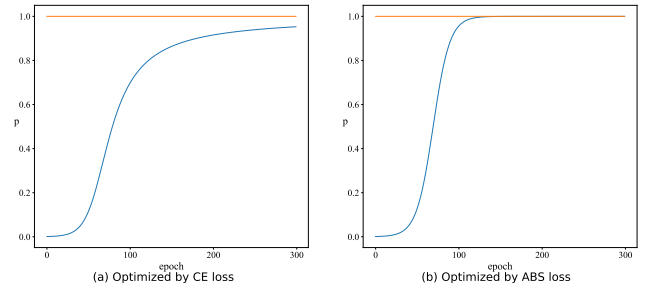


Figure 4. Toy experiment of optimization using different loss functions. We take $M(x)=x$ as the model and optimize the input. Using CE loss for backpropagation cannot optimize the loss function to the optimum.

It can be seen from Equation (7) that the problem is mainly caused by softmax operation, where all the scores are brought into calculation. Actually, in this optimization problem, we only care about the score corresponding to the target label and hope to reflect it on the input image. Scores of other labels or their appearance on the input image are irrelevant to the model’s response. Therefore, we use a hard-label absolute value loss (ABS Loss):

$$\mathcal{L}_{ABS} = -M_y(x) \quad (8)$$

Thus, only the regions that the model considers to have an impact on the ‘flower’ features will be enhanced, and the intermediate feature map will also produce a higher response. Using Equation (8) as loss functions in the algorithm also make the Cross-Entropy loss drop to 0 quickly, making the data generation process even faster (see Figure 4).

Please refer to Algorithm 1 for the specific image generation process. It can also be seen from the Figure 2 that the data we generate can better approximate the optimal value of the activation clipping range.

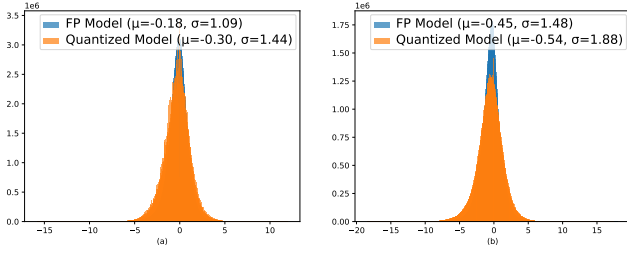


Figure 5. Comparison between featuremaps of original model and quantized model. (a): layer1.1.conv2, (b): layer2.0.conv2.

3.3. Adaptive Batch Normalization

Previous research(Nagel et al., 2019) has found that when the convolutional layer is quantized, the output featuremap distribution will have a certain offset compared to the original model. When we quantize models to low bit-width, this phenomenon will be more obvious, as shown in Figure 5. In this case, since the distribution of the input data does not match the statistic stored in the BN layer, the BN layer not only fails to normalize the data, but may also have a side effect that reduce the model accuracy. This statistic inconsistency is caused by quantization errors. When we have the training dataset, we can use QAT to train the weights and BN layer of the network; we can also use the PTQ method to minimize the error caused by quantization and make the output of the convolutional layer closer to the full precision model. However, in the case of data-free quantization, we do not have training data to optimize the quantization error. Hence, in this study we look at this problem from another perspective. Since the model has a large number of weight parameters, it’s difficult to update without training data. But the BN layers contains few parameters and only depends on the distribution of the input data. In order to alleviate the distribution mismatch and improve the accuracy of the quantized model, we choose to update the statistics of BN layers and let BN layers adapt to the errors caused by quantization.

Although the data generated in section 3.2 can restore the activation range very well, it is not suitable for updating the statistics of the BN layer. As analyzed above, updating the activation range is an extremum problem while updating the BN statistics is a data distribution problem. Therefore, we use the distribution-consistent data to update the BN statistics.

The BN statistics (BNS) loss function is defined as follows:

$$\mathcal{L}_{\text{BNS}} = \sum_{i=0}^L \|\hat{\mu}_i - \mu_i\|_2^2 + \|\hat{\sigma}_i - \sigma_i\|_2^2 \quad (9)$$

Among them, μ_i , σ_i are the mean and standard deviation information stored in the i -th BN layer in the full-precision model. $\hat{\mu}_i$ and $\hat{\sigma}_i$ are the mean and standard deviation of

input data at layer i . Similar to Algorithm 1, the random input image is back-propagated through the loss function (9), and the generated data obtained contains the distribution information of the training dataset. By feeding this data into the network, we can measure the distribution disturbance and update the BN statistics well.

3.4. Three-Step Pipeline

As analyzed in section 3.1, determining activation range and BN statistics are key steps in data-free quantization. The two corresponding methods proposed above are very fast that the quantization of the model can be completed in less than one minute. After these two steps, we have achieved SOTA results at 8-bit. However, in the case of low bit-width (especially 4-bit or lower), it is difficult to achieve the ideal result by only updating activation range and BN statistics without fine-tuning the weight. GDFQ(Xu et al., 2020) proposes to use a network-based generator to generate fake data and perform QAT training on the quantized model. In the case of low bit-width, we also follow this method to fine-tune the weight on the basis of the previous two steps. At this point, we get a three-step data-free quantization pipeline, as shown in Figure 1.

However, fine-tuning consumes a lot of time and computing resources. We try to seek a balance between time and effect. In the case of 8-bit, our two-step method (without fine-tuning) has been able to achieve ideal results, and the improvement brought by fine-tuning is subtle. In the case of low bit-width, although the improvement brought by fine-tuning is still considerable and a complete three-step method is worth performing, the two-step method achieves a huge improvement over ZeroQ(Cai et al., 2020) and is comparable with fine-tuning based method, which will be analyzed in section 4.2.

4. Experiments

4.1. Implementation Details

This research is based on the Pytorch framework. For the generation of accurate activation clipping data, we used a learning rate of 0.2 to optimize 200 iterations; for the generation of distribution-consistent data, we used a learning rate of 0.5 to optimize 500 iterations. For data generator, we follow the settings introduced by (Xu et al., 2020). To make a fair comparison, the method of quantizing models is the same as (Cai et al., 2020) and (Xu et al., 2020), where all the convolution layers and linear layers are quantized to the same bit-width.

We conduct all experiments on the large-scale benchmark dataset ImageNet (ILSVRC12)(Deng, 2009). In order to verify the versatility of our method, we tested several commonly used network structures, including ResNet(He et al.,

Table 1. Comparisons of different network architecture on ImageNet. Here, ‘No Data’ means no training data is used, ‘No FT’ stands for no retraining the weight, and ‘FP’ means full-precision pretrained model.

MODEL	NO DATA	NO FT	METHOD	BIT-WIDTH(W/A)	ACC(%)
RESNET18	×	×	FP	32/32	71.47
	✓	✓	ZEROQ(CAI ET AL., 2020)	4/4	26.04
	✓	✓	OURS	4/4	55.06
	✓	×	GDFQ(XU ET AL., 2020)	4/4	60.60
	✓	×	OURS	4/4	64.33
	×	×	FP	32/32	71.47
	✓	✓	DFQ(NAGEL ET AL., 2019)	8/8	69.70
	✓	×	GDFQ(XU ET AL., 2020)	8/8	70.80
	✓	✓	ZEROQ(CAI ET AL., 2020)	8/8	71.43
	✓	✓	OURS	8/8	71.43
BN-VGG16	×	×	FP	32/32	74.28
	✓	✓	ZEROQ(CAI ET AL., 2020)	4/4	1.15
	✓	×	GDFQ(XU ET AL., 2020)	4/4	67.10
	✓	✓	OURS	4/4	68.59
	✓	×	OURS	4/4	70.10
INCEPTION V3	×	×	FP	32/32	78.80
	✓	✓	ZEROQ(CAI ET AL., 2020)	4/4	26.84
	✓	×	GDFQ(XU ET AL., 2020)	4/4	70.39
	✓	✓	OURS	4/4	69.20
	✓	×	OURS	4/4	72.74
MOBILENET V2	×	×	FP	32/32	73.03
	✓	×	GDFQ(XU ET AL., 2020)	4/4	59.24
	✓	×	OURS	4/4	59.50
	✓	✓	DFQ(NAGEL ET AL., 2019)	8/8	72.33
	✓	×	GDFQ(XU ET AL., 2020)	8/8	72.88
	✓	✓	ZEROQ(CAI ET AL., 2020)	8/8	72.91
	✓	✓	OURS	8/8	72.93

2016), VGG(Simonyan & Zisserman, 2014), Inception v3(Szegedy et al., 2016) and MobileNetV2(Sandler et al., 2018). All networks use the pre-trained model provided by pytorchcv(You et al., 2019).

4.2. Comparison with State-of-the-arts

We evaluate AACQ by comparing it with existing state-of-the-arts data-free quantization methods over various network architecture. Since the accuracy in 8-bit quantization is very close to the full-precision model, we mainly report the results at 4-bit, as shown in Table 1.

We can observe that for W4A4(*i.e.*, quantize both weights and activations to 4-bit), AACQ outperforms all other methods by large margins on different network architectures. This illustrates the effectiveness of our accurate activation clipping and BN statistics update. Even if our method does not use fine-tuning on many models, the effect is very close to or exceeds that of GDFQ, which requires fine-tuning. As we all know, fine-tuning consumes a lot of GPU time. Our approach (without FT, two-step) only takes about one

minute to complete, strikes a better balance between time and results.

For W8A8, the effects of various methods are very close to the full-precision model. In this case, we find that if the generated data is used for fine-tuning, the effect is subtle or may even be worse than the result of not using fine-tuning. We recommend not using fine-tuning for 8-bit quantization.

4.3. Ablation Study

4.3.1. THREE-STEP PIPELINE

To further verify the effects of each part of AACQ, we used the ResNet18 model to perform ablation experiments on ImageNet dataset. Table 2 shows the performance under different settings. We can see that all three steps have played an important role in improving accuracy. When we combine them, the proposed three-steps pipeline obtained achieves the effect of SOTA, indicating that the improvements brought by the three steps can be superimposed. The three steps consider a better activation clipping range, updating BN statistics to adapt to the quantization error, and

fine-tuning the weight separately, that’s why our method can obtain better results. It is worth mentioning that when only the activation clipping range is updated, our performance greatly surpasses ZeroQ(Cai et al., 2020), indicating that our method can better restore the activation value range of the real dataset.

Table 2. Ablation study of AACQ on 4-bit quantization. Here, ‘AC’ donotes activation clipping, ‘BN Update’ means updating the statistics in BN layers of quantized model and ‘FT’ means using synthetic data to fine-tune the quantized model.

WITH AC	WITH BN UPDATE	WITH FT	ACC
✓ (ZEROQ)	×	×	26.04%
×	×	×	10.22%
✓	×	×	43.03%
✓	✓	×	55.06%
✓	✓	✓	64.33%

4.3.2. SELECTION OF LOSS FUNCTION

We further investigate the performance of generating accurate activation data using different loss functions. The ResNet18 model is quantized to 4-bit. We iterate on Algorithm 1 for 600 epochs to generate synthetic data, and use this data to update the activation clipping range. Table 3 shows the performance under different settings, where “MAE” denotes mean average error and “MSE” stands for mean square error. We feed the generated data into the model and calculate the Cross-Entropy loss to measure how well the model responds to the data.

Table 3. Selection of different loss functions

MODEL	METHOD	LOSS	ACC.(%)
RESNET18	ABS+BNS	2.86	28.46
	CROSS-ENTROPY	1.77	33.68
	MAE	1.10	41.13
	MSE	0.25	41.39
	ABS	0	43.03

It can be seen that the data generated by the proposed ABS loss can make the model predict labels exactly as we expected. This also achieved the highest classification accuracy after updating the quantized model.

An intuitive idea is to allow the synthetic data to make the model highly responsive while conforming to the distribution determined by the BN statistics. However, in experiments we found that if we add the two loss functions together, the optimization process becomes unstable and is unable to converge.

5. Conclusion and Discussion

In this paper, we propose AACQ to improve the accuracy of data-free quantization, mainly consisting of two novel techniques: accurate activation clipping and adaptive batch normalization. First, we construct a new scheme to generate synthetic data that can restore the activation range of the original dataset, thus helping better quantizing the activations. Next, we analyze the mismatch between quantized featuremap distribution and statistics stored in BN layers. We propose to update the BN statistics adaptively and let the BN layers adapt to the errors caused by quantization. Finally, we combine the above two methods with an optional fine-tune module and get a three-step quantization pipeline, which can further improve the accuracy, allowing users to strike a balance between time consumption and results. Extensive experiments prove that AACQ outperforms the existed data-free quantization methods by a large margin.

We also find that, since the existing methods mainly focus on updating the clipping range of activation values, they do not work well with models like MobileNet that do not use traditional ReLU as the activation function. How to quantize networks like MobileNet effectively is a question worth studying in the future.

References

- Banner, R., Nahshan, Y., Hoffer, E., and Soudry, D. Post-training 4-bit quantization of convolution networks for rapid-deployment, 2018. URL <https://arxiv.org/abs/1810.05723>.
- Bengio, Y., Le´onard, N., and Courville, A. Estimating or propagating gradients through stochastic neurons for conditional computation. *Computer Science*, 2013.
- Bhalgat, Y., Lee, J., Nagel, M., Blankevoort, T., and Kwak, N. Lsq+: Improving low-bit quantization through learnable offsets and better initialization. *IEEE*, 2020.
- Cai, Y., Yao, Z., Dong, Z., Gholami, A., and Keutzer, K. Zeroq: A novel zero shot quantization framework. In *2020 IEEE/CVF Conference on Computer Vision and Pattern Recognition (CVPR)*, 2020.
- Choi, J., Zhuo, W., Venkataramani, S., Chuang, I. J., and Gopalakrishnan, K. Pact: Parameterized clipping activation for quantized neural networks. 2018.
- Deng, J. Imagenet : A large-scale hierarchical image database. *Proc. CVPR, 2009*, 2009.
- Devlin, J., Chang, M. W., Lee, K., and Toutanova, K. Bert: Pre-training of deep bidirectional transformers for language understanding. 2018.

- Esser, S. K., McKinstry, J. L., Bablani, D., Appuswamy, R., and Modha, D. S. Learned step size quantization. 2019.
- Gong, R., Liu, X., Jiang, S., Li, T., and Yan, J. Differentiable soft quantization: Bridging full-precision and low-bit neural networks. In *2019 IEEE/CVF International Conference on Computer Vision (ICCV)*, 2019.
- He, K., Zhang, X., Ren, S., and Sun, J. Deep residual learning for image recognition. *2016 IEEE Conference on Computer Vision and Pattern Recognition (CVPR)*, 2016.
- Li, Y., Gong, R., Tan, X., Yang, Y., and Gu, S. Brecq: Pushing the limit of post-training quantization by block reconstruction. 2021.
- Liu, Z., Mao, H., Wu, C.-Y., Feichtenhofer, C., Darrell, T., and Xie, S. A convnet for the 2020s. *arXiv preprint arXiv:2201.03545*, 2022.
- Nagel, M., Baalen, M. V., Blankevoort, T., and Welling, M. Data-free quantization through weight equalization and bias correction. In *2019 IEEE/CVF International Conference on Computer Vision (ICCV)*, 2019.
- Nagel, M., Amjad, R. A., Baalen, M. V., Louizos, C., and Blankevoort, T. Up or down? adaptive rounding for post-training quantization. *arXiv e-prints*, 2020.
- Qin, H., Gong, R., Liu, X., Shen, M., Wei, Z., Yu, F., and Song, J. Forward and backward information retention for accurate binary neural networks. In *2020 IEEE/CVF Conference on Computer Vision and Pattern Recognition (CVPR)*, 2020.
- Sandler, M., Howard, A., Zhu, M., Zhmoginov, A., and Chen, L. C. Inverted residuals and linear bottlenecks: Mobile networks for classification, detection and segmentation. 2018.
- Simonyan, K. and Zisserman, A. Very deep convolutional networks for large-scale image recognition. *Computer Science*, 2014.
- Szegedy, C., Vanhoucke, V., Ioffe, S., Shlens, J., and Wojna, Z. Rethinking the inception architecture for computer vision. *IEEE*, pp. 2818–2826, 2016.
- Wang, C.-Y., Bochkovskiy, A., and Liao, H.-Y. M. Scaled-YOLOv4: Scaling cross stage partial network. In *Proceedings of the IEEE/CVF Conference on Computer Vision and Pattern Recognition (CVPR)*, pp. 13029–13038, June 2021.
- Xu, S., Li, H., Zhuang, B., Liu, J., Cao, J., Liang, C., and Tan, M. Generative low-bitwidth data free quantization. 2020.
- You, A., Li, X., Zhu, Z., and Tong, Y. Torchcv: A pytorch-based framework for deep learning in computer vision. <https://github.com/donnyyou/torchcv>, 2019.
- Zhou, B., Khosla, A., Lapedriza, A., Oliva, A., and Torralba, A. Learning deep features for discriminative localization. In *CVPR*, 2016.