

Global polarization and spin alignment measurements

Takafumi Niida^{1,3,*}

¹University of Tsukuba, 1-1-1 Tennoudai, Tsukuba, Ibaraki 305-8571, JAPAN

Abstract. Recent experimental results on global polarization of hyperons and spin alignment of vector mesons in heavy-ion collisions are reviewed, especially in context of the energy dependence and particle species dependence. New results on local polarization along the beam direction at the LHC are discussed with previous measurements at RHIC. Future outlook of these measurements and possible future directions for better understanding of local vorticity field are briefly discussed.

1 Introduction

In non-central heavy-ion collisions, an initial orbital angular momentum carried by two colliding nuclei is partially converted to the spin angular momentum of particles produced in the collisions [1–3]. This phenomenon is called global polarization, i.e. produced particles are globally polarized along the direction of the initial orbital angular momentum which is perpendicular to reaction plane. The observation of Λ global polarization by the STAR Collaboration [4], indicating the creation of vortical fluid, opens new direction to study a nuclear matter not only under high temperature and/or baryon density but also under the fastest vorticity field [5, 6] as well as possibly to study the initial strong magnetic field ($B \sim 10^{13}$ T) and its lifetime which has large uncertainty [7].

While results on the average global polarization are well reproduced by theoretical models [8–12] in a wide range of collision energies, differential measurements and local polarization measurements [13–15] found discrepancies with models which still remain open questions. In this proceedings, recent experimental updates on global and local polarization measurements of hyperons as well as spin alignment measurements of vector mesons are reviewed and their physics implications are discussed.

2 Hyperon global polarization

2.1 Λ global polarization

Polarization can be studied using hyperons' weak decay, by analyzing angular distribution of decay product: $dN/d\cos\theta^* \propto 1 + \alpha_H P_H \cos\theta^*$ where θ denotes a polar angle of daughter baryon relative to the direction of hyperon polarization P_H , α is decay parameter ($\alpha_\Lambda \approx 0.732$ [16]), and the asterisk indicates analysis in the hyperon rest frame. Global polarization of Λ hyperons was first observed by STAR Collaboration in the beam energy scan of Au+Au collisions at $\sqrt{s_{NN}} = 7.7\text{--}39$ GeV [4], and later confirmed at 200 GeV with better

*e-mail: niida@bnl.gov

precision [17]. As shown in Fig. 1, the results show an energy dependence, increasing toward lower energies, which could be understood by rapidity dependence of the initial shear flow field and baryon stopping at lower energies with finite detector acceptance. Longer lifetime of the system at higher energy may also dilute the polarization, leading to the similar energy dependence. Various theoretical models [8–12] such as hydrodynamic and transport models can explain well the measured polarization averaged over phase-space as shown in Fig. 1, while there exists open questions in differential measurements as mentioned, e.g. discrepancy in azimuthal angle dependence between the data and models and unknown rapidity dependence. Based on phenomenological and theoretical expectations [18, 19], the polarization at the LHC energy would be of the order of 0.1%. Results in Pb+Pb collisions at $\sqrt{s_{NN}} = 2.76$ and 5.02 TeV from ALICE [20] are consistent with zero and the current statistical uncertainty is still in the level of the expected signal, which can be explored with large statistics in LHC-Run3.

The polarization at lower energy is also of particular interest since the system would turn to hadronic matter from partonic matter when decreasing the energy. How does the initial orbital angular momentum couple with spins of partons or hadrons and any difference there? What is the relaxation time for spin-orbit coupling compared to the system lifetime? New preliminary result at 7.2 GeV from STAR fixed-target program [21] is found to follow the global trend as shown in Fig. 1. Furthermore, new preliminary results in Ag+Ag 2.55 GeV and Au+Au 2.4 GeV collisions from HADES experiment indicate comparable or even larger polarization compared to that at 7.2 GeV. A transport model (UrQMD) [22] predicts that the kinetic vorticity becomes maximum around 3 GeV and then decreases when approaching $\sqrt{s_{NN}} = 2m_N$ where m_N is the mass of nucleon. It is worth to mention that after SQM2021

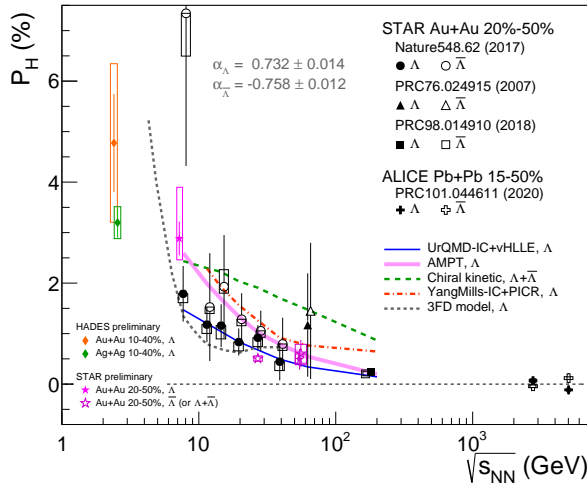


Figure 1. Energy dependence of global polarization of Λ hyperons in heavy-ion collisions, comparing with various theoretical calculations [8–12]. The experimental data are taken from Refs. [4, 17, 20, 21, 23] and rescaled with new decay parameter [16] shown in the figure.

conference the STAR Collaboration has reported new result on Λ global polarization at 3 GeV [24], which is comparable to or possibly larger than the HADES preliminary results. Note that different detector acceptance lead to difference in the measured polarization if there is rapidity and/or p_T dependence which seems to be not significant with current uncertainties.

2.2 Ξ and Ω global polarization

As mentioned in previous section, there still exists open questions and discrepancy between the data and models. Further experimental inputs, especially polarization measurements with other particles (e.g. different spin), will help to better understand the nature of the polarization in heavy-ion collisions. With the assumption of local thermal equilibrium of the system, the polarization of these hyperons P is determined by the local thermal vorticity ω as $P = (s + 1)\omega/T$ where s is the spin of the particle and T is the temperature.

The STAR Collaboration has recently extended the measurement to Ξ (spin-1/2) and Ω (spin-3/2) hyperons [25]. One should note that the decay parameter is different for each hyperons: $\alpha_{\Xi} = -0.401$ and $\alpha_{\Omega} = 0.0157$ [16]. Smaller magnitude of the decay parameter makes the measurement difficult, especially for case of Ω it is practically impossible to measure Ω polarization in this way. Instead one can utilize the following relation to measure the polarization of Ξ and Ω hyperons: $\mathbf{P}_P^* = C_{PD}\mathbf{P}_D^*$ where $\mathbf{P}_{P(D)}$ denotes the polarization of parent (P) and its daughter (D) particles in the parent rest frame and C_{PD} is the polarization transfer factor in the decay from the parent to the daughter. Results on Ξ and Ω global polarization (particles and antiparticles combined) at 200 GeV from STAR [25] are shown in Fig. 2, together with previous results for Λ and $\bar{\Lambda}$. The Ξ polarization was measured with the two independent methods: by analysis of daughter Λ distribution in Ξ rest frame and by measuring polarization of daughter Λ taking into account the polarization transfer of $C_{\Xi\Lambda} = +0.944$. Both results are consistent within uncertainties and the combined result show a slightly larger polarization than inclusive Λ , although the difference is not significant with the current uncertainties. Similarly, Ω polarization was measured via daughter polarization but there is

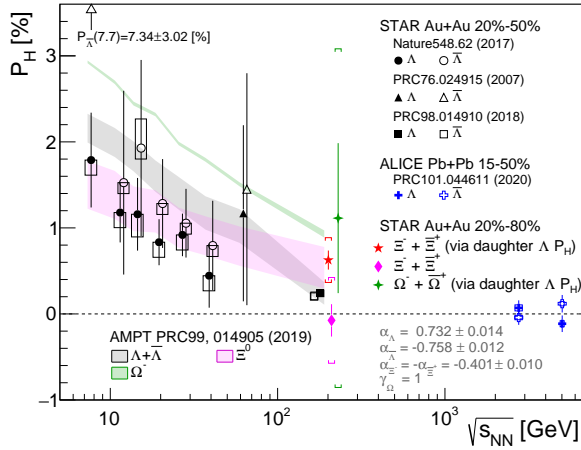


Figure 2. Ξ and Ω global polarization at 200 GeV with previous results for Λ ($\bar{\Lambda}$) as a function of collision energy. Calculations from AMPT model [26] are also shown with shaded bands. Previous results for Λ ($\bar{\Lambda}$) polarization are rescaled with new decay parameter [16] shown in the figure.

an uncertainty in $C_{\Omega\Lambda} = (1 + 4\gamma_{\Omega})/5$ due to the unmeasured decay parameter γ_{Ω} which is likely either +1 or -1. The result based on $\gamma_{\Omega} = +1$ is shown in Fig. 2. The new results on Ξ and Ω polarization, consistent with theoretical expectations as shown in the figure, reinforce the fluid vorticity and global polarization picture in heavy-ion collisions. More precise measurements are anticipated at RHIC and the LHC, especially the uncertainty of the γ_{Ω} could be clarified assuming the vorticity picture and furthermore the measurement of Ω^- and $\bar{\Omega}^+$ separately would be interesting to look for the possible difference due to the initial magnetic field since Ω has a factor of three larger magnetic moment compared to Λ and Ξ .

3 Spin alignment of vector mesons

Vector mesons (spin-1) can be also used to study the particle polarization. Unlike hyperons, they decay via strong interaction where the parity is conserved, therefore one cannot know the direction of polarization. The spin state of a vector meson can be described by 3×3 spin density matrix where there exists only one independent diagonal element ρ_{00} . The diagonal element ρ_{00} represents the probability to have spin projection onto a quantization axis to be zero. It can be studied by measuring angular distributions of decay products of vector mesons: $dN/d\cos\theta^* \propto [1 - \rho_{00} + (3\rho_{00} - 1)\cos^2\theta^*]$ where θ^* is angle of decayed daughter relative to the polarization direction in the decay rest frame. If the particles are unpolarized, $\rho_{00} = 1/3$ on average. The deviation from 1/3 indicates spin alignment of vector mesons.

Figure 3 left panels show ρ_{00} of K^{*0} and ϕ mesons from ALICE experiment [27]. The results relative to the event plane show a negative deviation from 1/3 at $p_T < 2$ GeV/c, while the results of K_s^0 mesons (spin-0) are consistent with 1/3 as expected. Also, the results relative to random event plane serving as a baseline confirm the significance of the deviation. Preliminary results from STAR experiment show similar behavior for K^{*0} ρ_{00} at $\sqrt{s_{NN}} = 54.4$ and 200 GeV [28] as shown in the top-right panel of Fig. 3, while ρ_{00} of ϕ mesons [29] show positive values at low p_T as opposed to the negative deviation at the LHC. Note that the contribution to the spin alignment from the vorticity is a second-order effect, i.e. $\rho_{00} \sim 1/[1 + (\omega/T)^2]$. Therefore the observed deviation of ρ_{00} cannot be explained by the vorticity picture based on the results on the Λ global polarization. Also there seems no significant energy dependence in K^{*0} ρ_{00} unlike the Λ global polarization. Such a large deviation should also contribute to the elliptic flow [2]. Mean field of ϕ mesons may play a role but likely not for K^{*0} ρ_{00} [30]. Further investigation is needed for better understanding the spin alignment measurements.

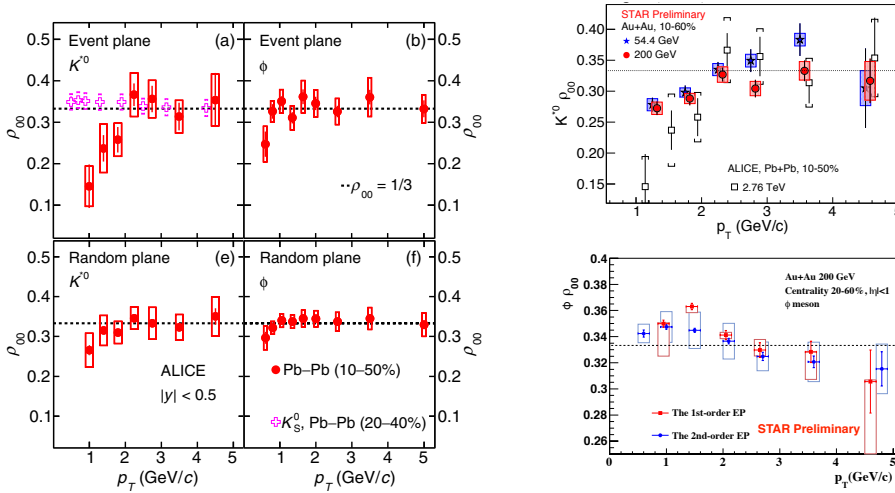


Figure 3. Average spin density matrix element ρ_{00} of K^{*0} and ϕ mesons in $\sqrt{s_{NN}} = 2.76$ TeV Pb+Pb collisions at the LHC (left) [27] and in $\sqrt{s_{NN}} = 54.4$ and 200 GeV Au+Au collisions at RHIC (right) [28, 29].

4 Local polarization

The vorticity field may be more complicated varying with phase-space due to density fluctuations, energy deposit from jets, and collective flow. Theoretical calculations predict that

the vorticity along the beam direction might be created due to the azimuthal anisotropic flow [18, 31]. The STAR experiment observed the polarization of Λ ($\bar{\Lambda}$) along the beam direction (P_z) in Au+Au collisions at $\sqrt{s_{NN}} = 200$ GeV, where the sign of P_z changes with azimuthal angle as expected from the elliptic flow in origin. However there is discrepancy in the sign between the data and models, even among various model calculations [15].

In this conference, new results in Pb+Pb collisions at $\sqrt{s_{NN}} = 5.02$ TeV [32] were reported from the ALICE Collaboration as shown in Fig. 4. The results show similar behaviors and are

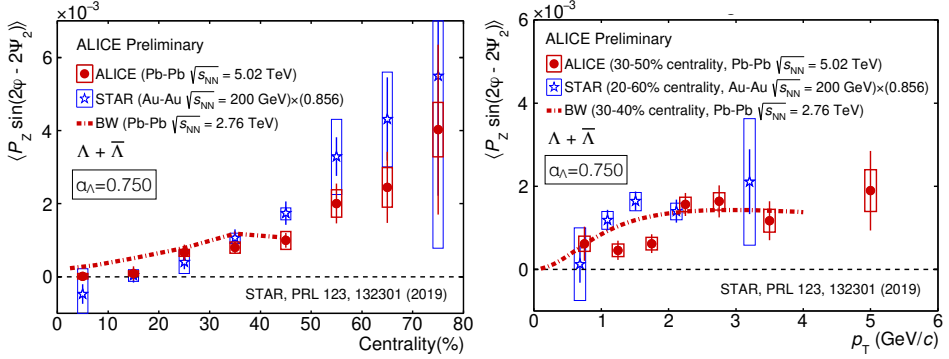


Figure 4. Fourier sine coefficient of $\Lambda + \bar{\Lambda}$ polarization along the beam direction as a function of centrality (left) and transverse momentum p_T (right) in Pb+Pb collisions at $\sqrt{s_{NN}} = 5.02$ TeV [32] compared to those in Au+Au collisions at $\sqrt{s_{NN}} = 200$ GeV [13].

comparable to the results from STAR; the sine modulation of P_z increases towards peripheral collisions (Fig. 4 left) and shows a hint of p_T dependence at $p_T < 2$ GeV/c (Fig. 4 right). The blast-wave model calculations reproduce the data well in their sign and magnitude unlike more realistic hydrodynamic models. It should be noted that recent theoretical developments that consider contribution from shear tensor to the polarization in addition to thermal vorticity may explain the experimental data [33, 34].

Similar to the elliptic flow, one can naively expect that the longitudinal polarization may arise from higher-order flow, which can be explored with high statistics data in the future data taking. Furthermore troidal structure of vorticity field is expected in central asymmetric collisions such as Cu+Au, d+Au, and p+Au collisions [18, 35]. In this case, the direction of the polarization is along the azimuthal angle ϕ of a hyperon. Future data with high statistics will allow us to study this phenomena.

5 Summary

This paper has presented recent experimental results on hyperon polarization and spin alignment of vector mesons. New results on global polarization of Λ hyperons indicate that the polarization still increases towards $\sqrt{s_{NN}} = 2.4\text{--}7$ GeV. With given large uncertainties, it is still not clear whether the polarization starts to decrease as expected from theoretical calculations. The first measurements on Ξ and Ω global polarization reinforce the vorticity picture in heavy-ion collisions. To confirm the possible mass and/or spin dependence of the polarization, more precise measurements are needed. Polarization of Λ hyperons along the beam direction as well as significant deviation of ρ_{00} from $1/3$ were observed for K^{*0} and ϕ mesons both at RHIC and the LHC but there still exists open questions. Future runs at RHIC and the LHC as well as the data of the beam energy scan program phase-II from STAR will hopefully clarify those questions together with theoretical developments.

The author thanks the organizers of Strangeness in Quark Matter 2021 for the invitation to give this plenary talk. The author thanks S. Voloshin, S. Esumi, M. Lisa, F. Becattini, Y. Karpenko, and X.-G. Huang for fruitful discussions.

References

- [1] Z.T. Liang, X.N. Wang, Phys. Rev. Lett. **94**, 102301 (2005), [Erratum: Phys.Rev.Lett. 96, 039901 (2006)]
- [2] S.A. Voloshin (2004), nucl-th/[0410089](#)
- [3] F. Becattini, F. Piccinini, J. Rizzo, Phys. Rev. C **77**, 024906 (2008)
- [4] L. Adamczyk et al. (STAR), Nature **548**, 62 (2017)
- [5] Y. Jiang, J. Liao, Phys. Rev. Lett. **117**, 192302 (2016)
- [6] Y. Fujimoto, K. Fukushima, Y. Hidaka, Phys. Lett. B **816**, 136184 (2021)
- [7] L. McLerran, V. Skokov, Nucl. Phys. A **929**, 184 (2014)
- [8] I. Karpenko, F. Becattini, Eur. Phys. J. C **77**, 213 (2017)
- [9] H. Li, L.G. Pang, Q. Wang, X.L. Xia, Phys. Rev. C **96**, 054908 (2017)
- [10] Y. Sun, C.M. Ko, Phys. Rev. C **96**, 024906 (2017)
- [11] Y. Xie, D. Wang, L.P. Csernai, Phys. Rev. C **95**, 031901 (2017)
- [12] Y.B. Ivanov, V.D. Toneev, A.A. Soldatov, Phys. Rev. C **100**, 014908 (2019)
- [13] J. Adam et al. (STAR), Phys. Rev. Lett. **123**, 132301 (2019)
- [14] T. Niida (STAR), Nucl. Phys. A **982**, 511 (2019)
- [15] F. Becattini, M.A. Lisa, Ann. Rev. Nucl. Part. Sci. **70**, 395 (2020)
- [16] P.A. Zyla et al. (Particle Data Group), PTEP **2020**, 083C01 (2020)
- [17] J. Adam et al. (STAR), Phys. Rev. C **98**, 014910 (2018)
- [18] S.A. Voloshin, EPJ Web Conf. **171**, 07002 (2018)
- [19] I. Karpenko, F. Becattini, Nucl. Phys. A **982**, 519 (2019)
- [20] S. Acharya et al. (ALICE), Phys. Rev. C **101**, 044611 (2020)
- [21] K. Okubo (STAR), these proceedings
- [22] X.G. Deng, X.G. Huang, Y.G. Ma, S. Zhang, Phys. Rev. C **101**, 064908 (2020)
- [23] F. Kornas (HADES), these proceedings
- [24] M.S. Abdallah et al. (STAR) (2021), [arXiv:2108.00044](#)
- [25] J. Adam et al. (STAR), Phys. Rev. Lett. **126**, 162301 (2021)
- [26] D.X. Wei, W.T. Deng, X.G. Huang, Phys. Rev. C **99**, 014905 (2019)
- [27] S. Acharya et al. (ALICE), Phys. Rev. Lett. **125**, 012301 (2020)
- [28] S. Singha (STAR), Nucl. Phys. A **1005**, 121733 (2021)
- [29] C. Zhou, Nucl. Phys. A **982**, 559 (2019)
- [30] X.L. Sheng, L. Oliva, Q. Wang, Phys. Rev. D **101**, 096005 (2020)
- [31] F. Becattini, I. Karpenko, Phys. Rev. Lett. **120**, 012302 (2018)
- [32] D. Sarker (ALICE), these proceedings
- [33] F. Becattini, M. Buzzegoli, A. Palermo, G. Inghirami, I. Karpenko (???), [arXiv:2103.14621](#)
- [34] B. Fu, S.Y.F. Liu, L. Pang, H. Song, Y. Yin (2021), [arXiv:2103.10403](#)
- [35] M.A. Lisa, J.G.P. Barbon, D.D. Chinellato, W.M. Serenone, C. Shen, J. Takahashi, G. Torrieri, Phys. Rev. C **104**, 011901 (2021)