

# COMPLETE FLUX SCHEME FOR VARIABLE VELOCITY FIELDS: COUPLING BETWEEN THE ADVECTION-DIFFUSION EQUATION AND THE POISSON EQUATION FOR THE VELOCITY FIELD

HANZ MARTIN CHENG AND JAN TEN THIJE BOONKKAMP

**ABSTRACT.** In this work, we consider an advection-diffusion equation, coupled to a Poisson equation for the velocity field. This type of coupling is typically encountered in models arising from plasma physics or porous media flow. The aim of this work is to build upon the complete flux scheme (an improvement over the Scharfetter-Gummel scheme by considering the contribution of the source term), so that its second-order convergence, which is uniform in Péclet numbers, carries over to these models. This is done by considering a piecewise linear approximation of the velocity field, which is then used for defining upwind-adjusted Péclet numbers.

## 1. INTRODUCTION

We consider an advection-diffusion equation, coupled to a Poisson equation for the velocity field. This type of coupled system is encountered in models used for physical applications, such as the coupling of Darcy's law with the conservation law for the concentration of an injected solvent for the miscible flow model in porous media [2, 4, 8, 10], and the coupling of the Poisson equation to the continuity equations for electron-ion densities in fluid models for plasma physics [3, 6, 7, 9, 11]. For these models, the advection-diffusion equations are time-dependent. In this work, we focus on a stationary coupled model, where we drop the dependence on the time variable. The aim of this work is to develop a fully second-order numerical scheme which is uniform in Péclet numbers for the stationary coupled system of equations. This will serve as a first step towards the development of an efficient and accurate numerical scheme for the time-dependent coupled system.

In this paper, we consider finite volume type schemes; in particular, we focus on the complete flux scheme, the main idea of which involves extending the classical Scharfetter-Gummel scheme [12] so that the contribution of the source term is also taken into account; see e.g., [5, 13]. One of the aims of this paper is to build upon the work in [5], so that we can deal with nonconstant velocity fields. This is done by considering piecewise linear approximations of the velocity field, and by introducing *upwind-adjusted Péclet numbers*. Aside from being able to take care of nonconstant velocity fields, we demonstrate that the proposed numerical scheme is able to handle discrete velocity fields which arise from solving a Poisson equation numerically.

---

*Date:* April 8, 2022.

*Key words and phrases.* advection-diffusion equation, Poisson equation, finite volume method, second-order convergence, complete flux scheme.

The paper is structured as follows: In Section 2, we start by presenting the model, consisting of an advection-diffusion equation coupled to a Poisson equation. Following this, we discuss in Section 3 the complete flux scheme in one dimension, where we start by exploring in Section 3.1 the complete flux scheme with a piecewise constant approximation of the velocity field. The main novelty of this paper is then presented in Section 3.2, where we consider a piecewise linear approximation of the velocity field, and construct upwind-adjusted Péclet numbers, which are used for the modified homogeneous and inhomogeneous fluxes. Section 3.3 then presents the application of the complete flux scheme to the coupled system of equations. In particular, sections 3.3.1–3.3.2 discuss the relation between the discrete fluxes obtained in sections 3.1–3.2 to the discrete solutions of the Poisson equation. Section 4 then discusses how the complete flux scheme can be applied in two dimensions. Numerical tests are then presented in Section 5 to demonstrate the second-order accuracy of the scheme, even for extreme tests for which the Poisson equation has a very steep source term. Finally, we provide a summary in Section 6, together with possible directions to explore for future work.

## 2. MODEL

Consider an advection-diffusion equation on an open bounded domain  $\mathcal{O} \subset \mathbb{R}^d$ ,

$$\nabla \cdot (\mu c \mathbf{V} - D \nabla c) = s, \quad x \in \mathcal{O}, \quad (1a)$$

coupled to a Poisson equation

$$\nabla \cdot (-\nabla \varphi) = s_P, \quad x \in \mathcal{O}, \quad (1b)$$

with unknowns  $c$  and  $\varphi$ . Here,  $s, s_P$  are the source terms of the advection-diffusion equation and the Poisson equation, respectively. The parameters  $D, \mu \in \mathbb{R}$  are constants which represent the diffusion and mobility coefficients, respectively. The velocity field is defined by the relation  $\mathbf{V} = -\nabla \varphi$ . This type of coupling is typically encountered in physical applications, such as the coupling between the electric field and the electron-ion densities in plasma physics, or between the Darcy velocity and solvent concentration for porous media flow. We note here that for simplicity, we consider  $D \in \mathbb{R}$ , however, the scheme discussed in this paper can also be applied when  $D$  is an anisotropic diffusion tensor (see e.g. [1]). In this paper, we use finite volume schemes for discretising the coupled system of equations. In particular, we consider the complete flux scheme and how it can be effectively applied onto coupled systems of equations. To start off, we consider the complete flux scheme in one dimension.

## 3. COMPLETE FLUX SCHEME IN ONE DIMENSION

We rewrite the system (1a)–(1b) in one dimension,

$$\frac{d}{dx} \left( \mu c V - D \frac{dc}{dx} \right) = s, \quad x \in \mathcal{O}, \quad (2a)$$

$$-\frac{d^2 \varphi}{dx^2} = s_P, \quad x \in \mathcal{O}. \quad (2b)$$

Considering  $\mathcal{O} = (0, L)$ , we now form a partition  $0 = x_1 < x_2 < \dots < x_{N+1} = L$  of  $\mathcal{O}$ . We then define control volumes  $K_j := (x_{j-1/2}, x_{j+1/2}), j = 2, \dots, N$ , where

$x_{j+1/2} = (x_j + x_{j+1})/2$  is the midpoint of the interval  $(x_j, x_{j+1})$ . Key to the definition of finite volume schemes is the computation of the flux

$$f = \mu cV - D \frac{dc}{dx} \quad (3)$$

at the interfaces  $x_{j-1/2}$  and  $x_{j+1/2}$  of  $K_j$ . For this work, we use the complete flux scheme. We start by describing the complete flux scheme for (2a) with a given velocity field  $V$ , and relate it to a velocity reconstructed from the discrete solution of (2b) afterwards. Integrating (2a) over each control volume  $K_j$ , the finite volume scheme then requires us to find  $c$  such that for  $j = 2, \dots, N$ ,

$$f_{j+1/2} - f_{j-1/2} = \int_{x_{j-1/2}}^{x_{j+1/2}} s dx, \quad (4)$$

where  $f_{j+1/2}$  and  $f_{j-1/2}$  are the values of the flux  $f$  at  $x_{j+1/2}$  and  $x_{j-1/2}$ , respectively. For the complete flux scheme, the fluxes are computed by solving, for each sub-interval  $(x_j, x_{j+1})$ , the boundary value problem

$$\begin{aligned} \frac{df}{dx} &= \frac{d}{dx} \left( \mu cV - D \frac{dc}{dx} \right) = s \quad \text{on } (x_j, x_{j+1}), \\ c(x_j) &= c_j, \quad c(x_{j+1}) = c_{j+1}. \end{aligned}$$

Denoting  $\Delta x = x_{j+1} - x_j$ , we introduce the scaled coordinate

$$\eta = \frac{x - x_j}{\Delta x}.$$

Here,  $\eta \in [0, 1]$ , and we may rewrite the boundary value problem as

$$f' = \left( \mu cV - \frac{Dc'}{\Delta x} \right)' = s \Delta x \quad \text{on } (0, 1), \quad (5a)$$

$$c(0) = c_j, \quad c(1) = c_{j+1}, \quad (5b)$$

where  $'$  denotes differentiation with respect to  $\eta$ . We note here that even though we choose a uniform mesh with  $\Delta x = x_{j+1} - x_j$  for  $j = 1, \dots, N$ , the method presented below can easily be adapted to non-uniform meshes with  $\Delta x_j := x_{j+1} - x_j$ ,  $j = 1, \dots, N$ . Defining the local Péclet function

$$\Lambda(\eta) = \Delta x \int_{1/2}^{\eta} \frac{\mu}{D} V d\zeta,$$

we can also rewrite the flux (3) for the advection-diffusion equation in the scaled coordinate

$$\begin{aligned} f(\eta) &= \mu cV - \frac{D}{\Delta x} c' \\ &= -\frac{D}{\Delta x} \left( c' - \frac{\mu}{D} cV \Delta x \right) \\ &= -\frac{D}{\Delta x} (c e^{-\Lambda(\eta)})' e^{\Lambda(\eta)}. \end{aligned}$$

Taking then the integral of  $f' = s\Delta x$  from  $1/2$  to  $\eta \in (0, 1)$ , using (5a) and denoting  $f_{j+1/2} = f(1/2)$  gives us

$$\begin{aligned} f(\eta) - f_{j+1/2} &= \hat{s}(\eta), \\ \hat{s}(\eta) &= \Delta x \int_{1/2}^{\eta} s \, d\zeta, \end{aligned}$$

or equivalently,

$$(ce^{-\Lambda(\eta)})' = -\frac{e^{-\Lambda(\eta)}}{D} \Delta x (f_{j+1/2} + \hat{s}(\eta)).$$

For finite volume methods, it is common to approximate the source term with piecewise constants, i.e., for  $j = 2, \dots, N$ ,

$$s = s_j, \quad x \in K_j,$$

which gives us

$$\hat{s}(\eta) = \begin{cases} s_j \Delta x (\eta - \frac{1}{2}) & \eta \in (0, 1/2), \\ s_{j+1} \Delta x (\eta - \frac{1}{2}) & \eta \in (1/2, 1). \end{cases}$$

Taking the integral from 0 to 1, applying the boundary conditions (5b), and solving for  $f_{j+1/2}$  then leads to

$$f_{j+1/2} = f_{j+1/2}^h + f_{j+1/2}^i, \quad (6a)$$

where

$$f_{j+1/2}^h = -\frac{D}{\Delta x} \frac{c_{j+1}e^{-\Lambda(1)} - c_j e^{-\Lambda(0)}}{\int_0^1 e^{-\Lambda(\eta)} d\eta}, \quad (6b)$$

$$f_{j+1/2}^i = -\Delta x \frac{s_j \int_0^{1/2} (\eta - 1/2) e^{-\Lambda(\eta)} d\eta + s_{j+1} \int_{1/2}^1 (\eta - 1/2) e^{-\Lambda(\eta)} d\eta}{\int_0^1 e^{-\Lambda(\eta)} d\eta} \quad (6c)$$

are the homogeneous and inhomogeneous components of the flux, respectively.

We now note that there are several integrals that need to be computed. Firstly, we need to determine the values  $\Lambda(0)$  and  $\Lambda(1)$ . Secondly, the integral  $\int_0^1 e^{-\Lambda(\eta)} d\eta$ , and finally the integrals  $\int_0^{1/2} (\eta - 1/2) e^{-\Lambda(\eta)} d\eta$  and  $\int_{1/2}^1 (\eta - 1/2) e^{-\Lambda(\eta)} d\eta$ . Since  $V$  is nonconstant, these values cannot be computed exactly, and approximations have to be made. We discuss different choices for the approximations of these quantities.

**3.1. Piecewise constant approximation of the velocity.** In this section, we consider a piecewise constant approximation of  $V$ . That is, on each interval  $(x_j, x_{j+1})$ , we approximate  $V$  by its value  $V_{j+1/2}$  at the midpoint  $x_{j+1/2}$ . In this case, the homogeneous and inhomogeneous fluxes (6b)–(6c) can be evaluated exactly, and we find that

$$f_{j+1/2}^h = -\frac{D}{\Delta x} (B(\text{Pe}_{j+1/2})c_{j+1} - B(-\text{Pe}_{j+1/2})c_j), \quad (7a)$$

$$f_{j+1/2}^i = -\Delta x (W(\text{Pe}_{j+1/2})s_{j+1} - W(-\text{Pe}_{j+1/2})s_j), \quad (7b)$$

where

$$\text{Pe}_{j+1/2} = \frac{\mu}{D} V_{j+1/2} \Delta x \quad (8)$$

is the Péclet number at the interface  $x_{j+1/2}$ ,

$$B(z) = \frac{z}{e^z - 1} \quad (9)$$

is the Bernoulli function, and

$$W(z) = \frac{e^{z/2} - 1 - \frac{1}{2}z}{z(e^z - 1)}. \quad (10)$$

Using the approximations (7a)–(7b) for the fluxes in the finite volume scheme, we obtain a uniformly second-order accurate method for constant velocity fields  $V$ , see e.g. [5, 13]. However, the discrete fluxes (7a)–(7b) are no longer accurate enough when  $V$  is nonconstant. One way to maintain second-order accuracy would be to use quadrature rules for evaluating the integrals in (6b)–(6c), as suggested in [13]. In this paper, we consider a piecewise linear approximation of the velocity.

**3.2. Piecewise linear approximation of the velocity.** On each interval  $(x_j, x_{j+1})$ , we write a Taylor expansion of the velocity  $V$  centred at  $x_{j+1/2}$ . Denoting by  $V_{x,j+1/2} = \frac{dV}{dx}(x_{j+1/2})$ , we write

$$\begin{aligned} V(x) &= V_{j+1/2} + V_{x,j+1/2}(x - x_{j+1/2}) + \mathcal{O}(\Delta x^2) \\ &= V_{j+1/2} + \alpha_j V_{x,j+1/2}(x - x_{j+1/2}) + (1 - \alpha_j)V_{x,j+1/2}(x - x_{j+1/2}) + \mathcal{O}(\Delta x^2). \end{aligned}$$

Here, we introduce the parameter  $\alpha_j \in [0, 1]$  and split the linear term involving  $V_{x,j+1/2}$  into two components with factor  $\alpha_j$  and  $(1 - \alpha_j)$ , respectively. In terms of the scaled coordinate  $\eta$ , when we drop the term with factor  $(1 - \alpha_j)$ , we obtain the approximation

$$V(\eta) = V_{j+1/2} + \alpha_j V_{x,j+1/2} \Delta x (\eta - 1/2), \quad \eta \in (0, 1). \quad (11)$$

We note here that the presence of the parameter  $\alpha_j \in [0, 1]$  allows us to transition between first and second-order approximations for  $V$ . The main purpose of  $\alpha_j$  is to serve as a slope limiter, so that the term involving  $V_{x,j+1/2}$  does not change the sign of  $V(\eta)$  for  $\eta \in (0, 1)$ . This will be discussed in more detail shortly in this section. Defining

$$Q_{j+1/2} = \frac{\mu}{D} V_{x,j+1/2} \frac{\Delta x^2}{2}, \quad (12)$$

we can then write

$$\Lambda(\eta) = \text{Pe}_{j+1/2}(\eta - 1/2) + \alpha_j Q_{j+1/2}(\eta - 1/2)^2.$$

Here,  $\Lambda(\eta)$  is written as a polynomial centred at  $\eta = 1/2$ . In order to consider Péclet numbers in the upwind direction, we evaluate  $V(\eta)$  in the upwind boundary of the interval  $(0, 1)$ , which is either located at  $\eta = 0$  or  $\eta = 1$ , depending on the sign of  $V_{j+1/2}$ . We then use, instead of (8), the modified Péclet numbers

$$\text{Pe}_{j+1/2}^+ := \frac{\mu}{D} V(0) \Delta x = \text{Pe}_{j+1/2} - \alpha_j Q_{j+1/2}, \quad (13a)$$

$$\text{Pe}_{j+1/2}^- := \frac{\mu}{D} V(1) \Delta x = \text{Pe}_{j+1/2} + \alpha_j Q_{j+1/2}, \quad (13b)$$

One interesting observation is that the modified Péclet numbers now contain the derivative  $V_{x,j+1/2}$ . Moreover, we note that  $\text{Pe}_{j+1/2}^+$  uses the approximate velocity (11) evaluated at  $\eta = 0$ , which is fully second-order when  $\alpha_j = 1$ . Similarly,  $\text{Pe}_{j+1/2}^-$  uses the approximate velocity (11) evaluated at  $\eta = 1$ . Taking into account that the upwind direction is physically more appropriate than the downwind direction, a natural choice involves taking the modified Péclet number  $\text{Pe}_{j+1/2}^+$  in (13a) for  $V_{j+1/2} > 0$  and  $\text{Pe}_{j+1/2}^-$  in (13b) otherwise. Owing to this choice, we will refer to

$\text{Pe}_{j+1/2}^+$  and  $\text{Pe}_{j+1/2}^-$  as *upwind-adjusted Péclet numbers*. We note, however, that we do not want to perform an over-correction. That is, if  $V_{j+1/2} > 0$ , we require  $\text{Pe}_{j+1/2}^+ > 0$ , and similarly, if  $V_{j+1/2} < 0$ , we must have  $\text{Pe}_{j+1/2}^- < 0$ . If we use a fully second-order approximation of the velocity, corresponding to taking  $\alpha_j = 1$ , then we require the following restriction on the mesh size

$$\Delta x < 2 \left| \frac{V_{j+1/2}}{V_{x,j+1/2}} \right|. \quad (14)$$

In some instances, especially when the velocity is very steep throughout the domain, (14) is too restrictive in terms of practicability as it would require a very fine mesh, and hence we may impose instead the following restriction on the parameter  $\alpha_j$

$$\alpha_j < \left| \frac{\text{Pe}_{j+1/2}}{Q_{j+1/2}} \right|.$$

For the numerical tests in Section 5, we simply choose

$$\alpha_j = \min \left( 1, \left| \frac{\text{Pe}_{j+1/2}}{Q_{j+1/2}} \right| \right). \quad (15)$$

In order to use the upwind-adjusted Péclet numbers, it is useful to write  $\Lambda(\eta)$  as a polynomial centred at  $\eta = 0$  or  $\eta = 1$ , given by

$$\begin{aligned} \Lambda(\eta) &= -\frac{1}{2}\text{Pe}_{j+1/2}^+ - \frac{1}{4}\alpha_j Q_{j+1/2} + \text{Pe}_{j+1/2}^+ \eta + \alpha_j Q_{j+1/2} \eta^2 \\ &= \frac{1}{2}\text{Pe}_{j+1/2}^- - \frac{1}{4}\alpha_j Q_{j+1/2} + \text{Pe}_{j+1/2}^- (\eta - 1) + \alpha_j Q_{j+1/2} (\eta - 1)^2. \end{aligned}$$

We now compute the homogeneous flux  $f_{j+1/2}^h$  in (6b). We start by rewriting the homogeneous flux in the following form

$$f_{j+1/2}^h = -\frac{D}{\Delta x} \frac{c_{j+1} e^{-\text{Pe}_{j+1/2}} - c_j}{\int_0^1 e^{\Lambda(0)-\Lambda(\eta)} d\eta}. \quad (16)$$

The main challenge then comes with evaluating the integral  $\int_0^1 e^{\Lambda(0)-\Lambda(\eta)} d\eta$ . One property we want to maintain is that if  $V_{x,j+1/2} = 0$ , corresponding to  $Q_{j+1/2} = 0$ , then the homogeneous flux should boil down to (7a). To this end, we perform an integration by parts and write three equivalent alternatives for the integral, given by

$$\begin{aligned} \int_0^1 e^{\Lambda(0)-\Lambda(\eta)} d\eta &= \frac{1}{\text{Pe}_{j+1/2}} (1 - e^{-\text{Pe}_{j+1/2}}) \\ &\quad - \frac{2\alpha_j Q_{j+1/2}}{\text{Pe}_{j+1/2}} e^{\Lambda(0)} \int_0^1 (\eta - 1/2) e^{-\text{Pe}_{j+1/2}(\eta-1/2)} e^{-\alpha_j Q_{j+1/2}(\eta-1/2)^2} d\eta \\ &= \frac{1}{\text{Pe}_{j+1/2}^+} (1 - e^{-\text{Pe}_{j+1/2}}) \\ &\quad - \frac{2\alpha_j Q_{j+1/2}}{\text{Pe}_{j+1/2}^+} \int_0^1 \eta e^{-\text{Pe}_{j+1/2}^+ \eta} e^{-\alpha_j Q_{j+1/2} \eta^2} d\eta \\ &= \frac{1}{\text{Pe}_{j+1/2}^-} (1 - e^{-\text{Pe}_{j+1/2}}) \end{aligned}$$

$$-\frac{2\alpha_j Q_{j+1/2}}{\text{Pe}_{j+1/2}^-} e^{-\text{Pe}_{j+1/2}} \int_0^1 (\eta-1) e^{-\text{Pe}_{j+1/2}^-(\eta-1)} e^{-\alpha_j Q_{j+1/2}(\eta-1)^2} d\eta.$$

Here, we notice three expressions for  $\int_0^1 e^{\Lambda(0)-\Lambda(\eta)} d\eta$ , each of which is obtained by integration by parts whilst considering  $\Lambda(\eta)$  as a polynomial centred at  $\eta = 1/2, 0, 1$ , respectively. One important property to note is that regardless of the quadrature rule used for evaluating the integrals for all three cases, we recover the homogeneous flux (7a) whenever  $V_{x,j+1/2} = 0$ . Using now the trapezoidal rule for approximating the integrals, we obtain three discrete approximations for  $\int_0^1 e^{\Lambda(0)-\Lambda(\eta)} d\eta$ , given by

$$\begin{aligned} \int_0^1 e^{\Lambda(0)-\Lambda(\eta)} d\eta &= \frac{1 - e^{-\text{Pe}_{j+1/2}}}{\text{Pe}_{j+1/2}} \left( 1 + \frac{\alpha_j}{2} Q_{j+1/2} \right), \\ \int_0^1 e^{\Lambda(0)-\Lambda(\eta)} d\eta &= \frac{1 - e^{-\text{Pe}_{j+1/2}}}{\text{Pe}_{j+1/2}^+} - \frac{\alpha_j Q_{j+1/2} e^{-\text{Pe}_{j+1/2}}}{\text{Pe}_{j+1/2}^+}, \\ \int_0^1 e^{\Lambda(0)-\Lambda(\eta)} d\eta &= \frac{1 - e^{-\text{Pe}_{j+1/2}}}{\text{Pe}_{j+1/2}^-} + \frac{\alpha_j Q_{j+1/2}}{\text{Pe}_{j+1/2}^-}, \end{aligned}$$

which result in the following discretisations of the homogeneous flux

$$f_{j+1/2}^h = -\frac{D}{\Delta x} \frac{1}{1 + \frac{\alpha_j}{2} Q_{j+1/2}} (B(\text{Pe}_{j+1/2})c_{j+1} - B(-\text{Pe}_{j+1/2})c_j), \quad (19a)$$

$$f_{j+1/2}^{h,+} = -\frac{D}{\Delta x} \left( \frac{e^{-\text{Pe}_{j+1/2}} \text{Pe}_{j+1/2}^+}{1 - (1 + \alpha_j Q_{j+1/2}) e^{-\text{Pe}_{j+1/2}}} c_{j+1} - \frac{\text{Pe}_{j+1/2}^+}{1 - (1 + \alpha_j Q_{j+1/2}) e^{-\text{Pe}_{j+1/2}}} c_j \right), \quad (19b)$$

$$f_{j+1/2}^{h,-} = -\frac{D}{\Delta x} \left( \frac{\text{Pe}_{j+1/2}^-}{(1 + \alpha_j Q_{j+1/2}) e^{\text{Pe}_{j+1/2}} - 1} c_{j+1} - \frac{e^{\text{Pe}_{j+1/2}} \text{Pe}_{j+1/2}^-}{(1 + \alpha_j Q_{j+1/2}) e^{\text{Pe}_{j+1/2}} - 1} c_j \right). \quad (19c)$$

As a remark, we see here that as opposed to (7a), the discrete homogeneous fluxes (19a)–(19c) take into account the effect of  $V_{x,j+1/2}$ . At this stage, we note that the expression (19a) scales the homogeneous flux (7a) by a factor  $(1 + \frac{\alpha_j}{2} Q_{j+1/2})^{-1}$ . However, since we do not have any control over  $Q_{j+1/2}$ , this scaling factor in (19a) might lead to an unstable numerical scheme. In particular, one problematic case is encountered if  $|1 + \frac{\alpha_j}{2} Q_{j+1/2}| \ll 1$ , which causes the denominator of (19a) to vanish, leading to the coefficients of  $c_j$  and  $c_{j+1}$  blowing up. Another problem occurs if the velocity  $V$  is very steep, corresponding to  $|Q_{j+1/2}| \gg 1$ . In this case, either both coefficients of  $c_j$  and  $c_{j+1}$  vanish, or the sign of the homogeneous flux (19a) is opposite the sign of (7a). These lead to an unstable numerical scheme unless  $\alpha_j = 0$ . For this reason, we will no longer consider the discrete fluxes obtained by writing  $\Lambda$  as a polynomial centred at  $\eta = 1/2$ .

We now consider the inhomogeneous flux (6c). As with the computation of the homogeneous flux, we require that  $f_{j+1/2}^i$  boils down to (7b) whenever  $V_{x,j+1/2} = 0$ . To this end, we start once more with an integration by parts, followed by the trapezoidal rule. Upon expressing  $\Lambda$  as a polynomial centred at  $\eta = 0, 1$ , respectively, and denoting

$$P_{j+1/2} = \frac{1}{2}\text{Pe}_{j+1/2} - \frac{1}{4}\alpha_j Q_{j+1/2},$$

we obtain the discrete inhomogeneous fluxes

$$\begin{aligned} f_{j+1/2}^{i,+} = & -\Delta x \left( \frac{1 - \frac{1}{2}\text{Pe}_{j+1/2}^+ - (1 + \alpha_j \frac{Q_{j+1/2}}{2})e^{-P_{j+1/2}}}{\text{Pe}_{j+1/2}^+ ((1 + \alpha_j Q_{j+1/2})e^{-\text{Pe}_{j+1/2}} - 1)} s_j \right. \\ & \left. - \frac{(1 + \frac{\text{Pe}_{j+1/2}^+}{2})(1 + \alpha_j Q_{j+1/2})e^{-\text{Pe}_{j+1/2}} - (1 - \alpha_j \frac{Q_{j+1/2}}{2})e^{-P_{j+1/2}}}{\text{Pe}_{j+1/2}^+ ((1 + \alpha_j Q_{j+1/2})e^{-\text{Pe}_{j+1/2}} - 1)} s_{j+1} \right), \end{aligned} \quad (20a)$$

$$\begin{aligned} f_{j+1/2}^{i,-} = & -\Delta x \left( \frac{(1 - \frac{1}{2}\text{Pe}_{j+1/2}^-)(1 + \alpha_j Q_{j+1/2})e^{\text{Pe}_{j+1/2}} - (1 - \alpha_j \frac{Q_{j+1/2}}{2})e^{P_{j+1/2}}}{\text{Pe}_{j+1/2}^- ((1 + \alpha_j Q_{j+1/2})e^{\text{Pe}_{j+1/2}} - 1)} s_j \right. \\ & \left. + \frac{(1 + \alpha_j \frac{Q_{j+1/2}}{2})e^{P_{j+1/2}} - (1 + \frac{\text{Pe}_{j+1/2}^-}{2})}{\text{Pe}_{j+1/2}^- ((1 + \alpha_j Q_{j+1/2})e^{\text{Pe}_{j+1/2}} - 1)} s_{j+1} \right). \end{aligned} \quad (20b)$$

We also notice that the inhomogeneous fluxes (20a)–(20b) are natural improvements of (7b) in the sense that they take into account the effect of  $V_{x,j+1/2}$ . Moreover, if  $V_{x,j+1/2} = 0$ , these discrete inhomogeneous fluxes boil down to (7b).

We now look at the asymptotic behaviour of the discrete homogeneous and inhomogeneous fluxes as  $\Delta x \rightarrow 0$ . In particular, we focus on the correction term  $Q_{j+1/2}$ . Since  $Q_{j+1/2}$  is of order  $\Delta x^2$ , we have that

$$e^{\alpha_j Q_{j+1/2}} = 1 + \alpha_j Q_{j+1/2} + \mathcal{O}(\Delta x^4).$$

Hence, we may view the expressions of the form  $1 + \alpha_j Q_{j+1/2}$  as an approximation of  $e^{\alpha_j Q_{j+1/2}}$ . Using this approximation for the homogeneous and inhomogeneous fluxes (19b) and (20a) then leads to

$$f_{j+1/2}^{h,+} = -\frac{D}{\Delta x} (e^{-\text{Pe}_{j+1/2}} B(-\text{Pe}_{j+1/2}^+) c_{j+1} - B(-\text{Pe}_{j+1/2}^+) c_j), \quad (21a)$$

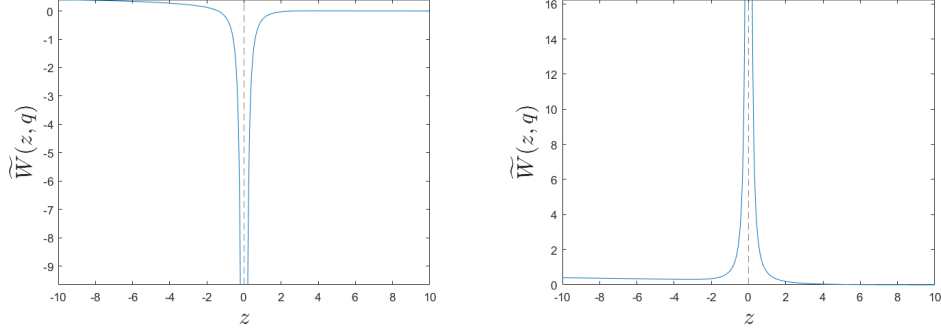
$$f_{j+1/2}^{i,+} = -\Delta x \left( \widetilde{W}(\text{Pe}_{j+1/2}^+, -\frac{3}{4}\alpha_j Q_{j+1/2}) s_{j+1} - \widetilde{W}(-\text{Pe}_{j+1/2}^+, \frac{1}{4}\alpha_j Q_{j+1/2}) s_j \right). \quad (21b)$$

Here,

$$\widetilde{W}(z, q) = \frac{e^{\frac{z}{2}+q} - (\frac{z}{2} + 1)}{z(e^z - 1)}$$

is a modification of  $W$  in (10), which now takes into account the effect of  $Q_{j+1/2}$ , and consequently  $V_{x,j+1/2}$ . Figure 1, obtained by fixing  $q = -1/2$  and  $q = 1/2$ , shows the typical behaviour of the function  $\widetilde{W}$  for negative and positive values of  $q$ . One important observation is that if  $q \neq 0$ , the function  $\widetilde{W}$  is ill-defined when  $z$  is close to zero. In terms of the differential equation, this corresponds to the case when the Péclet number is close to zero. We note, however, that when we are not in the advection-dominated regime, i.e., when the Péclet number is such that  $|\text{Pe}_{j+1/2}| < 10$ , then we can take  $\alpha_j = 0$  instead of (15). This gives  $\widetilde{W}(z, 0) = W(z)$ , which is defined near  $z = 0$ , with  $\lim_{z \rightarrow 0} W(z) = 1/8$ .



FIGURE 1. Plots of  $\widetilde{W}(z, q)$  (left:  $q < 0$ ; right:  $q > 0$ ).

By using a similar approximation, the fluxes (19c) and (20b) correspond to the expressions

$$f_{j+1/2}^{h,-} = -\frac{D}{\Delta x} (B(\text{Pe}_{j+1/2}^-)c_{j+1} - e^{\text{Pe}_{j+1/2}} B(\text{Pe}_{j+1/2}^-)c_j), \quad (22a)$$

$$f_{j+1/2}^{i,-} = -\Delta x \left( \widetilde{W}(\text{Pe}_{j+1/2}^-, -\frac{1}{4}\alpha_j Q_{j+1/2})s_{j+1} - \widetilde{W}(-\text{Pe}_{j+1/2}^-, -\frac{5}{4}\alpha_j Q_{j+1/2})s_j \right). \quad (22b)$$

We now perform a detailed comparison of the homogeneous fluxes (21a) and (7a) for the case  $V_{j+1/2} > 0$ . We start by taking note that the ratio between the coefficients of  $c_j$  and  $c_{j+1}$  for both (21a) and (7a) are the same. That is,

$$\frac{B(-\text{Pe}_{j+1/2})}{B(\text{Pe}_{j+1/2})} = \frac{B(-\text{Pe}_{j+1/2}^+)}{e^{-\text{Pe}_{j+1/2}} B(-\text{Pe}_{j+1/2}^+)} = e^{\text{Pe}_{j+1/2}}.$$

This means that both homogeneous fluxes (21a) and (7a) give more importance to the upwind value  $c_j$  as compared to the downwind value  $c_{j+1}$  by a factor of  $e^{\text{Pe}_{j+1/2}}$ . Now, considering the case  $Q_{j+1/2} > 0$ , we have  $\text{Pe}_{j+1/2}^+ < \text{Pe}_{j+1/2}$ . Upon comparing the coefficients of  $c_j$  and noting that the Bernoulli function (9) is decreasing, we see that  $B(-\text{Pe}_{j+1/2}) > B(-\text{Pe}_{j+1/2}^+)$ . This shows us that the coefficient of  $c_j$ , and consequently, that of  $c_{j+1}$  in (21a) are smaller than their counterparts in (7a). The decrease in the coefficient of  $c_j$  can be explained by the fact that  $Q_{j+1/2} > 0$  implies that  $V_{j+1/2}$  is an overestimation of the actual velocity  $V(0)$ , and hence decreasing the coefficient of  $c_j$  takes into account the correct weight in the upwind direction. On the other hand, for the case  $Q_{j+1/2} < 0$ , it can be shown that the coefficients of  $c_j$  and  $c_{j+1}$  in (21a) are larger than their corresponding counterparts in (7a). Since  $Q_{j+1/2} < 0$ , the increase in the coefficient of  $c_{j+1}$  takes care of the fact that  $V_{j+1/2}$  underestimates the actual velocity  $V(0)$ . A similar argument can be used to illustrate that the fluxes (22a) are an improvement over (7a) for the case  $V_{j+1/2} < 0$ . The advantage of these modified homogeneous and inhomogeneous fluxes will be illustrated in the tests in Section 5.

**Remark 3.1** (Choice of modified Péclet number and fluxes). *The main difference between the expressions (21a)–(21b) with (22a)–(22b) for the homogeneous and inhomogeneous fluxes comes from whether we express  $\Lambda$  as a polynomial centred at*

$\eta = 0$  or  $\eta = 1$ . Upon choosing to express  $\Lambda$  as a polynomial centred at  $\eta = 0$ , we obtain homogeneous and inhomogeneous fluxes which depend on the Péclet number  $\text{Pe}_{j+1/2}^+$ . On the other hand, by writing  $\Lambda$  as a polynomial centred at  $\eta = 1$ , the homogeneous and inhomogeneous fluxes depend on  $\text{Pe}_{j+1/2}^-$ . Physically, taking the velocity from the upwind direction (as opposed to the downwind direction) is the correct approach, and thus the fluxes (21a)–(21b) are the more appropriate choices when  $V_{j+1/2} > 0$ , (22a)–(22b) otherwise.

**3.3. Application: coupling between the advection-diffusion equation and the Poisson equation for the velocity field.** In this section, we relate the discussions in Sections 3.1–3.2 to the velocity field  $V = -\frac{d\varphi}{dx}$  reconstructed from the solution of the Poisson equation (2b). Firstly, we note that the velocity field  $V$  is an unknown quantity which needs to be computed from the Poisson equation (2b), and hence applying quadrature rules to compute the integrals in (6b)–(6c) is no longer straightforward. In this section, we detail how the homogeneous and inhomogeneous fluxes in (6b)–(6c) are computed from discrete velocity fields. Since the complete flux scheme is a uniformly second-order method, a natural choice for solving the Poisson equation would be a second-order numerical scheme, e.g., the central difference method. This gives us the values  $\varphi_j$  of  $\varphi$  at the nodes  $x_j, j = 2, \dots, N$ . We now relate the discrete velocity fields reconstructed from  $\varphi_j$  to the discrete fluxes (7a)–(7b) in Section 3.1, and the modified fluxes (21a)–(22b) in Section 3.2.

**3.3.1. Piecewise constant velocity fields.** We start by relating the discrete velocity field to the fluxes (7a)–(7b). One way to compute the velocity field  $V$  at the interface  $x_{j+1/2}$ , is to use a second-order central difference and write

$$V_{j+1/2} = -\frac{\varphi_{j+1} - \varphi_j}{\Delta x}, \quad (23)$$

which upon substitution to (6a) gives us

$$f_{j+1/2} = -\frac{D}{\Delta x} \frac{c_{j+1} e^{\frac{\mu}{D} \varphi_h(1)} - c_j e^{\frac{\mu}{D} \varphi_h(0)}}{\int_0^1 e^{\frac{\mu}{D} \varphi_h(\eta)} d\eta} - \frac{\int_0^1 e^{\frac{\mu}{D} \varphi_h(\eta)} \hat{s}(\eta) d\eta}{\int_0^1 e^{\frac{\mu}{D} \varphi_h(\eta)} d\eta}, \quad (24)$$

where

$$\varphi_h(\eta) = (\varphi_{j+1} - \varphi_j)\eta + \varphi_j \quad (25)$$

is the solution to the homogeneous equation associated to the boundary value problem (in scaled coordinates)

$$\begin{aligned} -\varphi'' &= s_P \Delta x^2 \quad \text{on } (0, 1), \\ \varphi(0) &= \varphi_j, \quad \varphi(1) = \varphi_{j+1}. \end{aligned} \quad (26)$$

Evaluating the expressions in (24) gives us the fluxes (7a)–(7b) with corresponding Péclet number

$$\text{Pe}_{j+1/2} = -\frac{\mu}{D}(\varphi_{j+1} - \varphi_j).$$

One interesting observation that can be made for the fluxes that arise from piecewise constant velocity fields is the fact that they only depend on the homogeneous solution  $\varphi_h$  of (26), which loses information about the particular solution  $\varphi_p$ , and consequently about the source term  $s_P$  of the Poisson equation.

3.3.2. *Piecewise linear velocity fields.* We now consider the case for piecewise linear velocity fields. As with the previous section, the constant component  $V_{j+1/2}$  is computed via (23). Now, using  $V = -\frac{d\varphi}{dx}$  and the Poisson equation (2b), we have that  $\frac{dV}{dx} = s_P$ . Classical finite volume type schemes approximate the source by piecewise constants on each cell  $K_j$ , with

$$s_P = s_{P,j} \quad x \in K_j. \quad (27)$$

Integrating the Poisson equation (2b) over a control volume  $K_j$ , and taking note that the flux is  $V = -\frac{d\varphi}{dx}$ , we then see that over each  $K_j$ , we have

$$V_{j+1/2} - V_{j-1/2} = s_{P,j}\Delta x. \quad (28)$$

In order to obtain an approximation for the derivative  $V_{x,j+1/2}$ , we consider two neighboring cells  $K_j$  and  $K_{j+1}$  which share the interface  $x_{j+1/2}$ . Adding the corresponding finite volume formulations (28) then gives us

$$V_{j+3/2} - V_{j-1/2} = (s_{P,j} + s_{P,j+1})\Delta x,$$

or equivalently

$$\frac{V_{j+3/2} - V_{j-1/2}}{2\Delta x} = \frac{1}{2}(s_{P,j} + s_{P,j+1}) := s_{P,j+1/2}. \quad (29)$$

We see on the left hand side of (29) a second-order central difference approximation of  $V_{x,j+1/2}$ , which, due to (28), is equivalent to  $s_{P,j+1/2}$ . Hence, the value of  $V_{x,j+1/2}$  can simply be computed from the source term of the Poisson equation. We then use the expressions (23) and (29) for  $V_{j+1/2}$  and  $V_{x,j+1/2}$  in the piecewise linear approximation (11) for  $V$ , which upon substitution to (6a) gives us

$$f_{j+1/2} = -\frac{D}{\Delta x} \frac{c_{j+1}e^{\frac{\mu}{D}\varphi_C(1)} - c_j e^{\frac{\mu}{D}\varphi_C(0)}}{\int_0^1 e^{\frac{\mu}{D}\varphi_C(\eta)} d\eta} - \frac{\int_0^1 e^{\frac{\mu}{D}\varphi_C(\eta)} \hat{s}(\eta) d\eta}{\int_0^1 e^{\frac{\mu}{D}\varphi_C(\eta)} d\eta}, \quad (30)$$

where under the assumption that  $s_P = s_{P,j+1/2}$  on  $(x_j, x_{j+1})$ , we have that  $\varphi_C = \varphi_h + \varphi_p$  is the complete solution to the boundary value problem (26), where  $\varphi_p$  is given by

$$\varphi_p(x) = s_{P,j+1/2} \frac{\Delta x^2}{2} (\eta - \eta^2).$$

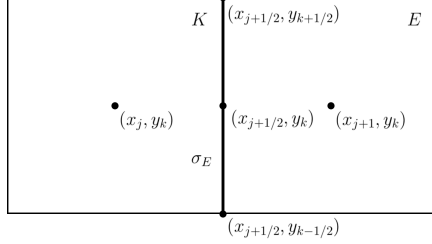
It is important to note that (30) offers a significant improvement over (24) in the sense that aside from the homogeneous solution  $\varphi_h$  to the boundary value problem (26), the discrete fluxes now also depend on the particular solution  $\varphi_p$  to (26), and consequently, the source term  $s_P$  of the Poisson equation. Depending on whether  $\varphi_p$  is expressed as a polynomial centred at  $\eta = 0$  or  $\eta = 1$ , this leads to the fluxes (21a)–(21b) or (22a)–(22b), respectively. Here, the correction term  $Q_{j+1/2}$  from (12) can be rewritten as

$$Q_{j+1/2} = \frac{\mu}{D} s_{P,j+1/2} \frac{\Delta x^2}{2}.$$

#### 4. COMPLETE FLUX SCHEME IN TWO DIMENSIONS

In this section, we discuss the complete flux scheme in two dimensions. For the discretisation, we denote by  $\mathcal{M}$  a partition of the domain  $\mathcal{O}$  into control volumes  $K$  such that  $\mathcal{O} = \bigcup_{K \in \mathcal{M}} K$ . For each control volume  $K$ , we then denote by  $\mathcal{E}_K$  the collection of edges of  $K$ . In order to write the advection-diffusion equation (1a) in

FIGURE 2. Illustration of 2D Cartesian cell involved for computing fluxes.



its finite volume form, we then take the integral over each control volume  $K \in \mathcal{M}$  so that

$$\int_K \nabla \cdot (\mu c \mathbf{V} - D \nabla c) \, dA = \int_K s \, dA.$$

Defining the flux

$$\mathbf{\Gamma}_c := \mu c \mathbf{V} - D \nabla c$$

and using the divergence theorem, we can then rewrite the equation above as

$$\sum_{\sigma \in \mathcal{E}_K} \int_{\sigma} \mathbf{\Gamma}_c \cdot \mathbf{n}_{K,\sigma} \, ds = \int_K s \, dA,$$

where  $\mathbf{n}_{K,\sigma}$  is the outward unit normal vector of  $K$  at  $\sigma$ . In this paper, we consider rectangular meshes, and hence the outward unit normal vectors on the northern, southern, eastern and western edges are  $\mathbf{e}_y, -\mathbf{e}_y, \mathbf{e}_x, -\mathbf{e}_x$  respectively, where  $\mathbf{e}_x, \mathbf{e}_y$  are the standard basis vectors in  $\mathbb{R}^2$ . We also adopt the compass notation and denote by the subscripts  $N, E, S, W$  the northern, eastern, southern, and western edges of cell  $K$ . We now discuss how to compute the flux along the eastern edge  $\sigma_E$  of a control volume  $K$ . The fluxes along the other edges can be computed in a similar manner.

Supposing that the control volumes  $K, E$  have centres  $(x_j, y_k)$  and  $(x_{j+1}, y_k)$ , respectively, and a shared edge  $\sigma_E$  described by the line segment  $x = x_{j+1/2}, y \in (y_{k-1/2}, y_{k+1/2})$  (see Figure 2), we are required to compute

$$\int_{\sigma_E} \mathbf{\Gamma}_c \cdot \mathbf{e}_x \, ds = \int_{y_{k-1/2}}^{y_{k+1/2}} \mathbf{\Gamma}_c(x_{j+1/2}, y) \cdot \mathbf{e}_x \, dy.$$

We use the midpoint rule and approximate the integral of the flux to be

$$\int_{y_{k-1/2}}^{y_{k+1/2}} \mathbf{\Gamma}_c(x_{j+1/2}, y) \cdot \mathbf{e}_x \, dy \approx \Delta y \mathbf{\Gamma}_c(x_{j+1/2}, y_k) \cdot \mathbf{e}_x =: F_{K,\sigma_E}.$$

We are then left to determine the value of the flux at  $(x_{j+1/2}, y_k)$ . As with the 1D case, the flux will be computed via an associated boundary value problem on  $y = y_k, x \in (x_j, x_{j+1})$ , which is given by

$$\begin{aligned} \frac{\partial}{\partial x} (\mathbf{\Gamma}_c \cdot \mathbf{e}_x) &= s - \frac{\partial}{\partial y} (\mathbf{\Gamma}_c \cdot \mathbf{e}_y) =: \tilde{s}, \quad x \in (x_j, x_{j+1}), \quad y = y_k, \\ c(x_j, y_k) &= c_{j,k}, \quad c(x_{j+1}, y_k) = c_{j+1,k}. \end{aligned}$$

By treating the boundary value problem as a quasi-one-dimensional ODE, i.e., treating  $y$  as a constant, the expression for  $\mathbf{\Gamma}_c \cdot \mathbf{e}_x$  can then be obtained by the

same process as the one described in Section 3. In particular, for piecewise constant velocity fields, we still have

$$F_{K,\sigma_E}^h = -\frac{D\Delta y}{\Delta x}(B(\text{Pe}_{j+1/2,k})c_{j+1,k} - B(-\text{Pe}_{j+1/2,k})c_{j,k}), \quad (31a)$$

$$F_{K,\sigma_E}^i = -\Delta y \Delta x (W(\text{Pe}_{j+1/2,k})\tilde{s}_{j+1,k}^E - W(-\text{Pe}_{j+1/2,k})\tilde{s}_{j,k}^E), \quad (31b)$$

where  $F_{K,\sigma_E}^h, F_{K,\sigma_E}^i$  are the homogeneous and inhomogeneous components of the integrated flux, respectively. Compared to the complete flux scheme in one dimension (7a)–(7b), there are only two main changes. Firstly, since the velocity field  $\mathbf{V}$  is now a vector, the definition of the Péclet number (8) needs to be modified so that we have

$$\text{Pe}_{j+1/2,k} = \frac{\mu}{D} \mathbf{V}_{j+1/2,k} \cdot \mathbf{e}_x \Delta x. \quad (32)$$

Secondly, aside from the source term  $s$ , we now also have the term  $\frac{\partial}{\partial y}(\mathbf{\Gamma}_c \cdot \mathbf{e}_y)$ , which, following the nomenclature in [13], we refer to as a *cross flux*, on the right hand side of the boundary value problem. Hence,  $\tilde{s}_{j,k}^E, \tilde{s}_{j+1,k}^E$  refer to piecewise constant approximations of the total source  $\tilde{s} = s - \frac{\partial}{\partial y}(\mathbf{\Gamma}_c \cdot \mathbf{e}_y)$  over the regions  $(x_j, x_{j+1/2}) \times (y_{k-1/2}, y_{k+1/2})$  and  $(x_{j+1/2}, x_{j+1}) \times (y_{k-1/2}, y_{k+1/2})$ , respectively. For  $s$ , we may simply take the average value of the source terms  $s_{j,k}$  and  $s_{j+1,k}$  in cells  $K$  and  $E$ , respectively. The main challenge is then to find an approximation for the cross flux  $\frac{\partial}{\partial y}(\mathbf{\Gamma}_c \cdot \mathbf{e}_y)$ . For  $x \in (x_j, x_{j+1/2})$ , we use the average value of the cross flux over the region  $(x_j, x_{j+1/2}) \times (y_{k-1/2}, y_{k+1/2})$ , given by

$$\begin{aligned} & \frac{2}{\Delta x \Delta y} \int_{x_j}^{x_{j+1/2}} \int_{y_{k-1/2}}^{y_{k+1/2}} \frac{\partial}{\partial y}(\mathbf{\Gamma}_c \cdot \mathbf{e}_y) \, dy \, dx \\ &= \frac{2}{\Delta x \Delta y} \left( \int_{x_j}^{x_{j+1/2}} \mathbf{\Gamma}_c(x, y_{k+1/2}) \cdot \mathbf{e}_y \, dx - \int_{x_j}^{x_{j+1/2}} \mathbf{\Gamma}_c(x, y_{k-1/2}) \cdot \mathbf{e}_y \, dx \right). \end{aligned}$$

Here, we notice that the terms on the right hand side are integrated fluxes along the northern and southern edges of  $K$ , respectively. Since the approximation for  $s$  is piecewise constant, it is sufficient to use a first-order approximation for the average value of the flux  $\mathbf{\Gamma}_c \cdot \mathbf{e}_y$ . This can be done by taking the homogeneous component of the fluxes along the northern and southern edges, which yields the following discrete approximation for the average value of the cross flux on  $(x_j, x_{j+1/2})$

$$\frac{\partial}{\partial y}(\mathbf{\Gamma}_c \cdot \mathbf{e}_y) \approx \frac{1}{\Delta x \Delta y} (F_{K,\sigma_N}^h + F_{K,\sigma_S}^h),$$

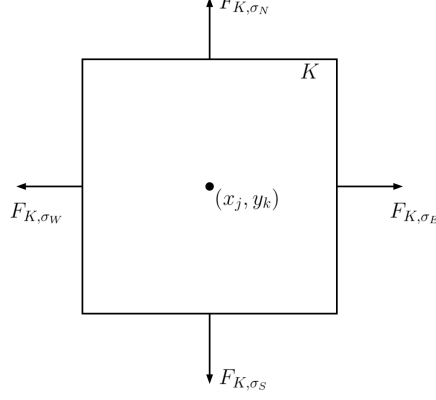
where  $F_{K,\sigma_N}^h$  and  $F_{K,\sigma_S}^h$  denote the homogeneous component of the integrated fluxes along the northern and southern edges of cell  $K$ , respectively (see Figure 3). By a similar approach, the average value of the cross flux at  $(x_{j+1/2}, x_{j+1})$  is approximated by

$$\frac{1}{\Delta x \Delta y} (F_{E,\sigma_N}^h + F_{E,\sigma_S}^h),$$

where  $F_{E,\sigma_N}^h, F_{E,\sigma_S}^h$  are the homogeneous components of the integrated fluxes along the northern and southern edges of cell  $E$ , respectively. To summarise, we have

$$\tilde{s}_{j,k}^E = s_{j,k} - \frac{1}{\Delta x \Delta y} (F_{K,\sigma_N}^h + F_{K,\sigma_S}^h), \quad (33a)$$

$$\tilde{s}_{j+1,k}^E = s_{j+1,k} - \frac{1}{\Delta x \Delta y} (F_{E,\sigma_N}^h + F_{E,\sigma_S}^h). \quad (33b)$$

FIGURE 3. Fluxes along the edges of a cell  $K$ .

We now aim to extend the complete flux scheme for piecewise linear velocity fields in Section 3.2 to 2D. In order to do so, we require an expression for the correction term  $Q_{j+1/2}$  in 2D; cf. (12). By denoting  $\mathbf{V} = (V_1, V_2)$ , we can write

$$Q_{j+1/2,k} = \frac{\mu}{D} \frac{\partial}{\partial x} V_1(x_{j+1/2}, y_k) \frac{\Delta x^2}{2}. \quad (34)$$

In two dimensions, the upwind-adjusted Péclet numbers (13a)–(13b) can then be written as

$$\begin{aligned} \text{Pe}_{j+1/2,k}^+ &= \text{Pe}_{j+1/2,k} - \alpha_{j,k} Q_{j+1/2,k}, \\ \text{Pe}_{j+1/2,k}^- &= \text{Pe}_{j+1/2,k} + \alpha_{j,k} Q_{j+1/2,k}, \end{aligned}$$

$\alpha_{j,k} \in [0, 1]$ . Here,  $\alpha_{j,k}$  is chosen in a similar manner as in (15) so that there is no over-correction. Having defined the correction term and the upwind-adjusted Péclet numbers, we can now write the integrated discrete fluxes

$$F_{K,\sigma_E}^{\text{h},+} = -\frac{D\Delta y}{\Delta x} (e^{-\text{Pe}_{j+1/2,k}^+} B(-\text{Pe}_{j+1/2,k}^+) c_{j+1,k} - B(-\text{Pe}_{j+1/2,k}^+) c_{j,k}), \quad (35a)$$

$$\begin{aligned} F_{K,\sigma_E}^{\text{i},+} &= -\Delta y \Delta x \left( \widetilde{W}(\text{Pe}_{j+1/2,k}^+, -\frac{3}{4} \alpha_{j,k} Q_{j+1/2,k}) \tilde{s}_{j+1,k}^E \right. \\ &\quad \left. - \widetilde{W}(-\text{Pe}_{j+1/2,k}^+, \frac{1}{4} \alpha_{j,k} Q_{j+1/2,k}) \tilde{s}_{j,k}^E \right), \end{aligned} \quad (35b)$$

which correspond to (21a)–(21b). Similarly, the integrated fluxes corresponding to the fluxes (22a)–(22b) are given by

$$F_{K,\sigma_E}^{\text{h},-} = -\frac{D\Delta y}{\Delta x} (B(\text{Pe}_{j+1/2,k}^-) c_{j+1,k} - e^{\text{Pe}_{j+1/2,k}^-} B(\text{Pe}_{j+1/2,k}^-) c_{j,k}), \quad (36a)$$

$$\begin{aligned} F_{K,\sigma_E}^{\text{i},-} &= -\Delta y \Delta x \left( \widetilde{W}(\text{Pe}_{j+1/2,k}^-, -\frac{1}{4} \alpha_{j,k} Q_{j+1/2,k}) \tilde{s}_{j+1,k}^E \right. \\ &\quad \left. - \widetilde{W}(-\text{Pe}_{j+1/2,k}^-, \frac{5}{4} \alpha_{j,k} Q_{j+1/2,k}) \tilde{s}_{j,k}^E \right). \end{aligned} \quad (36b)$$

We note that for the inhomogeneous component of the upwind-adjusted integrated fluxes (35b) and (36b), the total source (33a)–(33b) uses homogeneous components along the northern and southern edges which are similar to (35a) and (36a) of

the upwind-adjusted fluxes, respectively. As with the discussion in Section 3.3, we see that the upwind-adjusted fluxes (35a)–(35b), (36a)–(36b) now take into account the first-order derivatives of the velocity field  $\mathbf{V}$ , and are thus natural improvements over the fluxes (31a)–(31b). Moreover, following Remark 3.1, we see that the fluxes (35a)–(35b) are the proper choices whenever  $\text{Pe}_{j+1/2,k} > 0$  and (36a)–(36b) otherwise.

## 5. NUMERICAL TESTS

In this section, we perform numerical tests for the advection-diffusion equation (1a), coupled to the Poisson equation (1b) for the velocity  $\mathbf{V}$ . For these tests, we prescribe a solution  $c^*$  and calculate the source term  $s$  for equation (1a) accordingly. Dirichlet boundary conditions are then imposed. For the Poisson equation, a second-order central difference scheme is used to numerically calculate  $\varphi$ , which is then used to construct  $\mathbf{V}$ . For a given solution  $c^*$  of the advection-diffusion equation (1a), we measure the relative error in the  $L^2$ -norm by computing

$$\|E\|_2 := \frac{\|c^* - c\|_2}{\|c^*\|_2},$$

where  $c$  is the piecewise constant function reconstructed from the discrete solution. That is,  $c = c_K$  for each  $x \in K, K \in \mathcal{M}$ . For all of the tests considered below, choosing  $\alpha_j = 1$  for all  $j$  satisfies the requirement (15).

**5.1. 1D tests.** We start by performing numerical tests in one dimension on the domain  $\mathcal{O} = (0, 1)$  with  $N$  equidistant cells, i.e.,  $\Delta x = \frac{1}{N}$ . Here, the velocity  $V$  and its derivative  $V_x$  is reconstructed as in (23) and (29), respectively.

**5.1.1. Test case 1.** We start by considering a numerical test from [13, Section 8.1], where we take  $V = 1 - 0.95 \sin(\pi x)$ , and

$$c^*(x) = 0.2 \sin(\pi x) + \frac{e^{(x-1)/D} - e^{-1/D}}{1 - e^{-1/D}}.$$

For this test case,  $V > 0$  and hence (21) and (22) are upwind and downwind fluxes, respectively. In the numerical results presented below,  $V$  and  $V_x$  are reconstructed from the discrete solution of the Poisson equation  $-\frac{d^2\varphi}{dx^2} = -0.95\pi \cos(\pi x)$  with appropriate Dirichlet boundary conditions. We consider first the case  $D = 1$ , corresponding to a test with dominant diffusion.

TABLE 1. Relative errors in the solution profile, test case 1,  $D = 1$ , complete flux scheme.

$N$	flux (7)		upwind flux (21)		downwind flux (22)	
	$\ E\ _2$	order	$\ E\ _2$	order	$\ E\ _2$	order
40	1.3957e-4	-	2.5960e-5	-	2.5739e-4	-
80	3.5942e-5	1.9573	6.5651e-6	1.9834	6.6507e-5	1.9524
160	9.1268e-6	1.9775	1.6536e-6	1.9892	1.6913e-5	1.9754
320	2.3001e-6	1.9884	4.1518e-7	1.9938	4.2650e-6	1.9875
640	5.7738e-7	1.9941	1.0404e-7	1.9966	1.0709e-6	1.9937
1280	1.4464e-7	1.9970	2.6038e-8	1.9984	2.6883e-7	1.9968

In Table 1, we see that in the diffusion dominated regime, the numerical results obtained from all of the complete fluxes (7), (21), and (22) exhibit second-order accuracy. We note, however, that the downwind fluxes (22) yielded slightly less accurate results. We now consider an advection dominated test case by taking  $D = 10^{-8}$ . In particular, this test is interesting because for  $D \ll 1$ ,  $c^*$  has a very thin boundary layer near  $x = 1$ .

TABLE 2. Relative errors in the solution profile, test case 1,  $D = 10^{-8}$ , complete flux scheme.

$N$	flux (7)		upwind flux (21)		downwind flux (22)	
	$\ E\ _2$	order	$\ E\ _2$	order	$\ E\ _2$	order
40	6.5971e-2	-	2.5940e-2	-	1.2146e-1	-
80	3.6815e-2	0.8415	7.6406e-3	1.7634	7.2024e-2	0.7539
160	2.0240e-2	0.8630	2.1286e-3	1.8437	4.0256e-2	0.8393
320	1.0765e-2	0.9109	5.6762e-4	1.9070	2.1500e-2	0.9048
640	5.5758e-3	0.9491	1.4706e-4	1.9485	1.1484e-2	0.9475
1280	2.8408e-3	0.9729	3.7470e-5	1.9726	5.6819e-3	0.9724

Table 2 shows us that in the advection-dominated regime, the numerical solution obtained from a piecewise constant approximation of the velocity, which corresponds to the numerical fluxes (7), is now only first-order accurate. We also note that the numerical solution obtained from the downwind fluxes (22) is also first-order accurate, whereas the numerical solution obtained from the upwind fluxes (21) results in a second-order accurate approximation of the solution. This agrees with the observation made in Remark 3.1 that the proper choice for the modified Péclet number and fluxes should be taken from the upwind direction.

5.1.2. *Test case 2.* For our second test case, we consider an advection-dominated problem by taking  $D = 10^{-8}$ , and suppose that the exact solution for the advection-diffusion equation is given by

$$c^*(x) = \sin(\pi x).$$

Moreover, we work with an unknown velocity  $V$  such that the source term of the Poisson equation is given by

$$s_P = -A(e^{-1000x^2} - e^{-1000(1-x)^2}).$$

We then impose Dirichlet boundary conditions  $\varphi(1) = 0, \varphi(0) = -300$ . Here, we observe that  $|\frac{dV}{dx}| \ll 1$  in most of the domain, except near the boundaries where  $|\frac{dV}{dx}| \gg 1$ . This aims to mimic what is commonly encountered in plasma physics or porous media applications, for which  $\frac{dV}{dx} = 0$  almost everywhere, except for a very small part of the domain; the regions near the boundary correspond to sources or sinks. For this test,  $V < 0$  and hence (21) and (22) correspond to the downwind and upwind fluxes, respectively. We start by considering  $A = 10$ , which corresponds to a moderately steep source term  $s_P$ .

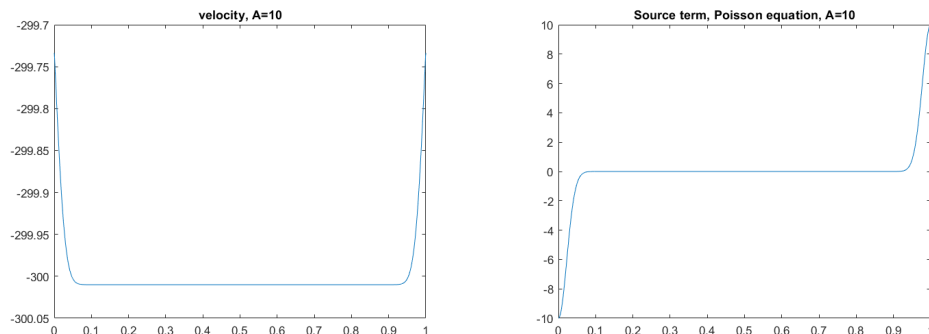
In Table 3, we see that when  $A = 10$ , all three numerical fluxes exhibit second-order accuracy, and the results are very close to each other. To further understand this behaviour, we look at Figure 4. Here, we see that due to the fact that the source term of the Poisson equation is not too steep, the velocity field  $V \in (-300, -299.7)$



TABLE 3. Relative errors in the solution profile, test case 2,  $A = 10$ , complete flux scheme.

$N$	flux (7)		downwind flux (21)		upwind flux (22)	
	$\ E\ _2$	order	$\ E\ _2$	order	$\ E\ _2$	order
40	6.0872e-4	-	6.0775e-4	-	6.0977e-4	-
80	1.3097e-4	2.2166	1.3096e-4	2.2143	1.3105e-4	2.2181
160	3.0417e-5	2.1063	3.0512e-5	2.1017	3.0393e-5	2.1083
320	7.3620e-6	2.0467	7.4681e-6	2.0306	7.3275e-6	2.0524
640	1.8357e-6	2.0038	1.9405e-6	1.9443	1.7995e-6	2.0257
1280	4.8153e-7	1.9306	5.7534e-6	1.7540	4.4594e-7	2.0127

FIGURE 4. Velocity and source term of Poisson equation,  $A = 10$  (left:  $V$ ; right:  $s_p$ ).



is almost constant, and hence using a piecewise constant approximation of  $V$ , which gives the fluxes (7), is sufficient to obtain a second-order scheme. Moreover, due to the fact that  $A = 10$ , the contribution of  $Q_{j+1/2}$  to the modified Péclet number is minimal; hence resulting in numerical solutions which are very close to each other.

To further test the scheme, we consider a very steep source term, by taking  $A = 1000$ . We now observe in Table 4 that the numerical solutions obtained by using the fluxes (7) and (21) are only first-order accurate, whereas using the fluxes (22) give solutions which are second-order accurate. This is due to the fact that with a steeper source term, the velocity  $V$  is no longer almost constant, as can be seen in Figure 5. Moreover, since  $A = 1000$ , the contribution of the correction term  $Q_{j+1/2}$  is no longer negligible, and hence, making an adjustment in the incorrect direction and taking the downwind fluxes (21) only gives a first-order accurate solution.

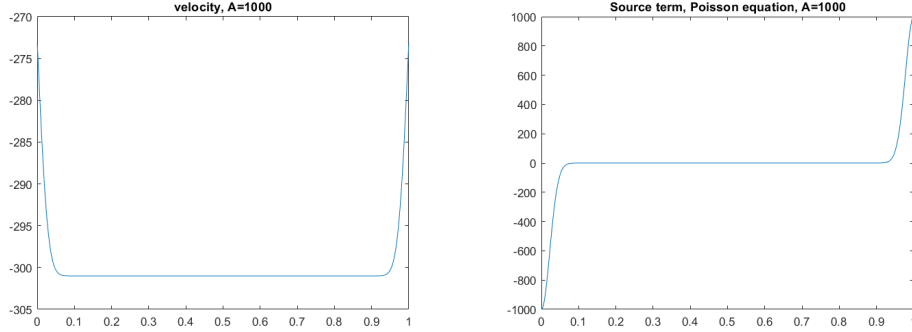
**5.2. 2D tests.** In this section, we perform 2D tests on the domain  $\mathcal{O} = (0, 1) \times (0, 1)$  with Cartesian meshes consisting of  $N \times N$  square cells. We note that since we consider Cartesian meshes, the Péclet number (32) only requires one component of the velocity field for each edge. To be specific, writing  $\mathbf{V} = (V_1, V_2)$ , we have

$$\mathbf{V}_{j+1/2,k} \cdot \mathbf{e}_x = V_1(x_{j+1/2}, y_k),$$

TABLE 4. Relative errors in the solution profile, test case 2,  $A = 1000$ , complete flux scheme.

$N$	flux (7)		downwind flux (21)		upwind flux (22)	
	$\ E\ _2$	order	$\ E\ _2$	order	$\ E\ _2$	order
40	3.1242e-3	-	3.4986e-3	-	2.9395e-3	-
80	1.4130e-3	1.1447	1.5646e-3	1.1610	1.3323e-3	1.1417
160	4.2599e-4	1.7299	5.1057e-4	1.6157	3.8726e-4	1.7826
320	1.2728e-5	1.7429	1.8336e-4	1.4775	1.0047e-4	1.9465
640	4.5457e-5	1.4854	7.9277e-5	1.2097	2.5354e-5	1.9865
1280	1.9761e-5	1.2018	3.7918e-5	1.0640	6.3543e-6	1.9964

FIGURE 5. Velocity and source term of Poisson equation,  $A = 1000$  (left:  $V$ ; right:  $s_P$ ).



which can be approximated via central differences by

$$V_1(x_{j+1/2}, y_k) \approx -\frac{\varphi_{j+1,k} - \varphi_{j,k}}{\Delta x}.$$

For the fluxes (35)–(36), an approach similar to (29) is then used to approximate the correction terms (34).

5.2.1. *Test case 3.* We now consider a test case with

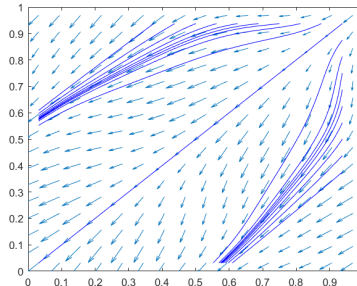
$$c^*(x, y) = \sin(\pi x) \sin(\pi y)$$

and a velocity field  $\mathbf{V}$  that is determined by the following solution to the Poisson equation

$$\varphi(x, y) = \sin(\pi x) \sin(\pi y) + \sin(2\pi x) \sin(2\pi y) + 9x + 9y.$$

This describes a flow that moves from the upper right region towards the lower left region of the domain (see Figure 6). Since  $V_1, V_2 < 0$  for this test case, the relevant upwind fluxes are (36).

We start by considering a diffusion dominated regime by taking  $D = 1$ . Upon looking at Table 5, we see that, as in the test cases in one dimension, using the complete flux scheme with a piecewise constant approximation of the velocity field already gives a good enough approximation to the solution, with second-order accuracy. In this case, the correction term (34) for the velocity field only offers a slight improvement in the accuracy of the numerical solution. On the other hand, when

FIGURE 6. Streamlines of the velocity field  $\mathbf{V}$ , test case 3.

considering an advection-dominated regime, by taking  $D = 10^{-8}$ , we see in Table 6 that using the modified fluxes in the proper upwind direction, in this case (36), helps ensure that the complete flux scheme remains second-order accurate. We remark that for other types of velocity fields, the proper upwind-adjusted fluxes might be a combination of (35) and (36), depending on the sign(s) of  $\mathbf{V} \cdot \mathbf{e}_x$  and  $\mathbf{V} \cdot \mathbf{e}_y$ .

TABLE 5. Relative errors in the solution profile, test case 3,  $D = 1$ .

$N$	flux (31)		upwind flux (36)	
	$\ E\ _2$	order	$\ E\ _2$	order
$16 \times 16$	1.4674e-2	-	1.1534e-2	-
$32 \times 32$	3.9639e-3	1.8883	3.2077e-3	1.8463
$64 \times 64$	1.0434e-3	1.9256	8.6021e-4	1.8988
$128 \times 128$	2.6859e-4	1.9579	2.2366e-4	1.9434
$256 \times 256$	6.8194e-5	1.9777	5.7080e-5	1.9702

TABLE 6. Relative errors in the solution profile, test case 3,  $D = 10^{-8}$ .

$N$	flux (31)		upwind flux (36)	
	$\ E\ _2$	order	$\ E\ _2$	order
$16 \times 16$	1.1226e-1	-	1.1204e-1	-
$32 \times 32$	3.9987e-2	1.4894	3.1240e-2	1.8426
$64 \times 64$	1.7269e-2	1.2113	8.3005e-3	1.9122
$128 \times 128$	8.3230e-3	1.0531	2.1406e-3	1.9552
$256 \times 256$	4.1431e-3	1.0064	5.4360e-4	1.9774

## 6. SUMMARY AND FUTURE WORK

In this paper, we considered a finite volume complete flux scheme for an advection-diffusion equation, coupled to a Poisson equation for the velocity field. By using a piecewise constant approximation of the velocity field, we obtain the classic homogeneous and inhomogeneous fluxes (7) in 1D, and (31) in 2D. These fluxes resulted

in a numerical scheme which is second-order accurate in the diffusion-dominated regime. However, in the advection-dominated regime, if the velocity field is non-constant, we find that the numerical scheme reduces to first-order. This can further be explained by the fact that these discrete fluxes only take into account the homogeneous solution to the associated boundary value problem from the Poisson equation, which was insufficient. The main novelty of this paper comes from the use of a piecewise linear approximation of the velocity field, which resulted in homogeneous and inhomogeneous fluxes that now take into account the complete solution to the associated boundary value problem from the Poisson equation. Another novelty introduced in this paper is the upwind-adjusted Péclet number, which ensured that the discrete homogeneous and inhomogeneous fluxes resulting from the piecewise linear approximations of the velocity field are adjusted in the proper direction, resulting in the second-order accuracy of the complete flux scheme for nonconstant velocity fields. Of particular interest in porous media and plasma physics applications are very steep velocity fields which satisfy  $\nabla \cdot \mathbf{V} = 0$  almost everywhere, except possibly for only a very small region of the domain. Test case 2 in Section 5 shows that the novel complete flux scheme developed in this paper is able to handle similar types of velocity fields, whilst maintaining second-order accuracy of the scheme.

A natural extension for this work would be to fully integrate the complete flux scheme to time-dependent advection-diffusion equations, which is encountered in mathematical models for porous media and plasma physics applications. Another avenue for future research would be to extend the complete flux scheme for equations which involve nonlinear advection, which allows for a wider class of applications, such as the Navier-Stokes equations.

#### REFERENCES

- [1] H. M. Cheng and J. ten Thije Boonkkamp. A Generalised Complete Flux scheme for anisotropic advection-diffusion equations. *Advances in Computational Mathematics*, 47(2), 2021.
- [2] D. A. Cogswell and M. L. Szulczewski. Simulation of incompressible two-phase flow in porous media with large timesteps. *Journal of Computational Physics*, 345:856 – 865, 2017.
- [3] C. Costin, L. Marques, G. Popa, and G. Gousset. Two-dimensional fluid approach to the dc magnetron discharge. *Plasma Sources Science and Technology*, 14(1):168–176, 2005.
- [4] R. Ewing. *The Mathematics of Reservoir Simulation*. Society for Industrial and Applied Mathematics, 1983.
- [5] P. Farrell and A. Linke. Uniform second order convergence of a complete flux scheme on unstructured 1d grids for a singularly perturbed advection–diffusion equation and some multidimensional extensions. *Journal of Scientific Computing*, 72(1):373–395, Jul 2017.
- [6] G. J. M. Hagelaar. Modelling electron transport in magnetized low-temperature discharge plasmas. *Plasma Sources Science and Technology*, 16(1):S57–S66, 2007.
- [7] G. J. M. Hagelaar, J. Bareilles, L. Garrigues, and J. P. Boeuf. Two-dimensional model of a stationary plasma thruster. *Journal of Applied Physics*, 91(9):5592–5598, 2002.
- [8] M. R. Islam, M. E. Hossain, S. H. Moussavizadegan, S. Mustafiz, and J. H. Abou-Kassem. *Advanced Petroleum Reservoir Simulation - Towards Developing Reservoir Emulators (2nd Edition)*. John Wiley & Sons, 2016.
- [9] M. J. Kushner. Modeling of magnetically enhanced capacitively coupled plasma sources: Ar discharges. *Journal of Applied Physics*, 94(3):1436–1447, 2003.
- [10] D. W. Peaceman. *Fundamentals of Numerical Reservoir Simulation*. Elsevier, 1977.
- [11] R. K. Porteous, H. M. Wu, and D. B. Graves. A two-dimensional, axisymmetric model of a magnetized glow discharge plasma. *Plasma Sources Science and Technology*, 3(1):25–39, 1994.

- [12] D. L. Scharfetter and H. K. Gummel. Large-signal analysis of a silicon read diode oscillator. *IEEE Transactions on Electron Devices*, 16(1):64–77, 1969.
- [13] J. H. M. ten Thije Boonkamp and M. J. H. Anthonissen. The finite volume-complete flux scheme for advection-diffusion-reaction equations. *Journal of Scientific Computing*, 46(1):47–70, 2011.

DEPARTMENT OF MATHEMATICS AND COMPUTER SCIENCE, EINDHOVEN UNIVERSITY OF TECHNOLOGY, P.O. BOX 513, 5600 MB EINDHOVEN, THE NETHERLANDS. `H.M.CHENG@TUE.NL`

DEPARTMENT OF MATHEMATICS AND COMPUTER SCIENCE, EINDHOVEN UNIVERSITY OF TECHNOLOGY, P.O. BOX 513, 5600 MB EINDHOVEN, THE NETHERLANDS. `J.H.M.TENTHIJEBOONKAMP@TUE.NL`