

Alternating Direction Based Sequential Boolean Quadratic Programming Method for Transmit Antenna Selection

Shijie Zhu[†], Xu Du[†]

Abstract—The wireless mobile communication system is updated and iterated on the whole almost every decade. It is now in the development period of the application scenarios of the fifth generation mobile communication system (5G). Unfortunately, 5G relies on plenty of small base stations with a large number of antennas that consume a lot of energy. In this paper, a novel Boolean variable quadratic programming algorithm is designed for the antenna selection optimization problem to reduce power consumption. Experiments show that the proposed algorithm achieves high complementarity satisfaction accuracy with only a few steps.

Keywords: 5G, Boolean variables, Power consumption, Complementarity satisfaction

I. INTRODUCTION

With the explosion of wireless devices and services, challenges like climbing demand of communication capability cannot be solved easily. Fortunately, there are various promising technologies for 5G such as massive multiple-input multiple-output (mMIMO), turbo code etc [1].

Among these, mMIMO is considered a leading technology since multiple antenna technology provides not only larger communication capacity with spatial multiplexing but reliability with spatial diversity [2], therefore mMIMO with typically tens of antennas can address the aforementioned challenge [1]. However, the power consumption corresponding to the rising numbers of antennas at the base station is becoming one of the research hotspots of economical concerns [3]. The consumption of electric power on base stations with massive antennas which are always active contributes to over 70% of the electricity bill for the cellular operators [1]. Therefore, the research direction of *green communication* has been well studied for balancing the communication quality and power consumption and become one of the core of 5G . Green communication contains many techniques like new architecture such as intelligent reflecting surface (IRS) [4] or resource allocation techniques, namely hybrid beamforming and antenna selection [5], different variations of efficiency optimization objective has been well studied by [6]. A *Group Lasso* formulation has been used for turning off selected transmit source by [7], in details, the green communication framework with cloud radio access network

can be formulated into a joint subset selection and power minimization beamforming problem. Another article happens to coincide with an approach to select the active antennas with radio-frequency (RF) chains by using relaxation of Boolean variables, exhaustive search, interior point method [8]. However, the methods proposed in the above literatures suffer a slow convergence rate and low accuracy for Boolean variables in the selection problem.

Historically, Boolean optimization has been explored in various fields. An early theory literature was proposed by [9], a Boolean linear programming exercise has been well studied [10]. Moreover, [11] solves a Boolean quadratic programming problem with $\{-1, 1\}$ variables in a semidefinite programming fashion. Theoretically, pruning and sparsity optimization techniques can be also considered as Boolean variable optimization problems such as [12] and [13]. The scaling and approximation methods of Boolean variables are also often mentioned [13]. Nowadays, a new type of problem named *Linear Complementary Quadratic Programming* (LCQP) [14] appears which aims at solving optimal control problems with complementary dynamic constraints, the idea is to linearize a corresponding penalization term without destroying the structure of *QP*. More related application can be found [15] and [14]. However, this algorithm can only solve the problem with objective function of *QP* and complementarity constraints, which makes the application scenarios of this method limited.

In the present paper, we propose an *Alternating Direction Based Sequential Boolean QP* (AD-SBQP) algorithm to solve general mix-integer nonlinear problem in an SQP fashion. In some literatures, AD is also named as alternating optimization (AO). The idea is to split Boolean and continuous variables in different steps without destroying the core structure of LCQP. The proposed algorithm shows better performance on economic objective, complementarity satisfaction and computation time with limit iteration while the comparison with state-of-art methods has been shown in a given case study.

The rest of this paper is organized as follows: Section II reviews the basics concepts of wireless communications. Sections III proposed the AD-SBQP algorithm. And the numerical result is shown in Section IV.

II. BASICS OF WIRELESS COMMUNICATION SYSTEMS

In this section, we reviewed the basics of wireless communication that includes additive Gaussian white noise wireless channel model, maximum transmission ratio as well as antenna selection problem. Assuming perfect channel state

[†]The first two authors contributed equally. SZ and XD are with the School of Information Science and Technology, ShanghaiTech University, Shanghai, China. SZ is also with Innovation Academy for Microsatellites, Chinese Academy of Sciences, Shanghai, China. XD is also with Shanghai Institute of Microsystem and Information Technology, Chinese Academy of Sciences. SZ and XD are also with the University of Chinese Academy of Sciences, China while XD is with the Center for Intelligent Networking and Communications, the National Key Laboratory of Science and Technology on Communications, University of Electronic Science and Technology of China. {zhushj, duxu}@shanghaitech.edu.cn

information at transmit side (CSIT) is acquired, the system model can be idealized without propagation error during the process of signal transfer.

A. Wireless Channel

As shown in Figure 1 multi-user MIMO (MU-MIMO) is a system equipped with multiple transmission and receiving antennas for broadcast information utilizing multipath propagation, while the operating bandwidth is defined as B Hz.

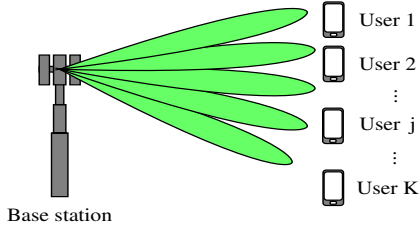


Fig. 1. Multi-user MIMO communication network.

The wireless channel of a MIMO system with N transmit (TX) and K receive (RX) antennas can be represented by a deterministic complex matrix

$$H = [h_{(:,1)}, h_{(:,2)}, \dots, h_{(:,j)}, \dots, h_{(:,K)}]$$

$$= \begin{bmatrix} h_{11} & \dots & h_{1K} \\ \vdots & \vdots & \vdots \\ h_{N1} & \dots & h_{NK} \end{bmatrix} \in \mathbb{C}^{N \times K}, \quad (1)$$

here channel gain h_{ij} connects i th transmit antenna with j th user, $h_{(:,j)}$ indicates the vector including all h_{ij} of j th user [2].

The relationship between the transmit side and receive side can be depicted as [2]:

$$r = H^T t + n,$$

here $r \in \mathbb{C}^K$, $t \in \mathbb{C}^N$ and $n \sim \mathcal{CN}(0, N_0 \mathbf{I}_K)$ denote the received signal, transmitted signal and additive white Gaussian noise respectively. N_0 denotes the noise power density while $\mathbf{I}_K \in \mathbb{R}^K$ is an identity matrix.

The power allocation matrix

$$P = [p_{(:,1)}, p_{(:,2)}, \dots, p_{(:,j)}, \dots, p_{(:,K)}]$$

$$= \begin{bmatrix} p_{11} & \dots & p_{1K} \\ \vdots & \vdots & \vdots \\ p_{N1} & \dots & p_{NK} \end{bmatrix} \in \mathbb{R}^{N \times K} \quad (2)$$

denotes the power amount associated with the channel gain. For instance, p_{ij} represents the power allocated from i th transmit antenna to j th receive antenna, i.e. p_{ij} correlates with the channel gain h_{ij} .

Remark 1 To avoid ambiguity, we consider the multi-user multiple-input single-output (MU-MISO) as the special case of MU-MIMO when each user terminal only carries one antenna.

As a kind of linear precoding schemes¹, the concept of maximum ratio transmission (MRT) was introduced in [17] to maximize the signal-to-noise ratio (SNR) at each receiver (i.e. j th user) in multi-antenna communication, in details,

$$\text{SNR}_j = \frac{\sum_{i=1}^N p_{ij} |h_{(:,j)}^H v_j|^2}{N_0 B} \quad (3)$$

with given beamforming directions [18]

$$v_j = \frac{h_{(:,j)}}{\|h_{(:,j)}\|}, \forall j.$$

Here $(\cdot)^H$ denotes Hermitian transpose.

B. Shannon Capacity

In this paper *Shannon Capacity* relies on both MRT and transmit antenna selection (TAS). With (3), *Shannon Capacity* [2] can be formulated as

$$R(P) = \sum_{j=1}^K B \log_2(1 + \text{SNR}_j)$$

$$= \sum_{j=1}^K B \log_2 \left(1 + \frac{\sum_{i=1}^N p_{ij} \frac{|h_{(:,j)}^H h_{(:,j)}|^2}{\|h_{(:,j)}\|^2}}{N_0 B} \right) \quad (4)$$

$$= \sum_{j=1}^K B \log_2 \left(1 + \frac{\sum_{i=1}^N p_{ij} \|h_{(:,j)}\|^2}{N_0 B} \right)$$

which depicts the ideal communication rate that the wireless communication system could get. TAS is a signal processing method to save the cost of RF chains connected with transmit antennas equipped at base station (BS), when the set of antennas is selected with the principle of maximizing the downlink capacity [19].

As shown in Figure 2, the switch vector $x \in \{0, 1\}^N$ controls the on-off state of each RF chain with the corresponding transmit antenna [20].

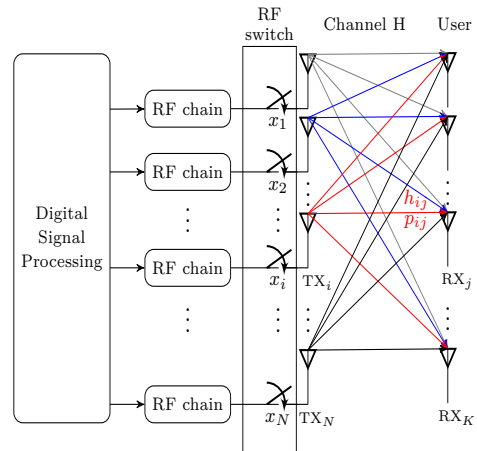


Fig. 2. Multi-user MISO wireless communication system with transmit antenna selection.

¹Dirty paper coding (DPC) is an optimal nonlinear precoding scheme which has high complexity especially with huge amounts of antennas while linear precoding can achieve 98% performance of DPC [16].

By considering the switch variable x , (4) can be reformulated into

$$\tilde{R}(P, x) = \sum_{j=1}^K B \log_2 \left(1 + \frac{\sum_{i=1}^N p_{ij} x_i \|h_{(i,j)} \odot x\|^2}{N_0 B} \right), \quad (5)$$

here Hadamard product \odot indicates the element wise multiplication.

C. Economic Sum Rate

Inspired by [7] and [21] whose bi-linear structure with Boolean variable is nonconvex, here we propose a simplified *Economic Sum Rate* problem with the following linear summation objective function

$$\min_{P, x} f(P, x) = \sum_{i=1}^N \left(\sum_{j=1}^K p_{ij} x_i + p^{RF} x_i \right) \quad (6a)$$

$$\text{s.t. } \tilde{R}(P, x) \geq R^{th} \quad (6b)$$

$$x_i \in \{0, 1\}, \quad i = 1, 2, \dots, N \quad (6c)$$

$$\sum_{j=1}^K p_{ij} \leq p^{th} \quad (6d)$$

$$0 \leq p_{ij}, \quad \begin{pmatrix} i = 1, 2, \dots, N \\ j = 1, 2, \dots, K \end{pmatrix} \quad (6e)$$

Here, (6a) can be viewed as a cost function while the sum rate inequality constraint (6b) is certainly satisfied with a given threshold sum rate R^{th} . A constant p^{RF} stands for the standby power of RF chain, and a constant p^{th} indicates the upper bound of power allocated at each transmit antenna.

III. ALTERNATING DIRECTION BASED SEQUENTIAL BOOLEAN QUADRATIC PROGRAMMING

In this section, after basic theory of BQP is reviewed, an extension of which named *Alternating Direction Based Sequential BQP* is proposed for solving general nonlinear programming problem with linear complementarity constraints by splitting normal and Boolean variables into different steps.

A. Basics of BQP

Consider a tuple $(\mathcal{D}, \mathcal{Y}, \mathcal{Z}) \in \mathbb{R}^{n_d} \times \mathbb{R}^{n_c \times n_d} \times \mathbb{R}^{n_c \times n_d}$, linear complementarity [14] can be defined as

$$0 \leq Yd \perp Zd \geq 0 \Leftrightarrow \begin{cases} Yd \geq 0 & (7a) \\ Zd \geq 0 & (7b) \\ d^\top Y^\top Zd = 0, & (7c) \end{cases}$$

$(d, Y, Z) \in (\mathcal{D}, \mathcal{Y}, \mathcal{Z})$ collects the decision variable and linear transformation matrix respectively. Boolean constraint (6c) in *Economic Sum Rate* (II-C) can be somehow treated as a special case of (7) and can be expressed as

$$0 \leq x \perp (\mathbf{1} - x) \geq 0 \Leftrightarrow \begin{cases} x \geq 0 & (8a) \\ \mathbf{1} - x \geq 0 & (8b) \\ x^\top (\mathbf{1} - x) = 0 & (8c) \end{cases}$$

where $\mathbf{1}$ represents a vector with all entries being one.

Based on above definition, *Boolean Quadratic Programming* (BQP) can be depicted as the following equation by introducing Boolean constraint (8)

$$BQP : \min_x \frac{1}{2} x^\top Qx + g^\top x \quad (9a)$$

$$\text{s.t. } Ax - u \leq 0 \quad (9b)$$

$$0 \leq x \perp (\mathbf{1} - x) \geq 0, \quad (9c)$$

here $0 \prec Q \in \mathbb{R}^{n_x \times n_x}$, $g \in \mathbb{R}^{n_x}$, $A \in \mathbb{R}^{n_A \times n_x}$ and $u \in \mathbb{R}^{n_A}$ collect the corresponding parameters. Here we introduce a penalty function [22] relate to (8c),

$$\varphi(x) = x^\top (\mathbf{1} - x). \quad (10)$$

Therefore, (9) can be reformulated as penalty BQP (pBQP)

$$pBQP : \min_x \frac{1}{2} x^\top Qx + g^\top x + \rho \cdot \varphi(x) \quad (11)$$

$$\text{s.t. } (8a), (8b), (9b)$$

with a penalty parameter $\rho \in \mathbb{R}$.

The following BQP algorithm inherits the key idea of [14] by using linear approximation of the penalty function in Step 3.

Algorithm 1 BQP method

Input: coefficients Q, g, A, u , a termination tolerance $\epsilon > 0$, an initial factor $\rho > 0$ and update rate $\beta > 1$.

Repeat:

- 1) *Globally Search:* solve QP without complementarity constraints:

$$\hat{x} = \arg \min_x \frac{1}{2} x^\top Qx + g^\top x \quad (12)$$

$$\text{s.t. } (8a), (8b), (9b)$$

- 2) *Penalty Function Approximate:*

$$\begin{aligned} \varphi(x) &\approx \varphi(\hat{x}) + (x - \hat{x})^\top \nabla \varphi(\hat{x}) \\ &= (\varphi(\hat{x}) - \hat{x}^\top \nabla \varphi(\hat{x})) + x^\top \nabla \varphi(\hat{x}) \end{aligned}$$

- 3) *Locally Search:* Minimize the reformulated penalty QP²:

$$\tilde{x} = \arg \min_x \frac{1}{2} x^\top Qx + (g + \rho \nabla \varphi(\hat{x}))^\top x$$

$$\text{s.t. } (8a), (8b), (9b)$$

- 4) *Line Search and Termination Criterion*³:

$$\begin{aligned} \alpha &= \text{StepLength}(\hat{x}, \tilde{x}, \rho); \\ \hat{x} &\approx \hat{x} + \alpha(\tilde{x} - \hat{x}) \\ &\text{check if } \|\varphi(\hat{x})\| \leq \epsilon, \text{ if not, go to step 5.} \end{aligned}$$

- 5) *Penalty Parameter Update:*
 $\rho = \beta \cdot \rho$ and return step 3

Output: $x^* \leftarrow \hat{x}$.

²Complementarity $\varphi(x)$ [14] cannot be utilized due to the nonlinearity and nonconvexity properties, which can be replaced by the first order Taylor approximation $(\mathbf{1} - 2\hat{x})^\top x$ that keeps the structure of QP.

³ α can be obtained by any kind of line search method [23].

B. Theory of AD-SBQP

For a generic nonlinear programming problem with Boolean constraints

$$\min_x F(x) \quad (13a)$$

$$\text{s.t. } c(x) \leq 0 \mid \lambda \quad (13b)$$

$$0 \leq x \perp (\mathbf{1} - x) \geq 0 \quad (13c)$$

with smooth nonlinear maps $F : \mathbb{R}^n \rightarrow \mathbb{R}$, $c : \mathbb{R}^n \rightarrow \mathbb{R}^m$. The Lagrangian function of which is constructed as $\mathcal{L}(x, \lambda) = F(x) + \lambda^\top c(x)$ with a multiplier $\lambda \in \mathbb{R}^m$ of the corresponding dimension [23]. Assume \bar{x} and $\bar{\lambda}$ are obtained from the previous nonlinear programming (NLP) iteration, a second-order Taylor expansion of the Lagrangian function $\tilde{F}(x)$ is shown as below with $\nabla^2 \mathcal{L}(\bar{x}, \bar{\lambda}) \succ 0$,

$$\begin{aligned} \tilde{F}(x) = & \frac{1}{2}(x - \bar{x})^\top \nabla^2 \mathcal{L}(\bar{x}, \bar{\lambda})(x - \bar{x}) \\ & + \nabla F(\bar{x})^\top (x - \bar{x}) + F(\bar{x}). \end{aligned} \quad (14)$$

Inspired from the framework of Sequential QP (SQP), (15) can be treated as a single step of *Sequential Boolean QP* (SBQP) which connects with (9) and Algorithm 1.

$$\min_x \tilde{F}(x) \quad (15a)$$

$$\text{s.t. } \nabla c(\bar{x})(x - \bar{x}) + c(\bar{x}) \leq 0 \quad (15b)$$

$$0 \leq x \perp (\mathbf{1} - x) \geq 0. \quad (15c)$$

The above discussion summarizes the solution of generic nonlinear Boolean optimization problem. When there are additional continuous variables in the optimization problem, the local optimal solution can be obtained by optimizing different kinds of variables in alternate directions without destroying the SBQP structure. With this spirit of Algorithm 1, Algorithm 2 and Figure 3 show a new version of BQP named *Alternating Direction Based SBQP method* (AD-SBQP).

Algorithm 2 Alternating Direction Based SBQP method

Input: initial guess of $\bar{x} \in \mathbb{R}^N$, $\bar{P} \in \mathbb{R}^{N \times K}$ a termination tolerance $\epsilon > 0$, an initial factor $\rho > 0$ and update rate $\beta > 1$.

Repeat:

- 1) *Optimal Power Allocation (AD1):* Solve (6) with constant \bar{x} by any NLP solver Output: $P^*(\bar{x})$, $\bar{\lambda}$.
- 2) *Sequential BQP (AD2):* set

$$\begin{cases} F(x) = f(P^*(\bar{x}), x) \\ c(x) = \tilde{R}(P^*(\bar{x}), x) \end{cases}$$

solve (13) by SBQP (15) and Algorithm 1.

Output: x^*

- 3) *Termination Criterion:*

Check if

$$\| [P^*(\bar{x}) | x^*] - [\bar{P} | \bar{x}] \| \leq \epsilon \quad (16)$$

if not go back to step 1) and set $\bar{P} = P^*(\bar{x})$, $\bar{x} = x^*$.

Output: P^* , x^* .

1) *AD1:* This stage, which is derived from *water-filling* [2], aims to reduce the power consumption of the aforementioned MIMO system with fixed state x . The Quality of Service (QoS) requirement (6b), the lower bound of p_{ij} (6e), and the upper bound of power for each antenna (6d) are all considered as physical constraints. Moreover, the constraint (6d) as the upper bound denotes the power of each antenna, that ensures the optimized sum power will not exceed the preset upper bound.

2) *AD2:* After AD1, the Hessian $\nabla^2 \mathcal{L}(\bar{x}, \bar{\lambda})$ and gradient $\nabla F(\bar{x})$ are evaluated jointly with $(P^*(\bar{x}), \bar{\lambda})$. Assume the local minimizer of (15) is in the neighborhood of the global minimizer (12), In order to search a specific local minimizer, the objective function (15a) is replaced by

$$\begin{aligned} \hat{F}(x) = & \tilde{F}(x) + \rho \nabla \varphi(\bar{x})^\top (x - \bar{x}) \\ = & \frac{1}{2}(x - \bar{x})^\top \nabla^2 \mathcal{L}(\bar{x}, \bar{\lambda})(x - \bar{x}) \\ & + (\nabla F(\bar{x}) + \rho \nabla \varphi(\bar{x}))^\top (x - \bar{x}) + F(\bar{x}) \end{aligned} \quad (17)$$

which inherits the spirit of Step 3 in Algorithm 1. Moreover, another key part of AD2 is the complementarity tolerance check.

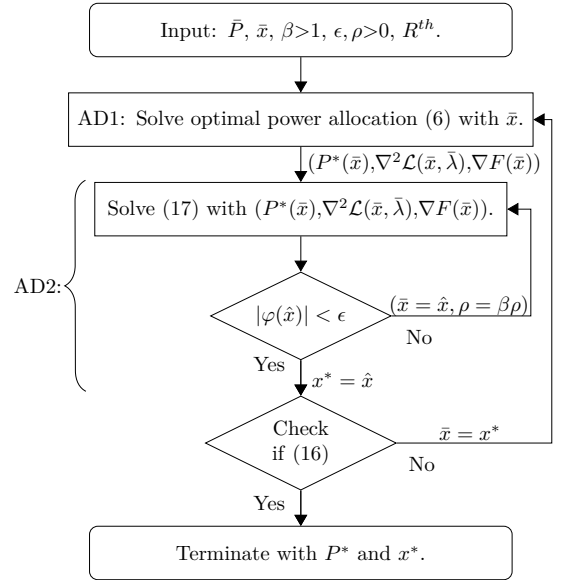


Fig. 3. Flowchart of AD-SBQP.

IV. NUMERICAL EXPERIMENTS

In this section, we present the numerical performance of Algorithm 2 drawing upon a MU-MISO TAS communication network shown in Figure 2. We illustrate the numerical comparison among 4 different configurations of wireless network.

A. Data and Environment

In a two-dimensional Cartesian coordinate system, a wireless communication network is shown as Figure 4: a) a BS at the origin point equipped with a uniform linear array of

$N = 64$ antennas, b) $K = 64$ users are distributed randomly in a circular cell centered at $(100, 0)$ with a radius of 20 meters. $\xi(\delta_j) = T_0 \delta_j^{-\eta}$ denotes the distance-dependent path loss with parameters c) the distances δ_j between j th user and the BS, d) the path loss at reference distance per meter $T_0 = -30$ dB and e) the path loss exponent $\eta = 3.67$ [24]. We denote $h_{(:,j)} = \sqrt{\xi(\delta_j)} \tilde{h}_{(:,j)}$ where $\tilde{h}_{(:,j)}$ denotes j th origin channel gain subjects to Rayleigh fading due to the rich environment of scattering. In order to simplify the experiment, the total power is normalized to 1 while the noise $N_0 B$ at each user is also normalized to 1. The p^{RF} is set as 0.0078 while the threshold sum rate R^{th} is set as 82.71.

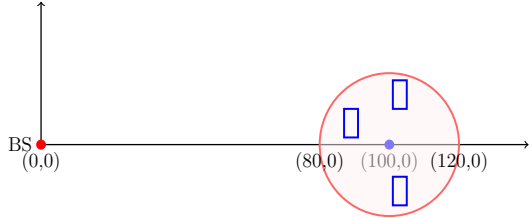


Fig. 4. A two-dimensional Cartesian coordinate system: red solid point in origin denotes the BS while blue rectangles in red ring denotes users.

The implementation of SBQP relies on qpOASES [25] while other parts depend on IPOPT [26]. Both subsolvers are utilized through the Casadi [27] interface with MATLAB 2021b.

B. Implementation and Numerical Comparison

Note that the AD framework consists of two essential parts: AD1 can be solved by any NLP solver, while AD2 is a nonconvex and nonsmooth problem. In AD2, we set $\rho = 1$ as initial penalty parameter and its update factor $\beta = 2$. Moreover, we select Armijo rule as line search method. We initialize the switch vector \bar{x} as $\frac{1}{2} \cdot \mathbf{1}$ to ensure the fairness between the lower and upper bound. To assess the numerical effect of the proposed AD-SBQP algorithm, we compare Algorithm 2 with other two variants of penalty BQP: one method, named by NSPen, solves (13) by adding (10) into (13a) to substitute for (13c), the other penalty method, SPen, solves (15) with the same penalty function (10). Therefore, we call the other two methods in same AD framework as AD-NSPen and AD-SPen temporarily.

TABLE I
NUMERICAL COMPARISON

Methods	AD-SBQP	AD-SPen	AD-NSPen
objective	0.5269	0.5933	0.6093
complementarity	2.9816e-19	6.4000e-07	6.4000e-07
time (seconds)	281.4971	519.0302	1.3190e+03

Table I shows the comparison among objective function, complementarity satisfaction and operation time. It was apparent that the objective function obtained by AD-SBQP is the lowest. Moreover, one can see that the precision of AD-SBQP in complementarity is higher than other algorithms while its computation time is much less.

Figure 5 shows the objective convergence comparison by using the above three methods, all of which converge in four steps. Note that AD-NSPen and AD-SPen solve optimization problem with (9c) directly and trap into different local minimizer while Step 1 of Algorithm 1 avoid it by optimizing without $\varphi(x)$ term.

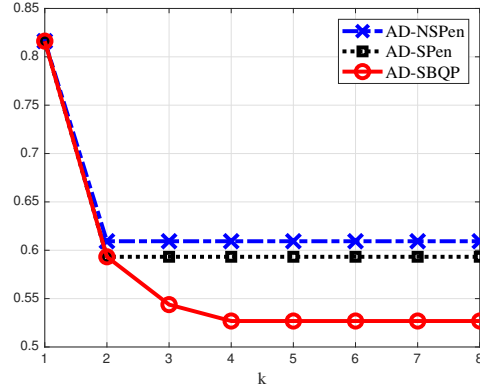


Fig. 5. The blue dash-dotted and black dotted line represent the objective functions with AD-NSPen and AD-SPen respectively. The red solid line denotes the numerical result optimized by Algorithm 2.

Remark 2 When the complementarity tolerance is set as 10^{-10} , even the penalty parameter ρ increase to a very large value as 2^{32} of AD2, both AD-SPen and AD-NSPen will not well satisfy the complementarity tolerance.

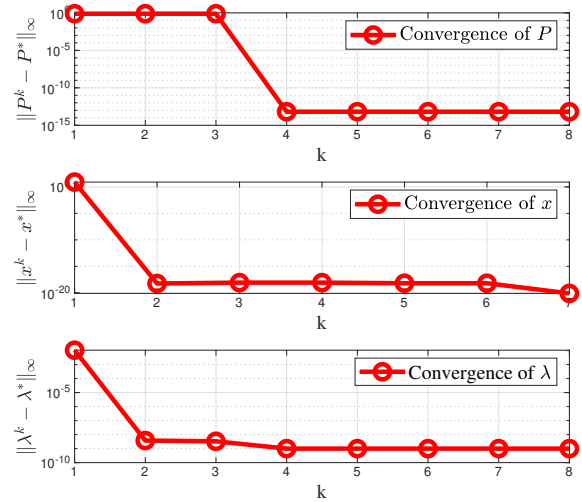


Fig. 6. Convergence of primal variables (P, x) and dual λ .

Figure 6 shows the convergence of primal (P, x) and dual variables λ . One can see that all of the variables converge to optimal solution with only four steps, thus the proposed method can be potentially treated as a real time algorithm.

Furthermore, the objective convergence of $8 \times 8, 16 \times 16, 32 \times 32$ antenna configuration are similar to Figure 5 and Figure 6 with less operation time.

Figure 7 shows the convergence of objective function and complementarity satisfaction at AD2 step in the first iteration of Algorithm 2, and complementarity is well satisfied in two AD2 iterations.

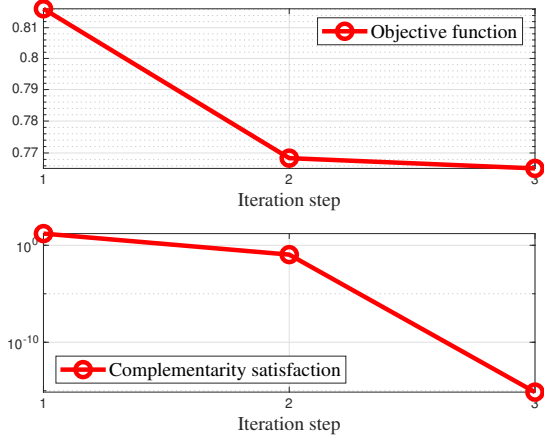


Fig. 7. Objective function $\tilde{F}(x^*)$ and complementarity $|\varphi(x^*)|$ obtained by AD2 of Algorithm 2.

V. CONCLUSION

This work proposed an algorithm to solve Mixed Boolean Nonlinear Programming in an antenna selection scenario. Our simulation of a 64×64 antenna MU-MIMO network shows that, without destroying the BQP structure, AD-SBQP internally uses the linear approximation term of penalty function constructed from Boolean constraints, which results in extremely high complementary satisfaction accuracy compared with other algorithms. Moreover, the power consumption can be reduced to less than 55% in several alternate direction steps.

REFERENCES

- [1] Cheng-Xiang Wang, Fourat Haider, Xiqi Gao, Xiao-Hu You, Yang Yang, Dongfeng Yuan, Hadi M Aggoune, Harald Haas, Simon Fletcher, and Erol Hepsaydir. Cellular architecture and key technologies for 5g wireless communication networks. *IEEE communications magazine*, 52(2):122–130, 2014.
- [2] David Tse and Pramod Viswanath. *Fundamentals of wireless communication*. Cambridge university press, 2005.
- [3] Emil Björnson, Luca Sanguinetti, Jakob Hoydis, and Mérouane Debbah. Optimal design of energy-efficient multi-user mimo systems: Is massive mimo the answer? *IEEE Transactions on wireless communications*, 14(6):3059–3075, 2015.
- [4] Qingqing Wu and Rui Zhang. Intelligent reflecting surface enhanced wireless network via joint active and passive beamforming. *IEEE Transactions on Wireless Communications*, 18(11):5394–5409, 2019.
- [5] Jiayi Zhang, Emil Björnson, Michail Matthaiou, Derrick Wing Kwan Ng, Hong Yang, and David J Love. Prospective multiple antenna technologies for beyond 5g. *IEEE Journal on Selected Areas in Communications*, 38(8):1637–1660, 2020.
- [6] Emil Björnson, Jakob Hoydis, and Luca Sanguinetti. Massive mimo networks: Spectral, energy, and hardware efficiency.
- [7] Yuanming Shi, Jun Zhang, and Khaled B Letaief. Group sparse beamforming for green cloud-ran. *IEEE Transactions on Wireless Communications*, 13(5):2809–2823, 2014.
- [8] Saad Mahboob, Rukhsana Ruby, and Victor CM Leung. Transmit antenna selection for downlink transmission in a massively distributed antenna system using convex optimization. In *2012 Seventh International Conference on Broadband, Wireless Computing, Communication and Applications*, pages 228–233. IEEE, 2012.

- [9] Robert Connelly. On the algorithms of szwarz and federowicz for linear programming problems with boolean variables. Technical report, CARNEGIE INST OF TECH PITTSBURGH PA GRADUATE SCHOOL OF INDUSTRIAL ADMINISTRATION, 1963.
- [10] Stephen Boyd, Stephen P Boyd, and Lieven Vandenberghe. *Convex optimization*. Cambridge university press, 2004.
- [11] Zhi-Quan Luo, Tsung-Hui Chang, D Palomar, and Y Eldar. Sdp relaxation of homogeneous quadratic optimization: approximation. *Convex Optimization in Signal Processing and Communications*, page 117, 2010.
- [12] Lida Kouhalvandi, Osman Ceylan, and Serdar Ozoguz. Automated top-down pruning optimization approach in rf power amplifier designs. *Analogue Integrated Circuits and Signal Processing*, 106(3):525–534, 2021.
- [13] Baojian Zhou, Feng Chen, and Yiming Ying. Stochastic iterative hard thresholding for graph-structured sparsity optimization. In *International Conference on Machine Learning*, pages 7563–7573. PMLR, 2019.
- [14] Jonas Hall, Armin Nurkanović, Florian Messerer, and Moritz Diehl. A sequential convex programming approach to solving quadratic programs and optimal control problems with linear complementarity constraints. *IEEE Control Systems Letters*, 2021.
- [15] Armin Nurkanović, Tommaso Sartor, Sebastian Albrecht, and Moritz Diehl. A Time-Freezing Approach for Numerical Optimal Control of Nonsmooth Differential Equations with State Jumps. *IEEE Control Systems Letters*, 5(2):439–444, 2021.
- [16] Xiang Gao, Ove Edfors, Fredrik Rusek, and Fredrik Tufvesson. Linear pre-coding performance in measured very-large mimo channels. In *2011 IEEE Vehicular Technology Conference (VTC Fall)*, pages 1–5. IEEE, 2011.
- [17] Titus KY Lo. Maximum ratio transmission. In *1999 IEEE international conference on communications (Cat. No. 99CH36311)*, volume 2, pages 1310–1314. IEEE, 1999.
- [18] Emil Björnson and Eduard Jorswieck. *Optimal resource allocation in coordinated multi-cell systems*. Now Publishers Inc, 2013.
- [19] Shahab Sanayei and Aria Nosratinia. Antenna selection in mimo systems. *IEEE Communications magazine*, 42(10):68–73, 2004.
- [20] Xiang Gao, Ove Edfors, Fredrik Tufvesson, and Erik G Larsson. Massive mimo in real propagation environments: Do all antennas contribute equally? *IEEE Transactions on Communications*, 63(11):3917–3928, 2015.
- [21] Xunan Li, Chong Li, and Ye Jin. Dynamic resource allocation for transmit power minimization in ofdm-based noma systems. *IEEE Communications Letters*, 20(12):2558–2561, 2016.
- [22] Daniel Ralph* and Stephen J Wright. Some properties of regularization and penalization schemes for mpecs. *Optimization Methods and Software*, 19(5):527–556, 2004.
- [23] Jorge Nocedal and Stephen Wright. *Numerical optimization*. Springer Science & Business Media, 2006.
- [24] Evolved Universal Terrestrial Radio Access. Further advancements for e-utra physical layer aspects (release 9), 3gpp. *TS*, 36:V9, 2010.
- [25] H.J. Ferreau, C. Kirches, A. Potschka, H.G. Bock, and M. Diehl. qpOASES: A parametric active-set algorithm for quadratic programming. *Mathematical Programming Computation*, 6(4):327–363, 2014.
- [26] Andreas Wächter and Lorenz T Biegler. On the implementation of an interior-point filter line-search algorithm for large-scale nonlinear programming. *Mathematical programming*, 106(1):25–57, 2006.
- [27] Joel A E Andersson, Joris Gillis, Greg Horn, James B Rawlings, and Moritz Diehl. CasADi – A software framework for nonlinear optimization and optimal control. *Mathematical Programming Computation*, 11(1):1–36, 2019.