
GRAPH NEURAL NETWORKS DESIGNED FOR DIFFERENT GRAPH TYPES: A SURVEY

A PREPRINT

Josephine M. Thomas^{1*}, Alice Moallem-Oureh^{1*}, Silvia Beddar-Wiesing^{1*}, Clara Holzhüter^{1,2 *}

GAIN – Graphs in Artificial Intelligence and Machine Learning,

¹Intelligent Embedded Systems, University of Kassel, Germany

²Fraunhofer Institute for Energy Economics and Energy System Technology (IEE), Kassel, Germany

{jthomas, amoallem, s.beddarwiesing}@uni-kassel.de

clara.juliane.holzhuetter@iee.fraunhofer.de

December 13, 2022

ABSTRACT

Graphs are ubiquitous in nature and can therefore serve as models for many practical but also theoretical problems. For this purpose, they can be defined as many different types which suitably reflect the individual contexts of the represented problem. To address cutting-edge problems based on graph data, the research field of Graph Neural Networks (GNNs) has emerged. Despite the field's youth and the speed at which new models are developed, many recent surveys have been published to keep track of them. Nevertheless, it has not yet been gathered which GNN can process what kind of graph types. In this survey, we give a detailed overview of already existing GNNs and, unlike previous surveys, categorize them according to their ability to handle different graph types and properties. We consider GNNs operating on static and dynamic graphs of different structural constitutions, with or without node or edge attributes. Moreover, we distinguish between GNN models for discrete-time or continuous-time dynamic graphs and group the models according to their architecture. We find that there are still graph types that are not or only rarely covered by existing GNN models. We point out where models are missing and give potential reasons for their absence.

Keywords Graph Neural Networks · Graph Types · Graph Properties · Survey

1 Introduction

Over the last decades, neural networks (NNs) have become increasingly important. Their development dates back to the early 1940s [2]². With increasing computational power and the possibility of utilizing Deep Learning (DL), their applications have reached most parts of society, from detecting cancer [51] to playing computer games [31, 67]. Nevertheless, classical NNs are limited to Euclidean data. Given the rising amount of non-Euclidean data [8] and the fact that graphs are a suitable mathematical representation for many theoretical and practical problems, several authors started investigating NNs on particular graph problems [11, 41] or so-called „structures“ [69, 70] in the 90s. With an ever-increasing amount of graph data available (see, e.g., repositories [58], or OGB [28]) in many applications (e.g., traffic [49, 58], citation [16, 32, 55, 77], biological or medical [40, 83, 90, 103], social [53, 57, 79], recommendation [59, 81, 92]), so-called Graph Neural Networks (GNNs) have become a thriving research field.

Therefore, many surveys have recently conducted intensive research on GNN models, e.g., [5, 36, 68, 102]. However, most GNN models are either limited to a specific graph type or developed to address particular problems. E.g., Hier-GNN [10] is developed especially for hierarchical graphs, MXMNet [98] for multiplex graphs, and EpiGNN [40] focuses on learning the evolution of an epidemic. On the other hand, real-world graphs are diverse. In many cases, they

^{*}All authors contributed equally.

²[2] provides a historical overview up to the end of the 1980s.

contain heterogeneous nodes or edges and evolve dynamically. One example of a heterogeneous graph is a power grid representation in which the nodes could have different types, such as ‘solar power plants’, ‘wind parks’, or ‘nuclear power plants’. An example of a dynamic graph is a social network with time-changing nodes and the connections among them. However, no comprehensive overview is available that investigates which graph types are addressed by existing GNN models. Since the graph type plays a vital role in choosing a model to solve a graph problem, it is essential to provide an overview of the latest collection of GNNs.

This survey aims to fill this gap by providing an outline of GNNs for all graph types and pointing out the absent GNN models for static and dynamic graphs. As a comprehensive overview of the different graph types is missing, the first contribution of this survey consists of the definition and overview of these. It covers basic structural graph types (e.g., directed, multi-, heterogeneous, or hypergraphs) for static and dynamic graphs in discrete and continuous-time and the so-called semantic graph types (e.g., cyclic, regular, and bipartite graphs). This categorization approach is advantageous because some GNN models are restricted to specific graph properties. The second contribution is an analysis of which graph types can be handled by currently available GNN models. As a third contribution, we relate the GNN models to each other regarding their architecture. The final contribution consists in analyzing what graph types cannot be handled by current GNN models, including explanations for these gaps.

Due to the vast amount of publications in the field, this survey cannot cover all existing models. Therefore, this survey aims to cover the most important models and list only one or two models for each graph type or property to illustrate the existence of at least one model. The following criteria determine the importance of the models for the choice: 1) Up-to-dateness of the model, 2) relevance of the model concerning the number of citations and its use as a baseline in other publications, 3) the generality of the model (e.g., that it is not only applicable to a particular domain), 4) explicitness in addressing the listed graph properties, and 5) simplicity of the model (e.g., if two models fulfill the same task, priority is given to the simpler one).

This paper is structured as follows. Sec. 2 contains related work. In Sec. 3, the considered graphs and their properties are defined in 3.1, while preliminary definitions concerning GNNs are given in 3.2. Sections 4 to 7 constitute the central part of the paper and deal with GNN models focusing on structural graph properties (Sec. 4), dynamic graph properties (Sec. 5), semantic graph properties (Sec. 6) and combined or other GNN models (Sec. 7). Here, each section contains a table showing which graph types and properties are addressed by existing GNN models, a description of the applied GNN techniques, and an evaluation of why current models might not cover specific properties. Note that many models have the same acronym in the respective publication. Therefore we altered some of them to distinguish the models and improve readability. Finally, Sec. 8 concludes the work and points out future challenges.

2 Related Work

Several surveys that review GNNs concerning different aspects have been proposed over the last few years. Multiple surveys provide a more detailed overview of specific types of methods, such as convolutional GNNs [17, 99, 100], GNNs using attention mechanisms [42], or Bayesian GNNs [64]. Furthermore, many existing surveys focus on specific application areas [33, 66, 85], such as natural language processing [84], combinatorial optimization [54], or power systems [44]. Other publications reviewing GNN models concentrate on specific aspects such as explainability [95], or the expressive power of GNNs [60]. Unlike these publications, we provide a more general survey, which is neither limited to particular types of methods or aspects nor explicit application fields.

[9] provides a broad survey of graph embedding techniques, including methods apart from deep learning, such as matrix factorization or graph kernels, similar to [12, 20, 23]. In [8], an overview of deep learning methods applicable to non-Euclidian data is provided. The survey does not only focus on graphs but aims to cover methods of geometric deep learning in general, including its applications, challenges, and future directions. Concerning GNNs, it primarily surveys convolutional methods. However, the aforementioned surveys do not cover methods for dynamic graphs. In contrast, [86] covers spatial-temporal GNNs, convolutional methods, recurrent GNNs, and graph autoencoders. The investigated methods are grouped according to these categories. Similarly, [101] reviews models by the type of GNN they apply. However, these categories differ from [86] such that instead of spatial-temporal GNNs, graph reinforcement learning and adversarial methods are discussed. Both methods only partially cover dynamic graph models.

Further publications such as [5, 36, 68] explicitly focus on models for dynamic graphs. [68] further groups the reviewed models concerning the encoded type of dynamics (e.g., node dynamic, edge-growing) and the applied methods. While [5] and [68] survey models for dynamic graphs only, [36] also reviews several static methods. However, the corresponding chapter of this survey aims to better understand the basic concepts for static graphs, which can be extended to dynamic graphs, rather than reviewing methods for static graphs. None of the above-mentioned surveys categorizes the reviewed methods for different graph types and their semantic properties. The only survey that explicitly investigates GNN models concerning the graph types is [102]. However, it does not consider all graph types covered in

this survey since we provide a more fine-grained distinction of different graph properties. Moreover, the authors of [102] focus on the pipeline of designing a GNN, including identifying the graph type and additional network modules such as pooling or sampling. Accordingly, it takes a different point of view and reviews GNN models amongst other modules, which can be integrated into a deep learning pipeline.

Our contribution is a detailed overview of existing GNNs and their categorization into certain types of methods, but more importantly, the types of graphs they can process. Unlike many existing surveys, we consider static and dynamic graphs. Moreover, we group the corresponding dynamic GNNs into discrete-time and continuous-time dynamic models while considering the node and edge attributes and the graph’s topology.

3 Foundations

The application of graphs takes place in many different fields. The reason for this is the high degree of freedom in designing a graph and, thus, in representing information. Therefore, many different graph types have been developed and extended over time. To give the reader a comprehensive insight into all graph types and associated GNNs, this section defines graph types and properties in detail and presents them in order. This work is taken from [75]. Readers who are already familiar with the different graph types and properties may omit this section and go on to the following section, Sec. 4, for an overview of existing GNN models and architectures.

For the remainder of this section, it is assumed that the reader has basic knowledge of analysis and linear algebra (see, for example, [1, 72]). A table containing the most frequently used notation can be found in Sec. 9.

3.1 Graphs And Their Properties

At first, the considered graph properties and graph types have to be defined to survey for which graph types and properties GNN models exist. These definitions are given here, and some graph-related terms are needed throughout the paper. All basic definitions concerning graph types and their structural properties are taken from [75] and given here for the comfort of the reader.

In the following, elementary graph types are defined. They form the basis for all graphs to which neural networks have already been applied or might be applied in the future.

Definition 3.1 (Static Graphs: Elementary)

1. A **directed (simple) graph** is a tuple $G = (\mathcal{V}, \mathcal{E})$ containing a set of nodes $\mathcal{V} \subset \mathbb{N}$ and a set of directed edges given as tuples $\mathcal{E} \subseteq \mathcal{V} \times \mathcal{V}$.
2. A **(generalized) directed hypergraph** is a tuple $G = (\mathcal{V}, \mathcal{E})$ with nodes $\mathcal{V} \subset \mathbb{N}$ and hyperedges

$$\mathcal{E} \subseteq \{(\mathbf{x}, f_i)_i \mid \mathbf{x} \subseteq \mathcal{V}, f_i : \mathbf{x} \rightarrow \mathbb{N}_0\}$$

that include a numbering map f_i for the i -th edge $(\mathbf{x}, f_i)_i$ which indicates the order of the nodes in the (generalized) directed hyperedge. W.l.o.g. it can be assumed that the numbering is gap-free, so if there exists a node $u \in \mathbf{x}$ with $f(u) = k > 1$ then there will also exist a node v s.t. $f(v) = k - 1$.

These graphs are called elementary because every other graph is a composition of them. In this sense, a **directed hypergraph** is a directed graph that simultaneously is a hypergraph. Since one can not only combine elementary graphs but also extend them with additional properties, in what follows, four different types of graph properties, namely the static and dynamic structural, semantic and advanced topological graph properties, are introduced.

Definition 3.2 (Static Structural Graph Properties)

An elementary graph $G = (\mathcal{V}, \mathcal{E})$ is called

1. **undirected** if the edge directions are irrelevant, i.e.,
 - for directed graphs: if $(u, v) \in \mathcal{E}$ whenever $(v, u) \in \mathcal{E}$ for $u, v \in \mathcal{V}$. Then, the edges can be denoted as a set of sets instead of a set of tuples, namely

$$\mathcal{E} \subseteq \{\{u, v\} \mid u, v \in \mathcal{V}, u \neq v\} \cup \{\{u\} \mid u \in \mathcal{V}\}^3,$$

- for directed hypergraphs: if $f_i : \mathbf{x} \rightarrow 0$ for all $(\mathbf{x}, f_i)_i \in \mathcal{E}^4$. Abbreviated by $\mathcal{E} \subseteq \{\mathbf{x} \mid \mathbf{x} \subseteq \mathcal{V}\}$.

In what follows \mathcal{G}_u is the set of all undirected graphs.

³the second set contains the set of self-loops

⁴ $f_i(\mathbf{x}) = 0$ encodes that \mathbf{x} is an undirected hyperedge

2. **multigraph** if it is a multi-edge graph, i.e., the edges \mathcal{E} are defined as a multiset⁵, a multi-node graph, i.e., the node set \mathcal{V} is a multiset, or both. All multigraphs are written as the set \mathcal{G}_m .
3. **heterogeneous** if the nodes or edges can have different types (node- or edge-heterogeneous). Mathematically, the type is appended to the nodes and edges. I.e., the node set is determined by $\mathcal{V} \subseteq \mathbb{N} \times \mathcal{S}$ with a node type set \mathcal{S} and thus, a node $(v, s) \in \mathcal{V}$ is given by the node v itself and its type s . The edges can be extended by a set \mathcal{R} that describes their types, to $(e, r) \forall e \in \mathcal{E}$ of edge type $r \in \mathcal{R}$.
4. **attributed** if the nodes \mathcal{V} or edges \mathcal{E} are equipped with node- or edge attributes. These attributes are formally given by a node attribute function and an edge attribute function, respectively, i.e. $\alpha : \mathcal{V} \rightarrow \mathcal{A}$ and $\omega : \mathcal{E} \rightarrow \mathcal{W}$, where \mathcal{A} and \mathcal{W} are arbitrary attribute sets. In case there are only node attributes the graph is called **node-attributed** (or node labeled/node features), in case of just edge attributes it is called **edge-attributed** and if we have $\mathcal{W} \subseteq \mathbb{R}$ it is called **weighted**. The set of all attributed graphs is denoted as \mathcal{G}_a .

Fig. 1 shows examples for each graph type up to this point.

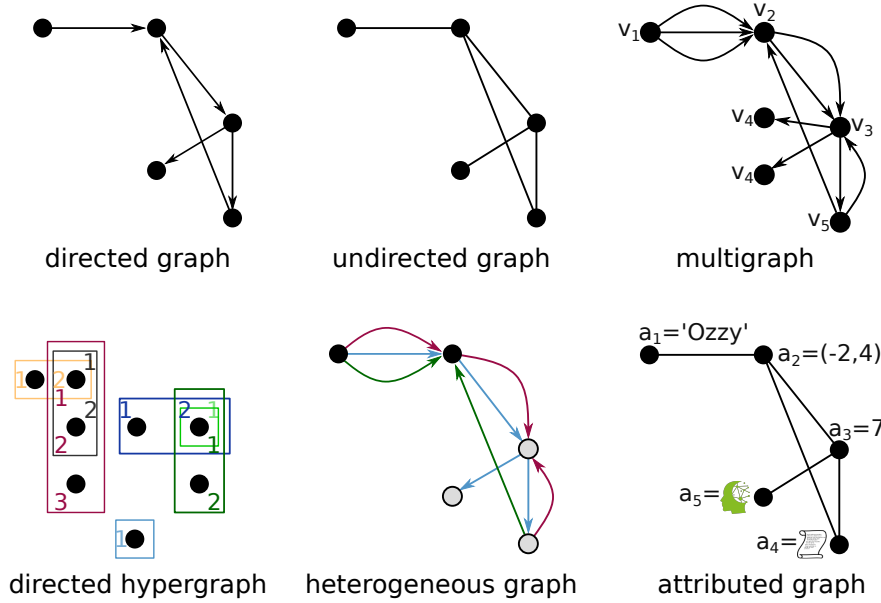


Figure 1: Visualization of different elementary static graph types.

The term **static** in these structural properties stands for the absence of temporal dependence. This means, in particular, that once the graph is given, it never changes with time. In contrast, the so-called (temporal) dynamic structural graph properties are listed in the following.

Definition 3.3 (Dynamic Structural Graph Properties)

A graph is called

1. **dynamic** if the graph structure or the graph properties are time dependent. In the following, the notion $G_i = (\mathcal{V}_i, \mathcal{E}_i)$, $t_i \in T$ is used, where T is a set of timestamps to emphasize the time-dependence and therefore the dynamics.
2. **growing** if it is dynamic and the node or edge sets evolve w.r.t. addition of new nodes and edges respectively. I.e., for all $t_i \in T$ it holds

$$\mathcal{V}_i \subseteq \mathcal{V}_{i+1} \quad \text{or} \quad \mathcal{E}_i \subseteq \mathcal{E}_{i+1}.$$

3. **shrinking** if it is dynamic and we just allow node or edge set evolution w.r.t. deletions of nodes and edges respectively. I.e., for all $t_i \in T$, it is

$$\mathcal{V}_i \supseteq \mathcal{V}_{i+1} \quad \text{or} \quad \mathcal{E}_i \supseteq \mathcal{E}_{i+1}.$$

4. **strictly growing/shrinking** if we consider only real inclusions in definition 2 and 3 above.
5. **structure-dynamic** if it is growing, shrinking or both simultaneously, i.e., in particular, the nodes \mathcal{V} or edges \mathcal{E} evolve over time due to additions or deletions of nodes or edges⁶.

⁵A multiset is a set that can have entries which occur multiple times.

⁶[36] also mentions splits and merges of nodes and edges. Obviously, these events are sequences of additions and deletions.

6. **attribute-dynamic** if the node or edge attribute function is time-dependent. Thus, we extend our notions of the attribute functions to $\alpha_i : \mathcal{V}_i \rightarrow \mathcal{A}$ and $\omega_i : \mathcal{E}_i \rightarrow \mathcal{W}$, for all $t_i \in T$.
7. **type-dynamic** if the graph type evolves over time. E.g., an undirected graph becomes directed from one to another time step.

Structurally, these dynamics describe different temporal behaviors of graphs. When processing dynamic graphs, they are typically defined either as discrete-time or continuous-time representations.

Definition 3.4 (Dynamic Graph Representation)

1. A dynamic graph in **discrete-time representation** is given by a set $\mathcal{G} = \{g_1, \dots, g_k\}$ of graph snapshots g_i at time steps $i = 1, \dots, k$. Here, $g_i := (\mathcal{V}_i, \mathcal{E}_i)$ are static graphs with nodes \mathcal{V} and edges $\mathcal{E}_i \subseteq \{(u, v) \mid u, v \in \mathcal{V}_i\}$.
2. A dynamic graph in **continuous-time representation** is defined by a set $G = \{g_{t_0}, \mathbb{E}\}$ containing an initial static graph at time stamp $t_0 \in \mathcal{T}$ and a set $\mathbb{E} = \{e_t, t \in \mathcal{T}\}$ of events encoding a structural or attribute change at time stamp $t > t_0 \in \mathcal{T}$.

Not all combined graphs are equally important in the literature and especially for GNNs. The following introduces some combined graph types of specific interest with proper names.

Definition 3.5 (Combined Static Graphs)

1. **Knowledge graphs** are defined in several ways. In [81], they are defined as heterogeneous directed graphs, while in [94] knowledge graphs are the same as edge-heterogeneous graphs. But there are also definitions that do not see a knowledge graph as a graph combined from the aforementioned types, see for example [15] for an overview.
2. A **multi-relational graph** [22] is an edge-heterogeneous but node-homogeneous graph.
3. A **content-associated heterogeneous graph** is a heterogeneous graph with node attributes that correspond to heterogeneous data like, e.g., attributes, text or images [97].
4. A **multiplex graph/multi-channel graph** corresponds to an edge-heterogeneous graph with self-loops [22]. Here, we have k layers, where each layer consists of the same node set \mathcal{V} , but different edge sets $\mathcal{E}^{(k)}$. Additionally, inter-layer edges $\tilde{\mathcal{E}}$ exist between the same nodes across different layers.
5. A **spatio-temporal graph** is a multiplex graph where edges per each layer are interpreted as spatial edges and the inter-layer edges indicate temporal steps between a layer at time step t and $t + 1$. They are called temporal edges [35].

Remark. All combined static graphs can also be dynamic.

Besides the structural properties, a graph can have semantic properties that do not explicitly change its structure but result from applying or interpreting the graph information. Some GNNs are limited or specialized to these properties defined in the following.

Definition 3.6 (Semantic Graph Properties)

An elementary graph $G = (\mathcal{V}, \mathcal{E})$ is called

1. **complete** if all pairwise different nodes are connected through an edge, i.e., $\mathcal{E} = \{(u, v) \in \mathcal{V} \times \mathcal{V} \mid u \neq v\}$.
2. **r -regular** if each node $v \in \mathcal{V}$ has $r \in \mathbb{N}$ neighbors, i.e.,

$$|\mathcal{N}(v)| := |\{u \in \mathcal{V} \mid (u, v) \in \mathcal{E}\}| = r.$$

3. **bipartite** if there exists a disjoint node decomposition into two sets $\mathcal{V} = \mathcal{U} \cup \mathcal{W}$, such that the edges are of the form $\mathcal{E} \subseteq \mathcal{U} \times \mathcal{W}$.
4. **connected** if the graph is undirected and for all node pairs $v, w \in \mathcal{V}$ there is a path from v to w in G . An elementary graph is called **weakly connected** if the underlying undirected graph is connected and it is **strongly connected** if for all node pairs $v, w \in \mathcal{V}$ there is a directed path from v to w in G .
5. **cyclic** if it contains a cycle of length $k \in \mathbb{N}$, i.e., there exists a subgraph $H = (\{v_1, \dots, v_k\}, \{e_1, \dots, e_k\}) \subseteq G$, $v_i \in \mathcal{V}$, $e_i \in \mathcal{E} \forall i$, such that the series of nodes and edges $v_1, e_1, v_2, \dots, v_k, e_k, v_1$ is a closed (directed) path called **(directed) cycle** of length k with $v_i \neq v_j \forall i, j$. Otherwise, it is called **acyclic** or a **forest**.
6. **tree** if it is a connected forest. In case each node in the tree has at most two neighbors it is called **binary tree** [18]. A **polytree** is a directed graph whose underlying undirected graph is a tree [13].
7. **recursive**, if an edge e can include nodes as well as edges, i.e., $e \subseteq \mathcal{V} \cup \mathcal{E}$ [89].
8. **level- $(l + 1)$ hierarchical** w.r.t. a level- l base graph $H = (\tilde{\mathcal{V}}, \tilde{\mathcal{E}})$ if one can find a complete partitioning of H into $k \geq 1$ non-empty, connected sets of nodes $\tilde{\mathcal{V}}_1, \dots, \tilde{\mathcal{V}}_k$. Such that each set of nodes $\tilde{\mathcal{V}}_i \subseteq \tilde{\mathcal{V}}$ induces a subgraph $sub_i(H) = (\mathcal{V}_i, \tilde{\mathcal{E}}_i \subseteq \tilde{\mathcal{E}})$ with $\tilde{\mathcal{E}}_i = \{(v_1, v_2) \in \tilde{\mathcal{E}} \mid v_1, v_2 \in \tilde{\mathcal{V}}_i\}$. Each of these subgraphs, in turn, corresponds to a node in the hierarchical graph G . Edges in H correspond to edges in G between nodes v_i, v_j of two different subgraphs $sub_i(H), sub_j(H)$ [71].

9. **scale-free**, if its node degree distribution $P(d)$ follows a power law $P(d) \propto d^{-\gamma}$, where γ typically lies within the range $2 < \gamma < 3$.
10. **hyperbolic**, if its hidden underlying space is hyperbolic. This is the case, if G has a tree-like structure, is scale-free and has a high clustering coefficient [38].

Fig. 2 shows examples for each semantic graph property by applying it to undirected graphs.

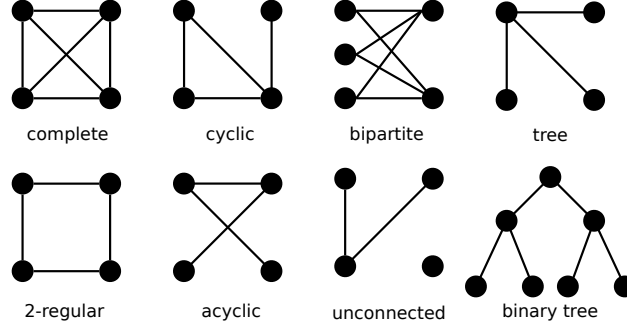


Figure 2: Semantic graph properties illustrated for undirected graphs.

In the following chapter, we introduce the basic architectures for GNNs that make up all the GNNs in this survey. In order to be able to describe these appropriately, we list some frequently occurring graph-related terms beforehand.

Definition 3.7 (Graph related terms)

Let $G := (\mathcal{V}, \mathcal{E})$ be a graph.

1. The **degree of a node** $v \in \mathcal{V}$ is given by $\delta(v) = |\{e \in \mathcal{E} \mid v \in e\}|$. For directed graphs, the **out- or indegree** of v is the number of edges starting in v or ending in v , respectively. The **degree of an edge** $e \in \mathcal{E}$ is determined by $|e|$, i.e., by the number of nodes contained in the edge.
2. The **graph Laplacian** or **Laplacian matrix** L is defined by $L = D - A$, where D is the degree matrix and A the adjacency matrix. In Graph Convolutional Neural Networks, it is mostly used in a normalized version, e.g., the symmetric and normalized graph Laplacian $L_{norm} = \tilde{D}^{-\frac{1}{2}} \tilde{A} \tilde{D}^{-\frac{1}{2}}$, where \tilde{A} the adjacency matrix with self connections and \tilde{D} the degree matrix with self-loops.
3. An entry $y_{i,j}$ of the **incidence matrix** $Y \in \{0, 1\}^{|\mathcal{V}| \times |\mathcal{E}|}$ of a graph $G = (\mathcal{V}, \mathcal{E})$ is 1, if the node i is incident to edge j , and 0 otherwise. For non-hypergraphs, the incidence matrix has exactly 2 entries per row that are non-zero.
4. Let $\tilde{\mathcal{V}} \subseteq \mathcal{V}$ be a set of nodes. Then, the **induced subgraph of $\tilde{\mathcal{V}}$** is defined by a graph $G(\tilde{\mathcal{V}}) = (\tilde{\mathcal{V}}, \tilde{\mathcal{E}})$ with edges $\tilde{\mathcal{E}} = \{e \in \mathcal{E} \mid e \subseteq \tilde{\mathcal{V}}\}$ between the nodes of $\tilde{\mathcal{V}}$.
5. A **path** from $u \in \mathcal{V}$ to $v \in \mathcal{V}$, denoted by $p(u, v) := e_1, \dots, e_k \in \mathcal{E}$ is a sequence of edges, for which there is a sequence of nodes (z_1, \dots, z_{k+1}) such that $e_i = (z_i, z_{i+1})$ for $i = 2, \dots, k$ and $e_1 = (u, x)$ and $e_{k+1} = (y, v)$ for some $x, y \in \mathcal{V}$.
6. The **path length** of a path $p(u, v) = e_1, \dots, e_k$ corresponds to the sequences length, i.e., $\text{len}(p(u, v)) = k$.
7. A **random walk of length k** is given by a path of length k whose edges are selected iteratively and random.
8. A **metapath** on a heterogeneous graph describes a relation between two node types in the form of an ordered sequence of node and edge relation types between them.

3.2 GNN Preliminaries

GNNs define the adaptation of traditional NNs to graph data and aim to learn high-level representations of graphs in an end-to-end fashion by applying several network layers. They can be applied to all classical machine learning problems, such as classification, regression, or clustering, for entire graphs and subgraphs at a node or edge level. Each layer computes a new representation of the graph or its components. A typical procedure is to update the representation for the nodes in each layer by propagating information through the graph. A task-specific prediction can then be made using the learned representation and a suitable decoder function. For node classification, e.g., a typical choice for the decoder is a standard MLP with a softmax activation as the output function. It maps the learned representation to a vector indicating the class probabilities for all nodes. At the edge level, a frequently considered task is link prediction which aims to predict the probability of the existence of an edge. The corresponding decoder is often implemented as a logistic regression classifier since the existence of an edge can be expressed as a two-class problem.

Different types of GNNs specify the computation of the node representation in the GNN layers. According to [7], the following relation of GNN approaches applies:

$$\text{message-passing} \supseteq \text{attention} \supseteq \text{convolution}$$

Therefore, these are introduced one after the other, from the most general case to special ones. A visualization of the three GNN layer types is shown in figure 3. The Recurrent Neural Networks coexist with the message-passing and will be introduced afterward. Combined with GNNs, it is particularly relevant for dynamic graph learning problems due to its ability to model temporal data.

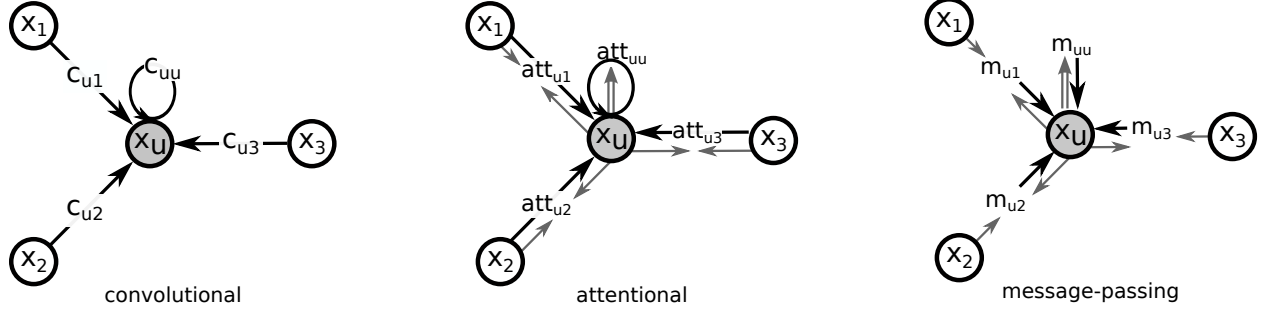


Figure 3: Visualization of the information propagation process in the three different types of GNN layers for node u and its neighbors. The idea for the figure is taken from [7, Fig. 17]. *Left:* In convolutional layers, the node features x_v of the neighbors $v \in \{1, \dots, 3\}$ of node u are multiplied with a constant $c_{u,v}$ to form the message. *Middle:* In attentional layers, this multiplier is computed via an attention mechanism $att_{uv} = att(x_u, x_v)$ between the source and the target nodes u, v . *Right:* In message-passing layers, the messages m_{uv} are computed explicitly from the source and target node representations, i.e., $m_{uv} = \psi(x_u, x_v)$.

3.2.1 Message-Passing

Message-passing determines which and how much information is forwarded between two nodes, e.g., via their connecting edges. The resulting representation h_u of node u is computed from the node representations $x_v \forall v \in \mathcal{V}$:

$$h_u = \phi \left(x_u, \bigoplus_{v \in \mathcal{N}(u)} \psi(x_u, x_v) \right), \quad (1)$$

where ψ is a learnable message function that assigns an information vector to the pair u, v . Typically, ψ is defined as multiplication with a learnable weight matrix, and its output is denoted as a message. The aggregation \oplus depicts the message-passing process on the graph, which in most cases is implemented as a non-parametric operation such as sum, mean, or maximum. $\mathcal{N}(u)$ denotes a neighborhood of node u and ϕ is an activation function [7].

3.2.2 (Multi-head) Graph Attention

Graph attention is a special case of message-passing [7]. Here, the message is computed by applying a learnable function ψ to each neighboring node weighted by a so-called *attention* factor. Typically, the function ψ is shared across all neighbors, whereas the attention is computed individually for each node pair. The attention mechanism specifies the message-passing rule in the aggregation function as follows:

$$h_u = \phi \left(x_u, \bigoplus_{v \in \mathcal{N}(u)} att(x_u, x_v) \psi(x_v) \right), \quad (2)$$

where the attention function att is learnable and determines the effect of the message from neighbor v with representation $\psi(x_v)$ to the hidden representation h_u of node u . Additionally, the attention coefficients are normalized respectively. Furthermore, if \oplus is a sum, the aggregation is a linear combination considering feature-specific weights for the neighbors.

Multi-head attention extends the attention mechanism to K different attention functions [80] and is determined by

$$h_u = \bigparallel_{k \in [K]} \phi \left(x_u, \bigoplus_{v \in \mathcal{N}(u)} att_k(x_u, x_v) \psi(x_v) \right), \quad (3)$$

where \parallel denotes the concatenation operation. The K different attention functions, also referred to as *attention heads* are computed independently. In [80], a concrete implementation of an attention mechanism is proposed. The according self-attention function $\text{att} : \mathbb{R}^{\dim(\mathbf{h})} \times \mathbb{R}^{\dim(\mathbf{h})} \rightarrow \mathbb{R}$ outputs an attention weight

$$\omega_{i,j} := \text{att}(\mathbf{W}\mathbf{h}_i, \mathbf{W}\mathbf{h}_j)$$

for an edge (i, j) given the incident node embeddings $\mathbf{h}_i, \mathbf{h}_j$ to indicate the importance of the features of node j to node i for all node pairs $i, j \in \mathcal{V}$. Considering the neighborhoods given in the graph, the attention mechanism can be defined by

$$a_{i,j} := \text{softmax}_j(\omega_{i,j}) = \frac{\exp \omega_{i,j}}{\sum_{k \in \mathcal{N}(i)} \exp \omega_{i,k}}.$$

3.2.3 Spatial and Spectral Graph Convolutions

Compared to the attention approach, the graph convolution aggregates the neighbored nodes directly using fixed weights [7] by

$$\mathbf{h}_u = \phi \left(\mathbf{x}_u, \bigoplus_{v \in \mathcal{N}(u)} c_{u,v} \psi(\mathbf{x}_v) \right), \quad (4)$$

where $c_{u,v}$ is a factor indicating the impact of neighbor v on the hidden representation of node u . Note that $c_{u,v}$ is a pre-defined constant instead of a node-specific function, as is the case for attention layers. For spatial convolution, $c_{u,v}$ is usually given by the (weighted) adjacency matrix and thus includes structural information. For spectral convolution, spectral filters dependent on the graph Laplacian (c.f. 3.7.2) determine the weights of all nodes in the graph integrating structural information implicitly. If the aggregation is a sum, the layer can be interpreted as linear diffusion or position-dependent linear filtering.

An example of a concrete implementation of a basic spatial convolution in layer $l - 1$ is given in, e.g., [52]:

$$h_u^{(l+1)} = \sigma(W_1 h_u + W_2 \sum_{v \in \mathcal{N}(u)} h_v^{(l)}). \quad (5)$$

W_1 and W_2 are learnable weight matrices and σ is an activation function such as $\text{ReLU}(\cdot) = \max(0, \cdot)$.

An implementation of a standard spectral convolution is given in, e.g., [37]. The layer-wise propagation rule in layer l is determined by

$$\mathbf{H}^{(l+1)} = \sigma \left(\underbrace{\tilde{\mathbf{D}}^{-\frac{1}{2}} \tilde{\mathbf{A}} \tilde{\mathbf{D}}^{-\frac{1}{2}}}_{\mathbf{L}_{\text{norm}}} \mathbf{H}^{(l)} \mathbf{W}^{(l)} \right), \quad (6)$$

where $\tilde{\mathbf{A}} = \mathbf{A} + \mathbf{E}$ is the adjacency matrix with added self connections, \mathbf{E} is the identity matrix, $\tilde{\mathbf{D}}$ is the degree matrix of the graph with self-loops, and \mathbf{L}_{norm} is the normalized graph Laplacian. σ is an activation function, and \mathbf{W} is a learnable weight matrix functioning as a filter.

3.2.4 Recurrent Neural Networks

For each time step t , the Recurrent Neural Network (RNN) calculates a hidden representation using historical information together with the current input $\mathbf{X}^{(t)}$ [7]. First, the input is transformed by an encoder function f to a representation vector $\mathbf{z}^{(t)} = f(\mathbf{X}^{(t)})$. Then, $\mathbf{z}^{(t)}$ is aggregated together with the previous information by an update function $R : \mathbb{R}^k \times \mathbb{R}^m \rightarrow \mathbb{R}^m$ that additionally considers the hidden representation from the time step before. Altogether, a basic RNN is formalized by

$$h^{(t)} = R(\mathbf{z}^{(t)}, h^{(t-1)}).$$

In the context of graph learning, the node feature matrix is commonly used as initial input \mathbf{X}^0 . Furthermore, in various GNNs for dynamic graphs, GCN layers are combined with RNNs by, e.g., modeling the GCN weight evolution with an RNN or propagating the learned structural information from one timestamp to the next timestamp.

4 Models Focusing on Structural Graph Properties

Learning on simple graphs is most prevalent in the research of GNNs. The elementary graph structure can already model relations in the data, and the mathematical foundations go back to the 17th century. After the most prominent introduction of Graph Neural Networks in 2008 by Scarselli et al. [62] for learning on static node-attributed graphs, many different extensions have been proposed. An overview of GNN models for simple static graphs is discussed in Sec. 4.1. Their approaches often build on the graph information processing scheme of Scarselli et al. and adapt it to new applications and several structural graph properties.

One of the extensions includes the higher-order representation of relational data with the aid of elementary hypergraphs. Hypergraph theory is still a young field and has been essentially developed by Claude Berge [6] in the 1970s. Learning on hypergraphs has also emerged as part of research in recent years and has much potential for applications on differently structured hypergraphs, as illustrated in the table in Sec. 4.2.

4.1 GNNs for Simple Graphs

The number of GNNs for simple graphs has increased immensely in the past years, so the following table does not list all of them but gives an overview of a selection of GNNs modeled for simple graphs with structural properties defined in Def. 3.2. This demonstrates which graph types have already been considered in GNN research. The models are selected according to their up-to-dateness, relevance, general applicability, explicit addressing of a specific graph type, and simplicity, as discussed in the introduction. Note that in the case of processing attributed graphs, the attributes have to be encoded in d -dimensional vectors. To apply the corresponding models to arbitrary attributed graphs, preprocessing steps have to be utilized, e.g., as employed in [97].

Graph Type		Models	Problem	Data Category
graph	directed	GenRecN[70]	graph classification	logic terms
	undirected	GNN* [62]	subgraph matching, graph classification, web page ranking	synthetic, mutagenesis (molecules)
	node-attributed	GAT [80]	node and graph classification	citation networks, protein interaction
		CapsGNN [88]		biological-, social networks
		WL[52]	graph classification, attribute prediction	biological-, social networks, molecules
	edge-attributed	—		
	attributed	EGNN [19], PG-GNN [87]	graph classification, node and edge attribute prediction	citation networks, protein structure
	node-heterogeneous	—		
	edge-heterogeneous	GRNN [32]	node classification	citation networks
	heterogeneous	AA-HGNN[55], HAN[82]		news articles & citation networks
	multi	—		

Table 1: **GNN’s developed for learning on simple graphs of different structures.** Such models are most prevalent in the research of GNNs.

The most common type of GNNs for simple graphs concerning structural properties are **convolutional** models, which compute new node representations in each layer. A common graph convolution as, for example, defined in GNN* [62], or WL [52], typically assumes attributed nodes and allows for directed and undirected edges without being explicitly designed for either property. Models designed for other graph types typically extend a common spectral or spatial convolution to adapt to the specific structural property they focus on.

To consider directed edges, for example, in GenRecN [70], a standard spectral convolution is applied only on the out-neighbors of a target node, i.e., on those neighbors connected via a directed edge originating from it. The lack of models designed for graphs with edge attributes probably results from considering edge attributes only in addition

to node attributes since edge attributes are typically not relevant in isolation. In terms of heterogeneity, a similar observation can be made. Corresponding graphs are either heterogeneous in their nodes and edges or node homogeneous, i.e. the node set remains of one type. Edge heterogeneity is more common than node heterogeneity since it includes widely-used multi-relational graphs. These can be handled by, e.g., an extension of a standard convolution applied separately for each relation (GRNN [32]).

Another common procedure is extending a convolutional model using an **attention** mechanism, e.g., as described in Sec. 3.2.2. Attention mechanisms are suitable for node-attributed graphs since they allow the computation of node-specific attention scores that express the importance of one node to another. These attention scores can serve as weights in computing node features to focus on specific nodes. Spectral (CapsGNN [88]), as well as spatial convolutions (GAT [80]), can be equipped with attention mechanisms. They can also be adapted to attributed edges to process entirely attributed graphs (EGNN [19]). Also, attention-based models are a suitable approach for heterogeneous graphs since multi-head attention can be used to model different relation types, as in AA-HGNN [55]. A particular case of attention convolution is HAN, which utilizes a selected set of meta paths for neighborhood aggregation.

It is relatively uncommon for simple graphs to use **RNN-based** methods. However, for example, PG-GNN [87] learns a graph representation from protein sequences using recurrent layers.

4.2 GNNs for Hypergraphs

Learning on hypergraphs as defined in Def. 3.1 has been rarely explored. Most approaches involve convolutions adapted to hypergraphs, i.e., the property that an edge can be incident to an arbitrary number of nodes. The following table lists GNNs that mainly address node classification on citation networks represented as hypergraphs, which shows that the application of hypergraphs is not yet widespread; hence, the available datasets are currently limited. During the research for hypergraph GNNs, it turned out that, so far, only a few GNNs have been applied to hypergraphs. When it comes to additional structural properties as defined in Def. 3.2, sometimes only one or two models for the specific hypergraphs have been developed. Table 2 indicates that the data is still very homogeneous and that the heterogeneity in graphs is only addressed to a limited extent.

Graph Type		Models	Problem	Data Category
hypergraph	directed	NDHGNN [77]	node classification	citation networks
	undirected	HyperGCN [90]	densest k-subhypergraph problem, node classification	combinatorial optimization, citation networks
		HyperConvAtt [3]	node classification	citation networks
	node-attributed	LHCN [4]	node classification	citation networks
	edge-attributed	HGNN [16]	node classification, object classification	citation networks
	attributed	AHGAE [29]	graph clustering	citation networks, 3D models
	node-heterogeneous	—		
	edge-heterogeneous	—		
	heterogeneous	HWNN [74]	node classification	citation networks
	multi	G-MPNN (multiple edges) [89]	link prediction	knowledge (hyper-) graphs

Table 2: **GNNs learning on hypergraphs with different additional properties.** The selection of GNNs is still limited, which illustrates gaps and the potential of the young research field.

One option to handle hypergraphs using GNNs is to **transform them into simple graphs** and apply standard GNNs afterward. This preprocessing can be done by selecting two representative nodes for each hyperedge, as proposed in HyperGCN [90]. Based on the assumption that nodes in a hyperedge are similar, the representative nodes typically have the most significant difference between their attributes. Another approach presented in LHCN [4] represents a hypergraph as a line graph⁷. In this process, each hyperedge of the original graph serves as a simple node in the line

⁷The nodes of a line graph w.r.t. an original graph are determined as the edges of the original graph, while the edges are inserted between two edges of the original graph that share an incident node.

graph. The corresponding node attributes are computed by the average across the attributes of all hypernodes in that hyperedge. Both variants allow for processing attributed and undirected hypergraphs using GNN models for simple graphs.

There are also models which are **specifically designed for hypergraphs**, most of them based on spectral convolutions. The graph’s incidence matrix can be used to adapt spectral convolutions to attributed hypergraphs and the node and edge degree matrix in the neighborhood aggregation (HGNN [16], AHGAE [29]). Such a convolution can be additionally equipped with an attention mechanism (HyperConvAtt [3]). NDHGNN [77] uses separate incidence matrices for the source and target nodes to model the graph’s Laplacian in the spectral hypergraph convolution to process directed hypergraphs. Such convolutions can also be used for heterogeneous graphs by using edge homogenization, e.g., by working on subgraphs that include hyperedges of only one specific type. In HWNN [74], the spectral convolution is applied on subgraphs, which include hyperedges of only one specific type. Finally, to enable learning on multi-hypergraphs, a message-passing GNN is extended to include multiple relations and node or edge duplicates ([89]).

Both approaches, i.e., transforming hypergraphs into simple graphs or directly working on them, have advantages and disadvantages. The first case enables the application of well-established GNN architectures, which have typically been investigated more thoroughly. However, the transformation is often related to information loss, affecting performance. In HyperGCN [90], the information from nodes in hyperedges that do not serve as representative nodes disappear. Models that directly operate on hypergraphs, such as HGNN [16], can use the complete information to learn.

5 Models Respecting Dynamic Graph Properties

Many applications include data that changes with time. In the application of graphs, it often appears, e.g., that graphs are growing or structurally changing or that node and edge attributes are evolving, as defined in Def. 3.3. Therefore, the research on GNNs for dynamic graphs has expanded immensely. There are two common approaches in graph learning for representing a graph’s dynamical behavior: discrete-time and continuous-time representation, cf. Def. 3.4. The first approach has been widely used since the snapshots simplify the processing of structures in the graph. Corresponding proposed GNNs in the literature for processing discrete-time graphs are listed in the next section. However, the continuous-time approach is much more compact in its representation but requires a local evaluation of the graph. Hence, the application of this representation is more complex, which is also reflected in the less frequent use of it in GNN models, which can be seen in Sec. 5.2.

5.1 GNNs for Discrete-Time Graphs

Although dynamic graphs are much more challenging to handle than static graphs due to the additional temporal dependencies, existing dynamic GNN models already cover many structural graph properties. GNN models operating on discrete-time graphs are typically extensions of static GNNs since the discrete-time representation corresponds to a series of static graphs. Therefore, similar gaps appear, i.e., only node-heterogeneous graphs and multi-graphs are not yet covered. The structural component of dynamic graphs can be learned by applying standard GNN models to the graph snapshots.

Those models are often combined with **RNN-based** models to encode the dynamics, which capture the temporal features. Such an approach is pursued in, e.g., GCRN [63]. The model processes attribute dynamic graphs using a spectral GCN combined with an LSTM. First, the node attributes are preprocessed by a spectral convolution, and the resulting representation is passed to the LSTM, which captures the data distribution. A similar approach is taken in WD/CD-GCN [50], which applies a GCN to transform the input graph sequence into a sequence of node representations, which are then processed by a modified LSTM. EpiGNN [40] also combines GCNs and LSTMs to predict the parameters of a generic epidemiological model based on historical movement data. The model embeds the graph nodes for each time step, representing locations using a standard GCN. It learns the desired parameters by embedding the current graph and information from previous time steps stored in the LSTM.

Further approaches combining RNNs and GCNs are, e.g., RE-Net [34] and EvolveGCN [53]. RE-Net computes local representations for all nodes by applying an RNN to its temporal neighborhood, i.e., the neighbors at different time steps. The model is designed for edge-heterogeneous graphs and aggregates the edges of different types using a GCN before the neighborhood aggregation. Then, to obtain a global node representation, the local node representations over time are processed by another RNN. In contrast to the models mentioned above, EvolveGCN uses the RNN to model the weights of the GCN, which embeds the graph nodes. More specifically, the weights of each GCN layer are generated by an RNN, which takes the weights of the preceding GCN layer and, optionally, the node embeddings as input. This way, the model adapts the GCN weights along the temporal dimension to tackle the problem of changing node attributes.

Graph Type			Models	Nodes		Edges		Attr.		Problem	Data Category
				add	del	add	del	node	edge		
DTR	graph	directed	EpiGNN[40]	×	×	×	×	✓	□ ⁸	node label prediction	covid-19
		undirected	DySAT[59]	×	×	✓	✓	×	□	link prediction	communication-, rating networks
			(WD/CD)-GCN[50]	×	×	✓	✓	✓	×	node classification	research community
		node-attributed	GCRN[63]	×	×	×	×	✓	□	video prediction, ⁹ graph sequence prediction	videos, text
		edge-attributed	DynGEM ¹⁰ [21]	✓	✓	✓	✓	×	□	graph reconstruction, link prediction, anomaly detection	synthetic, collaboration, communication networks
		attributed	EvolveGCN [53]	✓	✓	✓	✓	✓	□ ¹¹	link prediction, edge and node classification	synthetic, social networks, bitcoin, community network
		node-heterogeneous	—								
		edge-heterogeneous	RE-Net[34]	×	×	✓	✓	×	×	extrapolation link prediction	knowledge graphs
		heterogeneous	DyHAN [92]	✓	✓	✓	✓	×	×	link prediction	e-commerce, online-community
		multi	—								
	hypergraph	directed	DHAT [48]	×	×	×	×	✓	×	feature prediction	traffic data
		undirected	—								
		node-attributed	STHAN-SR[61]	×	×	×	×	✓	□	node ranking	stock prediction
			HGC-RNN[93]	×	×	×	×	✓	×	feature prediction	traffic flows
		attributed	Hyper-GNN [25]	×	×	✓	✓	✓	□ ¹¹	action recognition/graph classification	human motion
		node-, edge heterogeneous	—								
		heterogeneous	MGH[91]	✓	✓	✓	✓	✓	✓	graph classification	videos
		multi	—								

Table 3: **GNN’s learning on discrete-time dynamic graphs.** Many of these models are extensions of the static case since the discrete-time representation corresponds to a series of static graphs. Therefore also the gaps appear similar to the static case. The □ sign means, that the graph handled by the model can have attributes, but the attributes are static. Thus, they appear or disappear together with their respective nodes or edges but do not change over time.

⁸Only static edge attributes are considered.

⁹The model uses the moving written digits datasat (moving-MNIST dataset) generated by Shi et al. [65]

¹⁰Only considers the previous time step, patterns of short duration (length 2) for link prediction and is restricted to weights.

¹¹Edges are weighted not generally attributed.

Another way to handle temporal features in GNNs is **temporal attention**. DySat [59], e.g., generalizes the GAT approach [80] described in Sec. 1 to dynamic graphs. On the one hand, the model extends the structural attention mechanism. On the other hand, it incorporates an additional temporal attention mechanism that enforces an autoregressive behavior. Similarly, DyHAN [92] generates node embeddings using node-level attention and updates them via neighborhood aggregation and edge-level attention. Finally, the node embeddings are aggregated over time using a temporal attention mechanism. Heterogeneity is accounted for by applying node-level attention at each time step to subgraphs of only one edge type. During edge-level attention, the importance of each edge type is learned through a one-layer MLP. DynGEM [21] takes an entirely different approach and is a dynamically extendable autoencoder for growing graphs. The input and output dimensions are extended respectively for each new incoming node.

Since handling hypergraphs is challenging, especially in the dynamic case, few models have been proposed yet. One model that combines RNNs and GCNs is the HGC-RNN [93]. It integrates the temporal evolution of higher-ordered structures with two different hypergraph convolutions to encode structural and temporal information, global states, and a subsequent recurrent unit. All other hypergraph models mentioned in Tab. 4 involve attention mechanisms. Typically, they combine a hypergraph convolution with a temporal attention mechanism, as in DHAT [48], and MGH [91]. For graph learning on video data, MGH extracts features from classical CNNs of different granularity to define hypergraphs of different types beforehand. The heterogeneity of the edges is then integrated into the model using corresponding attention.

A very similar model is Hyper-GNN [25]. It applies a hypergraph convolution similar to HGNN [16] mentioned in Sec. 4.2 and a corresponding attention mechanism adapted to neighborhoods on hypergraphs. The overall architecture consists of three parallel networks of the same structure, each processing different input features. STHAN-SR [61] also applies an attention convolution, which has been designed for static graphs. It applies a HyperGCN model [90] mentioned in Sec. 4.2 to process node features that have been generated utilizing an LSTM and a temporal attention mechanism.

When considering the types of dynamics the different models can handle, it becomes apparent that most of them focus on specific dynamics, such as dynamic node attributes only (EpiGNN [40], GCRN [63], STHAN-SR [61], HGC-RNN [93], DHAT [48]) or evolving edges (RE-Net [34], Hyper-GNN [25], WD/CD-GCN [50]). In particular, to the best of our knowledge, MGH [91] is the only model capable of processing graphs with changing node and edge sets and node and edge attributes over time. Among all the dynamics, deleting nodes and changing edge attributes have emerged as the least considered and probably most challenging ones. In the case of decreasing node sets, difficulties arise from the changing data structures leading to data gaps, the handling of obsolete data, and in particular, the lack of data and applications in this area. At the same time, the lack of models for changing edge attributes is a consequence of the fact that there are hardly any data and applications for this case.

5.2 GNNs for Graphs in Continuous Time

Regarding dynamic graphs in continuous-time representation, only a few models use the advantages of this compressed representation. Especially dynamic hypergraphs in this form are currently rarely investigated. Using the continuous-time representation allows the usage of explicit timestamps and an explicit specification of the change in the graph instead of processing a graph snapshot in every time step. Therefore, it drastically reduces the storage requirements. Nevertheless, utilizing this representation is challenging due to the absence of a direct encoding of the graph structure at a particular time and the model’s requirement to be updateable in case of occurring events.

Stochastic processes are frequently used to model dynamic graphs represented as a sequence of events. Typically, such processes model the probability of an event occurring at a specific time. These events encode the graph’s dynamics, such as a node’s appearance or an attribute’s change and an intensity function describes the distribution of the events over time. The occurrence of an event is modeled based on the most recent events involving the nodes or edges of interest.

Examples of approaches utilizing stochastic processes are Know-Evolve [78] and its extension, DyREP [79]. Know-Evolve considers events of appearing edges of different types. Here, separate embeddings for source and target nodes are computed to take directed edges into account. Furthermore, a learnable function is applied to the difference between a specific node’s current and the last event to capture the temporal evolution. Moreover, previous embeddings of the nodes and edges involved in the current event are processed by an RNN-based model to encode the effect of the recurrent participation of each entity in events. The node embedding is further processed by a learnable function, which captures the compatibility of nodes in previous relationships, i.e., edges. Based on the learned node embeddings, a temporal point process is used to model the probability of an edge occurring between two existing nodes at the next timestamp. Know-Evolve’s extension DyREP additionally uses structural information of the graph for two different edge types that represent different ways of communication between nodes.

Graph Type			Models		Nodes		Edges		Attr.		Problem	Data Category
					add	del	add	del	node	edge		
CTR	graph	directed	Know-Evolve[78]	×	×	✓	×	×	×	×	link/time prediction	socio-political interactions
			DyGNN[49] ¹²	✓	×	✓	×	×	×	×	link prediction, node classification	communication/trust networks
		undirected	DyRep[79]	✓	×	✓	×	×	×	×	link/event time prediction	social networks, github
		node-attributed										
		edge-attributed	—									
		attributed										
		node-heterogeneous										
		edge-heterogeneous	Know-Evolve[78]	×	×	✓	×	×	×	×	link/time prediction	socio-political interactions
			DyRep[79]	✓	×	✓	×	×	×	×	link/event time prediction	social networks, github
			GHNN[24]	×	×	✓	×	×	×	×	link/time prediction	news articles
		heterogeneous	—									
		multi	TGN[57]	✓	✓	✓	✓	✓	×	×	node classification, edge prediction	social networks
	hypergraph	directed	—									
		undirected	HIT[46]	□ ¹³	×	✓	×	×	×	×	edge-, pattern-, time prediction	Q&A platform, political interactions, patient medication
		(node, edge) attributed, (node, edge) heterogeneous, multi	—									

Table 4: **GNN’s learning on continuous-time dynamic graphs.** Due to the difficulties arising from the lack of a direct encoding of the graph structure at each time point, there are only a few models utilizing graphs in this representation (despite the advantage of reduced storage requirements). The □ sign means that the graph handled by the model can have attributes, but the attributes are static. Thus, they appear or disappear together with their respective nodes or edges but do not change over time.

GHNN [24] also applies a stochastic process, specifically a Hawkes process, to predict missing target nodes v in a tuple (u, e, v, t) of the source node u and edge type e at time t . The node representation used within the Hawkes process is computed using a standard spatial convolution, which considers different edge types. Accordingly, the model can handle edge-heterogeneous graphs.

A different approach is proposed in DyGNN [49]. It utilizes **LSTMs** in two kinds of units, one for the source and the other for target nodes connected through an edge. In the case of link prediction, node pairs are ranked respecting the cosine similarity of their node representations, and in the case of node classification, the softmax function is utilized. Similarly, TGN [57] enables the usage of a memory module, which can be updated using an RNN such as an LSTM or GRU. The obtained node embedding can be used together with a learnable function to perform, e.g., temporal attention,

¹²The baseline models used in the experiments are made for continuous-time dynamic GNNs. All the models used are either made for static graphs (e.g., GCN, GraphSAGE) or discrete-time dynamics (e.g., DynGEM, DANE, Dynamic Triad).

¹³Nodes only appear together with new hyperedges.

summation, or projection. Afterward, an MLP processes the node embeddings of node pairs to generate a probability for the edge at the next timestamp to perform future link prediction.

To the best of our knowledge, the only GNN developed for hypergraphs in continuous-time representation is HIT [46]. To encode structural and temporal information, it uses temporal random walks defined as a randomly selected set of hyperedges backward in time. Afterward, an aggregation mechanism pools the obtained representation into the final node embedding.

6 Models Utilizing Semantic Graph Properties

Besides the structural graph properties, it is also possible to consider semantic properties in designing a GNN. Although semantic graph properties typically do not explicitly affect the graph’s topology, it can be advantageous to leverage them in GNNs since specialized architectures might better preserve the original properties in the learned representation. The necessity for this comes from the data’s nature and theoretical considerations to learn structures more efficiently or to explicitly model certain constraints or properties of the data structure. The semantic properties listed in Def. 3.2 are a selection from data-motivated characteristics (e.g., bipartite nodes for user-item modeling, complete graphs for relation prediction) and graph theory (e.g., regular or disconnected graphs, trees). Accordingly, GNNs that integrate some of these properties are presented in Tab. 5.

Graph Type	Models	Problem	Data Category
complete	MGCN[47]	graph attribute prediction	quantum chemistry
r -regular	—		
bipartite	BipGNN [83]	link-rank prediction	drug repurposing
	BGNN [26]	node representation learning	social-/citation networks
unconnected ¹⁴	GTN [96]	graph generation, meta-path generation, node classification	citation networks, movie genres
acyclic ¹⁵	DAGNN [76]	node prediction, longest path prediction	source code, neural architectures, Bayesian networks
trees	GenRecN [70]	graph classification	logic terms
polytrees	CTNN [27]	node classification	3d surfaces in context of hydrological applications
recursive	MPNN-R[89]	node classification	documents in academic networks
hierarchical	Hier-GNN[10]	image classification	images

Table 5: **GNNs using semantic graph properties.** The specific semantic properties have been selected due to their rather common appearance in graph data. Since some graph characteristics are considered in more applications or in more popular applications, there exist more GNN models, e.g. bipartite graphs are considered often.

Some characteristics are considered more often in graph learning than others. These include, e.g., complete, acyclic, and bipartite graphs since they reflect frequently occurring characteristics of graph applications. In contrast, recursive graphs or (poly-)trees are considered explicitly only occasionally. To the best of our knowledge, regular graphs do not play a significant role in graph learning.

Complete graphs represent the existence of a connection between each node pair. Standard Message-Passing GNNs or Convolutional GNNs are theoretically capable of handling complete graphs. However, especially in the case of Convolutional GNNs, the neighborhood of all nodes is considered equally, and thus, the information flow in the graph is inexpressive. Some GNNs have been developed for complete graphs to overcome this problem explicitly.

MGCN [47], e.g., is specifically designed to predict properties of molecules represented as a complete graph. The network is a standard Message-Passing Neural Network (MPNN), utilizing node and edge attributes. The crucial innovation is how nodes and edges are embedded. The idea is to model quantum interactions between atoms since these

¹⁴Since, to the best of our knowledge, most of the models do not specify the connectedness, it is assumed here that they can handle both connected and unconnected graphs.

¹⁵The majority of GNN models in this survey can handle cycles because they are very common in graphs.

influence the overall properties of the molecule. Initially, the atoms of a molecule define nodes of a complete graph, respecting the number of protons in their nuclei. Then, the edge attributes are constructed using a radial basis function (RBF) layer and processed in a hierarchical GCN to weight nodes in the message-passing. A final node embedding is obtained by executing several convolutions and hierarchically aggregating the neighborhood of increasing depth. The learned node and edge embeddings are summed across the graph to infer the prediction of molecule properties. Since molecule datasets typically comprise labels only for a small fraction of the data and only for smaller molecules, the authors mainly focused on generalizability and transferability between different molecule sizes.

As can be observed from the table, there are also models focusing on **bipartite graphs**, i.e., graphs that can be divided into two disjoint node sets such that every edge connects a node of one set to a node from the other set. One example is BGNN [26], which focuses on generating a suitable representation for such graphs. For this purpose, information across and within the graph’s two partitions (domains) is aggregated to enable inter-domain message passing. The model is trained in a so-called cascade way, i.e., the training of a layer begins after the preceding layer has been fully trained. Thereby, the loss function for the domains is defined layer-wise. Together with a global loss, the quality of the resulting node representation is measured.

BipGNN [83], in contrast, restricts the convolution to the propagation between the two disjoint node sets. The network encoder produces pairwise embeddings for nodes from the two disjoint sets, and the decoder maps these embeddings to an association matrix to perform link prediction between disjoint sets.

In the case of **unconnected graphs**, the underlying concept of information flow in GNNs may reach its limits. In standard GNNs, subgraphs without a connection to the rest of the graph are processed isolated. Thus, small isolated subgraphs may not provide enough structural information to prevent over-smoothing of the GNN. To tackle this problem, the generative graph transformer network (GTN) [96], e.g., aims to identify valuable connections between unconnected nodes to the rest of the graph. It enables learning on multiple subgraph structures in a heterogeneous graph by concatenating graph convolutions on different meta-paths.

Acyclic graphs occur across various domains, such as source code, neural architectures, or logic terms. DAGNN [76] learns a representation for directed acyclic graphs driven by the partial order over the graph nodes. It is an RNN-based message-passing network utilizing an attention module to obtain the messages, which are then forwarded through a GRU. A graph representation is obtained by first concatenating the source and target node representations separately, then max-pooling them and concatenating the results.

Particular cases of acyclic graphs are **trees**, i.e., examined in GenRecN [70]. This early work, as mentioned in Sec. 4.1, applies a spatial neighborhood convolution on the out-neighbors of a node. Polytrees also serve as suitable representations for some types of data, such as surface contours of 3D data. As shown in CTNN [27], polytrees can be used to model the evolution of the surface contours at different elevation levels. The model uses a U-Net [56] architecture with ChebyNet [14] and diffusion Graph Convolution [43] Layers, using graph pooling and unpooling methods for the characteristic unit architecture.

Another model using a U-Net [56] architecture is Hier-GNN [10], which explores hierarchical correlations between nodes. For this purpose, specialized pooling and unpooling methods are explicitly defined to encode hierarchical information. Graph convolutions are then applied among a layer in the hierarchy.

Finally, MPNN-R [89] has been developed to encode **recursive graphs**. It is based on G-MPNN [89] mentioned in Sec. 4.2 and adapts the message-passing function for recursive multi-relational ordered multi-hypergraphs.

7 Models for Combined Graphs

Arbitrary combinations of graph types can be used to model real-world problems and thus be considered for graph learning purposes. To conclude this work, we give a selected list of graph-type combinations used in several research fields where GNNs are already established. Therefore, this list is not necessarily complete but gives an insight into further research on GNNs considering combined graph types.

The architectures listed in Tab. 6 are GNN models specialized for a particular combination of graph properties. Some of them use a selected non-Euclidean space that is assumed to provide a better fit for the specific data. GCN [37], e.g., defines a standard spectral graph convolution for simple graphs allowing for one-dimensional edge weights, whereas Hyperbolic GNN [45] defines its extension to hyperbolic space. Hyperbolic GNN operates on Riemannian manifolds¹⁶ and is independent of the underlying space. Since every point of a differentiable Riemannian manifold can be approximated by Euclidean space, all functions with trainable parameters are executed in Euclidean Space. HVGNN [73] uses a hyperbolic model as well. More precisely, it consists of a temporal graph neural network based on

¹⁶A Riemannian manifold is a real and smooth manifold equipped with an inner product at each point of the manifold [45].

convolution and attention modules and a variational graph auto-encoder in hyperbolic space. A map from time to a hyperbolic space encodes time information to handle time in the convolution process. This way, the aggregation of the features is done in a time-aware neighborhood.

Graph Type	Models	Problem	Data Category
undirected node-attributed	GCN[37]	node classification	citation networks, knowledge graphs
	Hyperbolic GNN[45]	graph classification, node regression	synthetic, molecular, blockchain
knowledge graph	KGIN [81]	link prediction	recommender systems
content-associated heterogeneous	HetG [97]	link prediction, recommendation, (inductive) node classification, node clustering	review networks
multiplex	MXMNet [98]	graph feature prediction	molecules
spatio-temporal	STGNN [35]	node attribute prediction	disease spreading
multi-relational bipartite	SBGNN [30]	link sign prediction	recommender, voting, review systems
bipartite edge-growing in continuous-time	JODIE[39]	future user-item interaction prediction, user state change prediction ¹⁷	social media, wiki, music, student actions
undirected node-attributed edge-dynamic	HVGNN [73]	link prediction, node classification	social, citation, knowledge

Table 6: **GNN’s for combined graph types.** The graph type combinations were selected to cover combinations in fields where the usage of GNNs is already established.

The combined graph structures that make up **knowledge graphs** represent a very common application for GNNs. They can represent all types of attributes, together with heterogeneity and dynamics. Therefore, many different models have been developed. KGIN [81], e.g., uses an attention mechanism that combines different relations into so-called intents to model the user-item relations represented by the knowledge graph. These are subsequently used for user and item embeddings modeled via another attention layer to predict the probability of a user adopting an item. A similar use case is approached in SBGNN [30], where the two node types of users and items are represented as a bipartite graph connected through signed relations. The model uses a message-passing scheme, including an attention mechanism to encode positive and negative links in recommender, voting, and review systems. HetG [97] processes a similar graph type. The model is designed to embed heterogeneous graphs with node and edge attributes of any kind. It generates a heterogeneous neighborhood using Random Walk with Restart and applies a Bi-LSTM for heterogeneous content embedding. Different types of nodes are then combined via an attention mechanism.

A particular type of graph that can be useful for several applications is the **multiplex graph**. It consists of different layers, each with the same set of nodes but different sets of edges within these layers. Inter-layer edges connect the same nodes across different layers. In MXMNet [98], a two-layer multiplex graph is utilized such that the so-called local layer is generated with the aid of molecular expert knowledge, and the global layer depends on the neighborhood of the local layer. MXMNet applies a message-passing procedure to each layer separately and enables communication between these layers by defining an additional cross-layer mapping function.

Multiplex graphs can also be used to model temporal features without explicitly using a dynamic graph representation as in STGNN [35]. This model is specifically designed to predict the daily new cases of COVID-19 in a particular region based on mobility data. Each layer of the multiplex graph corresponds to a specific period, i.e., a day. Nodes represent regions, and relations within these layers describe human mobility between different regions. Edges between the layers are temporal and define a node’s attribute through time. STGNN processes such graphs using spectral graph convolutions.

¹⁷The task is to predict if an interaction will lead to a state change in user, particularly in two use cases: predicting if a user will be banned and predicting if a student will drop-out of a course.

JODIE [39] also processes temporal information, but it directly encodes the dynamics using an RNN. It can be considered a particular case of the TGN-Model [57]. For node embeddings, it also uses a memory module that can be updated using an RNN. The message-passing function is set to the identity and applied together with a learnable time projection function. The model is evaluated, e.g., on link prediction between users and items inferred from the distance between the embeddings of a pair of nodes.

8 Conclusion and future work

This survey provides a fine-grained overview of Graph Neural Networks for graph types of different structural constitutions. To the best of our knowledge, this is the first work to survey which graph types are addressed by published GNNs. We gave an overview and definition of the most common graph types and properties and the respective GNN models. Moreover, we identified GNN models specialized for specific graph properties and investigated how they handle these. This way, we could relate formal graph properties to the corresponding practical GNN models. Furthermore, we analyzed the architecture of the considered models and grouped them according to the modules they apply, i.e., the type of layer such as convolutional or recurrent layers. Additionally, we analyzed GNN models concerning dynamics and grouped the models according to the types of dynamics they can process.

Our work allows several conclusions to be drawn and identifies gaps with respect to the graph types, properties, and dynamics that GNN models can handle. First, existing GNN models can, in principle, handle the most common structural graph properties (e.g., attributed, directed, node-heterogeneity) for static graphs and hypergraphs. The lack of models for a few properties results from the existence of more general models, e.g., there is no GNN model for node-heterogeneous graphs in discrete time, but there is one for fully heterogeneous graphs. Another reason could be a lack of standard graph data sets for such types. Furthermore, there are many GNN models which consider graphs in discrete-time representation. These models cover the most common graph types and properties except for the multiplicity of nodes or edges. A difficulty in handling multiplicity results from the inability of a standard graph’s adjacency matrix to encode duplicate nodes.

When it comes to the models for graphs in continuous time, it is evident that there are substantial gaps in research on GNNs for most of the graph types compared to the discrete case. In particular, only one model for hypergraphs has been found. Generally, the development of GNNs for continuous-time graphs is still a young field of GNN research. Another reason for the small number of models for continuous-time graphs could be that such models typically use stochastic point processes to model the dynamic behavior of the graphs. The number of different events increases with the number of dynamic graph properties considered. Since a point process models each event, the model becomes more complex. From the results from Tab. 4, it can be observed that most events model discrete outputs in continuous time, such as whether there is a new edge. When including attribute dynamics for real-valued attributes, the model must deal with continuous values in continuous time, making the model more computationally intensive.

Most of the dynamic graphs addressed by GNN models exhibit only specific dynamics, such as strictly growing graphs or dynamic node attributes. GNN models for graphs with dynamics in the edge attributes and the deletion of nodes are scarce. To the best of our knowledge, so far only one model (MGH[91]) has been developed that can process graphs with all dynamics considered in this work, i.e., changing node and edge sets as well as changing node and edge attributes. Reasons for this may be the popularity of problems where graphs are growing over time and node deletions are believed not to play a crucial role (as, e.g., in citation networks, recommender systems, or data networks) and the difficulties that arise when combining known GNN techniques for dynamic graphs. Considering the discrete-time representation of graphs, e.g., GNN techniques for static graphs are usually applied to every graph snapshot and combined with an RNN to capture the dynamics, leading to computationally expensive models.

Finally, existing GNN models have been developed to cover many semantic graph properties or for particular combined graph types dependent on the given data structure, which shows that multiple graph properties can be learned simultaneously by GNN models.

To sum up, the research on GNNs for particular graph types has become a hot area in recent years. However, this extensive survey could reveal gaps in graph types, properties, and dynamics that are not yet considered sufficiently in the GNN community.

9 Notation

\mathbb{N}	natural numbers
\mathbb{N}_0	natural numbers starting at 0
\mathbb{R}	real numbers
\mathbb{R}^k	\mathbb{R} vector space of dimension k
$ a $	absolute value of a real a
$\ \cdot\ $	norm on \mathbb{R}
$ M $	number of elements of a set M
\emptyset	empty set
$\{\cdot\}$	set
$\{\!\!\{ \cdot \}\!\!\}$	multiset, i.e., set allowing multiple appearances of entries
\cup	union of two (multi)sets
\sqcup	disjoint union of two (multi)sets
\subseteq	sub(multi)set
\times	factor set of two sets
ψ	learnable message function
ϕ	activation function
σ	sigmoid activation function
\oplus	aggregation
$\ $	concatenation
A	adjacency matrix
\tilde{A}	adjacency matrix with self-loops
B	edge degree matrix
D	node degree matrix
\tilde{D}	node degree matrix with self-loops
E	identity matrix
I	incidence matrix
L	Laplacian matrix
W	edge weight matrix

Table 7: Notation used throughout this work.

Acknowledgment

The GAIN project is funded by the Ministry of Education and Research Germany (BMBF), under the funding code 01IS20047A, according to the 'Policy for the funding of female junior researchers in Artificial Intelligence'.

The authors would like to thank Christian Gruhl, Mohamed Hassouna, and Jan Schneegans for the fruitful discussion and corrections of the manuscript.

References

- [1] S. Abbott. *Understanding Analysis*, volume 2. Springer, 2001.
- [2] J. A. Anderson and E. Rosenfeld. *Neurocomputing: Foundations of Research*. MIT Press, Cambridge, MA, USA, 1988.
- [3] S. Bai, F. Zhang, and P. H. Torr. Hypergraph convolution and hypergraph attention. *Pattern Recognition*, 110:107637, 2021.
- [4] S. Bandyopadhyay, K. Das, and M. N. Murty. Line hypergraph convolution network: Applying graph convolution for hypergraphs. *arXiv preprint arXiv:2002.03392*, 2020.
- [5] C. D. Barros, M. R. Mendonça, A. B. Vieira, and A. Ziviani. A survey on embedding dynamic graphs. *ACM Computing Surveys (CSUR)*, 55(1):1–37, 2021. Publisher: ACM New York, NY.

- [6] C. Berge. Graphs and Hypergraphs. 1973.
- [7] M. M. Bronstein, J. Bruna, T. Cohen, and P. Veličković. Geometric deep learning: Grids, groups, graphs, geodesics, and gauges, 2021.
- [8] M. M. Bronstein, J. Bruna, Y. LeCun, A. Szlam, and P. Vandergheynst. Geometric deep learning: Going beyond euclidean data. *IEEE Signal Processing Magazine*, 34(4):18–42, 2017.
- [9] H. Cai, V. W. Zheng, and K. C.-C. Chang. A comprehensive survey of graph embedding: Problems, techniques and applications. [arXiv:1709.07604 \[cs\]](https://arxiv.org/abs/1709.07604), Feb. 2018. [arXiv: 1709.07604](https://arxiv.org/abs/1709.07604).
- [10] C. Chen, K. Li, W. Wei, J. T. Zhou, and Z. Zeng. Hierarchical graph neural networks for few-shot learning. *IEEE Trans. Circuits Syst. Video Technol.*, 32(1):240–252, 2022.
- [11] R. J. Cimikowski and P. Shope. A neural-network algorithm for a graph layout problem. *IEEE Trans. Neural Networks*, 7(2):341–345, 1996.
- [12] P. Cui, X. Wang, J. Pei, and W. Zhu. A survey on network embedding. *IEEE transactions on knowledge and data engineering*, 31(5):833–852, 2018. Publisher: IEEE.
- [13] S. Dasgupta. Learning polytrees. In *Proceedings of the Fifteenth Conference on Uncertainty in Artificial Intelligence, UAI’99*, page 134–141, San Francisco, CA, USA, 1999. Morgan Kaufmann Publishers Inc.
- [14] M. Defferrard, X. Bresson, and P. Vandergheynst. Convolutional neural networks on graphs with fast localized spectral filtering. *Advances in neural information processing systems*, 29, 2016.
- [15] L. Ehrlinger and W. Wöß. Towards a definition of knowledge graphs. *SEMANTiCS (Posters, Demos, SuCCESS)*, 48(1-4):2, 2016.
- [16] Y. Feng, H. You, Z. Zhang, R. Ji, and Y. Gao. Hypergraph neural networks. In *The Thirty-Third AAAI Conference on Artificial Intelligence, AAAI 2019, The Thirty-First Innovative Applications of Artificial Intelligence Conference, IAAI 2019, The Ninth AAAI Symposium on Educational Advances in Artificial Intelligence, EAAI 2019, Honolulu, Hawaii, USA, January 27 - February 1, 2019*, pages 3558–3565. AAAI Press, 2019.
- [17] F. Gama, E. Isufi, G. Leus, and A. Ribeiro. Graphs, convolutions, and neural networks: From graph filters to graph neural networks. *IEEE Signal Processing Magazine*, 37(6):128–138, Nov. 2020.
- [18] I. M. Gessel and R. P. Stanley. Algebraic enumeration. *Handbook of combinatorics*, 2:1021–1061, 1995.
- [19] L. Gong and Q. Cheng. Exploiting edge features for graph neural networks. In *Proceedings of the IEEE/CVF Conference on Computer Vision and Pattern Recognition*, pages 9211–9219, 2019.
- [20] P. Goyal and E. Ferrara. Graph embedding techniques, applications, and performance: A survey. *Knowledge-Based Systems*, 151:78–94, 2018. Publisher: Elsevier.
- [21] P. Goyal, N. Kamra, X. He, and Y. Liu. Dyngem: Deep embedding method for dynamic graphs, 2018.
- [22] W. L. Hamilton. Graph Representation Learning. *Synthesis Lectures on Artificial Intelligence and Machine Learning*, 14(3):1–159, 2020.
- [23] W. L. Hamilton, R. Ying, and J. Leskovec. Representation learning on graphs: Methods and applications. *IEEE Data Eng. Bull.*, 40(3):52–74, 2017.
- [24] Z. Han, Y. Ma, Y. Wang, S. Günnemann, and V. Tresp. Graph hawkes neural network for forecasting on temporal knowledge graphs, 2020.
- [25] X. Hao, J. Li, Y. Guo, T. Jiang, and M. Yu. Hypergraph neural network for skeleton-based action recognition. *IEEE Transactions on Image Processing*, 30:2263–2275, 2021.
- [26] C. He, T. Xie, Y. Rong, W. Huang, Y. Li, J. Huang, X. Ren, and C. Shahabi. Bipartite graph neural networks for efficient node representation learning. [arXiv e-prints](https://arxiv.org/abs/1906.01906), pages arXiv–1906, 2019.
- [27] W. He, A. M. Sainju, Z. Jiang, and D. Yan. Deep neural network for 3d surface segmentation based on contour tree hierarchy. In C. Demeniconi and I. Davidson, editors, *Proceedings of the 2021 SIAM International Conference on Data Mining, SDM 2021, Virtual Event, April 29 - May 1, 2021*, pages 253–261. SIAM, 2021.
- [28] W. Hu, M. Fey, M. Zitnik, Y. Dong, H. Ren, B. Liu, M. Catasta, and J. Leskovec. Open graph benchmark: Datasets for machine learning on graphs. *CoRR*, abs/2005.00687, 2020.
- [29] Y. Hu, X. Li, Y. Wang, Y. Wu, Y. Zhao, C. Yan, J. Yin, and Y. Gao. Adaptive hypergraph auto-encoder for relational data clustering. *IEEE Transactions on Knowledge and Data Engineering*, 2021.
- [30] J. Huang, H. Shen, Q. Cao, S. Tao, and X. Cheng. Signed bipartite graph neural networks. [arXiv preprint arXiv:2108.09638](https://arxiv.org/abs/2108.09638), 2021.

- [31] B. Ibarz, J. Leike, T. Pohlen, G. Irving, S. Legg, and D. Amodei. Reward learning from human preferences and demonstrations in atari. In NeurIPS, 2018.
- [32] V. N. Ioannidis, A. G. Marques, and G. B. Giannakis. A recurrent graph neural network for multi-relational data. In ICASSP 2019-2019 IEEE International Conference on Acoustics, Speech and Signal Processing (ICASSP), pages 8157–8161. IEEE, 2019.
- [33] W. Jiang and J. Luo. Graph neural network for traffic forecasting: A survey. arXiv:2101.11174 [cs], Feb. 2022. arXiv: 2101.11174.
- [34] W. Jin, M. Qu, X. Jin, and X. Ren. Recurrent event network: Autoregressive structure inference over temporal knowledge graphs. arXiv preprint arXiv:1904.05530, 2019.
- [35] A. Kapoor, X. Ben, L. Liu, B. Perozzi, M. Barnes, M. Blais, and S. O’Banion. Examining covid-19 forecasting using spatio-temporal graph neural networks. arXiv preprint arXiv:2007.03113, 2020.
- [36] S. M. Kazemi, R. Goel, K. Jain, I. Kobyzev, A. Sethi, P. Forsyth, and P. Poupart. Representation Learning for Dynamic Graphs: A Survey. Journal of Machine Learning Research, 21(70):1–73, 2020.
- [37] T. N. Kipf and M. Welling. Semi-supervised classification with graph convolutional networks. In 5th International Conference on Learning Representations, ICLR 2017, Toulon, France, April 24-26, 2017, Conference Track Proceedings. OpenReview.net, 2017.
- [38] D. Krioukov, F. Papadopoulos, M. Kitsak, A. Vahdat, and M. Boguñá. Hyperbolic geometry of complex networks. Phys. Rev. E, 82:036106, Sep 2010.
- [39] S. Kumar, X. Zhang, and J. Leskovec. Predicting dynamic embedding trajectory in temporal interaction networks. In A. Teredesai, V. Kumar, Y. Li, R. Rosales, E. Terzi, and G. Karypis, editors, Proceedings of the 25th ACM SIGKDD International Conference on Knowledge Discovery & Data Mining, KDD 2019, Anchorage, AK, USA, August 4-8, 2019, pages 1269–1278. ACM, 2019.
- [40] V. La Gatta, V. Moscato, M. Postiglione, and G. Sperli. An epidemiological neural network exploiting dynamic graph structured data applied to the covid-19 outbreak. IEEE Transactions on Big Data, 7(1):45–55, 2020.
- [41] J. Lai, S. Kuo, and I. Chen. Neural networks for optimization problems in graph theory. In 1994 IEEE International Symposium on Circuits and Systems, ISCAS 1994, London, England, UK, May 30 - June 2, 1994, pages 269–272. IEEE, 1994.
- [42] J. B. Lee, R. A. Rossi, S. Kim, N. K. Ahmed, and E. Koh. Attention models in graphs: A survey. ACM Transactions on Knowledge Discovery from Data (TKDD), 13(6):1–25, 2019. Publisher: ACM New York, NY, USA.
- [43] Y. Li, R. Yu, C. Shahabi, and Y. Liu. Diffusion convolutional recurrent neural network: Data-driven traffic forecasting. arXiv preprint arXiv:1707.01926, 2017.
- [44] W. Liao, B. Bak-Jensen, J. R. Pillai, Y. Wang, and Y. Wang. A review of graph neural networks and their applications in power systems. Journal of Modern Power Systems and Clean Energy, pages 1–16, 2021. Conference Name: Journal of Modern Power Systems and Clean Energy.
- [45] Q. Liu, M. Nickel, and D. Kiela. Hyperbolic graph neural networks. In H. Wallach, H. Larochelle, A. Beygelzimer, F. d’Alché-Buc, E. Fox, and R. Garnett, editors, Advances in Neural Information Processing Systems, volume 32. Curran Associates, Inc., 2019.
- [46] Y. Liu, J. Ma, and P. Li. Neural higher-order pattern (motif) prediction in temporal networks. arXiv preprint arXiv:2106.06039, 2021.
- [47] C. Lu, Q. Liu, C. Wang, Z. Huang, P. Lin, and L. He. Molecular property prediction: A multilevel quantum interactions modeling perspective. In The Thirty-Third AAAI Conference on Artificial Intelligence, AAAI 2019, The Thirty-First Innovative Applications of Artificial Intelligence Conference, IAAI 2019, The Ninth AAAI Symposium on Educational Advances in Artificial Intelligence, EAAI 2019, Honolulu, Hawaii, USA, January 27 - February 1, 2019, pages 1052–1060. AAAI Press, 2019.
- [48] X. Luo, J. Peng, and J. Liang. Directed hypergraph attention network for traffic forecasting. IET Intelligent Transport Systems, n/a(n/a), 2021.
- [49] Y. Ma, Z. Guo, Z. Ren, E. Zhao, J. Tang, and D. Yin. Streaming graph neural networks. In Proceedings of the 43rd International ACM SIGIR Conference on Research and Development in Information Retrieval, SIGIR’ 20, pages 719–728, 2020.
- [50] F. Manessi, A. Rozza, and M. Manzo. Dynamic graph convolutional networks. Pattern Recognit., 97, 2020.

- [51] S. McKinney, M. Sieniek, V. Godbole, J. Godwin, N. Antropova, H. Ashraffian, T. Back, M. Chesus, G. Corrado, A. Darzi, M. Etemadi, F. Garcia-Vicente, F. Gilbert, M. Halling-Brown, D. Hassabis, S. Jansen, A. Karthikesalingam, C. Kelly, D. King, J. Ledsam, D. Melnick, H. Mostofi, L. Peng, J. Reicher, B. Romera-Paredes, R. Sidebottom, M. Suleyman, D. Tse, K. Young, J. D. Fauw, and S. Shetty. International evaluation of an ai system for breast cancer screening. *Nature*, 577:89–94, 12/2020 2020.
- [52] C. Morris, M. Ritzert, M. Fey, W. L. Hamilton, J. E. Lenssen, G. Rattan, and M. Grohe. Weisfeiler and leman go neural: Higher-order graph neural networks. In *Proceedings of the AAAI conference on artificial intelligence*, volume 33, pages 4602–4609, 2019.
- [53] A. Pareja, G. Domeniconi, J. Chen, T. Ma, T. Suzumura, H. Kanezashi, T. Kaler, T. B. Schardl, and C. E. Leiserson. Evolvegc: Evolving graph convolutional networks for dynamic graphs. In *The Thirty-Fourth AAAI Conference on Artificial Intelligence, AAAI 2020, The Thirty-Second Innovative Applications of Artificial Intelligence Conference, IAAI 2020, The Tenth AAAI Symposium on Educational Advances in Artificial Intelligence, EAAI 2020, New York, NY, USA, February 7-12, 2020*, pages 5363–5370. AAAI Press, 2020.
- [54] Y. Peng, B. Choi, and J. Xu. Graph learning for combinatorial optimization: A survey of state-of-the-art. *Data Science and Engineering*, 6(2):119–141, 2021. Publisher: Springer.
- [55] Y. Ren, B. Wang, J. Zhang, and Y. Chang. Adversarial active learning based heterogeneous graph neural network for fake news detection, 2021.
- [56] O. Ronneberger, P. Fischer, and T. Brox. U-net: Convolutional networks for biomedical image segmentation. In *International Conference on Medical image computing and computer-assisted intervention*, pages 234–241. Springer, 2015.
- [57] E. Rossi, B. Chamberlain, F. Frasca, D. Eynard, F. Monti, and M. M. Bronstein. Temporal graph networks for deep learning on dynamic graphs, 2020.
- [58] R. A. Rossi and N. K. Ahmed. The network data repository with interactive graph analytics and visualization. In *AAAI*, 2015.
- [59] A. Sankar, Y. Wu, L. Gou, W. Zhang, and H. Yang. Dysat: Deep neural representation learning on dynamic graphs via self-attention networks. In J. Caverlee, X. B. Hu, M. Lalmas, and W. Wang, editors, *WSDM ’20: The Thirteenth ACM International Conference on Web Search and Data Mining, Houston, TX, USA, February 3-7, 2020*, pages 519–527. ACM, 2020.
- [60] R. Sato. A survey on the expressive power of graph neural networks. *arXiv:2003.04078 [cs, stat]*, Oct. 2020. arXiv: 2003.04078.
- [61] R. Sawhney, S. Agarwal, A. Wadhwa, T. Derr, and R. R. Shah. Stock selection via spatiotemporal hypergraph attention network: A learning to rank approach. In *Proceedings of the AAAI Conference on Artificial Intelligence*, volume 35, pages 497–504, 2021.
- [62] F. Scarselli, M. Gori, A. C. Tsoi, M. Hagenbuchner, and G. Monfardini. The graph neural network model. *IEEE Transactions on Neural Networks*, 20:61–80, 2009.
- [63] Y. Seo, M. Defferrard, P. Vandergheynst, and X. Bresson. Structured sequence modeling with graph convolutional recurrent networks. In L. Cheng, A. C. Leung, and S. Ozawa, editors, *Neural Information Processing - 25th International Conference, ICONIP 2018, Siem Reap, Cambodia, December 13-16, 2018, Proceedings, Part I*, volume 11301 of *Lecture Notes in Computer Science*, pages 362–373. Springer, 2018.
- [64] H. Shi, X. Zhang, S. Sun, L. Liu, and L. Tang. A survey on bayesian graph neural networks. In *2021 13th International Conference on Intelligent Human-Machine Systems and Cybernetics (IHMSC)*, pages 158–161, Aug. 2021.
- [65] X. Shi, Z. Chen, H. Wang, D. Yeung, W. Wong, and W. Woo. Convolutional lstm network: A machine learning approach for precipitation nowcasting. In C. Cortes, N. D. Lawrence, D. D. Lee, M. Sugiyama, and R. Garnett, editors, *Advances in Neural Information Processing Systems 28: Annual Conference on Neural Information Processing Systems 2015, December 7-12, 2015, Montreal, Quebec, Canada*, pages 802–810, 2015.
- [66] J. Shlomi, P. Battaglia, and J.-R. Vlimant. Graph neural networks in particle physics. *Machine Learning: Science and Technology*, 2(2):021001, 2020. Publisher: IOP Publishing.
- [67] D. Silver, T. Hubert, J. Schrittwieser, I. Antonoglou, M. Lai, A. Guez, M. Lanctot, L. Sifre, D. Kumaran, T. Graepel, T. Lillicrap, K. Simonyan, and D. Hassabis. A general reinforcement learning algorithm that masters chess, shogi, and go through self-play. *Science*, 362(6419):1140–1144, 2018.
- [68] J. Skarding, B. Gabrys, and K. Musial. Foundations and modelling of dynamic networks using dynamic graph neural networks: A survey. *IEEE Access*, 9, 2021. arXiv: 2005.07496.

- [69] A. Sperduti. Neural networks for processing data structures. In C. L. Giles and M. Gori, editors, Adaptive Processing of Sequences and Data Structures, International Summer School on Neural Networks, "E.R. Caianiello", Vietri sul Mare, Salerno, Italy, September 6-13, 1997, Tutorial Lectures, volume 1387 of Lecture Notes in Computer Science, pages 121–144. Springer, 1997.
- [70] A. Sperduti and A. Starita. Supervised neural networks for the classification of structures. IEEE Trans. Neural Networks, 8(3):714–735, 1997.
- [71] E.-P. Stoffel, K. Schoder, and H. J. Ohlbach. Applying hierarchical graphs to pedestrian indoor navigation. In Proceedings of the 16th ACM SIGSPATIAL international conference on Advances in geographic information systems, pages 1–4, 2008.
- [72] G. Strang. Introduction to Linear Algebra, volume 3. Wellesley-Cambridge Press Wellesley, MA, 1993.
- [73] L. Sun, Z. Zhang, J. Zhang, F. Wang, H. Peng, S. Su, and P. S. Yu. Hyperbolic Variational Graph Neural Network for Modeling Dynamic Graphs. In Proceedings of the AAAI Conference on Artificial Intelligence, volume 35, pages 4375–4383, 2021.
- [74] X. Sun, H. Yin, B. Liu, H. Chen, J. Cao, Y. Shao, and N. Q. Viet Hung. Heterogeneous hypergraph embedding for graph classification. In Proceedings of the 14th ACM International Conference on Web Search and Data Mining, pages 725–733, 2021.
- [75] J. M. Thomas, S. Beddar-Wiesing, A. Moallem-Oureh, and R. Nather. Graph type expressivity and transformations. CoRR, abs/2109.10708, 2021.
- [76] V. Thost and J. Chen. Directed acyclic graph neural networks. In International Conference on Learning Representations, 2021.
- [77] L. H. Tran and L. H. Tran. Directed hypergraph neural network. CoRR, abs/2008.03626, 2020.
- [78] R. Trivedi, H. Dai, Y. Wang, and L. Song. Know-evolve: Deep temporal reasoning for dynamic knowledge graphs. In D. Precup and Y. W. Teh, editors, Proceedings of the 34th International Conference on Machine Learning, ICML 2017, Sydney, NSW, Australia, 6-11 August 2017, volume 70 of Proceedings of Machine Learning Research, pages 3462–3471. PMLR, 2017.
- [79] R. Trivedi, M. Farajtabar, P. Biswal, and H. Zha. Dyrep: Learning representations over dynamic graphs. In 7th International Conference on Learning Representations, ICLR 2019, New Orleans, LA, USA, May 6-9, 2019. OpenReview.net, 2019.
- [80] P. Velickovic, G. Cucurull, A. Casanova, A. Romero, P. Liò, and Y. Bengio. Graph attention networks. In 6th International Conference on Learning Representations, ICLR 2018, Vancouver, BC, Canada, April 30 - May 3, 2018, Conference Track Proceedings. OpenReview.net, 2018.
- [81] X. Wang, T. Huang, D. Wang, Y. Yuan, Z. Liu, X. He, and T.-S. Chua. Learning intents behind interactions with knowledge graph for recommendation. In Proceedings of the Web Conference 2021, pages 878–887, 2021.
- [82] X. Wang, H. Ji, C. Shi, B. Wang, Y. Ye, P. Cui, and P. S. Yu. Heterogeneous graph attention network. In The World Wide Web Conference, pages 2022–2032, 2019.
- [83] Z. Wang, M. Zhou, and C. Arnold. Toward heterogeneous information fusion: Bipartite graph convolutional networks for in silico drug repurposing. Bioinformatics, 36(Supplement_1):i525–i533, 2020.
- [84] L. Wu, Y. Chen, K. Shen, X. Guo, H. Gao, S. Li, J. Pei, and B. Long. Graph neural networks for natural language processing: A survey. arXiv preprint arXiv:2106.06090, 2021.
- [85] S. Wu, F. Sun, W. Zhang, X. Xie, and B. Cui. Graph neural networks in recommender systems: A survey. arXiv:2011.02260 [cs], Feb. 2022. arXiv: 2011.02260.
- [86] Z. Wu, S. Pan, F. Chen, G. Long, C. Zhang, and S. Y. Philip. A comprehensive survey on graph neural networks. IEEE Transactions on Neural Networks and Learning Systems, 2020.
- [87] T. Xia and W.-S. Ku. Geometric graph representation learning on protein structure prediction. In Proceedings of the 27th ACM SIGKDD Conference on Knowledge Discovery & Data Mining, pages 1873–1883, 2021.
- [88] Z. Xinyi and L. Chen. Capsule graph neural network. In International Conference on Learning Representations, 2018.
- [89] N. Yadati. Neural message passing for multi-relational ordered and recursive hypergraphs. Advances in Neural Information Processing Systems, 33, 2020.
- [90] N. Yadati, M. Nimishakavi, P. Yadav, V. Nitin, A. Louis, and P. P. Talukdar. Hypergen: A new method for training graph convolutional networks on hypergraphs. In H. M. Wallach, H. Larochelle, A. Beygelzimer, F. d’Alché-Buc, E. B. Fox, and R. Garnett, editors, Advances in Neural Information Processing Systems 32:

- Annual Conference on Neural Information Processing Systems 2019, NeurIPS 2019, December 8-14, 2019, Vancouver, BC, Canada, pages 1509–1520, 2019.
- [91] Y. Yan, J. Qin, J. Chen, L. Liu, F. Zhu, Y. Tai, and L. Shao. Learning multi-granular hypergraphs for video-based person re-identification. In Proceedings of the IEEE/CVF Conference on Computer Vision and Pattern Recognition (CVPR), June 2020.
 - [92] L. Yang, Z. Xiao, W. Jiang, Y. Wei, Y. Hu, and H. Wang. Dynamic heterogeneous graph embedding using hierarchical attentions. Advances in Information Retrieval, 12036:425, 2020.
 - [93] J. Yi and J. Park. Hypergraph convolutional recurrent neural network. In Proceedings of the 26th ACM SIGKDD International Conference on Knowledge Discovery & Data Mining, pages 3366–3376, 2020.
 - [94] D. Yu, C. Zhu, Y. Yang, and M. Zeng. Jaket: Joint pre-training of knowledge graph and language understanding. arXiv preprint arXiv:2010.00796, 2020.
 - [95] H. Yuan, H. Yu, S. Gui, and S. Ji. Explainability in graph neural networks: A taxonomic survey. arXiv:2012.15445 [cs], Mar. 2021. arXiv: 2012.15445.
 - [96] S. Yun, M. Jeong, R. Kim, J. Kang, and H. J. Kim. Graph transformer networks. In H. Wallach, H. Larochelle, A. Beygelzimer, F. d'Alché-Buc, E. Fox, and R. Garnett, editors, Advances in Neural Information Processing Systems, volume 32. Curran Associates, Inc., 2019.
 - [97] C. Zhang, D. Song, C. Huang, A. Swami, and N. V. Chawla. Heterogeneous graph neural network. In Proceedings of the 25th ACM SIGKDD International Conference on Knowledge Discovery & Data Mining, pages 793–803, 2019.
 - [98] S. Zhang, Y. Liu, and L. Xie. Molecular mechanics-driven graph neural network with multiplex graph for molecular structures, 2020.
 - [99] S. Zhang, H. Tong, J. Xu, and R. Maciejewski. Graph convolutional networks: Algorithms, applications and open challenges. In International Conference on Computational Social Networks, pages 79–91. Springer, 2018.
 - [100] S. Zhang, H. Tong, J. Xu, and R. Maciejewski. Graph convolutional networks: a comprehensive review. Computational Social Networks, 6(1):1–23, Dec. 2019. Number: 1 Publisher: SpringerOpen.
 - [101] Z. Zhang, P. Cui, and W. Zhu. Deep learning on graphs: A survey. IEEE Transactions on Knowledge and Data Engineering, 2020.
 - [102] J. Zhou, G. Cui, S. Hu, Z. Zhang, C. Yang, Z. Liu, L. Wang, C. Li, and M. Sun. Graph neural networks: A review of methods and applications. AI Open, 1:57–81, 2020.
 - [103] M. Zitnik, M. Agrawal, and J. Leskovec. Modeling polypharmacy side effects with graph convolutional networks. Bioinformatics, 34(13):457–466, 2018.