

# Rational Angles and Tilings of the Sphere by Congruent Quadrilaterals

Ho Man CHEUNG  
email: hmcheungae@connect.ust.hk

Hoi Ping LUK  
email: hoi@connect.ust.hk

July 4, 2022

## Abstract

We apply Diophantine analysis to classify edge-to-edge tilings of the sphere by congruent almost equilateral quadrilaterals (i.e., edge combination  $a^3b$ ). Despite a complete classification by Cheung, Luk and Yan, the method implemented here is more systematic and applicable to other related tiling problems. We also provide detailed geometric data for the tilings.

*Keywords:* Spherical Tilings, Quadrilateral, Quadrangle, Classification, Trigonometric Diophantine Equations

## 1 Introduction

We study edge-to-edge tilings of the sphere by congruent polygons such that each vertex has degree  $\geq 3$ . It is well known that the polygons in these tilings are triangle, quadrilateral or pentagon. The classification of tilings of the sphere by congruent triangles was started by Sommerville [19] in 1924 and completed by Ueno and Agaoka [20] in 2002. The classification for tilings of the sphere by congruent pentagons has seen considerable progress [12, 5, 22, 23, 4, 24, 17, 18, 25, 26] and is expected to be completed in the near future.

Akama, Sakano, van Cleemput [1, 2, 3] started a preliminary classification for tilings of the sphere by congruent quadrilaterals which are equilateral or can be subdivided into two congruent triangles. It remains to classify the tilings by congruent quadrilaterals with exactly three equal edges ( $a^3b$ , first picture of Figure 1) and by congruent quadrilaterals with exactly two equal edges ( $a^2bc$ , second picture). Ueno and Agaoka [21] studied some special cases of the tilings by congruent  $a^3b$  quadrilaterals. Their work is indicative of many challenges in the classification. In 2022, Cheung, Luk and Yan [8] gave a complete classification for tilings of the sphere by congruent quadrilaterals as well as a modernised classification for the tilings by congruent triangles.

We call a quadrilateral with edge combination  $a^3b$  *almost equilateral*, where  $a$ -edge and  $b$ -edge are assumed to have different lengths. The angles are indicated in the first picture of Figure 1. Likewise for the  $a^2bc$  quadrilateral in the second picture. These standard configurations are implicitly assumed in this paper. We call an angle *rational* if its value is a rational multiple of  $\pi$ . Otherwise we call the angle *non-rational*.

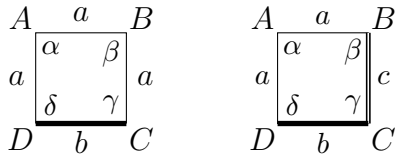


Figure 1: Quadrilaterals with edge combinations  $a^3b, a^2bc$

The main purpose of this paper is to give an alternative classification for tilings of the sphere by congruent almost equilateral quadrilaterals. The key is Diophantine analysis in the following situations,

1. If all angles are rational, then we determine the angle values by finding all rational solutions to a trigonometric Diophantine equation which all angles must satisfy.
2. If some angles are non-rational, then we determine all angle combinations at vertices by solving a related system of linear Diophantine inequalities.

Despite the complete classification in [8], techniques in this paper have their own independent significance. Coolsaet [10] discovered the trigonometric Diophantine equation relating the angles of convex almost equilateral

quadrilateral. Myerson [14] found the rational solutions to the equation. There are two major advancements in this paper. The first is extending the trigonometric Diophantine equation to general almost equilateral quadrilaterals. The second is establishing a technique to determine all angle combinations at vertices using the constraint of non-rational angles. This technique is based on the study in [16].

Historically, trigonometric Diophantine equations have been closely connected to many geometric situations. Conway and Jones [9] have opened doors to the exploration of many interesting geometry problems. Notable work can be seen in [14, 15, 13].

In contrast to [8], there are two significant advantages in our approach. Firstly, arguments in this paper are more systematic whereas those in [8] are often sophisticated and improvised. Secondly, most techniques here can be computerised. In that regard, our approach apparently more advantageous in exhaustive search and more likely to be applied to other similar problems, such as the study of non-edge-to-edge tilings of the sphere. Promising signs of such proposal can be seen in the families of non-edge-to-edge tilings by congruent triangles obtained in this paper as degenerated cases of the tilings by quadrilaterals, which supplement the discoveries by Dawson [11].

Another feature of this paper is the extrinsic geometric data of tilings, namely the formulae for the angles and edge lengths. We include the data for tilings by congruent almost equilateral quadrilaterals and the tilings by congruent  $a^2bc$  quadrilaterals. Thereby we demonstrate the relation between these tilings via edge reduction. The data are intended for wider audience such as engineers, designers and architects.

The main result of this paper is stated as follows.

**Theorem.** *Tilings of the sphere by congruent almost equilateral quadrilaterals are earth map tilings  $E$  and their flip modifications,  $E'$ ,  $E''$ , and rearrangement  $E'''$ , and isolated earth map tilings,  $S1$ ,  $S2$ ,  $S3$ ,  $S'3$ ,  $S5$ , and special tilings  $QP_6$ ,  $S4$ ,  $S6$ .*

The tilings in the main theorem are presented the first picture of Figure 3, and Figures 4, 5, 6. The angles are implicitly represented according to Figure 2. Tiles with angles arranged in the orientation in the first picture, i.e.,  $\alpha \rightarrow \beta \rightarrow \gamma \rightarrow \delta$  clockwise, are marked by “-”. The other tiles, unmarked, have angles arranged counter-clockwise as in the second picture.

Let  $f$  denote the *number of tiles* in a tiling. The notations for tilings in the theorem are introduced in [8]. We use  $Si$  (or  $S_{fi}$ ) to denote isolated



Figure 2: Orientations of almost equilateral quadrilateral tiles

earth map tilings and special tilings. We use  $QP_6$  to denote the quadrilateral subdivision of the cube  $P_6$ . The notations  $E, E', E'', E'''$  correspond to  $E'_\square 2, E'^{(s,t)}_2, E''^{(s',t)}_2, E'''_2$  in [8] respectively.




Figure 3: Earth map tilings  $E$  by  $a^3b$  tiles and by  $a^2bc$  tiles

The earth map tilings  $E$  is the first picture of Figure 3. The vertical edges in the top row of  $E$  converge to a vertex (north pole) and those in the bottom row converge to another (south pole). The shaded tiles form a timezone. A tiling is a repetition of timezones. The second picture is the earth map tiling by congruent  $a^2bc$  quadrilaterals. We may obtain  $E$  from this earth map tiling by edge reduction  $c = a$  or  $b = a$ . The earth map tilings with exactly three timezones is the deformed cube.

For any positive integer  $s < \frac{f}{2}$ , let  $\mathcal{T}_s$  be  $s$  consecutive timezones. The first picture of Figure 4 shows the boundary of  $\mathcal{T}_s$ . If  $\alpha = s\beta$ , we may flip the  $\mathcal{T}_s$  part of  $E$  with respect to  $L'$  to get a new tiling  $E'$ . We call it a *flip modification*. We may simultaneously flip several disjoint copies of  $\mathcal{T}_s$ . Similarly, if  $\gamma + \delta = s\beta$ , we may simultaneously flip several disjoint copies  $\mathcal{T}_s$  with respect to  $L''$  to get  $E''$ .

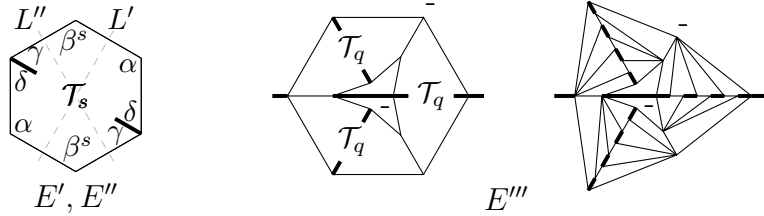


Figure 4: Flip modifications  $E', E''$  and rearrangement  $E'''$  of  $E$

For  $q = \frac{f-4}{6}$ , we may rearrange three copies of  $\mathcal{T}_q$  as in the second picture

of Figure 4 to get an *rearrangement*  $E'''$ . The third picture shows  $E'''$  when  $q = 4$ . Rearrangements are only for specific combination of angle values.

Further explanations on the  $E', E'', E'''$  can be seen in [8, Section 2].

The isolated earth map tilings and the special tilings are presented in Figure 5.

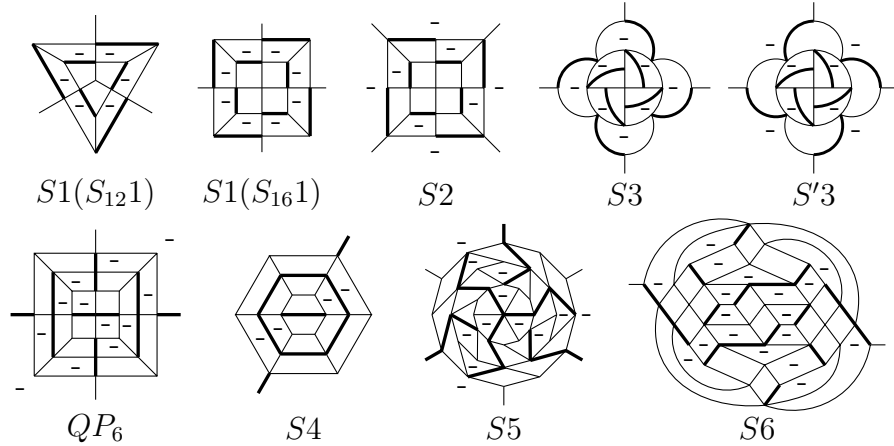


Figure 5: Polar view of  $S1, S2, S3, S'3, QP_6, S4, S5, S6$

Figure 6 presents a different view of  $S1, S2, S3, S5$ . Comparing with Figure 3, combinatorially, each of them belongs to a family of earth map tilings (with shaded timezones different from that in  $E$ ). However, they can be realised as geometric tilings only for specific numbers of timezones. A combinatorial study on pentagonal earth map tilings was given by Yan [25].

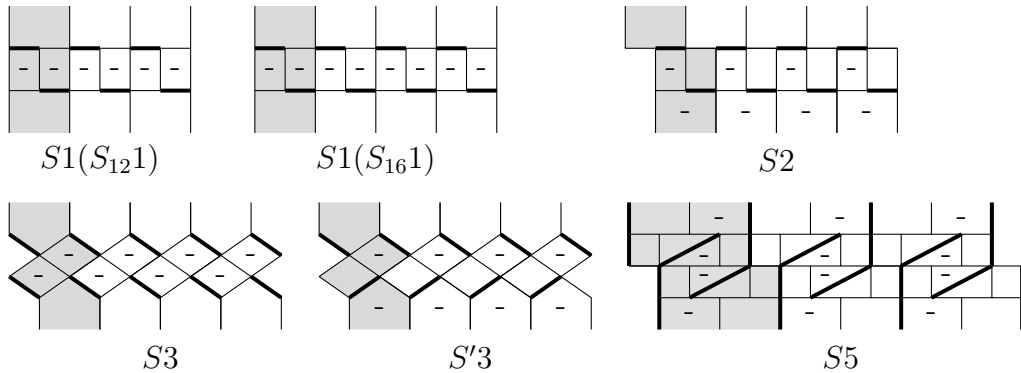


Figure 6: Isolated earth map tilings  $S1, S2, S3, S'3, S5$

Table 1, 2, 3, 4 give the geometric and combinatoric data of the tilings.

The paper is organised as follows. Section 2 explains the basic tools and the strategy. Section 3 studies the tilings where every angle is rational, Section 4 studies the tilings where some angles are non-rational. Section 5 verifies the existence of tilings and explains the data.

Acknowledgement: the authors wish to express profound gratitude to Professor Min Yan for detailed discussions and suggestions on this paper.

## 2 Basic Tools

### 2.1 Concepts and Notations

#### Quadrilateral

A polygon is *simple* if the boundary is simple. A polygon is *convex* if it is simple and every angle  $\leq \pi$ . By [12, Lemma 1], at least one tile in a tiling of the sphere is simple. If all the tiles are congruent, then all tiles are simple.

The polygon in Section 2, 3, 4 are assumed to be an almost equilateral quadrilateral. In Section 5, we also calculate geometric data of  $a^2bc$  quadrilateral.

For quadrilaterals in tilings, we assume the angles and the edges have values in  $(0, 2\pi)$ . The simple tile implies  $a < \pi$  for both quadrilaterals in Figure 1.

Since the area of the quadrilateral is the surface area of the unit sphere divided by  $f$ , the *quadrilateral angle sum* is

$$\alpha + \beta + \gamma + \delta = (2 + \frac{4}{f})\pi. \quad (2.1)$$

#### Vertex

The *vertex angle sum* of a vertex  $\alpha^m\beta^n\gamma^k\delta^l$  consisting of  $m$  copies of  $\alpha$  and  $n$  copies of  $\beta$  and  $k$  copies of  $\gamma$  and  $l$  copies of  $\delta$  is given by

$$m\alpha + n\beta + k\gamma + l\delta = 2\pi. \quad (2.2)$$

By (2.1), at least one of the non-negative integers  $m, n, k, l$  is zero. At a vertex, these are generic notations reserved for the numbers of  $\alpha, \beta, \gamma, \delta$  respectively. For example,  $\alpha\beta^2$  is a vertex with  $m = 1, n = 2$  and  $k = l = 0$ .

Tilings	$f$	Edges and Angles	Vertices
$P_6$	6	$a = \cos^{-1} \frac{\cos \alpha}{\cos \alpha - 1},$ $b = \cos^{-1} \frac{(2 \cos \alpha - 1) \cos(\alpha + \frac{2}{3}\pi) - \cos^2 \alpha}{(1 - \cos \alpha)^2},$ $\alpha + \gamma + \delta = 2\pi, \beta = \frac{2}{3}\pi$	$6\alpha\gamma\delta,$ $2\beta^3$
$S1$	12	$a = \cos^{-1}(\frac{2}{3}\sqrt{5} - 1) \approx 0.34\pi,$ $b = \cos^{-1}(3\sqrt{5} - 6) \approx 0.25\pi,$ $\alpha = 2 \cos^{-1} \frac{1}{4}\sqrt{10} \approx 0.42\pi,$ $\beta = \frac{2}{3}\pi,$ $\gamma = \frac{2}{3}\pi - \cos^{-1} \frac{1}{4}\sqrt{10} \approx 0.46\pi,$ $\delta = \pi - \cos^{-1} \frac{1}{4}\sqrt{10} \approx 0.80\pi$	$6\alpha\delta^2,$ $6\alpha\beta\gamma^2,$ $2\beta^3$
$S1$	16	$a = \cos^{-1} \frac{1}{2}(-3 - \sqrt{2} + \sqrt{5} + \sqrt{10}) \approx 0.34\pi,$ $b = \cos^{-1}(-9 - 6\sqrt{2} + 4\sqrt{5} + 3\sqrt{10}) \approx 0.11\pi,$ $\alpha = 2 \cos^{-1} \frac{1}{\sqrt{12}}\sqrt{7 + \sqrt{2} + \sqrt{5} - \sqrt{10}} \approx 0.42\pi,$ $\beta = \frac{1}{2}\pi,$ $\gamma = \frac{3}{4}\pi - \cos^{-1} \frac{1}{\sqrt{12}}\sqrt{7 + \sqrt{2} + \sqrt{5} - \sqrt{10}} \approx 0.54\pi,$ $\delta = \pi - \cos^{-1} \frac{1}{\sqrt{12}}\sqrt{7 + \sqrt{2} + \sqrt{5} - \sqrt{10}} \approx 0.79\pi$	$8\alpha\delta^2,$ $8\alpha\beta\gamma^2,$ $2\beta^4$
$S2$	16	$a = \cos^{-1} \frac{1}{\sqrt{7}}\sqrt{2\sqrt{2} - 1} \approx 0.33\pi,$ $b = \cos^{-1} \frac{1}{\sqrt{7}}\sqrt{22\sqrt{2} - 25} \approx 0.12\pi,$ $\alpha = \frac{1}{2}\pi,$ $\beta = \cos^{-1} \frac{1}{2}(\sqrt{2} - 1) \approx 0.43\pi,$ $\gamma = \frac{3}{4}\pi,$ $\delta = \cos^{-1} \frac{1}{2}(1 - \sqrt{2}) \approx 0.57\pi$	$8\alpha\gamma^2,$ $8\beta^2\delta^2,$ $2\alpha^4$
$S3$	16	$a = \frac{1}{4}\pi, b = \frac{1}{2}\pi,$	$8\alpha\gamma^2,$ $8\alpha\beta\delta^2,$ $2\beta^4$
$S'3$		$\alpha = \pi, \beta = \frac{1}{2}\pi, \gamma = \frac{1}{2}\pi, \delta = \frac{1}{4}\pi$	

Table 1: Data of isolated tilings 1

Tilings	$f$	Edges and Angles	Vertices
$S_4$	16	$a = \frac{1}{4}\pi,$ $b = \cos^{-1} \frac{1}{4}(2\sqrt{2} - 1) \approx 0.35\pi,$ $\alpha = \frac{1}{2}\pi, \beta = \frac{3}{4}\pi,$ $\gamma = \cos^{-1} \frac{1}{\sqrt{17}} \sqrt{7 - 4\sqrt{2}} \approx 0.41\pi,$ $\delta = \pi - \cos^{-1} \frac{1}{\sqrt{17}} \sqrt{7 - 4\sqrt{2}} \approx 0.59\pi$	$8\alpha\beta^2,$ $4\alpha^2\gamma\delta,$ $6\gamma^2\delta^2$
$QP_6$	24	$a = \cos^{-1} \frac{1}{\sqrt{13}} \sqrt{5 + 2\sqrt{3}} \approx 0.20\pi,$ $b = \cos^{-1} \frac{1}{\sqrt{13}} \sqrt{2(4 - \sqrt{3})} \approx 0.30\pi,$ $\alpha = \frac{2}{3}\pi,$ $\beta = \pi - \sin^{-1} \frac{1}{\sqrt{6}} \sqrt{4 + \sqrt{3}} \approx 0.57\pi,$ $\gamma = \frac{1}{2}\pi,$ $\delta = \sin^{-1} \frac{1}{\sqrt{6}} \sqrt{4 + \sqrt{3}} \approx 0.43\pi$	$8\alpha^3,$ $12\beta^2\delta^2,$ $6\gamma^4$
$S_5$	36	$a = \cos^{-1} \frac{\sin \frac{2}{9}\pi + 2\sin \frac{4}{9}\pi}{\sqrt{3}(1 + \cos \frac{2}{9}\pi)} \approx 0.17\pi,$ $b = \cos^{-1} \frac{1}{3}(4\sin^2 \frac{1}{9}\pi - \sqrt{3}\cot \frac{4}{9}\pi$ $+ 2\sqrt{3}\cos \frac{2}{9}\pi \cot \frac{4}{9}\pi + 4\sin \frac{4}{9}\pi \tan \frac{1}{9}\pi)$ $\approx 0.26\pi,$ $\alpha = \frac{4}{9}\pi, \beta = \frac{7}{9}\pi, \gamma = \frac{1}{3}\pi, \delta = \frac{5}{9}\pi$	$18\alpha\beta^2,$ $6\alpha^2\delta^2,$ $6\gamma\delta^3,$ $6\alpha\gamma^3\delta,$ $2\gamma^6$
$S_6$	36	$a = \cos^{-1}(4\cos \frac{1}{9}\pi - 3) \approx 0.23\pi,$ $b = \cos^{-1}(6\cos \frac{1}{9}\pi + 2\sqrt{3}\sin \frac{1}{9}\pi$ $- 3\sqrt{3}\tan \frac{1}{9}\pi - 4) \approx 0.12\pi,$ $\alpha = \frac{1}{3}\pi, \beta = \frac{5}{9}\pi, \gamma = \frac{7}{18}\pi, \delta = \frac{5}{6}\pi.$	$14\alpha\delta^2,$ $10\alpha\beta^3,$ $8\gamma^3\delta,$ $6\alpha^2\beta\gamma^2$

Table 2: Data of isolated tilings 2

Tilings	$f$	Edges and Angles	Vertices
$E, E'$	$\geq 6$	$a = \cos^{-1} \frac{\cos \alpha}{\cos \alpha - 1},$ $b = \cos^{-1} \frac{(2 \cos \alpha - 1) \cos(\alpha + \beta) - \cos^2 \alpha}{(1 - \cos \alpha)^2}$	
$E$	$\geq 6$	$\alpha + \gamma + \delta = 2\pi, \beta = \frac{4}{f}\pi$	$f\alpha\gamma\delta,$ $2\beta^{\frac{f}{2}}$
$E'$	$\geq 8$	$\alpha = \frac{2}{3}\pi, \beta = \frac{4}{f}\pi,$ $\gamma + \delta = \frac{4}{3}\pi$	$(f - 6)\alpha\gamma\delta,$ $2\alpha^3,$ $6\beta^{\frac{f}{6}}\gamma\delta$
		$n = \frac{f}{4},$ $\alpha = \frac{4n}{f}\pi, \beta = \frac{4}{f}\pi,$ $\gamma + \delta = (2 - \frac{4n}{f})\pi$	$(f - 4)\alpha\gamma\delta,$ $2\alpha^2\beta^2,$ $6\beta^n\gamma\delta$
		$n \in (\frac{f}{8}, \frac{f}{6} - \frac{1}{3}],$ $\alpha = \frac{4n}{f}\pi, \beta = \frac{4}{f}\pi,$ $\gamma + \delta = (2 - \frac{4n}{f})\pi, \gamma > \pi$	$(f - 6)\alpha\gamma\delta,$ $2\alpha^3\beta^{\frac{f}{2} - 3n},$ $6\beta^n\gamma\delta$
		$n \in (\frac{f}{8}, \frac{f}{4} - 1),$ $\alpha = \frac{4n}{f}\pi, \beta = \frac{4}{f}\pi,$ $\gamma + \delta = (2 - \frac{4n}{f})\pi, \gamma > \pi$	$(f - 4)\alpha\gamma\delta,$ $2\alpha^2\beta^{\frac{f}{2} - 2n},$ $4\beta^n\gamma\delta$
		$\alpha = \pi, \beta = \frac{4}{f}\pi,$ $\gamma + \delta = \pi$	$(f - 2)\alpha\gamma\delta,$ $2\alpha\beta^{\frac{f}{4}},$ $2\beta^{\frac{f}{4}}\gamma\delta$
		$\alpha = (1 - \frac{4}{f})\pi, \beta = \frac{4}{f}\pi,$ $\gamma + \delta = (1 + \frac{4}{f})\pi$	$(f - 2)\alpha\gamma\delta,$ $2\alpha\beta^{\frac{f}{4} + 1},$ $2\beta^{\frac{f}{4} - 1}\gamma\delta$
		$n \in \begin{cases} (\frac{f}{4}, \frac{3f}{8}), & \text{if } \alpha > \pi, \\ (\frac{f}{8}, \frac{f}{4} - 1), & \text{if } \gamma > \pi; \end{cases}$ $\alpha = \frac{4n}{f}\pi, \beta = \frac{4}{f}\pi,$ $\gamma + \delta = (2 - \frac{4n}{f})\pi$	$(f - 2)\alpha\gamma\delta,$ $2\alpha\beta^{\frac{f}{2} - n},$ $2\beta^n\gamma\delta$

Table 3: Data of earth map tilings 1

Tilings	$f$	Edges and Angles	Vertices
$E'', E'''$	$\geq 8$	$a = \cos^{-1} \frac{\cos \alpha}{\cos \alpha - 1},$ $b = \cos^{-1} \frac{(2 \cos \alpha - 1) \cos(\alpha + \beta) - \cos^2 \alpha}{(1 - \cos \alpha)^2}$	
$E''$	$\geq 8$	$\alpha = \pi, \beta = \frac{4}{f}\pi,$ $\gamma + \delta = \pi$	$(f-4)\alpha\gamma\delta,$ $4\alpha\beta^{\frac{f}{4}},$ $2\gamma^2\delta^2$
		$n \in (\frac{f}{8}, \frac{f}{4}),$ $\alpha = (2 - \frac{4n}{f})\pi, \beta = \frac{4}{f}\pi,$ $\gamma + \delta = \frac{4n}{f}\pi$	$(f-4)\alpha\gamma\delta,$ $4\alpha\beta^n,$ $2\beta^{\frac{f}{2}-2n}\gamma^2\delta^2$
		$n \in (\frac{f}{8}, \frac{f}{6}],$ $\alpha = (2 - \frac{4n}{f})\pi, \beta = \frac{4}{f}\pi,$ $\gamma + \delta = \frac{4n}{f}\pi$	$(f-6)\alpha\gamma\delta,$ $6\alpha\beta^n,$ $2\beta^{\frac{f}{2}-3n}\gamma^3\delta^3$
$E'''$	$\geq 8$	$\alpha = (\frac{4}{3} - \frac{4}{3f})\pi, \beta = \frac{4}{f}\pi,$ $\gamma = (\frac{2}{3} - \frac{2}{3f})\pi, \delta = \frac{2}{f}\pi$	$(f-6)\alpha\gamma\delta,$ $2\gamma^3\delta,$ $4\alpha\beta^{\frac{f+2}{6}},$ $2\alpha\beta^{\frac{f-4}{6}}\delta^2$

Table 4: Data of earth map tilings 2

In our practice,  $m, n, k, l$  in a vertex notation are assumed to be  $> 0$  unless otherwise specified. That is, we only express the angles appearing at a vertex whenever possible. For example,  $\alpha^m \beta^n$  does not include  $\alpha^m, \beta^n$ . Such practice is one subtle difference from [8]. As the arguments of vertex and vertex angle sum are frequently used, we give a shorthand argument: when  $\alpha\beta^2$  is a vertex, we simply say “by  $\alpha\beta^2$ ” to mean “ $\alpha\beta^2$  being a vertex” or “by the angle sum  $\alpha + 2\beta = 2\pi$  of  $\alpha\beta^2$ ”. We use  $\alpha = \beta$  to mean  $\alpha, \beta$  having the same value. We use  $\alpha \neq \beta$  to mean  $\alpha, \beta$  having distinct values.

The notation  $\alpha\beta^2 \dots$  means a vertex with at least one  $\alpha$  and two copies of  $\beta$ , i.e.,  $m \geq 1$  and  $n \geq 2$ . The angle combination in  $\dots$  is called the *remainder* of the vertex. A *b-vertex* is a vertex with a *b*-edge (i.e., with  $\gamma, \delta$ ) and a  $\hat{b}$ -vertex is a vertex without (i.e., without  $\gamma, \delta$ ).

The critical step in classifying tilings is to find all the possible vertices. There are various constraints on the possible angle combinations at vertices in a tiling. We call the combinations satisfying the constraints *admissible*. An *anglewise vertex combination* (AVC) is a collection of all admissible vertices in a tiling. Examples of such constraints are the vertex angle sum and the quadrilateral angle sum. The following is an example of a set of admissible vertices, AVC (3.15) from Proposition 3.4,

$$\text{AVC} = \{\alpha\gamma\delta, \gamma^3\delta, \beta^n, \alpha\beta^n, \alpha\beta^n\delta^2, \beta^n\gamma\delta, \beta^n\gamma^2\delta^2\}.$$

The generic  $n$  may take different values at different vertex. We remark that some vertices in an AVC may not appear in a tiling. For example, the AVC of the earth map tiling  $E$  below has only two vertices.

$$\text{AVC} \equiv \{\alpha\gamma\delta, \beta^{\frac{f}{2}}\}.$$

Here we use “ $\equiv$ ” instead of “ $=$ ” to denote the set of vertices which are exactly the ones in a tiling, i.e., every vertex appears in the tiling.

An *angle sum system* is a linear system consisting of the quadrilateral angle sum and vertex angle sums. For example, for vertices  $\alpha^{m_1}\beta^{n_1}\gamma^{k_1}\delta^{l_1}$ ,  $\alpha^{m_2}\beta^{n_2}\gamma^{k_2}\delta^{l_2}$ ,  $\alpha^m\beta^n\gamma^k\delta^l$  in a tiling, where  $m_i, n_i, k_i, l_i, m, n, k, l \geq 0$  and  $1 \leq i \leq 2$ , the angles satisfy the angle sum system below,

$$\begin{cases} \alpha + \beta + \gamma + \delta = (2 + \frac{4}{f})\pi, \\ m_1\alpha + n_1\beta + k_1\gamma + l_1\delta = 2\pi, \\ m_2\alpha + n_2\beta + k_2\gamma + l_2\delta = 2\pi, \\ m\alpha + n\beta + k\gamma + l\delta = 2\pi. \end{cases}$$

If the four equations are linearly independent, then the unique solution implies that all four angles are rational. If some angle is non-rational, then this angle sum system has rank  $\leq 3$ , which we call the *non-rationality condition*.

There is an exception if  $\alpha\gamma\delta$  is a vertex. The system is a bit different and the non-rationality condition is rank = 2. The earth map tiling is an example of tiling having only two vertices. Therefore the angle sum system consists of three equations. It is indeed not always possible to obtain enough linearly independent equations to effectively determine the angles.

In fact, as seen in [8], technical and mostly ad hoc combinatorial arguments are required to derive three vertices in the majority of cases. By dividing into rational angle and non-rational angle analysis albeit artificial, we can systematically determine all the vertices. Our strategy is outlined in Section 2.4, and implementation is in Sections 3, 4.

The notations  $\#\alpha, \#\beta, \dots$  denote the total number of  $\alpha$ , the total number of  $\beta$ , etc., in a tiling. If each angle appears exactly once at the quadrilateral, then

$$f = \#\alpha = \#\beta = \#\gamma = \#\delta.$$

We also, for example, denote by  $\#\alpha\delta^2$  the total number of vertex  $\alpha\delta^2$  in a tiling. Then in (3.11),  $AVC = \{\alpha\delta^2, \alpha\beta^3, \gamma^3\delta, \alpha^2\beta\gamma^2\}$ , we have

$$\begin{aligned} f &= \#\alpha = \#\alpha\delta^2 + \#\alpha\beta^3 + 2\#\alpha^2\beta\gamma^2, \\ f &= \#\beta = 3\#\alpha\beta^3 + \#\alpha^2\beta\gamma^2, \\ f &= \#\gamma = 3\#\gamma^3\delta + 2\#\alpha^2\beta\gamma^2, \\ f &= \#\delta = 2\#\alpha\delta^2 + \#\gamma^3\delta. \end{aligned}$$

## Adjacent Angle Deduction

Angles at a vertex can be arranged in various ways. An *adjacent angle deduction* (AAD) is a convenient notation representing the angle arrangement and the tile arrangement at a vertex. Symbolically, “|” denotes an  $a$ -edge and “■” denotes a  $b$ -edge. For example, all three pictures in Figure 7 are AADs of  $\beta^2\gamma^2$  of the almost equilateral quadrilateral. The AADs of  $\gamma|\beta|\beta|\gamma$  in the pictures can further be represented by  $\mathbf{[\delta\gamma^\beta|\gamma\beta^\alpha|\alpha\beta^\gamma|\beta\gamma^\delta]}$ ,  $\mathbf{[\delta\gamma^\beta|\gamma\beta^\alpha|\gamma\beta^\alpha|\beta\gamma^\delta]}$  and  $\mathbf{[\delta\gamma^\beta|\alpha\beta^\gamma|\gamma\beta^\alpha|\beta\gamma^\delta]}$  respectively.

As seen above, the notations can be regarded as mini pictures. Similar to their pictorial counterparts, the notations can be rotated and re-

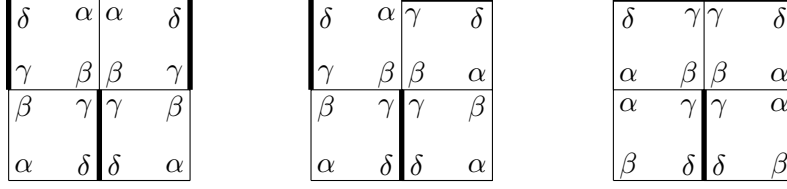


Figure 7: Adjacent angle deduction (AAD)

versed. For example, the AAD of the second picture can also be written as  $|\gamma\beta^\alpha|\gamma\beta^\alpha|^\beta\gamma^\delta|^\delta\gamma^\beta|$  (rotation) and  $|\delta\gamma^\beta|^\alpha\beta\gamma|^\alpha\beta\gamma|^\beta\gamma^\delta|$  (reversion).

The AAD notation can be flexible. For example, we write  $\beta^\alpha|\alpha\beta$  (the first picture of Figure 7) if it is our focus on  $\beta^2\gamma^2$ . We use  $\beta^\alpha|\alpha\beta\cdots$  to denote a vertex with such angle arrangement.

The AAD has *reciprocity property*: an AAD  $\lambda^\theta|\rho\mu$  at  $\lambda\mu\cdots$  implies an AAD at  $\theta^\lambda|\mu\rho$  at  $\theta\rho\cdots$  and vice versa.

We give an example of proof by AAD. Up to rotation and reversion, the possible AADs for  $\alpha|\alpha$  are  $\alpha^\beta|\beta\alpha, \alpha^\beta|\delta\alpha, \alpha^\delta|\delta\alpha$ . If  $\beta^2\cdots, \delta^2\cdots$  are not vertices, then  $\alpha|\alpha$  has *unique* AAD  $\alpha^\beta|\delta\alpha$ . Moreover, a vertex  $\alpha^3$  has two possible AADs  $|\delta\alpha^\beta|\delta\alpha^\beta|\delta\alpha^\beta|, |\delta\alpha^\beta|\delta\alpha^\beta|\beta\alpha^\delta|$ , depicted in Figure 8. This implies that  $\beta|\delta\cdots$  is always a vertex.

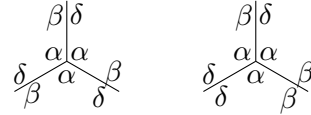


Figure 8: The two possible AADs of  $\alpha^3$

Some typical applications of AAD are listed below:

- If  $\beta|\delta\cdots$  is not a vertex, then  $m$  is even in  $\alpha^m$ .
- If  $\delta|\delta\cdots$  is not a vertex, then  $\alpha^\delta|\delta\alpha\cdots$  is also not a vertex.
- If  $\beta|\beta\cdots, \delta|\delta\cdots$  are not vertices, then  $\alpha|\alpha$  has the unique AAD  $\alpha^\beta|\delta\alpha$ .
- If  $\beta|\beta\cdots, \beta|\delta\cdots$  are not vertices, then  $\alpha\alpha\alpha$  cannot be a vertex. In other words, there are no three consecutive  $\alpha$ 's at a vertex.

The application of AAD depends on the information available. In principle, the AAD argument can be programmed in decision algorithms.

These notations have a significant advantage. The discussion of angle and tile arrangements can be more efficiently and concisely conducted in place of drawing pictures. Luk and Yan invented this system of notations to substitute tens of pictures in the studies of pentagonal tilings.

## 2.2 Technique

In the almost equilateral quadrilateral in Figure 1, we can see a symmetry of  $\alpha \leftrightarrow \beta$  and  $\gamma \leftrightarrow \delta$ . We use “up to symmetry” to refer to this.

### Combinatorics

Let  $v_i$  be the number of vertices of degree  $i \geq 3$ . From [8], the basic formulae about edge-to-edge tilings of the sphere by quadrilaterals are

$$f = 6 + \sum_{h \geq 4} (h - 3)v_h, \quad (2.3)$$

$$v_3 = 8 + \sum_{h \geq 4} (h - 4)v_h. \quad (2.4)$$

Equation (2.3) implies  $f \geq 6$ , and  $f = 6$  if and only if all vertices have degree 3. Equation (2.4) implies  $v_3 \geq 8$ , which further implies that degree 3 vertices always exist.

In [12, 20, 22, 23, 4], a crucial step in classifying tilings is to find all admissible vertices. This means, we need to find various constraints that angle combinations at vertices must satisfy. Here we list some combinatorial constraints.

**Lemma 2.1** (Counting Lemma, [8, Lemma 4]). *In a tiling of the sphere by congruent polygons, suppose two different angles  $\theta, \varphi$  appear the same number of times in the polygon. If the number of times  $\theta$  appears at every vertex is no more than the number of times  $\varphi$  appears, then the number of times  $\theta$  appears at every vertex is the same as the number of times  $\varphi$  appears.*

The assumption is that every  $\theta^k \varphi^l \cdots$  has  $l \geq k \geq 0$  and no  $\theta, \varphi$  in the remainder. The conclusion is every such vertex is  $\theta^k \varphi^k \cdots$ , with no  $\theta, \varphi$  in the remainder.

**Lemma 2.2** (Parity Lemma, [8, Lemma 2]). *The total number of  $\gamma$  and  $\delta$  at any vertex is even.*

**Lemma 2.3** (Balance Lemma, [8, Lemma 6]). *In a tiling of the sphere by congruent almost equilateral quadrilaterals,  $\gamma^2 \cdots$  is not a vertex if and only if  $\delta^2 \cdots$  is not a vertex. If  $\gamma^2 \cdots, \delta^2 \cdots$  are not vertices, then every b-vertex has exactly one  $\gamma$  and one  $\delta$ .*

**Lemma 2.4** ([8, Lemma 9]). *In a tiling of the sphere by congruent quadrilaterals, if two angles  $\theta_1, \theta_2$  do not appear at any degree 3 vertex, then there is a degree 4 vertex  $\theta_i^3 \cdots$  ( $i = 1$  or  $2$ ) or  $\theta_i^2 \theta_j \cdots$  ( $i, j = 1, 2$ ), or a degree 5 vertex  $\theta_1^p \theta_2^q$  ( $p + q = 5$ ).*

**Lemma 2.5** ([8, Lemma 10]). *In a tiling of the sphere by congruent quadrilaterals, if  $\theta^3$  is the unique degree 3 vertex, then  $f \geq 24$  and there is a degree 4 vertex without  $\theta$ .*

**Lemma 2.6** ([8, Lemma 11]). *In a tiling of the sphere by congruent quadrilaterals, if  $\varphi\theta^2$  is the unique degree 3 vertex, then  $f \geq 16$  and there is a degree 4 vertex without  $\theta$ .*

In the last three lemmas, the technique of counting angles is involved. Whenever counting is applied, implicitly there is a criterion which is often clear in the context.

## Geometry

More constraints on angle combinations at vertices can be derived from the conditions on angle values due to geometric reasons. Here are some of these geometric constraints.

**Lemma 2.7** ([8, Lemma 7]). *In a tiling of the sphere by congruent quadrilaterals, there is at most one angle  $\geq \pi$  in each quadrilateral.*

**Lemma 2.8** ([23, Lemma 3]). *In a simple almost equilateral quadrilateral,  $\alpha \geq \beta$  if and only if  $\gamma \geq \delta$ .*

**Lemma 2.9** ([8, Lemma 14], [3, Lemma 2.1]). *In a simple almost equilateral quadrilateral,*

- *if  $\alpha, \beta, \gamma < \pi$ , then  $\beta + \pi > \gamma + \delta$  and  $\delta + \pi > \beta + \gamma$ ;*
- *if  $\alpha, \beta, \delta < \pi$ , then  $\alpha + \pi > \gamma + \delta$  and  $\gamma + \pi > \alpha + \delta$ .*

**Lemma 2.10** ([8, Lemma 15]). *In a simple almost equilateral quadrilateral,*

- if  $\gamma, \delta < \pi$ , then  $\alpha > \gamma$  if and only if  $\beta > \delta$ ;
- if  $\gamma < \pi$ , then  $\beta = \delta$  if and only if  $a = b$ ;
- if  $\delta < \pi$ , then  $\alpha = \gamma$  if and only if  $a = b$ .

In fact, the proof of [8, Lemma 15] shows that, if  $\gamma < \pi$ , then  $\beta > \delta$  if and only if  $a < b$ , and  $\beta = \delta$  if and only if  $a = b$ .

**Lemma 2.11.** *In a simple quadrilateral, if three angles  $< \pi$  and the two edges between these angles are  $< \pi$ , then the other two edges are also  $< \pi$ .*

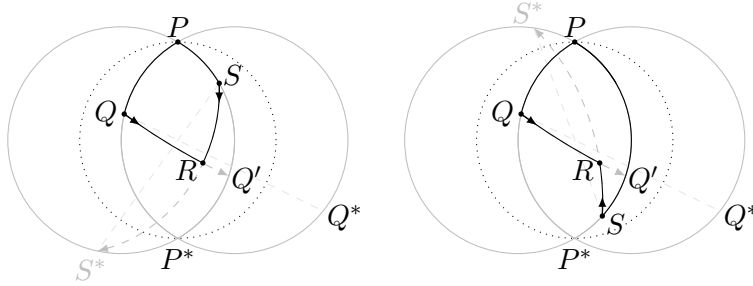


Figure 9: Quadrilateral  $\square PQRS$  with  $\angle P, \angle Q, \angle S, PQ, PS < \pi$

*Proof.* Suppose  $\square PQRS$  is such quadrilateral in Figure 9 where  $\angle P, \angle Q, \angle S, PQ, PS < \pi$ . Then  $PQ, PS$  are respectively contained in the left part and right part of the boundary of the lune (the intersection of two hemispheres) defined by antipodal points  $P, P^*$ , and  $\angle P$ . As  $\angle Q, \angle S < \pi$ , the rays from  $Q$  and  $S$  which respectively coincide with  $QR$  and  $RS$  point towards the interior of the lune. Extending the ray from  $Q$  until it meets at  $Q'$  on the other side of the boundary, we get a standard triangle  $\triangle PQQ'$  where  $QQ' < \pi$ .

If  $S$  is contained in  $PQ'$  in the first picture, then  $\square PQRS$  being simple and  $\angle S < \pi$  imply that the ray from  $S$  will eventually intersect at  $R$  where  $R$  lies between  $QQ'$ . If  $S$  is contained outside  $PQ'$  and in  $Q'P^*$  in the second picture, then  $\square PQRS$  being simple and  $\angle S < \pi$  also imply that the ray from  $S$  will eventually intersect at  $R$  where  $R$  lies between  $QQ'$ . In either case,  $QR, RS$  are contained in the lune and hence  $QR, RS < \pi$ .  $\square$

**Lemma 2.12.** *In a simple almost equilateral quadrilateral, if  $\alpha, \beta, \delta < \pi$ , then  $\gamma > \pi$  implies  $\beta > \delta$ .*

*Proof.* We call a triangle *standard* when each edge and each angle  $< \pi$ . A standard triangle is simple and convex.

By  $a, \alpha, \beta, \delta < \pi$ , Lemma 2.11 implies  $b < \pi$ . Moreover,  $AC, BD$  in Figure 10 is contained in the lune defined by  $A, A^*, \alpha$ . So  $AC, BD < \pi$  and every triangle contained in  $\triangle ABD$  is a standard triangle. We also know that  $\triangle ABD$  contains  $\square ABCD$  and  $\triangle BCD$ . Let  $\beta', \delta'$  be the base angles of  $\triangle BCD$  adjacent to  $\beta, \delta$  respectively.

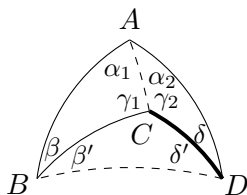


Figure 10:  $\square ABCD$  with  $\alpha, \beta, \delta < \pi$  and  $\gamma > \pi$

Since  $AB = AD = a$ ,  $\triangle ABD, \triangle ABC$  are isosceles triangles. So  $\beta + \beta' = \delta + \delta'$  and  $\alpha_1 = \gamma_1$ . Then  $\gamma > \alpha$  implies  $\gamma_2 > \alpha_2$ . This means  $CD < AD = BC$ . Then in  $\triangle BCD$ , we get  $\beta' < \delta'$ . Hence  $\beta > \delta$ .  $\square$

**Lemma 2.13.** *In a tiling of the sphere by congruent almost equilateral quadrilaterals, we have*

- $\beta = \delta$  if and only if  $\gamma = \pi$ .
- $\alpha = \gamma$  if and only if  $\delta = \pi$ .

*Proof.* If  $\beta = \delta$ , then Lemma 2.7 implies  $\beta, \delta < \pi$ . By  $b \neq a$ , Lemma 2.10 implies  $\gamma \geq \pi$ . Then by Lemma 2.7,  $\alpha < \pi$ . If  $\gamma > \pi$ , then  $\gamma > \alpha$  and Lemma 2.12 imply  $\beta > \delta$ , a contradiction. Hence  $\gamma = \pi$ .

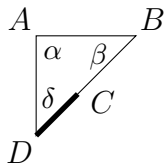


Figure 11:  $\triangle ABD$  with  $\angle C = \gamma = \pi$

If  $\gamma = \pi$ , then the quadrilateral is in fact an isosceles triangle  $\triangle ABD$  in Figure 11 with edges  $AB = AD = a$  and  $BD = a + b$ . Hence  $\beta = \delta$ .  $\square$

The four angles of the almost equilateral quadrilateral should be related by one single equation. Next we introduce this essential equation in our paper. To explain the equation, we need to expand our definition of polygons.

A *general polygon* is a closed path of piecewise geodesic arcs together with a choice of a side. A geodesic arc is a part of a great circle on the (unit) sphere. The *edges* of a general polygon are geodesic arcs and the *vertices* are where edges meet. There are two complementary angles at each vertex. A *side* is fixed by a choice of one angle. Figure 12 demonstrates how a side of a general quadrilateral is fixed by the choice of angle  $*$ .

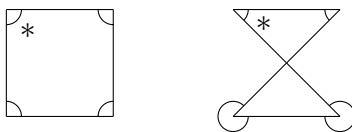


Figure 12: General quadrilaterals as closed paths with fixed sides

Coolsaet [10, (2.3), Theorem 2.1] proved the following identity for convex almost equilateral quadrilateral. Cheung [6, 8] proved the identity for general almost equilateral quadrilaterals.

**Lemma 2.14** ([6, Theorem 22], [8, Lemma 18]). *The four angles of an almost equilateral quadrilateral satisfy*

$$\sin \frac{1}{2}\alpha \sin(\delta - \frac{1}{2}\beta) = \sin \frac{1}{2}\beta \sin(\gamma - \frac{1}{2}\alpha). \quad (2.5)$$

We remark that (2.5) is also true if the quadrilateral is non-simple. It matches the trigonometric Diophantine equation in [14, Equation (4)]. In Section 3, we generalise Coolsaet's method [10, Theorem 3.2] to determine rational angles. In Section 5, we shall see in Lemma 5.2 that (2.5) serves as one of the criteria for verifying the geometric existence of tiles.

### 2.3 Preliminary Cases

There are up to four distinct angle values among  $\alpha, \beta, \gamma, \delta$ . If all angles share the same value, then  $a = b$ . So a genuine almost equilateral quadrilateral has at least two distinct angle values.

**Proposition 2.15.** *There is no tiling by congruent almost equilateral quadrilaterals with two distinct angle values.*

*Proof.* Suppose there are two distinct angle values. Lemma 2.8 implies no three angles in the tile sharing the same value. Then we have one of the three situations,  $\alpha = \beta$  and  $\gamma = \delta$ ,  $\alpha = \gamma$  and  $\beta = \delta$ ,  $\alpha = \delta$  and  $\beta = \gamma$ .

Suppose  $\alpha = \gamma$  and  $\beta = \delta$ . Lemma 2.7 implies  $\alpha, \beta, \gamma, \delta < \pi$ . By  $b \neq a$  and Lemma 2.13,  $\alpha = \gamma$  if and only if  $\delta = \pi$ , contradicting  $\delta < \pi$ .

Suppose  $\alpha = \delta$  and  $\beta = \gamma$ . Up to symmetry, Lemma 2.8 implies  $\alpha \geq \beta = \gamma \geq \delta = \alpha$ . This implies  $\alpha = \beta = \gamma = \delta$ , a contradiction.

Suppose  $\alpha = \beta$  and  $\gamma = \delta$ , we know  $\alpha \neq \gamma$ . Lemma 2.7 implies every angles  $< \pi$  so the tile is convex. The quadrilateral angle sum becomes

$$2\alpha + 2\gamma = (2 + \frac{4}{f})\pi.$$

By (2.4), we get  $v_3 > 0$ . Then Parity Lemma implies that  $\alpha\gamma^2$  or  $\alpha^3$  is a vertex.

If  $\alpha\gamma^2$  is a vertex, the angle sum system implies  $\alpha = \frac{4}{f}\pi$  and  $\gamma = (1 - \frac{2}{f})\pi$ . By convexity, Lemma 2.9 implies  $\alpha + \pi > 2\gamma$  and hence  $f < 8$ , or  $f = 6$ . Then  $\alpha = \gamma = \frac{2}{3}\pi$ , contradicting  $\alpha \neq \gamma$ .

Now  $\alpha^3$  must be a vertex. Then  $\gamma$  appears at some degree  $\geq 4$  vertex. The angle sum system gives  $\alpha = \frac{2}{3}\pi$  and  $\gamma = (\frac{1}{3} + \frac{2}{f})\pi$ . Then  $2\alpha + 2\gamma, \alpha + 4\gamma, 6\gamma > 2\pi$ , which implies  $\alpha^2\gamma^{k \geq 2} \dots, \alpha\gamma^{k \geq 4} \dots, \gamma^{k \geq 6} \dots$  are not vertices. So  $\gamma$  only appears at  $\gamma^2 \dots = \gamma^4$  and  $\gamma = \frac{1}{2}\pi$ . By  $\gamma = (\frac{1}{3} + \frac{2}{f})\pi$ , we get  $f = 12$ . By  $\alpha = \frac{2}{3}\pi$  and  $\gamma = \frac{1}{2}\pi$ , there are no other vertices, notably no  $\alpha\gamma \dots$ .

The AAD  $[\gamma^\alpha | \alpha \gamma]$  at  $\gamma^4$  implies  $\alpha^2 \dots$ , which is  $\alpha^3$ . By  $\beta = \alpha$  and  $\delta = \gamma$ , the two possible AADs of  $\alpha^3$  from Section 2.1 are  $|\gamma^\alpha | \gamma^\alpha | \gamma^\alpha |$  or  $|\gamma^\alpha | \gamma^\alpha | \alpha \gamma |$ . Both imply  $\alpha\gamma \dots$ , a contradiction. So  $\gamma^4$  is not a vertex and there is no tiling.  $\square$

**Lemma 2.16.** *In a tiling of the sphere by congruent almost equilateral quadrilaterals with at least three distinct angles values, up to symmetry, either  $\alpha\gamma\delta$  is a vertex, or one of the pairs below are vertices.*

- $\alpha^3$  and one of  $\alpha\gamma^2, \alpha\delta^2, \beta\gamma^2, \beta\delta^2$ ,
- $\alpha^2\beta$  and one of  $\alpha\gamma^2, \alpha\delta^2, \beta\delta^2$ ,
- $\alpha\delta^2$  and  $\beta\gamma^2$ ,
- $\alpha^3$  and one of  $\gamma^4, \delta^4, \gamma^3\delta, \gamma\delta^3, \gamma^2\delta^2$ ,
- $\alpha\beta^2$  and one of  $\gamma^4, \delta^4, \gamma^3\delta, \gamma\delta^3, \gamma^2\delta^2$ ,

- $\alpha\gamma^2$  and one of  $\alpha^4, \beta^4, \delta^4, \alpha^3\beta, \alpha\beta^3, \alpha^2\beta^2, \alpha^2\delta^2, \beta^2\delta^2, \alpha\beta\delta^2$ ,
- $\alpha\delta^2$  and one of  $\alpha^4, \beta^4, \gamma^4, \alpha^3\beta, \alpha\beta^3, \alpha^2\beta^2, \alpha^2\gamma^2, \beta^2\gamma^2, \alpha\beta\gamma^2$ .

In each of the last four items, the tiling has a unique degree 3 vertex.

If a tiling has a unique degree 3 vertex, then  $f \geq 16$  (or  $f \geq 24$ ) due to Lemma 2.6 (or Lemma 2.5).

*Proof.* By (2.4),  $v_3 > 0$  means there exists some degree 3 vertex. By Parity Lemma, the degree 3  $b$ -vertices are  $\alpha\gamma\delta, \beta\gamma\delta, \alpha\gamma^2, \alpha\delta^2, \beta\gamma^2, \beta\delta^2$ , and the degree 3  $\hat{b}$ -vertices are  $\alpha^3, \beta^3, \alpha^2\beta, \alpha\beta^2$ . The degree 4 vertices are

$$\alpha^4, \beta^4, \gamma^4, \delta^4, \alpha^3\beta, \alpha^2\beta^2, \alpha\beta^3, \alpha^2\gamma^2, \alpha^2\delta^2, \alpha^2\gamma\delta, \\ \alpha\beta\gamma^2, \alpha\beta\delta^2, \beta^2\gamma^2, \beta^2\gamma\delta, \beta^2\delta^2, \gamma^3\delta, \gamma^2\delta^2, \gamma\delta^3.$$

If  $\alpha\gamma\delta, \beta\gamma\delta$  are both vertices, Then  $\alpha = \beta$  and Lemma 2.8 implies  $\gamma = \delta$ , contradicting at least three distinct angles. Hence only one of them can be a vertex. Pairs leading to these two equalities are dismissed.

Suppose  $\alpha\gamma\delta, \beta\gamma\delta$  are not vertices.

If there are two degree 3 vertices, we then dismisses the pairs contradicting Lemma 2.8. For example,  $\alpha\gamma^2, \beta\delta^2$  are dismissed for this reason. Meanwhile,  $\alpha^2\beta, \beta\gamma^2$  imply  $\alpha = \gamma$  whereby Lemma 2.13 implies  $\delta = \pi$ . Then  $\delta^2 \dots$  is not a vertex. By Balance Lemma,  $\beta\gamma^2$  cannot be a vertex. So  $\alpha^2\beta, \beta\gamma^2$  are also dismissed. Up to symmetry, we obtain all degree 3 pairs.

Suppose there is only one degree 3 vertex. Up to symmetry, it suffices to discuss  $\alpha^3, \alpha\beta^2, \alpha\gamma^2, \alpha\delta^2$ . If one of  $\alpha^3, \alpha\beta^2$  is the only degree 3 vertex, then Lemma 2.4 and Parity Lemma imply that one of  $\gamma^4, \delta^4, \gamma^3\delta, \gamma\delta^3, \gamma^2\delta^2$  is a vertex. If  $\alpha\gamma^2$  is the only degree 3 vertex, then Lemma 2.6 assures a degree 4 vertex without  $\gamma$ . So one of  $\alpha^4, \beta^4, \delta^4, \alpha^3\beta, \alpha\beta^3, \alpha^2\beta^2, \alpha^2\delta^2, \beta^2\delta^2, \alpha\beta\delta^2$  is a vertex. Same for  $\alpha\delta^2$ , one of  $\alpha^4, \beta^4, \gamma^4, \alpha^3\beta, \alpha\beta^3, \alpha^2\beta^2, \alpha^2\gamma^2, \beta^2\gamma^2, \alpha\beta\gamma^2$  is a vertex. These are the remaining pairs.  $\square$

We remark that, in the proof above, counting is used in Lemmas 2.4, 2.6. Because the four angles are distinguished by three distinct angle values and the  $b$ -edge, counting angles is made possible.

It will be explained in Section 2.4 that knowing two vertices is sufficient to determine all angle combinations at vertices. By the above lemma, we only need extra discussion for the case where  $\alpha\gamma\delta$  is a vertex.

**Lemma 2.17.** *If a tiling of the sphere by congruent almost equilateral quadrilaterals has  $\alpha\gamma\delta$ , then  $\alpha^2\cdots$  does not have  $\gamma, \delta$ .*

The implication of the above lemma is: when  $\alpha\gamma\delta$  is a vertex,  $\alpha^2\cdots$  is a  $\hat{b}$ -vertex. So  $\alpha^2\cdots = \alpha^m, \alpha^{m \geq 2}\beta^n$ .

*Proof.* Assume the contrary. By  $\alpha\gamma\delta$ , Parity Lemma implies that one of  $\alpha^2\gamma^2\cdots, \alpha^2\delta^2\cdots$  is a vertex. Up to symmetry of  $\gamma \leftrightarrow \delta$ , suppose  $\alpha^2\gamma^2\cdots$  is a vertex. Then  $\alpha + \gamma \leq \pi$  and  $\alpha\gamma\delta$  implies  $\delta \geq \pi$ . This implies that  $\delta^2\cdots$  is not a vertex. Then Balance Lemma implies that  $\gamma^2\cdots$  is also not a vertex, contradicting  $\alpha^2\gamma^2\cdots$ .  $\square$

**Lemma 2.18.** *If a tiling has at least three distinct angles and  $\alpha\gamma\delta$  is a vertex and  $f \geq 8$ , then  $\alpha > \beta$  and  $\gamma > \delta$ . In particular,  $\delta < \pi$ . Moreover, if  $\alpha^2\cdots$  is not a vertex, then the  $\hat{b}$ -vertices are  $\beta^n, \alpha\beta^n$  and the vertices having strictly more  $\delta$  than  $\gamma$  are  $\alpha\delta^2$  or  $\alpha\beta^n\delta^2$ .*

*Proof.* Assume  $\delta > \gamma$ . Lemma 2.8 implies  $\alpha < \beta$ . Then Lemma 2.9 and  $\alpha\gamma\delta$  imply  $\beta + \pi > \gamma + \delta = 2\pi - \alpha$  which gives  $\alpha + \beta > \pi$ . The angle sum system implies  $\beta = \frac{4}{f}\pi$ . So  $\frac{8}{f}\pi = 2\beta > \alpha + \beta > \pi$  gives  $f < 8$ , a contradiction. So Lemma 2.8 implies  $\alpha > \beta$  and  $\delta < \gamma$ . Then Lemma 2.7 implies  $\delta < \pi$ .

In  $\llbracket \gamma | \cdots | \delta \rrbracket$ , if there is  $\alpha$  in between, by  $\alpha\gamma\delta$  we get  $\llbracket \gamma | \alpha | \delta \rrbracket = \alpha\gamma\delta$ . Otherwise, we get  $\llbracket \gamma | \beta \cdots \beta | \delta \rrbracket$  or  $\llbracket \gamma | \delta \rrbracket$ . So  $\llbracket \gamma | \cdots | \delta \rrbracket = \llbracket \gamma | \delta \rrbracket, \llbracket \gamma | \alpha | \delta \rrbracket, \llbracket \gamma | \beta \cdots \beta | \delta \rrbracket$ .

If  $\alpha^2\cdots$  is not a vertex, then  $\beta^\alpha | \alpha \beta \cdots, \beta^\alpha | \alpha \delta \cdots, \delta^\alpha | \alpha \delta \cdots$  are not vertices. By no  $\beta^\alpha | \alpha \beta \cdots$ , we get  $\beta^\alpha \beta \cdots \beta = \beta^\alpha \beta^\alpha \cdots \beta^\alpha$  and  $\delta^\alpha \beta \cdots \beta = \delta^\alpha \beta^\alpha \cdots \beta^\alpha$ . Then  $\llbracket \delta | \beta \cdots \beta | \delta \rrbracket = \llbracket \delta^\alpha | \beta^\alpha \cdots \beta^\alpha | \delta \rrbracket$  implies  $\alpha^2\cdots$  being a vertex, a contradiction. So  $\llbracket \delta | \beta \cdots \beta | \delta \rrbracket$  cannot happen. Hence  $\llbracket \delta | \cdots | \delta \rrbracket = \llbracket \delta | \alpha | \delta \rrbracket, \llbracket \delta | \alpha | \beta \cdots \beta | \delta \rrbracket, \llbracket \delta | \beta \cdots \beta | \alpha | \beta \cdots \beta | \delta \rrbracket$ .

From the above, both  $\llbracket \gamma | \cdots | \delta \rrbracket, \llbracket \delta | \cdots | \delta \rrbracket$  at a vertex means the angle sum  $> 2\pi$ . So they cannot both appear at a vertex. The same argument shows no  $\gamma^2$  in the remainder of  $\llbracket \delta | \cdots | \delta \rrbracket$ . By  $\gamma > \delta$  and  $\alpha\gamma\delta$ ,  $\alpha\delta^2$  is not a vertex. Hence a vertex with strictly more  $\delta$  than  $\gamma$  is  $\alpha\beta^n\delta^2$ .  $\square$

**Proposition 2.19.** *If  $f = 6$ , then the tiling is uniquely given by the earth map tiling  $E(P_6)$  with the set of admissible vertices  $AVC \equiv \{\alpha\gamma\delta, \beta^3\}$ .*

Although it can be easily checked by computer, we give the details here.

*Proof.* Suppose  $f = 6$ . The tiling is given by the cube. To determine the  $b$ -edge distribution, we assign  $b$ -edge in a way that each quadrilateral has

exactly one  $b$ -edge. By the symmetries of the cube in Figure 13, we may take  $e_1$  as a  $b$ -edge. Then the quadrilaterals sharing  $e_1$  have exactly one  $b$ -edge. By mirror symmetry, choosing  $e_2$  as a  $b$ -edge implies that  $e_3$  must also be a  $b$ -edge. Therefore we obtain the  $b$ -edge distribution.

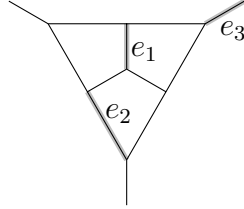


Figure 13: Edge distribution for  $f = 6$

By the  $b$ -edge distribution in Figure 13, we next determine the angles. By the remark after (2.3), every vertex has degree 3. Along the  $b$ -edge, the adjacent tiles either have matched angles  $\gamma \parallel \gamma, \delta \parallel \delta$ , or a twisted pair of  $\gamma \parallel \delta$ .

Suppose a tile has a twisted pair of  $\gamma \parallel \delta$ . Up to symmetry, we assume  $\gamma\delta \cdots = \alpha\gamma\delta$ . As  $\alpha \neq \beta$ , we know that  $\beta\gamma\delta$  is not a vertex. Vertex angle sums of  $\alpha\gamma\delta, \beta\delta^2$  give  $\alpha + \gamma = \beta + \delta$ , contradicting Lemma 2.8. So  $\beta\delta^2$  is not vertex. This means that  $\beta\delta \cdots$  is not a vertex. If the central  $b$ -edge is configured in the first picture of Figure 14, we get  $\beta\delta \cdots$ , a contradiction. So it must be configured the way as in the second picture. We uniquely determine angles and hence the set of admissible vertices  $\text{AVC} \equiv \{\alpha\gamma\delta, \beta^3\}$ .

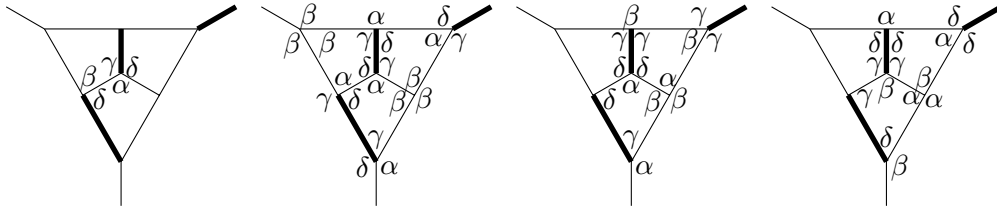


Figure 14: Angle distributions for  $f = 6$

If the tiles are all matched with respect to some  $b$ -edge, then the angles at the  $b$ -edge are  $\gamma \parallel \gamma, \delta \parallel \delta$ . The corresponding vertices are  $\alpha\gamma^2, \alpha\delta^2, \beta\gamma^2, \beta\delta^2$ . By Lemma 2.16, the  $b$ -vertices are  $\alpha\delta^2, \beta\gamma^2$  so  $\alpha\gamma \cdots, \beta\delta \cdots$  are not vertices. If the central  $b$ -edge is configured the way in the third picture of Figure 14, we get  $\alpha\gamma \cdots$ , a contradiction. Then the central  $b$ -edge must be configured the

way in the fourth picture. Similar argument arrives at  $\beta\delta\cdots$ , a contradiction. So there is no tiling. This completes the proof.  $\square$

## 2.4 Strategy

With groundwork in place, we assume at least three distinct angles and  $f \geq 8$ . Notably, in the remaining part of this paper, we assume

$$\alpha \neq \beta, \quad \gamma \neq \delta.$$

Among  $\alpha, \beta, \gamma, \delta$ , there are two possibilities: every angle is rational or some is non-rational.

If every angle is rational (Section 3), then we analyse (2.5) using [14, Theorem 4] and determine the angles. This is Coolsaet's method [10, Theorem 3.2] and we extend it to general almost equilateral quadrilaterals via Lemmas 2.14, 2.16. For the case where  $\alpha\gamma\delta$  is a vertex, we use Lemmas 2.17, 2.18 to find all the vertices. Once all vertices are determined, it is only a matter of constructing the tiling.

If some angle is non-rational (Section 4), with the exception of  $\alpha\gamma\delta$  being a vertex, then we apply Lemma 2.16 and the non-rationality condition to determine the vertices. For the case where  $\alpha\gamma\delta$  is a vertex, we apply Lemmas 2.17, 2.18 to find all the vertices.

In Section 5, we discuss whether the tilings are geometrically possible. This means the expected angle values are realised by a simple almost equilateral quadrilateral. We say the tile *exists* in this case.

## 3 Rational Angles

In this section, we assume  $\alpha, \beta, \gamma, \delta \in (0, 2\pi)$  are rational, i.e., their values are rational multiples of  $\pi$ . Myerson [14] provided rational solutions to (2.5).

**Theorem 1** ([14, Theorem 4]). *The rational angle solutions  $(x_1, x_2, x_3, x_4)$  where  $x_i \in [0, \frac{1}{2}\pi]$  for  $1 \leq i \leq 4$  to*

$$\sin x_1 \sin x_2 = \sin x_3 \sin x_4 \tag{3.1}$$

are given by

- I. one of the following, where every  $x_i \in [0, \frac{1}{2}\pi]$ ,

- $x_1 = x_3 = 0$  and any rational angles  $x_2, x_4$ ;
- $x_1 = x_3$  and  $x_2 = x_4$ ;

and their permutations.

II.  $(\frac{1}{6}\pi, \theta, \frac{1}{2}\theta, \frac{1}{2}\pi - \frac{1}{2}\theta)$  for any rational angle  $\theta \in [0, \frac{1}{2}\pi]$  and its permutations;

III. the fifteen rational angle solutions listed in Table 5 and the permutations of each row.

	$x_1$	$x_2$	$x_3$	$x_4$
1.	$\frac{1}{21}\pi$	$\frac{8}{21}\pi$	$\frac{1}{14}\pi$	$\frac{3}{14}\pi$
2.	$\frac{1}{14}\pi$	$\frac{5}{14}\pi$	$\frac{2}{21}\pi$	$\frac{5}{21}\pi$
3.	$\frac{4}{21}\pi$	$\frac{10}{21}\pi$	$\frac{3}{14}\pi$	$\frac{5}{14}\pi$
4.	$\frac{1}{20}\pi$	$\frac{9}{20}\pi$	$\frac{1}{15}\pi$	$\frac{4}{15}\pi$
5.	$\frac{2}{15}\pi$	$\frac{7}{15}\pi$	$\frac{3}{20}\pi$	$\frac{7}{20}\pi$
6.	$\frac{1}{30}\pi$	$\frac{3}{10}\pi$	$\frac{1}{15}\pi$	$\frac{2}{15}\pi$
7.	$\frac{1}{15}\pi$	$\frac{7}{15}\pi$	$\frac{1}{10}\pi$	$\frac{7}{30}\pi$
8.	$\frac{1}{10}\pi$	$\frac{13}{30}\pi$	$\frac{2}{15}\pi$	$\frac{4}{15}\pi$

	$x_1$	$x_2$	$x_3$	$x_4$
9.	$\frac{4}{15}\pi$	$\frac{7}{15}\pi$	$\frac{3}{10}\pi$	$\frac{11}{30}\pi$
10.	$\frac{1}{30}\pi$	$\frac{11}{30}\pi$	$\frac{1}{10}\pi$	$\frac{1}{10}\pi$
11.	$\frac{7}{30}\pi$	$\frac{13}{30}\pi$	$\frac{3}{10}\pi$	$\frac{3}{10}\pi$
12.	$\frac{1}{15}\pi$	$\frac{4}{15}\pi$	$\frac{1}{10}\pi$	$\frac{1}{6}\pi$
13.	$\frac{2}{15}\pi$	$\frac{7}{15}\pi$	$\frac{1}{6}\pi$	$\frac{3}{10}\pi$
14.	$\frac{1}{12}\pi$	$\frac{5}{12}\pi$	$\frac{1}{10}\pi$	$\frac{3}{10}\pi$
15.	$\frac{1}{10}\pi$	$\frac{3}{10}\pi$	$\frac{1}{6}\pi$	$\frac{1}{6}\pi$

Table 5: Rational solutions to (3.1) in  $[0, \frac{1}{2}\pi]$

The permutations for Type I, II, III solutions are the following symmetries of (3.1),

$$\begin{aligned}
& (x_1, x_2, x_3, x_4), (x_1, x_2, x_4, x_3), (x_2, x_1, x_3, x_4), (x_2, x_1, x_4, x_3), \\
& (x_3, x_4, x_1, x_2), (x_4, x_3, x_1, x_2), (x_3, x_4, x_2, x_1), (x_4, x_3, x_2, x_1).
\end{aligned} \tag{3.2}$$

We remark that Type I solutions are not included in the original theorem as they are solutions to  $\{\sin x_1 = 0, \sin x_3 = 0\}$  or  $\{\sin x_1 = \sin x_3, \sin x_2 = \sin x_4\}$ , which may have been deemed “trivial”.

We also note that Type II solutions can be summarised by the identity,

$$\sin \frac{1}{6}\pi \sin \theta = \sin \frac{1}{2}\theta \sin(\frac{1}{2}\pi - \frac{1}{2}\theta).$$

For Type III solutions in each row of Table 5, applying (3.2) we also get rational solutions to (3.1). We remark a misprint in the previous literatures where  $x_2$  of thirteenth row should be  $\frac{7}{15}$  instead of  $\frac{8}{15}$ . With the correct value, the conclusion in [10, Theorem 3.2] is valid.

By (2.5), we know that  $x_1 = \frac{1}{2}\alpha, x_2 = \delta - \frac{1}{2}\beta, x_3 = \frac{1}{2}\beta, x_4 = \gamma - \frac{1}{2}\alpha$  satisfy (3.1). If all  $x_i \in [0, \frac{1}{2}\pi]$ , then we can apply Theorem 1 to determine the angles. We know  $\frac{1}{2}\alpha, \frac{1}{2}\beta \in (0, \pi)$  and the ranges of  $\delta - \frac{1}{2}\beta, \gamma - \frac{1}{2}\alpha$  can be wider. To apply Theorem 1, we therefore need to “recalibrate”: for example, if  $x_i \in (\frac{1}{2}\pi, \pi)$ , then it should be changed to  $\pi - x_i \in (0, \frac{1}{2}\pi)$ . By similar modification of switching signs and/or adding an integer multiple of  $\pi$  and using  $\sin(\pi - x) = \sin x$  and  $\sin(-x) = -\sin x$ , we may reduce all angle values to  $[0, \frac{1}{2}\pi]$  and (3.1) still holds. Then we can apply Theorem 1.

To apply Theorem 1 with Type I solutions, we may bypass the calibration with the angle relations given by the next Lemma. Modifying the discussion of [10, Theorem 3.2] and Type I solutions to (2.5), we have one of the following,

$$\sin(\gamma - \frac{1}{2}\alpha) = 0, \quad \sin(\delta - \frac{1}{2}\beta) = 0; \quad (3.3)$$

$$\sin(\gamma - \frac{1}{2}\alpha) = \sin \frac{1}{2}\alpha, \quad \sin(\delta - \frac{1}{2}\beta) = \sin \frac{1}{2}\beta; \quad (3.4)$$

$$\sin(\gamma - \frac{1}{2}\alpha) = \sin(\delta - \frac{1}{2}\beta), \quad \sin \frac{1}{2}\beta = \sin \frac{1}{2}\alpha. \quad (3.5)$$

They correspond to the following relations between the angles,

$$\begin{cases} 2\gamma = \alpha + 2N_1\pi, \\ 2\delta = \beta + 2N_2\pi; \end{cases} \quad (3.6)$$

$$\begin{cases} 2\gamma = (1 + (-1)^{N_1})\alpha + 2N_1\pi, \\ 2\delta = (1 + (-1)^{N_2})\beta + 2N_2\pi; \end{cases} \quad (3.7)$$

$$\begin{cases} 2\gamma = (-1)^{N_1}(2\delta - \beta) + \alpha + 2N_1\pi, \\ \alpha = (-1)^{N_2}\beta + 2N_2\pi. \end{cases} \quad (3.8)$$

After further simplification, the result is summarised below.

**Lemma 3.1.** *In an almost equilateral quadrilateral tile with at least three distinct angles, if the angles satisfy one of (3.3), (3.4), (3.5), then we have one of the following,*

1. if  $\alpha, \beta, \gamma, \delta < \pi$ , then  $\alpha = 2\gamma$  and  $\beta = 2\delta$  hold.
2. if either one of  $\alpha, \beta \geq \pi$  and all other angles  $< \pi$ , then one of the following is true,
  - i.  $\alpha = 2\gamma$  and  $\beta = 2\delta$ ,
  - ii.  $\alpha + \beta = 2\pi$  and  $\alpha + 2\delta = \beta + 2\gamma$ ;
3. if  $\gamma \geq \pi$  and all other angles  $< \pi$ , then one of the following is true,
  - i.  $\gamma = \pi$  and  $\beta = \delta$ ,
  - ii.  $\alpha + 2\pi = 2\gamma$  and  $\beta = 2\delta$ ;
4. if  $\delta \geq \pi$  and all other angles  $< \pi$ , then one of the following is true,
  - i.  $\delta = \pi$  and  $\alpha = \gamma$ ,
  - ii.  $\alpha = 2\gamma$  and  $\beta + 2\pi = 2\delta$ .

To apply Type II, III solutions, for the purpose of tiling, Lemma 2.7 suggests that we only need to consider the calibrations in Table 6. As per Lemma 2.7, “case  $\alpha \geq \pi$ ” in the table means  $\alpha \geq \pi$  and the other three angles  $< \pi$ , and etc.

In general, there are more calibrations for angles with wider ranges. However, those ranges are not needed for tiling classification.

We generalise the scheme in [10, Theorem 3.2] in the following steps.

Step 1. Determine the angles via

- Type I solutions to angle relations in Lemma 3.1,
- Type II solutions and recalibrations in Table 6,
- Type III solutions and recalibrations in Table 6.

Step 2. Dismiss the angle values not satisfying any of the following

- $0 < \alpha, \beta, \gamma, \delta < 2\pi$ ;
- at least three distinct angle and at most one of them  $\geq \pi$ ;
- the angles are consistent with Lemmas 2.8, 2.9, 2.10, 2.12.

Case	$x_1$	$x_2$	$x_3$	$x_4$
$\alpha, \beta, \gamma, \delta < \pi$	$\gamma - \frac{1}{2}\alpha$	$\frac{1}{2}\beta$	$\frac{1}{2}\alpha$	$\delta - \frac{1}{2}\beta$
	$\frac{1}{2}\alpha - \gamma$	$\frac{1}{2}\beta$	$\frac{1}{2}\alpha$	$\frac{1}{2}\beta - \delta$
	$\gamma - \frac{1}{2}\alpha$	$\frac{1}{2}\beta$	$\frac{1}{2}\alpha$	$\pi + \frac{1}{2}\beta - \delta$
	$\pi + \frac{1}{2}\alpha - \gamma$	$\frac{1}{2}\beta$	$\frac{1}{2}\alpha$	$\delta - \frac{1}{2}\beta$
	$\pi + \frac{1}{2}\alpha - \gamma$	$\frac{1}{2}\beta$	$\frac{1}{2}\alpha$	$\pi + \frac{1}{2}\beta - \delta$
$\alpha \geq \pi$	$\gamma - \frac{1}{2}\alpha$	$\frac{1}{2}\beta$	$\pi - \frac{1}{2}\alpha$	$\delta - \frac{1}{2}\beta$
	$\gamma - \frac{1}{2}\alpha$	$\frac{1}{2}\beta$	$\pi - \frac{1}{2}\alpha$	$\pi + \frac{1}{2}\beta - \delta$
	$\pi - \frac{1}{2}\alpha + \gamma$	$\frac{1}{2}\beta$	$\pi - \frac{1}{2}\alpha$	$\frac{1}{2}\beta - \delta$
	$\frac{1}{2}\alpha - \gamma$	$\frac{1}{2}\beta$	$\pi - \frac{1}{2}\alpha$	$\frac{1}{2}\beta - \delta$
$\beta \geq \pi$	$\gamma - \frac{1}{2}\alpha$	$\pi - \frac{1}{2}\beta$	$\frac{1}{2}\alpha$	$\delta - \frac{1}{2}\beta$
	$\pi + \frac{1}{2}\alpha - \gamma$	$\pi - \frac{1}{2}\beta$	$\frac{1}{2}\alpha$	$\delta - \frac{1}{2}\beta$
	$\frac{1}{2}\alpha - \gamma$	$\pi - \frac{1}{2}\beta$	$\frac{1}{2}\alpha$	$\pi - \frac{1}{2}\beta + \delta$
	$\frac{1}{2}\alpha - \gamma$	$\pi - \frac{1}{2}\beta$	$\frac{1}{2}\alpha$	$\frac{1}{2}\beta - \delta$
$\gamma \geq \pi$	$\pi + \frac{1}{2}\alpha - \gamma$	$\frac{1}{2}\beta$	$\frac{1}{2}\alpha$	$\delta - \frac{1}{2}\beta$
	$\pi + \frac{1}{2}\alpha - \gamma$	$\frac{1}{2}\beta$	$\frac{1}{2}\alpha$	$\pi + \frac{1}{2}\beta - \delta$
	$\gamma - \frac{1}{2}\alpha - \pi$	$\frac{1}{2}\beta$	$\frac{1}{2}\alpha$	$\frac{1}{2}\beta - \delta$
	$2\pi + \frac{1}{2}\alpha - \gamma$	$\frac{1}{2}\beta$	$\frac{1}{2}\alpha$	$\frac{1}{2}\beta - \delta$
$\delta \geq \pi$	$\gamma - \frac{1}{2}\alpha$	$\frac{1}{2}\beta$	$\frac{1}{2}\alpha$	$\pi + \frac{1}{2}\beta - \delta$
	$\pi + \frac{1}{2}\alpha - \gamma$	$\frac{1}{2}\beta$	$\frac{1}{2}\alpha$	$\pi + \frac{1}{2}\beta - \delta$
	$\frac{1}{2}\alpha - \gamma$	$\frac{1}{2}\beta$	$\frac{1}{2}\alpha$	$\delta - \frac{1}{2}\beta - \pi$
	$\frac{1}{2}\alpha - \gamma$	$\frac{1}{2}\beta$	$\frac{1}{2}\alpha$	$2\pi + \frac{1}{2}\beta - \delta$

Table 6: Angle value recalibrations

Step 3. For each set of the angle values, apply each vertex in Lemma 2.16 (except  $\alpha\gamma\delta$ ) to determine  $f$ . Select only the pairs in the lemma producing consistent even integer  $f \geq 8$ . If one of  $\alpha\beta^2, \alpha\gamma^2, \alpha\delta^2$  is the unique degree 3 vertex, then we further require  $f \geq 16$ ; and if  $\alpha^3$  is the unique degree 3 vertex, then we further require  $f \geq 24$ .

Step 4. We call the selected angle values *valid* and use them to determine their sets of admissible vertices (AVCs).

For  $\alpha\gamma\delta$ , we carry out step 1,2 and the first part of step 3 to select the angle values. We then use Lemmas 2.17, 2.18, 3.3 to complete step 4 in Proposition 3.4.

Lastly, we construct the tilings from AVCs.

**Proposition 3.2.** *If  $f \geq 8$  and  $\alpha\gamma\delta, \beta\gamma\delta$  are not vertices, then the tilings of the sphere by congruent almost equilateral quadrilaterals, where every angle is rational, are isolated earth map tilings  $S3, S'3$  and special tilings  $S5, S6$ .*

*Proof.* By Lemma 2.7, the discussion is divided into five cases: every angle  $< \pi$ , or exactly one angle  $\geq \pi$ . In each case, we compute the angle values via Type I, II, III solutions in Theorem 1 and select the valid ones. We give an examples of the routine and leave out the details for the others. The routine can be more efficiently executed in computer.

**Case** ( $\alpha, \beta, \gamma, \delta < \pi$ ). Type I: By Lemma 3.1, we combine  $\alpha = 2\gamma$  and  $\beta = 2\delta$  with the vertex angle sums in Lemma 2.16. There are no valid angle values. It is consistent with [10, Theorem 3.2].

Type II: Matching  $(\gamma - \frac{1}{2}\alpha, \frac{1}{2}\beta, \frac{1}{2}\alpha, \delta - \frac{1}{2}\beta)$  and its permutations in (3.2) with each row of the first case of Table 6, we determine the angles. For example, if  $(\frac{1}{6}\pi, \theta, \frac{1}{2}\pi - \frac{1}{2}\theta, \frac{1}{2}\theta)$  is matched with  $(\gamma - \frac{1}{2}\alpha, \frac{1}{2}\beta, \frac{1}{2}\alpha, \delta - \frac{1}{2}\beta)$ , then we have

$$\frac{1}{6}\pi = \gamma - \frac{1}{2}\alpha, \quad \theta = \frac{1}{2}\beta, \quad \frac{1}{2}\pi - \frac{1}{2}\theta = \frac{1}{2}\alpha, \quad \frac{1}{2}\theta = \delta - \frac{1}{2}\beta.$$

Combining the above with the quadrilateral angle sum, we solve for the angles and get

$$\alpha = (\frac{5}{6} - \frac{2}{f})\pi, \quad \beta = (\frac{1}{3} + \frac{4}{f})\pi, \quad \gamma = (\frac{7}{12} - \frac{1}{f})\pi, \quad \delta = (\frac{1}{4} + \frac{3}{f})\pi.$$

Substituting the above into  $\alpha\gamma^2, \alpha\delta^2, \beta\gamma^2, \beta\delta^2$ , we get  $f = \infty, 6, 4, \frac{60}{7}$  respectively. These vertices fail the filter on  $f$ . Such vertices are dismissed. The

vertices yield meaningful  $f$  are  $\alpha^3(f = 12), \alpha\beta^2(f = 12), \alpha^2\beta(\text{any } f), \beta^4(f = 24), \alpha\beta^3(f = 60), \gamma^4(f = 12), \delta^4(f = 12), \gamma^3\delta(\text{any } f), \gamma\delta^3(f = 12), \gamma^2\delta^2(f = 12), \beta^2\gamma^2(f = 36), \alpha\beta\delta^2(f = 24)$ . Then we select the pairs in Lemma 2.16 with consistent  $f$ . For example,  $\alpha^2\beta$  is dismissed because it is paired with only  $\alpha\gamma^2, \alpha\delta^2, \beta\delta^2$  in Lemma 2.16, none of which has meaningful  $f$ . The remaining pairs have unique degree 3 vertex  $\alpha^3$  or  $\alpha\beta^2$ . However,  $\alpha^3$  or  $\alpha\beta^2$  implies  $f = 12$ , contradicting  $f \geq 24$  or  $f \geq 16$ . Hence these angle values are dismissed.

Other invalid angle values are dismissed by similar or simpler arguments. The valid ones are listed in Table 7.

Pairs	$f$	$\alpha$	$\beta$	$\gamma$	$\delta$
$\{\alpha\beta^2, \gamma\delta^3\}$	$\geq 16$	$(\frac{1}{3} + \frac{4}{f})\pi$	$(\frac{5}{6} - \frac{2}{f})\pi$	$(\frac{1}{4} + \frac{3}{f})\pi$	$(\frac{7}{12} - \frac{1}{f})\pi$
$\{\alpha\delta^2, \alpha\beta^3\}$	36	$\frac{1}{3}\pi$	$\frac{5}{9}\pi$	$\frac{7}{18}\pi$	$\frac{5}{6}\pi$

Table 7: Type II and convex: vertex pairs and angle values

In  $\{\alpha\beta^2, \gamma\delta^3\}$ , the angle values and  $f \geq 16$  give the lower bounds,  $\alpha > \frac{1}{3}\pi, \beta \geq \frac{17}{24}\pi, \gamma > \frac{1}{4}\pi, \delta \geq \frac{25}{48}\pi$ . This implies  $m < 6$  and  $n < 3$  and  $k < 8$  and  $l < 4$  in (2.2). We substitute finitely many non-negative integers  $m, n, k, l$  such that (2.2) holds and calculate the corresponding  $f$ . We select only those with  $f \geq 16$ . The admissible vertices are listed below with their corresponding  $f$  values,

$$\begin{aligned}
f = 20, & \quad \{\alpha\beta^2, \gamma\delta^3, \alpha^2\gamma\delta\}; \\
f = 24, & \quad \{\alpha\beta^2, \alpha^4, \gamma\delta^3, \alpha\beta\gamma^2, \alpha\gamma^4\}; \\
f = 36, & \quad \{\alpha\beta^2, \alpha^2\delta^2, \gamma\delta^3, \alpha^3\gamma^2, \alpha\gamma^3\delta, \gamma^6\}; \\
f = 60, & \quad \{\alpha\beta^2, \gamma\delta^3, \alpha^3\beta, \alpha^5, \beta\gamma^4, \alpha^2\gamma^4\}; \\
f = 84, & \quad \{\alpha\beta^2, \gamma\delta^3, \alpha^3\gamma\delta, \gamma^5\delta\}; \\
f = 132, & \quad \{\alpha\beta^2, \gamma\delta^3, \alpha^4\gamma^2, \alpha\gamma^6\}.
\end{aligned}$$

In  $\{\alpha\delta^2, \alpha\beta^3\}$ , the angle values imply that the other vertices are  $\gamma^3\delta, \alpha^2\beta\gamma^2, \alpha^6$ . Therefore we get the set of admissible vertices,

$$f = 36, \quad \{\alpha\delta^2, \alpha\beta^3, \gamma^3\delta, \alpha^2\beta\gamma^2, \alpha^6\}.$$

Type III: Matching the permutations (in (3.2)) of each row of Table 5 and each row of the first case of Table 6, the process yields no valid angle values.

**Case** ( $\beta, \gamma, \delta < \pi$  and  $\alpha \geq \pi$ ). Suppose  $\alpha \geq \pi$ ,  $\alpha^2 \dots$  is not a vertex. It suffices to study those in the list of Lemma 2.16 without  $\alpha^2 \dots$ .

Type I: By Lemma 3.1, we have  $\alpha = 2\gamma$  and  $\beta = 2\delta$ , or  $\alpha + \beta = 2\pi$  and  $\alpha + 2\delta = \beta + 2\gamma$ . By the same argument in the previous case, namely solving for  $0 < \beta, \gamma, \delta < \pi$  and  $\alpha \geq \pi$  with even integer  $f \geq 8$ , we get the valid angle values in Table 8.

Pairs	$f$	$\alpha$	$\beta$	$\gamma$	$\delta$
$\{\alpha\beta^2, \gamma^4\}, \{\alpha\gamma^2, \beta^4\}, \{\alpha\gamma^2, \alpha\beta\delta^2\}$	16	$\pi$	$\frac{1}{2}\pi$	$\frac{1}{2}\pi$	$\frac{1}{4}\pi$

Table 8: Type I and  $\alpha \geq \pi$ : vertex pairs and angle values

We combine the results in Table 8 and therefore,

$$f = 16, \text{AVC} = \{\alpha\beta^2, \alpha\gamma^2, \alpha\beta\delta^2, \beta^4, \beta^2\gamma^2, \gamma^4, \alpha\delta^4, \beta^3\delta^2, \beta\gamma^2\delta^2, \beta^2\delta^4, \gamma^2\delta^4, \beta\delta^6, \delta^8\}.$$

Type II: By the same argument (using (3.2) and the second case of Table 6), the process yields no valid angle values.

Type III: By the same argument (using (3.2) on Table 5 and the second case of Table 6), the process yields no valid angle values.

**Case** ( $\alpha, \gamma, \delta < \pi$  and  $\beta \geq \pi$ ). If  $\beta \geq \pi$ , then  $\beta^2 \dots$  is not a vertex.

Type I: The same argument gives valid angle values in Table 9.

Pairs	$f$	$\alpha$	$\beta$	$\gamma$	$\delta$
$\{\alpha^3, \beta\delta^2\}, \{\alpha^3, \delta^4\}$	8	$\frac{2}{3}\pi$	$\pi$	$\frac{1}{3}\pi$	$\frac{1}{2}\pi$
$\{\alpha^2\beta, \beta\delta^2\}$	16	$\frac{1}{2}\pi$	$\pi$	$\frac{1}{4}\pi$	$\frac{1}{2}\pi$

Table 9: Type I and  $\beta \geq \pi$ : vertex pairs and angle values

In  $\{\alpha^3, \beta\delta^2\}$ , by (2.4),  $f = 8$  implies  $v_{\geq 6} = 0$ . So the other vertices are  $\delta^4, \alpha^2\gamma^2, \alpha\gamma^4$ . Therefore,

$$f = 8, \quad \text{AVC} = \{\alpha^3, \beta\delta^2, \delta^4, \alpha^2\gamma^2, \alpha\gamma^4\}.$$

In  $\{\alpha^2\beta, \beta\delta^2\}$ , exchanging  $\alpha \leftrightarrow \beta$  and  $\gamma \leftrightarrow \delta$ , we recover the AVC derived by Table 8.

Type II, III: By the same argument and  $\beta \geq \pi$  and  $\alpha, \gamma, \delta < \pi$ , there are no valid angle values.

For the case  $\alpha, \beta, \delta < \pi$  and  $\gamma \geq \pi$  and the case  $\alpha, \beta, \gamma < \pi$  and  $\delta \geq \pi$ , the same arguments imply no valid angle values.

All the AVCs are summarised in Table 10. Next we explain why some of the AVCs do not constitute tilings and how tilings can be constructed from the others.

$f$	AVC
8	$\{\alpha^3, \beta\delta^2, \delta^4, \alpha^2\gamma^2, \alpha\gamma^4\}$
16	$\{\alpha\beta^2, \alpha\gamma^2, \alpha\beta\delta^2, \beta^4, \beta^2\gamma^2, \gamma^4, \alpha\delta^4, \beta^3\delta^2, \beta\gamma^2\delta^2, \beta^2\delta^4, \gamma^2\delta^4, \beta\delta^6, \delta^8\}$
20	$\{\alpha\beta^2, \gamma\delta^3, \alpha^2\gamma\delta\}$
24	$\{\alpha\beta^2, \alpha^4, \gamma\delta^3, \alpha\beta\gamma^2, \alpha\gamma^4\}$
36	$\{\alpha\beta^2, \alpha^2\delta^2, \gamma\delta^3, \alpha^3\gamma^2, \alpha\gamma^3\delta, \gamma^6\}$
36	$\{\alpha\delta^2, \alpha\beta^3, \gamma^3\delta, \alpha^2\beta\gamma^2, \alpha^6\}$
60	$\{\alpha\beta^2, \gamma\delta^3, \alpha^3\beta, \alpha^5, \beta\gamma^4, \alpha^2\gamma^4\}$
84	$\{\alpha\beta^2, \gamma\delta^3, \alpha^3\gamma\delta, \gamma^5\delta\}$
132	$\{\alpha\beta^2, \gamma\delta^3, \alpha^4\gamma^2, \alpha\gamma^6\}$

Table 10: AVCs of rational angles without  $\alpha\gamma\delta$

### AVCs without Tilings

In  $\text{AVC} = \{\alpha^3, \beta\delta^2, \delta^4, \alpha^2\gamma^2, \alpha\gamma^4\}$ ,  $\beta^2 \dots$  is not a vertex so  $\alpha^\beta |^\beta \alpha \dots$ ,  $\alpha^\beta |^\beta \gamma \dots$ ,  $\gamma^\beta |^\beta \gamma \dots$  are not vertices. Then  $\alpha^2\gamma^2, \alpha\gamma^4$  are not vertices. The AVC is reduced to  $\{\alpha^3, \beta\delta^2, \delta^4\}$  in which  $\gamma$  does not appear, a contradiction.

In  $\text{AVC} = \{\alpha\beta^2, \gamma\delta^3, \alpha^2\gamma\delta\}$ , applying Counting Lemma to  $\gamma, \delta$ , we get a contradiction. So  $\gamma\delta^3$  is not a vertex, which contradicts Lemma 2.4.

If  $f = 24$ , then  $\beta^2 \cdots = \alpha\beta^2$  and  $\gamma\delta \cdots = \gamma\delta^3$  and  $\alpha^2\gamma \cdots, \alpha\delta \cdots, \beta\delta \cdots$  are not vertices. By no  $\alpha\delta \cdots, \beta\delta \cdots$ , the vertex  $\alpha\beta\gamma^2$  has unique AAD  $[\gamma^\beta | \beta \alpha^\delta | \gamma \beta^\alpha | \beta \gamma]$ . The AAD of  $\gamma^\beta | \beta \alpha$  in the first picture of Figure 15 determines tiles  $T_1, T_2$ . By  $\beta^2 \cdots = \alpha\beta^2$  and no  $\alpha\delta \cdots$ , we get  $T_3$ . By  $\gamma\delta \cdots = \gamma\delta^3$ , we determine  $T_4$  and then  $T_5$ . This implies  $\gamma^\beta | \beta \alpha \cdots = \alpha^2\gamma \cdots$ , a contradiction. Then  $\alpha\beta\gamma^2$  is not a vertex and  $\beta\gamma \cdots$  is not a vertex. So the AAD  $\alpha^\beta | \beta \alpha$  in the second picture determines  $T_1, T_2$ . As  $\beta^2 \cdots = \alpha\beta^2$ , by mirror symmetry we also know  $T_3$ , which implies  $\beta_3\gamma_2 \cdots$ , contradicting no  $\beta\gamma \cdots$ . So there is no  $\alpha^\beta | \beta \alpha$ . Then no  $\alpha^\beta | \delta \alpha, \alpha^\beta | \beta \alpha$  implies no  $\alpha\alpha\alpha$ . So  $\alpha^4$  is not a vertex. The AAD  $\gamma^\beta | \beta \gamma$  in the third picture implies  $\alpha\delta \cdots$ , a contradiction. So  $\alpha\gamma^4$  is not a vertex. The AVC is reduced to  $\{\alpha\beta^2, \gamma\delta^3\}$ . Applying Counting Lemma to  $\alpha, \beta$ , we get a contradiction.

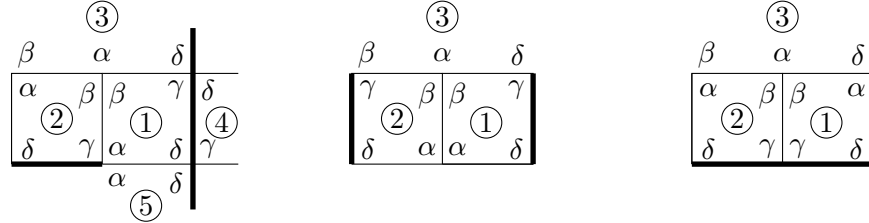


Figure 15: The AAD of  $\alpha^\beta | \beta \alpha$  and  $\gamma^\beta | \beta \gamma$

Among the AVCs with  $f > 24$  and containing  $\alpha\beta^2$ , we have  $\beta^2 \cdots = \alpha\beta^2$  and no  $\beta\delta \cdots$ . By no  $\beta\delta \cdots$ , the AAD  $\alpha^\beta | \delta \alpha$  is dismissed. If  $\beta\gamma \cdots$  is not a vertex, then the AAD in the second picture of Figure 15 implies no  $\alpha^\beta | \beta \alpha$ . Then no  $\alpha^\beta | \delta \alpha$  and  $\alpha^\beta | \beta \alpha$  imply no  $\alpha\alpha\alpha$ . So  $\alpha^3\gamma^2, \alpha^3\gamma\delta, \alpha^4\gamma^2$  cannot be vertices when  $f = 36, 84, 132$  and  $\alpha\beta^2$  is a vertex. Then there is no  $\alpha^2 \cdots$  in the AVCs of  $f = 84, 132$  which implies that  $\delta^\alpha | \alpha \delta \cdots$  is not a vertex. So  $\gamma\delta^3$  is not a vertex, a contradiction. The AVCs with  $f = 84, 132$  are dismissed.

If  $f = 60$ , then  $\alpha\delta \cdots$  is not a vertex. The same AAD in the third picture of Figure 15 shows no  $\gamma^\beta | \beta \gamma \cdots$ . So  $\alpha^2\gamma^4$  has AAD  $[\gamma^\beta | \alpha | \beta \gamma] [\gamma^\beta | \alpha | \beta \gamma]$  and  $\beta\gamma^4$  is not a vertex. By no  $\beta\gamma \cdots, \beta\delta \cdots$ , there is no  $\alpha\alpha\alpha, \gamma\alpha\gamma$  and hence  $\alpha^3\beta, \alpha^5, \alpha^2\gamma^4$  are not vertices. Then  $\alpha^2 \cdots$  is not a vertex and hence the same for  $\delta^\alpha | \alpha \delta \cdots$ . So  $\gamma\delta^3$  is not a vertex, a contradiction.

### AVCs with Tilings

If  $f = 16$ , then by no  $\alpha^2 \cdots$ , the AADs  $\delta^\alpha | \alpha \delta, \beta^\alpha | \alpha \beta, \beta^\alpha | \alpha \delta$  are dismissed and  $\beta \cdots \beta$  has unique AAD  $\beta^\alpha | \cdots | \beta^\alpha$ . Then there is no  $\delta\delta\delta$ . This means

$\alpha\delta^4, \beta^3\delta^2, \beta^2\delta^4, \gamma^2\delta^4, \beta\delta^6, \delta^8$  are not vertices. The AVC is reduced to

$$f = 16, \quad \text{AVC} = \{\alpha\beta^2, \alpha\gamma^2, \alpha\beta\delta^2, \beta^4, \beta^2\gamma^2, \gamma^4, \beta\gamma^2\delta^2\}.$$

By the proof of [8, Proposition 39],  $\alpha\beta^2, \beta\gamma^2\delta^2, \beta^2\gamma^2$  are not vertices. The AVC is further reduced to

$$f = 16, \quad \text{AVC} = \{\alpha\gamma^2, \alpha\beta\delta^2, \beta^4, \gamma^4\},$$

from which we know that  $\beta^2 \cdots = \beta^4$  and  $\alpha^2 \cdots$  is not a vertex. This implies  $\beta^\alpha | \alpha \cdots$  is not a vertex and then  $\beta^4$  has unique AAD  $|\gamma\beta^\alpha | \gamma\beta^\alpha | \gamma\beta^\alpha | \gamma\beta^\alpha|$ . Then the AAD  $\gamma^\beta | \beta \gamma$  implies  $\beta^2 \cdots = \beta^4$  which contradicts its unique AAD. So  $\gamma^4$  is not a vertex. The AVC is reduced to

$$f = 16, \quad \text{AVC} = \{\alpha\gamma^2, \alpha\beta\delta^2, \beta^4\}. \quad (3.9)$$

By AVC (3.9), we construct  $S3, S'3$  in Figure 16. By Proposition 5.12, the tiles are actually triangles and hence the pictures in Figure 5.

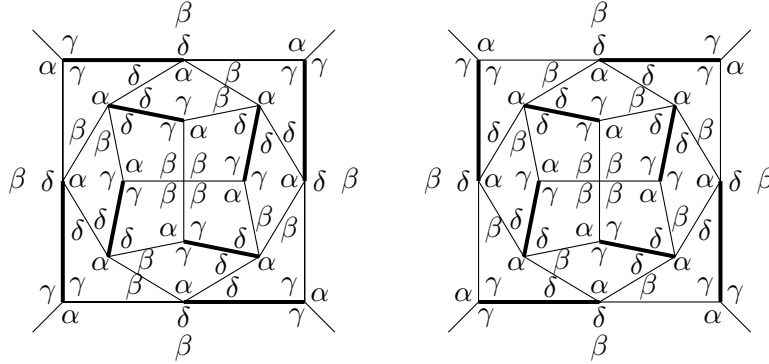


Figure 16: Tilings  $S3, S'3$

In  $\text{AVC} = \{\alpha\beta^2, \alpha^2\delta^2, \gamma\delta^3, \alpha^3\gamma^2, \alpha\gamma^3\delta, \gamma^6\}$ , the AAD in the previous part concludes that  $\alpha^3\gamma^2$  is not a vertex. The AVC is reduced to

$$f = 36, \quad \{\alpha\beta^2, \alpha^2\delta^2, \gamma\delta^3, \alpha\gamma^3\delta, \gamma^6\}. \quad (3.10)$$

By AVC (3.10), we construct  $S5$  in Figure 17.

In  $\text{AVC} = \{\alpha\delta^2, \alpha\beta^3, \gamma^3\delta, \alpha^2\beta\gamma^2, \alpha^6\}$ ,  $\beta\delta \cdots$  and  $\delta | \delta \cdots$  are not vertices, the AADs  $\alpha^\beta | \delta \alpha$  and  $\alpha^\delta | \delta \alpha$  are dismissed. So no  $\alpha\alpha\alpha$  and  $\alpha^6$  is not a vertex. The AVC is reduced to

$$f = 36, \quad \{\alpha\delta^2, \alpha\beta^3, \gamma^3\delta, \alpha^2\beta\gamma^2\}. \quad (3.11)$$

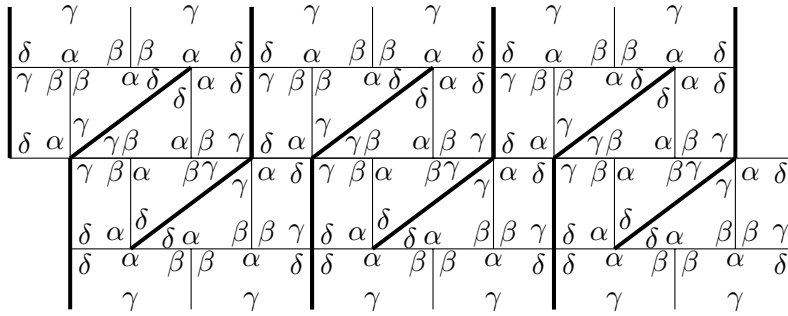


Figure 17: Tiling  $S5$

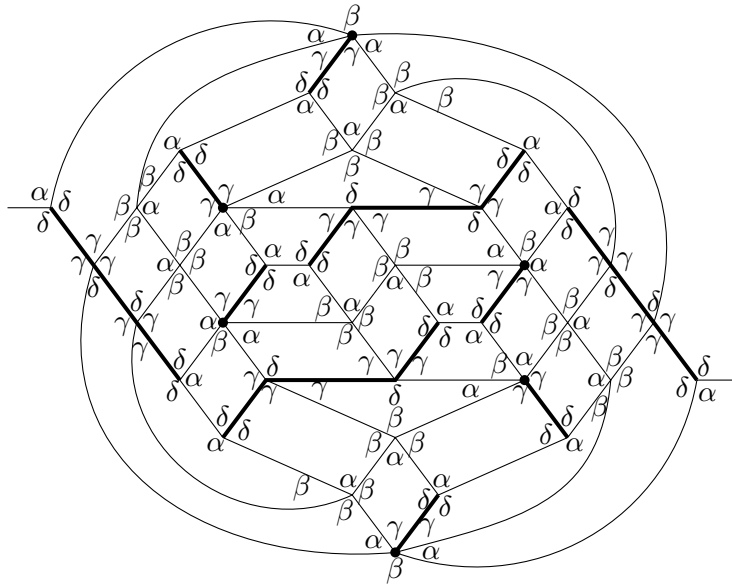


Figure 18: Tiling  $S6$

By AVC (3.11), we construct  $S6$  in Figure 18.

This completes the proof.  $\square$

We provide the pseudocode for Propositions 3.2, 3.4. In preprocessing, we define the functions, `f_Condition` and `Angle_Condition`, for executing Step 3 in our scheme. For example, the pseudocode as written, is for the convex case. The other cases can be defined similarly.

---

### Preprocessing

---

```

1: Declare Function: f_Condition(f):=
2:   if  $f \neq \emptyset$  and consistent and even and  $\geq 8$  then
      return true
3:   else return false
4: Declare Function: Angle_Condition([\alpha, \beta, \gamma, \delta]):=
5:   if  $[\alpha, \beta, \gamma, \delta] \neq \emptyset$  and  $0 < \alpha, \beta, \gamma, \delta < \pi$  and valid then
      return true
6:   else return false

```

---

The pseudocode for computing angles and  $f$  via Type I solutions is given in Algorithm 1 and the pseudocode for computing angles and  $f$  via Type II, III solutions is given in Algorithm 2.

In Algorithm 1, we define `Vertex_Eqns` by the angle relation(s) in Lemma 3.1. For example, in the convex case, we define `Case_Eqns` by  $\alpha = 2\gamma$  and  $\beta = 2\delta$ . We define `Vertex_Eqns` by the vertex angle sums given by the vertices in Lemma 2.16. Then we execute Step 2 and Step 3.

In Algorithm 2, we define `Vertex_Eqns` in the same way by Lemma 2.16. We define `Case_Recal` by the recalibrations in Table 6. We define `Myerson_Sol` by Type II or III solutions. The quadrilateral angle sum defines `Angle_Eqns`. After solving for  $\alpha, \beta, \gamma, \delta$  (and  $\theta$ ) in terms of  $f$  in the first procedure (Step 2), we dismiss angle values if they fail the criteria in Step 2 of our scheme. Then we carry out Step 3 in the second procedure.

---

Algorithm 1: Type I Rational Angle Values

---

```

1: procedure SOLVE AND SELECT ANGLE VALUES
2:   Declare Array: Vertex_Eqns, Case_Eqns, Angle_Eqns;
3:   Declare Array: Angle_Values, Valid_Angle_Values;
4:   Declare Rational Number: f_Soln;
5:   for  $i : 1$  through length(Vertex_Eqns) do
6:     Angle_Eqns: concatenate(Vertex_Eqns[ $i$ ], Case_Eqns),
7:     f_Soln: solve(Angle_Eqns,  $f$ ),
8:     Angle_Soln: solve(Angle_Eqns, [ $\alpha, \beta, \gamma, \delta$ ]),
9:     if f_Condition(f_Soln) and Angle_Condition(Angle_Values) then
10:      append(Valid_Angle_Values, Angle_Values)

```

---

We now turn our attention to tilings with  $\alpha\gamma\delta$  as a vertex. To simplify the discussion, we first establish the following fact.

**Lemma 3.3.** *If  $\gamma = \pi$  and  $f \geq 8$ , then the set of admissible vertices is*

$$AVC = \{\alpha\gamma\delta, \alpha^3, \alpha^2\beta^2, \alpha\beta^n, \beta^n, \beta^n\gamma\delta\}. \quad (3.12)$$

*Proof.* Suppose  $\gamma = \pi$ . Lemma 2.13 implies that the quadrilateral is in fact an isosceles triangle  $\triangle ABD$  in Figure 11 with edges  $AB = AD = a$ , and  $BD = a + b$ , and  $\beta = \delta$ . By Lemma 2.7,  $\alpha, \beta, \delta < \pi$ . Then  $\triangle ABD$  is a standard isosceles triangle. Then by  $BD > AB = AD$ ,  $\gamma = \pi > \alpha > \beta = \delta$ .

By  $\gamma = \pi$  and the quadrilateral angle sum,  $\alpha + 2\beta = (1 + \frac{4}{f})\pi$ . By  $\alpha > \beta$ , we have  $3\alpha > \alpha + 2\beta = (1 + \frac{4}{f})\pi$  which implies  $\alpha > (\frac{1}{3} + \frac{4}{3f})\pi > \beta = \delta$ . Since  $\gamma = \pi$ , we know that  $\gamma^2 \cdots$  is not a vertex. Balance Lemma implies that  $\delta^2 \cdots$  is also not a vertex and every  $b$ -vertex has exactly one  $\gamma$  and one  $\delta$ .

Assume  $\alpha\gamma\delta$  is not a vertex. Then the only  $b$ -vertex is  $\gamma\delta \cdots = \beta^n\gamma\delta$ . If  $n = 1$ , then the  $b$ -vertex is  $\beta\gamma\delta$ , and  $\pi = \beta + \delta < (\frac{2}{3} + \frac{8}{3f})\pi$  which implies  $f < 8$ , contradicting  $f \geq 8$ . If  $n \geq 2$ , then  $\gamma \cdots = \beta^{n \geq 2}\gamma\delta$ . However, applying Counting Lemma to  $\beta, \gamma$  we get a contradiction. So  $\alpha\gamma\delta$  is a vertex. By  $\gamma = \pi$ ,  $\alpha > \delta$  and  $\alpha\gamma\delta$ , we get  $\alpha > \frac{1}{2}\pi$ . So  $\alpha > \frac{1}{2}\pi$  and  $\gamma = \pi$  and  $\beta = \delta = \frac{4}{f}\pi$  determine all other vertices. Therefore we obtain AVC (3.12).  $\square$

**Proposition 3.4.** *If one of  $\alpha\gamma\delta, \beta\gamma\delta$  is a vertex and  $f \geq 8$ , then tilings of the sphere by congruent almost equilateral quadrilaterals, where every angle is rational, are earth map tilings  $E$ , their flip modifications  $E', E''$ , and rearrangement  $E'''$ .*

---

Algorithm 2: Type II, III Rational Angle Values

---

```
1: procedure SOLVE ANGLE VALUES
2:   Declare Array: Myerson_Sol, Case_Recal, Angle_Eqns;
3:   Declare Array: Angle_Soln, Angle_Values;
4:   Declare Rational Number: f_Soln;
5:   for  $m : 1$  through length(Myerson_Sol) do
6:     for  $c : 1$  through length(Case_Recal) do
7:       for  $i : 1$  while  $i \leq 4$  do
8:         append(Angle_Eqns, Myerson_Sol[m][i] = Case_Recal[c][i])
9:         f_Soln: solve(Angle_Eqns,  $f$ ),
10:        Angle_Soln: solve(Angle_Eqns,  $[\alpha, \beta, \gamma, \delta]$ ),
11:        if f_Condition(f_Soln) and Angle_Condition(Angle_Soln) then
12:          append(Angle_Values, Angle_Soln)
13:
14: procedure SELECT VALID ANGLE VALUES
15:   Declare Array: Vertex_Eqns;
16:   Declare Array: Sub_Vertices, Vertex_Angles, Valid_Angle_Values;
17:   Declare Rational Number: f_Value;
18:   for  $a : 1$  through length(Angle_Values) do
19:     for  $v : 1$  through length(Vertex_Eqns) do
20:       Sub_Vertices: Substitute(Angle_Values[a], Vertex_Eqns[v]),
21:       f_Value: solve(Sub_Vertices,  $f$ ),
22:       if f_Condition(f_Value) then
23:         Vertex_Angles: solve(Sub_Vertices,  $[\alpha, \beta, \gamma, \delta, f\_Value]$ ),
24:         if Angle_Condition(Vertex_Angles) then
25:           append(Valid_Angle_Values, Vertex_Angles)
```

---

*Proof.* Up to symmetry, it suffices to study  $\alpha\gamma\delta$ . By  $\alpha \neq \beta$  and  $\alpha\gamma\delta$ ,  $\beta\gamma\delta$  is not a vertex. By  $f \geq 8$  and  $\alpha\gamma\delta$ , we get  $\beta = \frac{4}{f}\pi < \pi$ . By  $f \geq 8$ , Lemma 2.18 implies  $\delta < \pi$ . Similar to the previous proposition, the proof is divided into three cases: every angle  $< \pi$ , or exactly one of  $\alpha, \gamma \geq \pi$ . The angle values are determined via Type I, II, III solutions to (3.1). Only the valid ones are selected. We give a couple of examples of our routine and leave out the details of the others. The routine again can be executed in computer.

**Case**  $(\alpha, \beta, \gamma, \delta < \pi)$ . Type I: By relations  $\alpha = 2\gamma$  and  $\beta = 2\delta$  from Lemma 3.1 and  $\alpha\gamma\delta$ , we get

$$\alpha = \left(\frac{4}{3} - \frac{4}{3f}\right)\pi, \quad \beta = \frac{4}{f}\pi, \quad \gamma = \left(\frac{2}{3} - \frac{2}{3f}\right)\pi, \quad \delta = \frac{2}{f}\pi.$$

By  $\alpha < \pi$ , we have  $\frac{4}{3} - \frac{4}{3f} < 1$ , which implies  $f < 4$ , a contradiction. There are no valid angle values.

Type II: Matching  $(\gamma - \frac{1}{2}\alpha, \frac{1}{2}\beta, \frac{1}{2}\alpha, \delta - \frac{1}{2}\beta)$  and its permutations in (3.2) with each row of the first case of Table 6 and by  $\alpha\gamma\delta$  the process gives

$$\begin{array}{lllll} f \geq 8, & \alpha = \frac{1}{3}\pi, & \beta = \frac{4}{f}\pi, & \gamma = \left(\frac{2}{3} + \frac{2}{f}\right)\pi, & \delta = \left(1 - \frac{2}{f}\right)\pi; \\ f = 8, & \alpha = \frac{1}{3}\pi, & \beta = \frac{1}{2}\pi, & \gamma = \frac{11}{12}\pi, & \delta = \frac{3}{4}\pi; \\ f = 12, & \alpha = \frac{4}{9}\pi, & \beta = \frac{1}{3}\pi, & \gamma = \frac{2}{3}\pi, & \delta = \frac{8}{9}\pi; \\ f = 18, & \alpha = \frac{4}{9}\pi, & \beta = \frac{2}{9}\pi, & \gamma = \frac{11}{18}\pi, & \delta = \frac{17}{18}\pi; \\ f = 24, & \alpha = \frac{1}{3}\pi, & \beta = \frac{1}{6}\pi, & \gamma = \frac{3}{4}\pi, & \delta = \frac{11}{12}\pi. \end{array}$$

In the sets with  $f = 12, 18, 24$ , we have  $\alpha > \beta$  and  $\delta > \gamma$ , contradicting Lemma 2.8. So they are dismissed. Meanwhile, the set with  $f = 8$  is the minimal case of the first set. In the first set, we have  $\alpha - \beta = \delta - \gamma$ . The angles fail Lemma 2.8. Then there are no valid angle values.

Type III: Matching each row of Table 5 and its permutations in (3.2) with each row of the first case of Table 6 and by  $\alpha\gamma\delta$ , the process gives

$$\alpha = \frac{14}{15}\pi, \quad \beta = \frac{1}{3}\pi, \quad \gamma = \frac{23}{30}\pi, \quad \delta = \frac{3}{10}\pi.$$

Then we obtain the AVC below,

$$f = 12, \quad \text{AVC} = \{\alpha\gamma\delta, \beta\gamma\delta^3, \beta^6\}.$$

If  $\beta\gamma\delta^3$  is a vertex, then applying Counting Lemma to  $\gamma, \delta$ , we get a contradiction. So  $\beta\gamma\delta^3$  is not a vertex and

$$f = 12, \quad \text{AVC} = \{\alpha\gamma\delta, \beta^6\}.$$

**Case** ( $\beta, \gamma, \delta < \pi$  and  $\alpha \geq \pi$ ). Suppose  $\alpha \geq \pi$ ,  $\alpha^2 \cdots$  is not a vertex. By Lemma 2.18, the only vertices with strictly more  $\delta$  than  $\gamma$  are  $\alpha\delta^2, \alpha\beta^n\delta^2$ . We incorporate this fact in conjunction with Balance Lemma to filter the vertices. This will be explained in Type II and III solutions.

Type I: By Lemma 3.1 and  $\alpha\gamma\delta$ , we get

$$\alpha = \left(\frac{4}{3} - \frac{4}{3f}\right)\pi, \quad \beta = \frac{4}{f}\pi, \quad \gamma = \left(\frac{2}{3} - \frac{2}{3f}\right)\pi, \quad \delta = \frac{2}{f}\pi.$$

Then we obtain the AVC as follows

$$\text{AVC} = \{\alpha\gamma\delta, \gamma^3\delta, \beta^n, \alpha\beta^n, \alpha\beta^n\delta^2, \beta^n\gamma^2, \beta^n\gamma\delta, \beta^n\gamma^2\delta^2\}.$$

Type II: By the same argument we get

$$\begin{array}{lllll} f = 12, & \alpha = \frac{10}{9}\pi, & \beta = \frac{1}{3}\pi, & \gamma = \frac{2}{3}\pi, & \delta = \frac{2}{9}\pi; \\ f = 18, & \alpha = \frac{10}{9}\pi, & \beta = \frac{2}{9}\pi, & \gamma = \frac{13}{18}\pi, & \delta = \frac{1}{6}\pi. \end{array}$$

For more efficient checking, we first find that both sets of angle values fail  $\alpha\delta^2, \alpha\beta^n\delta^2$ . So  $\delta^2 \cdots$  is not a vertex. By Balance Lemma, every vertex has either exactly one pair of  $\gamma, \delta$  or none of them. Such vertices can only be  $\beta^6$  for the first set and  $\alpha\beta^4, \beta\gamma^2\delta^2, \beta^5\gamma\delta, \beta^9$  for the second. Hence we have,

$$\begin{array}{l} f = 12, \quad \text{AVC} = \{\alpha\gamma\delta, \beta^6\}; \\ f = 18, \quad \text{AVC} = \{\alpha\gamma\delta, \alpha\beta^4, \beta\gamma^2\delta^2, \beta^5\gamma\delta, \beta^9\}. \end{array}$$

Type III: By the same argument, we get

$$\begin{array}{llll} \alpha = \frac{16}{15}\pi, & \beta = \frac{1}{5}\pi, & \gamma = \frac{23}{30}\pi, & \delta = \frac{1}{6}\pi; \\ \alpha = \frac{7}{5}\pi, & \beta = \frac{2}{15}\pi, & \gamma = \frac{17}{30}\pi, & \delta = \frac{1}{30}\pi; \\ \alpha = \frac{7}{5}\pi, & \beta = \frac{1}{3}\pi, & \gamma = \frac{8}{15}\pi, & \delta = \frac{1}{15}\pi. \end{array}$$

For the first set of angle values, we have  $3\gamma + \delta > 2\pi$  and the remainder of  $\gamma^2 \cdots$  has value  $\frac{7}{15}\pi$ . No angles add up to it. Then  $\gamma^2 \cdots$  is not a vertex. By Balance Lemma and Counting Lemma, every  $b$ -vertex has exactly one pair of  $\gamma, \delta$ . Hence we obtain the second AVC below. For the second set,  $\alpha\beta^4\delta^2$  is the only vertex with strictly more  $\delta$  than  $\gamma$ . In the other  $b$ -vertices, the number of  $\gamma$  is at least that of  $\delta$ . So they are  $\beta^2\gamma^3\delta, \beta^6\gamma^2\delta^2$ . The only remaining vertex is  $\beta^{15}$ . We obtain the third AVC. Apply the same checking method to the third set, the angle values do not satisfy any of  $\alpha\delta^2, \alpha\beta^n\delta^2$ .

So every vertex has either exactly one pair of  $\gamma, \delta$  or none of them. The only vertex is  $\beta^6$ . Hence we obtain the first AVC below.

$$\begin{aligned} f = 12, \quad \text{AVC} &= \{\alpha\gamma\delta, \beta^6\}; \\ f = 20, \quad \text{AVC} &= \{\alpha\gamma\delta, \beta^{10}\}; \\ f = 30, \quad \text{AVC} &= \{\alpha\gamma\delta, \beta^2\gamma^3\delta, \beta^6\gamma^2\delta^2, \alpha\beta^4\delta^2, \beta^{15}\}. \end{aligned}$$

**Case** ( $\alpha, \beta, \delta < \pi$  and  $\gamma \geq \pi$ ). Suppose  $\gamma \geq \pi$ . We know that  $\gamma^2 \cdots$  is not a vertex. Then Balance Lemma implies no  $\delta^2 \cdots$  and every  $b$ -vertex has only one pair of  $\gamma, \delta$ .

Type I: By the same argument, we get

$$\begin{aligned} \alpha &= (1 - \frac{4}{f})\pi, & \beta &= \frac{4}{f}\pi, & \gamma &= \pi, & \delta &= \frac{4}{f}\pi; \\ \alpha &= (\frac{2}{3} - \frac{4}{3f})\pi, & \beta &= \frac{4}{f}\pi, & \gamma &= (\frac{4}{3} - \frac{2}{3f})\pi, & \delta &= \frac{2}{f}\pi. \end{aligned}$$

In the first set of angle values, by Lemma 3.3,  $\gamma = \pi$  implies AVC (3.12).

In the second set of angle values, by  $\alpha\gamma\delta$  and no  $\gamma^2 \cdots, \delta^2 \cdots$ , the other  $b$ -vertex can only be  $\beta^n\gamma\delta$ . Meanwhile, the  $\hat{b}$ -vertices are  $\alpha^m, \beta^n, \alpha^m\beta^n$ . By  $f \geq 8$  and  $\alpha = (\frac{2}{3} - \frac{4}{3f})\pi$ , we have  $\alpha \geq \frac{1}{2}\pi$ . Then  $m \leq 3$  in  $\alpha^m, \alpha^m\beta^n$ . In particular,  $\alpha^m = \alpha^3$ . So we get

$$\text{AVC} = \{\alpha\gamma\delta, \alpha^3, \beta^n, \alpha^m\beta^n, \beta^n\gamma\delta\}. \quad (3.13)$$

Type II: By the same argument, we get

$$f = 12, \quad \alpha = \frac{2}{3}\pi, \quad \beta = \frac{1}{3}\pi, \quad \gamma = \pi, \quad \delta = \frac{1}{3}\pi.$$

By Lemma 3.3,  $\gamma = \pi$  and  $f = 12$  imply

$$f = 12, \quad \text{AVC} = \{\alpha\gamma\delta, \alpha^3, \alpha^2\beta^2, \alpha\beta^4, \beta^2\gamma\delta, \beta^6\}.$$

That is all the vertices and it is a special case of AVC (3.12).

Type III: By the same argument, we get

$$\begin{aligned} \alpha &= \frac{8}{15}\pi, & \beta &= \frac{1}{5}\pi, & \gamma &= \frac{43}{30}\pi, & \delta &= \frac{1}{30}\pi; \\ \alpha &= \frac{8}{15}\pi, & \beta &= \frac{1}{3}\pi, & \gamma &= \frac{41}{30}\pi, & \delta &= \frac{1}{10}\pi; \\ \alpha &= \frac{3}{5}\pi, & \beta &= \frac{1}{3}\pi, & \gamma &= \frac{17}{15}\pi, & \delta &= \frac{4}{15}\pi. \end{aligned}$$

By no  $\gamma^2 \cdots, \delta^2 \cdots$  and Parity Lemma, the first set of angle values above determine the second AVC below whereas the other two lead to the first,

$$\begin{aligned} f = 12, \quad \text{AVC} &= \{\alpha\gamma\delta, \beta^6\}; \\ f = 20, \quad \text{AVC} &= \{\alpha\gamma\delta, \alpha^3\beta^2, \beta^{10}\}. \end{aligned}$$

### AVCs with Tilings

In  $AVC = \{\alpha\gamma\delta, \beta\gamma\delta^3, \beta^6\}$ , if  $\beta\gamma\delta^3$  is a vertex, then  $\#\gamma < \#\delta$ , a contradiction. So  $\beta\gamma\delta^3$  is dismissed and we get

$$f = 12, \quad AVC = \{\alpha\gamma\delta, \beta^6\}.$$

It is easy to see that the above AVC is a special case of the AVC below

$$AVC = \{\alpha\gamma\delta, \beta^{\frac{f}{2}}\}. \quad (3.14)$$

In  $AVC = \{\alpha\gamma\delta, \alpha^3\beta^2, \beta^{10}\}$ , we get  $\gamma \cdots = \delta \cdots = \alpha\gamma\delta$ . Then by Counting Lemma,  $\alpha^3\beta^2$  is not a vertex. The AVC is reduced to

$$f = 20, \quad AVC = \{\alpha\gamma\delta, \beta^{10}\},$$

which is also a special case of AVC (3.14).

In  $AVC = \{\alpha\gamma\delta, \beta^2\gamma^3\delta, \beta^6\gamma^2\delta^2, \alpha\beta^4\delta^2, \beta^{15}\}$ , we have  $\alpha\beta \cdots = \alpha\beta^4\delta^2$  and no  $\alpha^2 \cdots$ . By no  $\alpha^2 \cdots$ , we know that  $\beta^\alpha | \beta \cdots, \beta^\alpha | \alpha \delta \cdots$  are not vertices and  $\beta \cdots \beta$  has unique AAD  $\beta^\alpha | \cdots | \beta^\alpha$ . In  $\gamma^\beta | \alpha \beta$  and  $\gamma^\beta | \alpha \delta$ , we get  $T_1, T_2$  in both pictures of Figure 19. By  $\alpha_1\beta_2 \cdots = \alpha\beta^4\delta^2$  and the unique AAD of  $\beta^\alpha | \cdots | \beta^\alpha$  imply  $\beta^\alpha | \alpha \delta \cdots$ , a contradiction. So  $\gamma^\beta | \alpha \beta \cdots, \gamma^\beta | \alpha \delta \cdots$  are not vertices. Then inside  $\boxed{\gamma^\beta | \cdots | \alpha \delta}$ , it cannot be empty nor filled by only  $\beta$ 's. This means that  $\beta^2\gamma^3\delta$  is not a vertex. Counting Lemma on  $\gamma, \delta$  implies that  $\alpha\beta^4\delta^2$  is not a vertex. So  $\alpha \cdots = \alpha\gamma\delta$ . Counting Lemma on  $\alpha, \gamma$  implies that  $\beta^6\gamma^2\delta^2$  is not a vertex. The AVC is reduced to

$$f = 30, \quad AVC = \{\alpha\gamma\delta, \beta^{15}\},$$

which is again a special case of AVC (3.14).



Figure 19: The AAD of  $\gamma^\beta | \alpha \beta$  and  $\gamma^\beta | \alpha \delta$

In  $AVC = \{\alpha\gamma\delta, \gamma^3\delta, \beta^n, \alpha\beta^n, \alpha\beta^n\delta^2, \beta^n\gamma^2, \beta^n\gamma\delta, \beta^n\gamma^2\delta^2\}$ , we know  $\alpha\gamma \cdots = \alpha\gamma\delta$ , and  $\alpha\beta \cdots = \alpha\beta^n, \alpha\beta^n\delta^2$ , and  $\gamma^3 \cdots = \gamma^3\delta$ , and no  $\alpha\gamma^2 \cdots$ . The vertices

with strictly more  $\gamma$  than  $\delta$  are  $\gamma^3\delta, \beta^n\gamma^2$ . The vertex with strictly more  $\delta$  than  $\gamma$  is  $\alpha\beta^n\delta^2$ . If  $\alpha\beta^n\delta^2$  is a vertex, the AAD determines  $T_1, T_2, T_3$  in Figure 20. Then  $\alpha_2\gamma_1 \cdots = \alpha\gamma\delta$  and we determine  $T_4$ . Then  $\alpha_4\beta_2 \cdots = \alpha\beta^n, \alpha\beta^n\delta^2$ . This means  $\beta$  or  $\delta$  is the angle in  $T_5$  just outside  $T_2$ . By no  $\alpha\gamma^2 \cdots$ , we conclude  $\gamma_2\gamma_3 \cdots = \gamma^3 \cdots = \gamma^3\delta$ . This means  $\#\alpha\beta^n\delta^2 \leq \#\gamma^3\delta$ . In each vertex other than  $\gamma^3\delta, \alpha\beta^n\delta^2, \beta^n\gamma^2$ , the number of  $\gamma$  is the same as that of  $\delta$ . By  $\#\gamma = \#\delta$ , we have  $3\#\gamma^3\delta + 2\#\beta^n\gamma^2 = \#\gamma^3\delta + 2\#\alpha\beta^n\delta^2$ . Combining with  $\#\alpha\beta^n\delta^2 \leq \#\gamma^3\delta$ , we get  $\#\gamma^3\delta + \#\beta^n\gamma^2 \leq \#\gamma^3\delta$ . This implies  $\#\beta^n\gamma^2 = 0$  and  $\#\alpha\beta^n\delta^2 = \#\gamma^3\delta$  and hence  $\beta^n\gamma^2$  is not a vertex. The AVC is reduced to

$$\text{AVC} = \{\alpha\gamma\delta, \gamma^3\delta, \beta^n, \alpha\beta^n, \alpha\beta^n\delta^2, \beta^n\gamma\delta, \beta^n\gamma^2\delta^2\}. \quad (3.15)$$

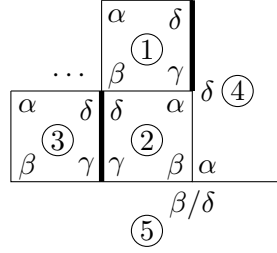


Figure 20: The AAD of  $\alpha\beta^n\delta^2$

We remark that  $f = 18$ ,  $\text{AVC} = \{\alpha\gamma\delta, \alpha\beta^4, \beta\gamma^2\delta^2, \beta^5\gamma\delta, \beta^9\}$  as a set may be viewed as a special case of AVC (3.15). However, the angle values between the two are not compatible. So they are viewed as two different sets.

If  $\gamma = \pi$ , then the quadrilateral degenerates into a triangle with AVC (3.12) which is a special case of AVC (3.13).

We summarise the AVCs in their most general forms below

1.  $f \geq 8$ ,  $\text{AVC} = \{\alpha\gamma\delta, \beta^{\frac{f}{2}}\}$ ,
2.  $f = 18$ ,  $\text{AVC} = \{\alpha\gamma\delta, \alpha\beta^4, \beta\gamma^2\delta^2, \beta^5\gamma\delta, \beta^9\}$ ,
3.  $f \geq 8$ ,  $\text{AVC} = \{\alpha\gamma\delta, \gamma^3\delta, \beta^n, \alpha\beta^n, \alpha\beta^n\delta^2, \beta^n\gamma\delta, \beta^n\gamma^2\delta^2\}$ ,
4.  $f \geq 8$ ,  $\text{AVC} = \{\alpha\gamma\delta, \alpha^3, \alpha^m\beta^n, \beta^n, \beta^n\gamma\delta\}$ .

By [8, Proposition 35, 48], we get the earth map tilings, their flip modifications and rearrangement, which will be explained below.

For the first AVC in the list, for each  $f \geq 8$  we get the earth map tiling  $E$  with AVC (3.14).

In fact, consecutive  $\beta$ 's in [8, Figure 75] constitute consecutive timezones. Then  $\beta^n$  is a vertex in any AVC in the list means that the tiling is  $E$ . In the remaining discussion, we may focus on the tilings without  $\beta^n$ .

The third AVC without  $\beta^n$  is a simplified [8, AVC (7.10)]. Counting Lemma implies that  $\gamma^3\delta$  is a vertex if and only if  $\alpha\beta^n\delta^2$  is a vertex. If  $\gamma^3\delta$  is a vertex, then  $\alpha\beta^n\delta^2$  and the angle values imply  $f = 6q + 4$  where  $q \in \mathbb{Z}$  and  $q \geq 1$ . For each such  $f \geq 10$ , we get the rearrangement  $E'''$  with

$$E''' : \text{AVC} \equiv \{\alpha\gamma\delta, \gamma^3\delta, \alpha\beta^{\frac{f+2}{6}}, \alpha\beta^{\frac{f-4}{6}}\delta^2\}. \quad (3.16)$$

If  $\gamma^3\delta$  is not a vertex, then  $\alpha\beta^n\delta^2$  is also not a vertex. We get [8, AVC (7.9)] and for each  $f \geq 8$  we get flip modifications

$$E' : \text{AVC} \equiv \{\alpha\gamma\delta, \alpha\beta^n, \beta^n\gamma\delta\}, \quad (3.17)$$

$$E'' : \text{AVC} \equiv \{\alpha\gamma\delta, \alpha\beta^n, \beta^n\gamma^2\delta^2\}. \quad (3.18)$$

The second AVC without  $\beta^n$  is a special case of [8, AVC (7.9)]. If  $\alpha\beta^4$  is a vertex, then we get specific flip modifications  $E', E''$  with AVC =  $\{\alpha\gamma\delta, \alpha\beta^4, \beta^5\gamma\delta\}$  and AVC =  $\{\alpha\gamma\delta, \alpha\beta^4, \beta\gamma^2\delta^2\}$  respectively (which are special cases of (3.17), (3.18) respectively).

The fourth AVC without  $\beta^n$  is [8, AVC (7.8)]. Counting Lemma implies that  $\alpha^3$  or  $\alpha^m\beta^n$  is a vertex if and only if  $\beta^n\gamma\delta$  is a vertex. If  $\alpha^3$  or  $\alpha^m\beta^n$  is a vertex, then we get

$$E' : \text{AVC} \equiv \{\alpha\gamma\delta, \alpha^3, \beta^n\gamma\delta\}, \quad (3.19)$$

$$E' : \text{AVC} \equiv \{\alpha\gamma\delta, \alpha^m\beta^n, \beta^n\gamma\delta\}. \quad (3.20)$$

We list the tilings with their AVCs in Table 11. The construction is explained in [8, Figures 76, 77].

This completes the proof.  $\square$

## 4 Non-rational Angles

In this section, we assume that at least one of the angles  $\alpha, \beta, \gamma, \delta$  is non-rational, i.e., its value is not a rational multiple of  $\pi$ . For integers  $m, n, k, l, m_i$ ,

Tilings	$f$	AVC
$E$	$\geq 8$	$\{\alpha\gamma\delta, \beta^{\frac{f}{2}}\}$
$E'$		$\{\alpha\gamma\delta, \alpha^m\beta^n, \beta^n\gamma\delta\}$
		$\{\alpha\gamma\delta, \alpha^3, \beta^n\gamma\delta\}$
$E''$		$\{\alpha\gamma\delta, \alpha\beta^n, \beta^n\gamma^2\delta^2\}$
$E'''$		$\{\alpha\gamma\delta, \gamma^3\delta, \alpha\beta^{\frac{f+2}{6}}, \alpha^{\frac{f-4}{6}}\delta^2\}$

Table 11: AVCs of rational angles with  $\alpha\gamma\delta$

$n_i, k_i, l_i \geq 0$  where  $1 \leq i \leq 2$ , the angle sum system of vertices  $\alpha^{m_1}\beta^{n_1}\gamma^{k_1}\delta^{l_1}$ ,  $\alpha^{m_2}\beta^{n_2}\gamma^{k_2}\delta^{l_2}$ ,  $\alpha^m\beta^n\gamma^k\delta^l$  has augmented matrix

$$[A|\vec{b}] = \left[ \begin{array}{cccc|c} 1 & 1 & 1 & 1 & 2 + \frac{4}{f} \\ m_1 & n_1 & k_1 & l_1 & 2 \\ m_2 & n_2 & k_2 & l_2 & 2 \\ m & n & k & l & 2 \end{array} \right]. \quad (4.1)$$

The above system is required to be consistent, namely rank of  $[A|\vec{b}] = \text{rank of } A$ . If  $A$  is invertible, then the solutions to angle values are rational. Therefore, for some angles being non-rational, we have rank of  $A \leq 3$ . So  $\det A = 0$ . For  $1 \leq i \leq 2$ , when  $m_i, n_i, k_i, l_i$  are fixed, we get two equations in terms of  $m, n, k, l$  and  $f$ . We call them the non-rationality condition.

Note that we allow some of  $m, n, k, l$  to be 0 in the discussion involving (4.1) and in determining the angle combinations. Only after the angle combinations are determined, we require  $m, n, k, l \geq 1$  in angle combinations.

**Proposition 4.1.** *If  $\alpha\gamma\delta, \beta\gamma\delta$  are not vertices and  $f \geq 8$ , then tilings by congruent almost equilateral quadrilaterals with non-rational angles are isolated earth map tilings  $S1, S2$ , and special tilings  $QP_6, S4$ .*

*Proof.* Using each pair of vertices the list of Lemma 2.16, we set up  $A$  in (4.1) and determine  $m, n, k, l$ . We demonstrate the argument of solving the related system of linear Diophantine inequalities in two cases. The other cases can be determined by the same routine, which can be swiftly implemented in computer.

**Case (Degree 3 Pairs).** Suppose  $\alpha\delta^2, \beta\gamma^2$  are vertices. The non-rationality condition implies  $2n + l = 2m + k$  and  $(n + 1 - m - k)f = 2(2n - k)$ . By  $f \geq 8$ , the latter implies  $2n - k = 0$  if and only if  $n + 1 - m - k = 0$ , and  $2n - k > 0$  if and only if  $n + 1 - m - k > 0$ .

If  $2n - k = 0$ , then  $n + 1 = m + k$  and  $l = 2m$ . The non-negative integer solutions are  $(m, n, k, l) = (1, 0, 0, 2), (0, 1, 2, 0)$ . The vertices are  $\alpha\delta^2, \beta\gamma^2$ .

If  $2n - k \neq 0$ , then  $n + 1 - m - k \neq 0$  and  $f = \frac{2(2n-k)}{n+1-m-k} = 8 + \frac{2(4m-2n+3k-4)}{n+1-m-k}$ .

Suppose  $2n - k > 0$ . We have  $2n > k$  and  $n + 1 > m + k$ . By  $f \geq 8$ , we also have  $4m - 2n + 3k \geq 4$ . The non-negative integer solution is  $(m, n, k, l) = (m, m, 0, 0)$ . The vertex is  $\alpha^m\beta^m$ .

Suppose  $2n - k < 0$ . We have  $2n < k$  and  $m - n + k \geq 2$  and  $4m - 2n + 3k \leq 4$ . Then there is no non-negative integer solution. So there is no vertex.

Therefore we get the set of admissible vertices

$$\text{AVC} = \{\alpha\delta^2, \beta\gamma^2, \alpha^m\beta^m\}.$$

The arguments for the other pairs are analogous. The AVCs are listed in the first half of Table 12 where the first two vertices in each row are one of the pairs from the list of Lemma 2.16.

**Case (Degree 3, 4 Pairs).** In this case, one of  $\alpha^3, \alpha\beta^2, \alpha\gamma^2, \alpha\delta^2$  is the unique degree 3 vertex. If  $\alpha^3$  is a vertex, then Lemma 2.5 implies  $f \geq 24$ . If one of  $\alpha\beta^2, \alpha\gamma^2, \alpha\delta^2$  is a vertex, then Lemma 2.6 implies  $f \geq 16$ .

Suppose  $\alpha\beta^2, \gamma^2\delta^2$  are vertices. We have  $f \geq 16$ . The non-rational condition implies  $k = l$  and  $(2 - n - k)f = 4(2m - n)$ . The latter and  $f \geq 16$  imply  $2m - n = 0$  if and only if  $2 - n - k = 0$ , and  $2m - n > 0$  if and only if  $2 - n - k > 0$ .

If  $2m = n$ , then  $n + k = 2$ . By  $k = l$ , the non-negative integer solutions are  $(m, n, k, l) = (0, 0, 2, 2), (1, 2, 0, 0)$ . The vertices are  $\alpha\beta^2, \gamma^2\delta^2$ .

If  $2m > n$ , then  $n + k \leq 1$ . By  $k = l$ , we get  $(m, n, k, l) = (m, 0, 0, 0), (m, 0, 1, 1), (m, 1, 0, 0)$ . The vertices are  $\alpha^m, \alpha^m\beta, \alpha^m\gamma\delta$ .

If  $2m < n$ , then  $n + k \geq 3$  and  $f = \frac{4(2m-n)}{2-n-k} = 16 + \frac{4(2m+3n+4k-8)}{2-n-k}$ . By  $f \geq 16$  and  $n + k \geq 3$ , we also have  $2m + 3n + 4k \leq 8$ . Then there is no non-negative integer solutions.

Therefore,

$$\text{AVC} = \{\alpha\beta^2, \gamma^2\delta^2, \alpha^m, \alpha^m\beta, \alpha^m\gamma\delta\}.$$

The arguments for the other pairs are analogous. The AVCs are listed in the second half of Table 12. The first two vertices in each row are assumed to appear as the pair come from the list of Lemma 2.16.

We remark that, by exchanging  $\alpha \leftrightarrow \beta$  and  $\gamma \leftrightarrow \delta$ , the AVCs  $\{\alpha^3, \beta\gamma^2, \alpha\beta\delta^2\}$ ,  $\{\alpha^3, \beta\delta^2, \alpha\beta\gamma^2\}$  are equivalent to  $\{\alpha\delta^2, \beta^3, \alpha\beta\gamma^2\}$ ,  $\{\alpha\gamma^2, \beta^3, \alpha\beta\delta^2\}$ , which are special cases of  $\{\alpha\delta^2, \alpha\beta\gamma^2, \beta^n\}$ ,  $\{\alpha\gamma^2, \alpha\beta\delta^2, \beta^n\}$  respectively.

$f$	AVC	$f$	AVC
12	$\{\alpha^3, \alpha\gamma^2, \beta^2\delta^2\}$	24	$\{\alpha^3, \gamma^2\delta^2, \beta^4, \beta^2\gamma\delta\}$
12	$\{\alpha^3, \alpha\delta^2, \beta^2\gamma^2\}$	36	$\{\alpha^3, \gamma^2\delta^2, \alpha\beta^3\}$
24	$\{\alpha^3, \beta\gamma^2, \beta^2\delta^4\}$	60	$\{\alpha^3, \gamma^2\delta^2, \beta^5\}$
24	$\{\alpha^3, \beta\delta^2, \beta^2\gamma^4\}$	$\geq 16$	$\{\alpha\beta^2, \gamma^2\delta^2, \alpha^m, \alpha^m\beta, \alpha^m\gamma\delta\}$
$\geq 8$	$\{\alpha^2\beta, \beta\delta^2, \gamma^k\}$	$\geq 16$	$\{\alpha\gamma^2, \beta^2\delta^2, \alpha^m\}$
$\geq 8$	$\{\alpha\delta^2, \beta\gamma^2, \alpha^m\beta^m\}$	$\geq 16$	$\{\alpha\delta^2, \beta^2\gamma^2, \alpha^m\}$
24	$\{\alpha^3, \gamma^4, \beta^2\delta^2\}$	$\geq 16$	$\{\alpha\gamma^2, \alpha\beta\delta^2, \beta^n\}$
24	$\{\alpha^3, \delta^4, \beta^2\gamma^2\}$	$\geq 16$	$\{\alpha\delta^2, \alpha\beta\gamma^2, \beta^n\}$

Table 12: Non-rational angles: AVCs without  $\alpha\gamma\delta$

### AVCs without Tilings

We first discuss the AVCs from Table 12 that do not constitute tilings.

As explained in the AAD discussion in Section 2.1,  $\alpha^3$  is a vertex implies that  $\beta\delta\cdots$  is a vertex. Therefore AVC =  $\{\alpha^3, \alpha\delta^2, \beta^2\gamma^2\}$ ,  $\{\alpha^3, \alpha\beta^3, \gamma^2\delta^2\}$ ,  $\{\alpha^3, \beta^2\gamma^2, \delta^4\}$ ,  $\{\alpha^3, \gamma^2\delta^2, \beta^5\}$  have no tilings.

In AVC =  $\{\alpha^3, \alpha\gamma^2, \beta^2\delta^2\}$ ,  $\alpha = \gamma$  and  $\beta + \delta = \pi$  whereby  $\delta \neq \pi$ , contradicting Lemma 2.13.

In AVC =  $\{\alpha^3, \beta\gamma^2, \beta^2\delta^4\}$ , we know that  $\alpha\gamma\cdots, \gamma|\gamma\cdots$  are not vertices. Hence  $\beta^\alpha|\gamma\beta\cdots, \beta^\gamma|\gamma\beta\cdots$  are not vertices. Then  $\beta|\beta = \beta^\alpha|\alpha\beta$ . By no  $\alpha\gamma\cdots$ , we know that  $|\delta^\alpha|\beta|\alpha\delta|\cdots$  is not a vertex. By  $\beta|\beta = \beta^\alpha|\alpha\beta$ , the vertex  $\beta^2\delta^4$  has AAD  $|\delta^\alpha|\beta|\beta|\alpha\delta| = |\delta^\alpha|\gamma\beta^\alpha|\alpha\beta\gamma|\alpha\delta|$ . It implies  $\alpha\gamma\cdots$ , a contradiction.

In  $AVC = \{\alpha^3, \beta\delta^2, \beta^2\gamma^4\}$ , the AAD of  $\beta\delta^2 = \llbracket \delta^\alpha | \alpha\beta\gamma | \alpha\delta \rrbracket$  implies  $\alpha\gamma\cdots$ , which is not a vertex, a contradiction.

In  $AVC = \{\alpha^3, \beta^4, \gamma^2\delta^2, \beta^2\gamma\delta\}$ , we have  $\alpha^2\cdots = \alpha^3$  and  $\gamma^2\cdots = \gamma^2\delta^2$  and no  $\alpha\beta\cdots, \alpha\gamma\cdots$ . Then  $\beta^2\gamma\delta$  has AAD  $\llbracket \gamma^\beta | \gamma\beta^\alpha | \beta | \alpha\delta \rrbracket$ . It implies  $\alpha\gamma\cdots$ , a contradiction. So  $\beta^2\gamma\delta$  is not a vertex. Hence  $\beta\delta\cdots$  is not a vertex, contradicting  $\alpha^3$ .

In  $AVC = \{\alpha^2\beta, \beta\delta^2, \gamma^k\}$ ,  $\alpha\gamma\cdots$  is not a vertex. The unique degree 3 vertex  $\beta\delta^2$  has unique AAD  $\llbracket \delta^\alpha | \alpha\beta\gamma | \alpha\delta \rrbracket$ . This implies  $\alpha\gamma\cdots$ , a contradiction.

In  $AVC = \{\alpha\delta^2, \beta^2\gamma^2, \alpha^m\}$ ,  $\alpha\beta\cdots$  is not a vertex. The unique degree 3 vertex  $\alpha\delta^2$  has unique AAD  $\llbracket \delta^\alpha | \beta | \alpha^\delta | \alpha\delta \rrbracket$ . This implies  $\alpha\beta\cdots$ , a contradiction.

In  $AVC = \{\alpha\delta^2, \beta\gamma^2, \alpha^m\beta^m\}$ ,  $\alpha^m\beta^m$  has degree  $\geq 4$ , i.e,  $m \geq 2$ . So  $\alpha, \beta < \pi$ . By  $\alpha\delta^2, \beta\gamma^2$ , we have  $\gamma, \delta < \pi$ . Then the tile is convex. The vertex angle sums  $\alpha + 2\delta = 2\pi = \beta + 2\gamma$  imply  $\gamma - \frac{1}{2}\alpha = \delta - \frac{1}{2}\beta$ . Then (2.5) implies  $\sin(\gamma - \frac{1}{2}\alpha) = 0$  or  $\sin \frac{1}{2}\beta = \sin \frac{1}{2}\alpha$ . By convexity and  $\gamma - \frac{1}{2}\alpha = \delta - \frac{1}{2}\beta$ , the former gives  $\delta - \frac{1}{2}\beta = \gamma - \frac{1}{2}\alpha = 0$ . Then  $\alpha = 2\gamma$  and  $\beta = 2\delta$ . By  $\alpha\gamma^2$  and  $\beta\delta^2$ , we get  $4\pi = \alpha + 2\gamma + \beta + 2\delta = 4(\gamma + \delta)$ . This implies  $\gamma + \delta = \pi$  and  $\alpha + \beta = 2\pi$ , contradicting  $\alpha, \beta < \pi$ . So  $\sin \frac{1}{2}\beta = \sin \frac{1}{2}\alpha$ . For  $0 < \alpha, \beta < \pi$ , we have  $\frac{1}{2}\beta = \frac{1}{2}\alpha$  or  $\pi - \frac{1}{2}\alpha$ . Since  $\alpha \neq \beta$ , we get  $\frac{1}{2}\beta = \pi - \frac{1}{2}\alpha$  which also implies  $\alpha + \beta = 2\pi$ , the same contradiction.

### AVCs with Tilings

In  $AVC = \{\alpha\gamma^2, \alpha\beta\delta^2, \beta^n\}$ , we shall see in Proposition 5.12 that tilings are only geometrically realisable when  $f = 16$ . In that case, the tilings are  $S3, S'3$  and every angle is rational, a contradiction.

In  $AVC = \{\alpha^3, \beta^2\delta^2, \gamma^4\}$ , the tiling is  $QP_6$ , given by simple quadrilateral subdivision of the cube in Figure 21.

In  $AVC = \{\alpha\beta^2, \gamma^2\delta^2, \alpha^m, \alpha^m\beta, \alpha^m\gamma\delta\}$ , we have  $\beta^2\cdots = \alpha\beta^2$  and no  $\beta\gamma\cdots, \beta\delta\cdots$ . The argument in the second picture of Figure 15 implies no  $\alpha^\beta | \beta\alpha\cdots$ . By no  $\beta\delta\cdots, \alpha^\beta | \beta\alpha\cdots$ , there is no  $\alpha\alpha\alpha$ . So  $\alpha^a\gamma\delta = \alpha^2\gamma\delta$  and  $\alpha^a, \alpha^a\beta$  are not vertices. The AVC is reduced to

$$f = 16, \quad AVC = \{\alpha\beta^2, \alpha^2\gamma\delta, \gamma^2\delta^2\}. \quad (4.2)$$

By AVC (4.2), we construct  $S4$  in the second picture of Figure 22. As  $2\alpha = \gamma + \delta = \pi$ ,  $S4$  is a subdivision of a non-edge-to-edge parallelogram tiling in Figure 23. The right angles are  $\alpha$ . The non-indicated parallelogram angles are  $\beta = \frac{3}{4}\pi$ .

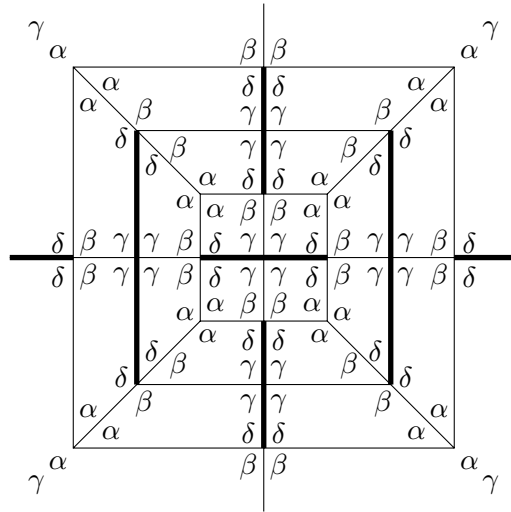


Figure 21: Tiling  $QP_6$

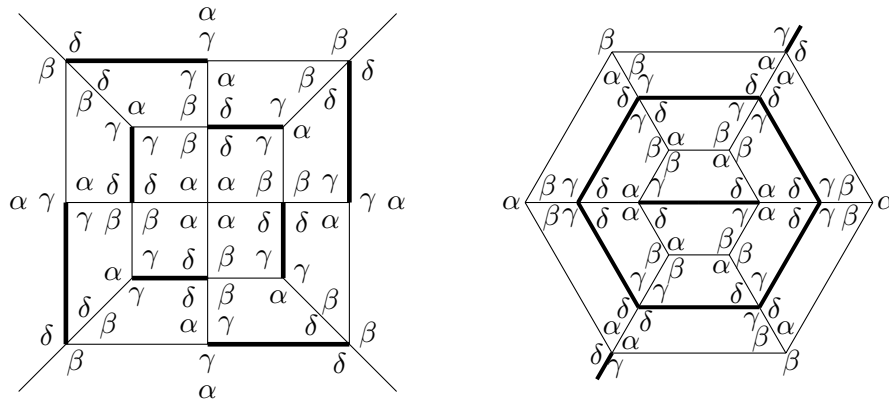


Figure 22: Tilings  $S_2$  and  $S_4$

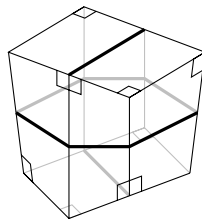


Figure 23:  $S_4$  as a subdivision of a non-edge-to-edge parallelogram tiling.

In  $AVC = \{\alpha\gamma^2, \beta^2\delta^2, \alpha^m\}$ , we shall see in Proposition 5.11 that tilings are only geometrically realisable when  $f = 16$  and  $\alpha^m = \alpha^4$ . We use the AVC to construct  $S_2$  in the first picture of Figure 22.

In  $AVC = \{\alpha\delta^2, \alpha\beta\gamma^2, \beta^n\}$ , we shall see in Proposition 5.13 that tilings are only geometrically realisable when  $f = 12, 16$ . We use the AVC to construct  $S_{12}1, S_{16}1$  in Figure 24.

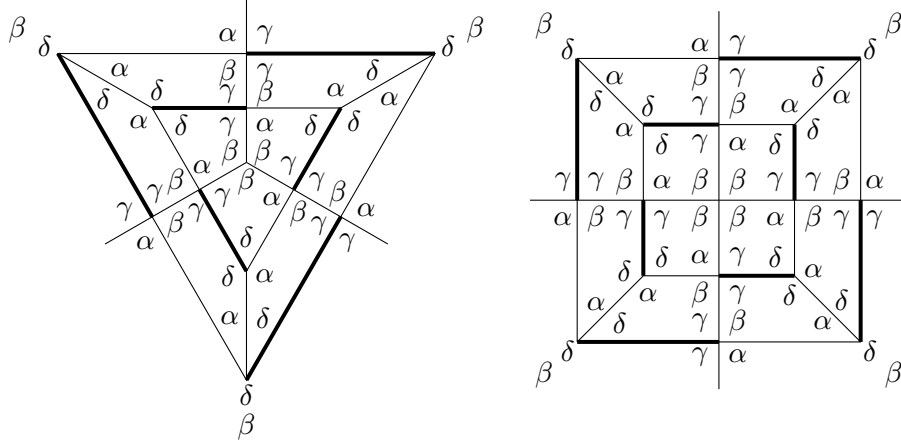


Figure 24: Tilings  $S_1 = S_{12}1, S_{16}1$

This completes the proof.  $\square$

**Proposition 4.2.** *If one of  $\alpha\gamma\delta, \beta\gamma\delta$  is a vertex and  $f \geq 8$ , then the tilings by congruent almost equilateral quadrilaterals with non-rational angles are earth map tilings  $E$  and their flip modifications  $E', E''$ .*

*Proof.* Up to symmetry, it suffices to study  $\alpha\gamma\delta$ . By  $\alpha \neq \beta$  and  $\alpha\gamma\delta, \beta\gamma\delta$  is not a vertex. The angle sum system gives

$$\alpha + \gamma + \delta = 2\pi, \quad \beta = \frac{4}{f}\pi.$$

By  $\alpha\gamma\delta$ , at least two of  $\alpha, \gamma, \delta$  are non-rational. The key fact we use is the following: suppose  $\varphi, \psi$  are non-rational angles and  $\varphi + \psi$  is a rational angle, then  $u\varphi + v\psi = q\pi$  for some rational number  $u, v, q$  implies  $u = v$ .

If  $\gamma < \delta$ , then  $\alpha\gamma\delta$  and Parity Lemma imply  $\alpha\delta \cdots = \alpha\gamma\delta$ . Similarly,  $\gamma > \delta$  implies  $\alpha\gamma \cdots = \alpha\gamma\delta$ . We have either  $\alpha\gamma \cdots = \alpha\gamma\delta$  or  $\alpha\delta \cdots = \alpha\gamma\delta$ . Meanwhile, Lemma 2.17 implies that  $\alpha^2 \cdots$  is a  $\hat{b}$ -vertex. At least two of  $\alpha, \gamma, \delta$  are non-rational. So we divide the discussion into the following cases.

**Case** ( $\gamma, \delta$  are non-rational,  $\alpha$  is rational). By  $\alpha\gamma\delta$ , we know that  $\gamma+\delta$  is a rational angle. As  $\gamma, \delta$  are non-rational, at each vertex, the number of  $\gamma$  equals to the number of  $\delta$ . By Parity Lemma, the  $b$ -vertices are  $\alpha\gamma\delta, \beta^n\gamma^k\delta^k, \gamma^k\delta^k$ . As  $\alpha, \beta$  are rational, the  $\hat{b}$ -vertices are  $\alpha^m, \alpha^m\beta^n, \beta^n$ . Therefore

$$\text{AVC} = \{\alpha\gamma\delta, \alpha^m, \alpha^m\beta^n, \beta^n, \beta^n\gamma^k\delta^k, \gamma^k\delta^k\}. \quad (4.3)$$

**Case** ( $\alpha, \gamma$  are non-rational,  $\delta$  is rational). By  $\alpha\gamma\delta$ , we know that  $\alpha + \gamma$  is a rational angle. As  $\beta, \delta$  are rational and  $\alpha, \gamma$  are non-rational, at each vertex, the number of  $\alpha$  equals to the number of  $\gamma$ . Since  $\alpha^2 \cdots$  can only be  $\hat{b}$ -vertex, this implies that  $\alpha^2 \cdots$  is not a vertex. This implies  $\gamma \cdots = \alpha\gamma \cdots$  with no  $\alpha, \gamma$  in the remainder. By  $\alpha\gamma\delta$  and Parity Lemma, we have  $\gamma \cdots = \alpha\gamma\delta$ . Counting Lemma implies the only other vertex is  $\beta^n$  where  $n = \frac{f}{2}$ . Therefore

$$\text{AVC} = \{\alpha\gamma\delta, \beta^{\frac{f}{2}}\}. \quad (4.4)$$

**Case** ( $\alpha, \delta$  are non-rational,  $\gamma$  is rational). The previous argument relies only on the parity of  $\gamma, \delta$ . Exchanging  $\gamma \leftrightarrow \delta$  above, we get AVC (4.4).

**Case** ( $\alpha, \gamma, \delta$  are non-rational). As  $\alpha, \gamma, \delta$  are non-rational and  $\beta$  is rational,  $\alpha^m, \gamma^k, \delta^l, \alpha^m\beta^n, \beta^n\gamma^k, \beta^n\delta^l$  are not vertices. Since  $\alpha^2 \cdots$  is a  $\hat{b}$ -vertex, by no  $\alpha^m, \alpha^m\beta^n$ , this implies that  $\alpha^2 \cdots$  is not a vertex.

Suppose  $\gamma > \delta$ . We have  $\alpha\gamma \cdots = \alpha\gamma\delta$ , if  $\alpha\beta^n\delta^l$  or  $\alpha\delta^l$  is a vertex, then  $\alpha \cdots = \alpha\gamma\delta, \alpha\delta^l, \alpha\beta^n\delta^l$ . Counting Lemma on  $\alpha, \delta$  and Parity Lemma imply that  $\alpha^m\beta^n\delta^l, \alpha^m\delta^l$  are not vertices. Then  $\alpha \cdots = \alpha\gamma\delta$ . Counting Lemma further implies that the only other vertex is  $\beta^n$ . We get AVC (4.4).

Suppose  $\gamma < \delta$ . We have  $\alpha\delta \cdots = \alpha\gamma\delta$ , exchanging  $\gamma \leftrightarrow \delta$  and  $k \leftrightarrow l$  above gives AVC (4.4).

We summarise the AVCs below,

1.  $f \geq 8, \text{AVC} = \{\alpha\gamma\delta, \beta^{\frac{f}{2}}\},$
2.  $f \geq 8, \text{AVC} = \{\alpha\gamma\delta, \alpha^m, \beta^n, \alpha^m\beta^n, \gamma^k\delta^k, \beta^n\gamma^k\delta^k\}.$

By [8, Proposition 48], the earth map tilings  $E$  and their flip modifications  $E', E''$  are obtained from the above AVCs. The same argument of identifying the AVCs in Table 11 with tilings in Proposition 3.4 only uses the vertices,

not the rationality nor non-rationality. Then the same discussion applies here. Hence we get

$$E' : \text{AVC} \equiv \{\alpha\gamma\delta, \alpha^m, \beta^n\gamma\delta\}; \quad (4.5)$$

$$E' : \text{AVC} \equiv \{\alpha\gamma\delta, \alpha^m\beta^n, \beta^n\gamma\delta\}; \quad (4.6)$$

$$E'' : \text{AVC} \equiv \{\alpha\gamma\delta, \alpha\beta^n, \gamma^k\delta^k\}; \quad (4.7)$$

$$E'' : \text{AVC} \equiv \{\alpha\gamma\delta, \alpha\beta^n, \beta^n\gamma^k\delta^k\}. \quad (4.8)$$

The tilings with their AVCs are given in Table 13. The construction is explained in [8, Figures 76, 77].

Tilings	$f$	AVC
$E$	$\geq 8$	$\{\alpha\gamma\delta, \beta^{\frac{f}{2}}\}$
$E'$		$\{\alpha\gamma\delta, \alpha^m, \beta^n\gamma\delta\}$
		$\{\alpha\gamma\delta, \alpha^m\beta^n, \beta^n\gamma\delta\}$
$E''$		$\{\alpha\gamma\delta, \alpha\beta^n, \gamma^k\delta^k\}$
		$\{\alpha\gamma\delta, \alpha\beta^n, \beta^n\gamma^k\delta^k\}$

Table 13: Non-rational angles: AVCs with  $\alpha\gamma\delta$

This completes the proof. □

## 5 Geometric Realisation

Up to this point, we have obtained tilings using the conditions on angles. For the tilings to exist, we still need to show that there is actually a simple almost equilateral quadrilateral with the given angles. We also provide extrinsic formulae to all angles and edges. For the purpose of tilings, we always assume  $\alpha, \beta, \gamma, \delta \in (0, 2\pi)$  and  $a \in (0, \pi)$  and  $b \in (0, 2\pi)$ .

For tilings without  $\alpha\gamma\delta$ , we use spherical trigonometric tools to justify the existence. In Section 5.1, we establish the tools. The same tools can also be applied to show the existence of tilings by congruent  $a^2bc$  quadrilaterals. Sections 5.2, 5.3, 5.4 are the applications of these tools. Lastly, we verify the existence of tilings with  $\alpha\gamma\delta$  by direct construction in Section 5.5.

## 5.1 Spherical Trigonometry

To verify the existence of  $a^2bc$  quadrilateral and the almost equilateral quadrilateral, we state the following facts from [6, 8]. The  $a^2bc$  quadrilateral in Figure 1 exists if and only if the following matrix equation holds.

$$Y(c)Z(\pi - \beta)Y(a)Z(\pi - \alpha)Y(a)Z(\pi - \delta)Y(b)Z(\pi - \gamma) = I_3 \quad (5.1)$$

where,

$$Y(t) = \begin{bmatrix} \cos t & 0 & \sin t \\ 0 & 1 & 0 \\ -\sin t & 0 & \cos t \end{bmatrix}, Z(t) = \begin{bmatrix} \cos t & -\sin t & 0 \\ \sin t & \cos t & 0 \\ 0 & 0 & 1 \end{bmatrix}, I_3 = \begin{bmatrix} 1 & 0 & 0 \\ 0 & 1 & 0 \\ 0 & 0 & 1 \end{bmatrix}.$$

It is obvious that  $Y(t), Z(t) \in SO(3)$ .

**Lemma 5.1.** *Suppose  $\gamma \notin \mathbb{Z}\pi$  and  $a \in (0, \pi)$ . Then there exists an  $a^2bc$  quadrilateral with angles  $\alpha, \beta, \gamma, \delta$  and a if and only if the following holds.*

$$\begin{aligned} &(\cos \alpha - 1) \sin \beta \sin \delta \cos^2 a + \sin \alpha \sin(\beta + \delta) \cos a \\ &+ \sin \beta \sin \delta - \cos \alpha \cos \beta \cos \delta + \cos \gamma = 0. \end{aligned} \quad (5.2)$$

Given the angles  $\alpha, \beta, \gamma, \delta$  where  $\gamma \notin \mathbb{Z}\pi$  and an edge  $a \in (0, \pi)$ , we can uniquely determine  $b, c \in (0, 2\pi]$  by the following formulae,

$$\begin{aligned} \sin \gamma \cos b &= (1 - \cos \alpha) \sin \beta \cos \delta \cos^2 a - \sin \alpha \cos(\beta + \delta) \cos a \\ &\quad - \sin \beta \cos \delta - \cos \alpha \cos \beta \sin \delta; \end{aligned} \quad (5.3)$$

$$\sin \gamma \sin b = ((1 - \cos \alpha) \sin \beta \cos a - \sin \alpha \cos \beta) \sin a. \quad (5.4)$$

$$\begin{aligned} \sin \gamma \cos c &= (1 - \cos \alpha) \cos \beta \sin \delta \cos^2 a - \sin \alpha \cos(\beta + \delta) \cos a \\ &\quad - \cos \beta \sin \delta - \cos \alpha \sin \beta \cos \delta; \end{aligned} \quad (5.5)$$

$$\sin \gamma \sin c = ((1 - \cos \alpha) \sin \delta \cos a - \sin \alpha \cos \delta) \sin a. \quad (5.6)$$

*Proof.* Let  $s$  denote the left hand side of (5.2) and  $p_{\beta, \delta}, q_{\beta}, p_{\delta, \beta}, q_{\delta}$  denote the right hand sides of (5.3), (5.4), (5.5), (5.6) respectively. Let

$$\begin{aligned} U &:= Z(\pi - \beta)Y(a)Z(\pi - \alpha)Y(a)Z(\pi - \delta), \\ V &:= Y(c)^T Z(\pi - \gamma)^T Y(b)^T. \end{aligned}$$

Then calculations show that  $U_{22} = V_{22}, U_{21} = V_{21}, U_{23} = V_{23}, U_{12} = V_{12}, U_{32} = V_{32}$  are exactly (5.2), (5.3), (5.4), (5.5), (5.6) respectively. In particular, we get the necessary direction of the lemma.

For the sufficient direction, we first calculate to verify the following equalities,

$$s^2 + p_{\beta,\delta}^2 + q_\beta^2 = s^2 + p_{\delta,\beta}^2 + q_\delta^2 = 1 + \cos^2 \gamma + 2(s - \cos \gamma) \cos \gamma.$$

Then (5.2) means  $s = 0$ , or  $U_{22} = V_{22}$ , and the equalities become

$$p_{\beta,\delta}^2 + q_\beta^2 = p_{\delta,\beta}^2 + q_\delta^2 = \sin^2 \gamma.$$

By  $\gamma \notin \mathbb{Z}\pi$ , we have  $\sin \gamma \neq 0$ . Then the above equalities imply unique  $b, c \in (0, 2\pi]$  such that  $\sin \gamma \cos b = p_{\beta,\delta}$  and  $\sin \gamma \sin b = q_\beta$  and  $\sin \gamma \cos c = p_{\delta,\beta}$  and  $\sin \gamma \sin c = q_\delta$ . This means  $U_{21} = V_{21}$  and  $U_{23} = V_{23}$  and  $U_{12} = V_{12}$  and  $U_{32} = V_{32}$ .

By  $U, V \in SO(3)$  and  $U_{21} = V_{21}, U_{22} = V_{22}, U_{23} = V_{23}$ , we know that the  $(2, 2)$ -entry of  $UV^T$  is 1. Since  $UV^T \in SO(3)$ , this implies

$$UV^T = \begin{bmatrix} * & 0 & * \\ 0 & 1 & 0 \\ * & 0 & * \end{bmatrix} = Y(\theta),$$

for some  $\theta$ .

Let

$$\vec{w} = \begin{bmatrix} u_{12} \\ u_{22} \\ u_{32} \end{bmatrix} = \begin{bmatrix} v_{12} \\ v_{22} \\ v_{32} \end{bmatrix},$$

be the second column of  $U$  and  $V$ .

Then  $U = Y(\theta)V$  implies  $\vec{w} = Y(\theta)\vec{w}$ . This implies  $Y(\theta) = I_3$  or  $\vec{w} = \pm\vec{e}_2$ , where  $\vec{e}_2$  is the second column of  $Y(\theta)$ . Suppose it is the latter. Since  $V\vec{e}_2 = \vec{w}$ , we then get  $Y^T(c)Z(\pi - \gamma)^T Y(b)^T \vec{e}_2 = \pm\vec{e}_2$ , which implies

$$\begin{bmatrix} \sin(\pi - \gamma) \\ \cos(\pi - \gamma) \\ 0 \end{bmatrix} = Z(\pi - \gamma)^T \vec{e}_2 = \pm\vec{e}_2 = \begin{bmatrix} 0 \\ \pm 1 \\ 0 \end{bmatrix}.$$

This implies  $\gamma \in \mathbb{Z}\pi$ , a contradiction to the hypothesis. So we have  $Y(\theta) = I_3$ , i.e.,  $U = V$ . Hence the converse is true.  $\square$

The edge reduction  $c = a$  implies that the almost equilateral quadrilateral in Figure 1 exists if and only if

$$Y(a)Z(\pi - \beta)Y(a)Z(\pi - \alpha)Y(a)Z(\pi - \delta)Y(b)Z(\pi - \gamma) = I_3. \quad (5.7)$$

**Lemma 5.2.** *If  $\gamma, \delta \neq \pi$ , then there exists an almost equilateral quadrilateral with angles  $\alpha, \beta, \gamma, \delta \in (0, 2\pi)$  and edge  $a \in (0, \pi)$  if and only if (2.5) and the following identity hold,*

$$\cos a = \frac{\sin \beta \cos \gamma + \sin \delta}{(1 - \cos \beta) \sin \gamma} = \frac{\sin \alpha \cos \delta + \sin \gamma}{(1 - \cos \alpha) \sin \delta}. \quad (5.8)$$

Moreover, (2.5) implies the second equality above.

*Proof.* The criterion for the existence of the quadrilateral is given by [8, Lemma 18]. In particular, (2.5) is [8, equation (3.8)] and (5.8) is [8, equations (3.9), (3.10)]. For this lemma, we only need to explain that the second equality in (5.8) is a consequence of (2.5).

By  $\alpha, \beta \in (0, 2\pi)$ , we know  $\sin \frac{1}{2}\alpha, \sin \frac{1}{2}\beta \neq 0$ . If (2.5) is true, then dividing both sides by  $\sin \frac{1}{2}\alpha \sin \frac{1}{2}\beta$ ,

$$\sin \delta \cot \frac{1}{2}\beta + \cos \gamma = \sin \gamma \cot \frac{1}{2}\alpha + \cos \delta.$$

Squaring both sides, it implies

$$\frac{1}{2} \csc^2 \frac{1}{2}\beta \sin \delta (\sin \delta + \sin \beta \cos \gamma) = \frac{1}{2} \csc^2 \frac{1}{2}\alpha \sin \gamma (\sin \gamma + \sin \alpha \cos \delta).$$

This gives (5.8).  $\square$

To justify the existence of an almost equilateral quadrilateral with given  $\alpha, \beta, \gamma, \delta$ , we need to first verify the angle values satisfy (2.5). Then we need one of the expressions for  $\cos a$  in (5.8) to have absolute value  $< 1$ . This determines  $a \in (0, \pi)$ .

Lastly, it remains to show that the quadrilateral is simple. One sufficient condition is given by Lemma 5.3. To apply this lemma, we need  $0 < b < \pi$ . The following two lemmas provide sufficient conditions for  $b < \pi$ .

**Lemma 5.3** ([8, Lemma 20]). *A spherical quadrilateral having all the edges and at least three angles  $< \pi$  is simple.*

**Lemma 5.4.** *In the almost equilateral quadrilateral with  $0 < a, \alpha, \beta, \gamma, \delta < \pi$  and  $0 < b < 2\pi$ , if  $\beta > \delta$  or  $\alpha > \gamma$ , then  $b < \pi$ .*

*Proof.* By (5.8) and  $0 < \alpha, \beta, \gamma, \delta < \pi$  and  $\beta > \delta$ , we have

$$(1 - \cos \alpha) \sin \beta \cos a - \sin \alpha \cos \beta = \frac{1}{\sin \delta} (\sin \beta \sin \gamma + \sin \alpha \sin(\beta - \delta)) > 0.$$

By  $0 < a, \gamma < \pi$ , we also have  $\sin \gamma, \sin a > 0$ . Then by (5.4), we get  $\sin b > 0$ .

The proof for the case of  $\alpha > \gamma$  is analogous.  $\square$

**Lemma 5.5.** *In a spherical almost equilateral quadrilateral with  $0 < \gamma, \delta < \pi$ ,  $0 < a < \pi$  and  $0 < b < 2\pi$ ,*

1.  $\cos(\beta - \delta) + \cos \gamma > 0$  *if and only if*  $b < \pi$ ;
2. *if*  $\beta \leq \pi$  *and one of*  $\beta + \pi > \gamma + \delta$  *and*  $\delta + \pi > \beta + \gamma$  *holds, then*  $b < \pi$ .

*The same is true by swapping*  $\alpha \leftrightarrow \beta$  *and*  $\gamma \leftrightarrow \delta$ .

*Proof.* Multiplying  $\sin \gamma$  on both sides of (5.4) and applying  $\sin \theta = \cot \frac{1}{2}\theta(1 - \cos \theta)$ , we have

$$\begin{aligned} \sin^2 \gamma \sin b &= \sin \gamma((1 - \cos \alpha) \cos a \sin \beta - \sin \alpha \cos \beta) \sin a \\ &= (1 - \cos \alpha)(\sin \beta \sin \gamma \cos a - \cos \beta \cot \frac{1}{2}\alpha \sin \gamma) \sin a. \end{aligned}$$

By (2.5), we get  $\cos \gamma - \cot \frac{1}{2}\alpha \sin \gamma = \cos \delta - \cot \frac{1}{2}\beta \sin \delta$ . Then combined with  $\sin \theta = \cot \frac{1}{2}\theta(1 - \cos \theta)$  and  $\sin \theta \cot \frac{1}{2}\theta = (1 + \cos \theta)$  and (5.8), we have

$$\begin{aligned} &\sin \beta \sin \gamma \cos a - \cos \beta \sin \gamma \cot \frac{1}{2}\alpha \\ &= (1 - \cos \beta) \cot \frac{1}{2}\beta \sin \gamma \cos a - \cos \beta \sin \gamma \cot \frac{1}{2}\alpha \\ &= (\sin \beta \cos \gamma + \sin \delta) \cot \frac{1}{2}\beta - \cos \beta \sin \gamma \cot \frac{1}{2}\alpha \\ &= \cos \gamma + \sin \delta \cot \frac{1}{2}\beta + \cos \beta(\cos \gamma - \sin \gamma \cot \frac{1}{2}\alpha) \\ &= \cos \gamma + \sin \beta \sin \delta + \cos \beta \cos \delta \\ &= \cos(\beta - \delta) + \cos \gamma. \end{aligned}$$

If  $\beta \in (0, \pi]$  and  $\gamma, \delta \in (0, \pi)$ , then  $\pi + \beta > \gamma + \delta$  implies  $\cos(\beta - \delta) + \cos \gamma > 0$ . By  $\sin \gamma \neq 0$ , the formulae above imply  $\sin b > 0$ . This means  $b < \pi$ . The argument for the case of  $\pi + \delta > \beta + \gamma$  is analogous.  $\square$

For some discussion, it is convenient to know the range of  $a$ . The following lemma gives a necessary condition on  $a$  when the  $a^2bc$  quadrilateral is convex.

**Lemma 5.6.** *In an  $a^2bc$  quadrilateral  $\square XYZW$ , if the angle  $\rho$  is bigger than the area of the quadrilateral and the quadrilateral contains the isosceles triangle  $\triangle XYZ$  in Figure 25, then  $a < \frac{1}{2}\pi$ .*

*Proof.* A lune on the unit sphere with interior anti-podal angles  $\rho$  in the picture of Figure 25 has area  $2\rho$ . So an isosceles triangle given by a half of the lune (with two side edges of length  $\frac{1}{2}\pi$  and base edge indicated by dashed line) has area  $\rho$ .

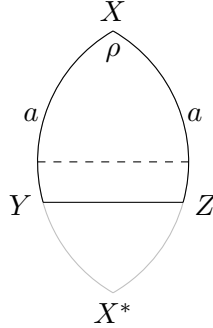


Figure 25:  $a^2bc$  quadrilateral containing isosceles triangle  $\triangle XYZ$

Assume  $a \geq \frac{1}{2}\pi$ . Since the  $a^2bc$  quadrilateral contains  $\triangle XYZ$ , the isosceles triangle given by the upper half of the lune is contained in the  $a^2bc$  quadrilateral. Then the area of the isosceles triangle is  $\rho$ , which is less than the area of the quadrilateral, a contradiction.  $\square$

## 5.2 Tiles $a^2bc$ , $a^3b$ and Vertices $\alpha^3, \beta^2\delta^2, \gamma^4$

The discussion includes  $QP_6, QP'_6$ . The tiling  $QP_6$  is given by the quadrilateral subdivision the cube  $P_6$ .

In general, the tiles of  $QP_6$  are the  $a^2bc$  quadrilateral as in the left column of Figure 26. The edge reduction  $c = a$  gives the tiling  $QP_6$  by congruent almost equilateral quadrilaterals. On the other hand, for a particular combination of angle values,  $QP_6$  has a flip modification  $QP'_6$  depicted in the right column of of Figure 26. As shown in the picture,  $QP'_6$  can also be viewed combinatorially as a “special quadrilateral subdivision” of the triangular prism.

**Proposition 5.7.** *Tilings exist for the following AVCs*

1.  $QP_6, a^2bc, AVC \equiv \{\alpha^3, \beta^2\delta^2, \gamma^4\}$ ,
2.  $QP'_6, a^2bc, AVC \equiv \{\alpha^3, \alpha\beta^2, \alpha^2\delta^2, \beta^2\delta^2, \gamma^4\}$ ,
3.  $QP_6, a^3b, AVC \equiv \{\alpha^3, \beta^2\delta^2, \gamma^4\}$ .

*Their edges and angles are listed in Table 14, 15 respectively. There are three possible edge reductions as illustrated in Figure 27:  $c = a$  if and only if*

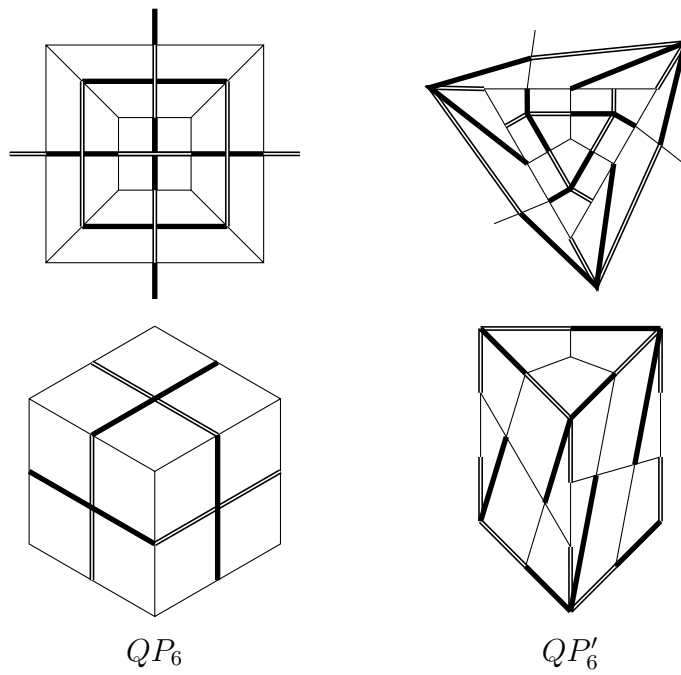


Figure 26: Tilings by congruent  $a^2bc$  quadrilaterals:  $QP_6, QP'_6$

$\delta = \sin^{-1}(\frac{1}{6}(4 + \sqrt{3}))^{\frac{1}{2}}$ ;  $c = b$  if and only if  $\delta = \frac{1}{2}\pi$ ; and  $b = a$  if and only if  $\delta = \pi - \sin^{-1}(\frac{1}{6}(4 + \sqrt{3}))^{\frac{1}{2}}$ .

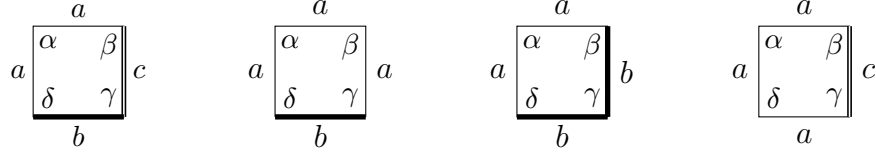


Figure 27: Edge reductions of  $a^2bc$ :  $c = a$ ,  $c = b$ ,  $b = a$

$a^2bc, \text{AVC} \equiv \{\alpha^3, \beta^2\delta^2, \gamma^4\}$			
$f$	24	$\alpha$	$\frac{2}{3}\pi$
$a$	$\sin^{-1} \frac{1}{\sqrt{3}\sin\delta}$	$\beta$	$\pi - \delta$
$b$	$\cos^{-1} \frac{\sqrt{3\sin^2\delta - 1} - \cos\delta}{2\sin\delta}$	$\gamma$	$\frac{1}{2}\pi$
$c$	$\cos^{-1} \frac{\sqrt{3\sin^2\delta - 1} + \cos\delta}{2\sin\delta}$	$\delta$	$\frac{1}{4}\pi < \delta < \frac{3}{4}\pi$

Table 14: Angles and edges for  $QP_6$ , including edge reductions

*Proof.* Suppose the tilings exist and we calculate the angles and edge lengths. The angle sum system of  $\{\alpha^3, \beta^2\delta^2, \gamma^4\}$  implies

$$f = 24, \quad \alpha = \frac{2}{3}\pi, \quad \beta + \delta = \pi, \quad \gamma = \frac{1}{2}\pi.$$

So every angle of the quadrilateral  $\square ABCD$  is  $< \pi$  and the tile is convex. Then  $0 < b, c < \pi$ . The area of  $\square ABCD$  is  $\frac{1}{6}\pi < \alpha$ . Then Lemma 5.6 implies  $0 < a < \frac{1}{2}\pi$  and  $0 < \cos a, \sin a < 1$ . By (5.2), (5.3), (5.4), (5.5), (5.6), we get

$$\begin{aligned} \cos a &= \frac{\sqrt{3\sin^2\delta - 1}}{\sqrt{3}\sin\delta}, & \cos b = \sin c &= \frac{\sqrt{3\sin^2\delta - 1} - \cos\delta}{2\sin\delta}, \\ \sin a &= \frac{1}{\sqrt{3}\sin\delta}, & \sin b = \cos c &= \frac{\sqrt{3\sin^2\delta - 1} + \cos\delta}{2\sin\delta}. \end{aligned}$$

$a^2bc, AVC \equiv \{\alpha^3, \alpha\beta^2, \alpha^2\delta^2, \beta^2\delta^2, \gamma^4\}$			
$f$	24	$\alpha$	$\frac{2}{3}\pi$
$a$	$\cos^{-1} \frac{\sqrt{5}}{3}$	$\beta$	$\frac{2}{3}\pi$
$b$	$\cos^{-1} \frac{\sqrt{5}-1}{2\sqrt{3}}$	$\gamma$	$\frac{1}{2}\pi$
$c$	$\cos^{-1} \frac{\sqrt{5}+1}{2\sqrt{3}}$	$\delta$	$\frac{1}{3}\pi$

Table 15: Angles and edges for  $QP'_6$

These identities determine  $a, b, c$  and imply  $b + c = \frac{1}{2}\pi$ , which means  $0 < b, c < \frac{1}{2}\pi$ .

Conversely, Lemma 5.1 assures the existence of an  $a^2bc$  quadrilateral with the given angles and edges satisfying the corresponding values determined above. Furthermore, as  $a, b, c \in (0, \frac{1}{2}\pi)$  and all angles  $< \pi$ , Lemma 5.3 implies that the quadrilateral is simple. Therefore the range of  $\delta$  is determined by all the sine and cosine values above being positive. This is equivalent to  $\frac{1}{4}\pi < \delta < \frac{3}{4}\pi$ .

We now discuss the three edge reductions,  $c = a$ ,  $b = a$  and  $c = b$ .

For  $c = a$  and  $\delta \in (\frac{1}{4}\pi, \frac{3}{4}\pi)$ , the equalities  $\cos a = \cos c$  and  $\sin a = \sin c$  is equivalent to  $\delta = \sin^{-1}(\frac{1}{6}(4 + \sqrt{3}))^{\frac{1}{2}}$ .

For  $b = a$ , by similar argument,  $\delta = \pi - \sin^{-1}(\frac{1}{6}(4 + \sqrt{3}))^{\frac{1}{2}}$ .

For  $c = b$ , by  $b + c = \frac{1}{2}\pi$ , we get  $b = c = \frac{1}{4}\pi$  and the quadrilateral is a kite such that  $\beta = \delta = \frac{1}{2}\pi$ .

The three reductions correspond to three different values of  $\delta$ . So further reduction  $a = b = c$  is impossible.

For  $AVC \equiv \{\alpha^3, \alpha\beta^2, \alpha^2\delta^2, \beta^2\delta^2, \gamma^4\}$ ,  $\alpha = \beta = \frac{2}{3}\pi$ ,  $\gamma = \frac{1}{2}\pi$ ,  $\delta = \frac{1}{3}\pi$ , we get

$$\cos a = \frac{1}{3}\sqrt{5}, \quad \cos b = \frac{1}{2\sqrt{3}}(\sqrt{5} - 1), \quad \cos c = \frac{1}{2\sqrt{3}}(\sqrt{5} + 1).$$

This completes the proof.  $\square$

We give an alternative justification for the existence of  $QP_6$  by congruent almost equilateral quadrilaterals ( $a^3b$ ) with  $AVC \equiv \{\alpha^3, \beta^2\delta^2, \gamma^4\}$ . As every angle  $< \pi$  and  $\alpha > \gamma$ , Lemma 2.10 implies  $\beta > \delta$ . By  $\beta + \delta = \pi$ , we have

$\beta > \frac{1}{2}\pi > \delta$ . Simplifying (2.5), we get  $(4\sqrt{3}\cos^2\frac{1}{2}\delta - 3\sqrt{3} + 1)\cos\frac{1}{2}\delta = 0$ . By  $0 < \delta < \frac{1}{2}\pi$ , we have  $\cos\delta = \frac{1}{2}(1 - \frac{\sqrt{3}}{3})$ . Then by (5.8),

$$\cos a = \frac{\sin\alpha\cos\delta + \sin\gamma}{(1 - \cos\alpha)\sin\delta} = (\frac{1}{13}(5 + 2\sqrt{3}))^{\frac{1}{2}} \approx 0.8069,$$

which uniquely determines  $0 < a < \pi$ . Then Lemma 5.2 implies that the quadrilateral exists. By (5.3), (5.4), we get

$$\cos b = (\frac{2}{13}(4 - \sqrt{3}))^{\frac{1}{2}} = \sin a, \quad \sin b = (\frac{1}{13}(5 + 2\sqrt{3}))^{\frac{1}{2}} = \cos a.$$

This implies  $a + b = \frac{1}{2}\pi$ . Lemma 5.3 implies that the quadrilateral is simple. So the tile exists and is convex. The angles and edges are listed in Table 2.

### 5.3 Tiles $a^2bc$ , $a^3b$ and Vertex $\alpha\beta^2$

The discussion includes tilings by congruent  $a^2bc$  quadrilaterals with  $AVC = \{\alpha\beta^2, \alpha^2\delta^2, \gamma^4, \alpha\delta^{\frac{f+8}{8}}, \beta^2\delta^{\frac{f-8}{8}}, \delta^{\frac{f}{4}}\}$  and tilings by congruent almost equilateral quadrilaterals with  $AVC = \{\alpha\beta^2, \alpha^2\delta^2, \gamma\delta^3, \alpha\gamma^3\delta, \gamma^6\}$ . From [7, 8], we know that the former constitutes a family of tilings. Figure 28, equivalent to [8,  $E_{\square 5}$  of Figure 5], illustrates this earth map tiling with at least three timezones.

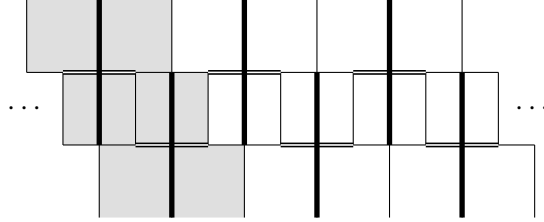


Figure 28: Earth map tiling  $E_{\square 5}$  with  $AVC \equiv \{\alpha\beta^2, \alpha^2\delta^2, \gamma^4, \delta^{\frac{f}{4}}\}$

**Proposition 5.8.** *Tilings for  $a^2bc$ ,  $AVC = \{\alpha\beta^2, \alpha^2\delta^2, \gamma^4, \alpha\delta^{\frac{f+8}{8}}, \beta^2\delta^{\frac{f-8}{8}}, \delta^{\frac{f}{4}}\}$  exist. The edges and angles are listed in Table 16.*

*Proof.* The angle sum system of  $\alpha\beta^2, \alpha^2\delta^2, \gamma^4$  gives

$$\alpha = (1 - \frac{8}{f})\pi, \quad \beta = (\frac{1}{2} + \frac{4}{f})\pi, \quad \gamma = \frac{1}{2}\pi, \quad \delta = \frac{8}{f}\pi.$$

So the tile is convex.

$AVC \equiv \{\alpha\beta^2, \alpha^2\delta^2, \gamma^4, \alpha\delta^{\frac{f+8}{8}}, \beta^2\delta^{\frac{f-8}{8}}, \delta^{\frac{f}{4}}\}$			
$f$	$\geq 16$	$\alpha$	$(1 - \frac{8}{f})\pi$
$a$	$\cos^{-1}(1 - \frac{1}{4}(3 - \sqrt{5}) \sec^2 \frac{4}{f}\pi)$	$\beta$	$(\frac{1}{2} + \frac{4}{f})\pi$
$b$	$\cos^{-1} \frac{\sqrt{5}-1}{4} \sec \frac{4}{f}\pi$	$\gamma$	$\frac{1}{2}\pi$
$c$	$\cos^{-1}((3 - \sqrt{5}) \cos \frac{4}{f}\pi + (\sqrt{5} - 2) \sec \frac{4}{f}\pi)$	$\delta$	$\frac{8}{f}\pi$

Table 16: Angles and edges for earth map tilings  $E_{\square}5$  and their flip modifications

By [8, Proposition 33], the tilings have  $f \geq 16$ . Then  $\alpha > \frac{4}{f}\pi$ . Lemma 5.6 implies  $0 < a < \frac{1}{2}\pi$ . So  $0 < \cos a < 1$ . Substituting the angle formulae into (5.2), we obtain

$$\begin{aligned} \sin \frac{1}{2}\delta & ( - (\cos^2 \delta + 2 \cos \delta + 1) \cos^2 a \\ & + (2 \cos^2 \delta + \cos \delta - 1) \cos a \\ & + (-\cos^2 \delta + \cos \delta + 1) ) = 0. \end{aligned}$$

By  $\cos a > 0$  and  $\sin \frac{1}{2}\delta \neq 0$ , the solution to the above quadratic equation is  $\cos a = \frac{2\cos\delta + \sqrt{5}-1}{2\cos\delta + 2}$ , which uniquely determines  $a \in (0, \frac{1}{2}\pi)$ . Then by (5.3), (5.5) and  $\delta = \frac{8}{f}\pi$ , we get  $\cos a, \cos b$  and  $\cos c$  in terms of  $f$  below,

$$\begin{aligned} \cos a &= 1 - \frac{1}{4}(3 - \sqrt{5}) \sec^2 \frac{4}{f}\pi, \\ \cos b &= \frac{1}{4}(\sqrt{5} - 1) \sec \frac{4}{f}\pi, \\ \cos c &= (3 - \sqrt{5}) \cos \frac{4}{f}\pi + (\sqrt{5} - 2) \sec \frac{4}{f}\pi. \end{aligned}$$

On the other hand, by (5.4), (5.6), we get  $\sin b = \frac{1}{2}(\sqrt{5} + 1) \cos \frac{1}{2}\delta \sin a$  and  $\sin c = \frac{1}{2}(\sqrt{5} - 1) \sin \delta \sin a$  respectively. The ranges of  $\delta$  and  $a$  imply  $\sin b, \sin c > 0$ . Then we have  $0 < b, c < \pi$  and  $\cos b, \cos c$  uniquely determine  $b, c$  respectively. Lemma 5.1 implies that the  $a^2bc$  quadrilateral with given angles exists. As every angle  $< \pi$ , Lemma 5.3 implies that the quadrilateral is simple. So the tile exists.

Now we discuss the edge reductions,  $c = a$  and  $b = a$  and  $b = c$ .

By  $0 < \cos \frac{4}{f}\pi < 1$ , the equalities  $\cos a = \cos b$  and  $\cos a = \cos c$  have no integer solution for  $f \geq 16$ . If  $b = c$ , then the quadrilateral is a kite such that  $\beta = \delta$ , which implies  $f = 8$ . Then  $b \neq c$  for  $f > 8$ . So there is no edge reduction.

This completes the proof.  $\square$

The same approach applies to  $a^3b$ ,  $AVC = \{\alpha\beta^2, \alpha^2\delta^2, \gamma\delta^3, \alpha\gamma^3\delta, \gamma^6\}$ . Nevertheless, a more efficient approach is presented in the next proposition.

**Proposition 5.9.** *The tiling for  $AVC = \{\alpha\beta^2, \alpha^2\delta^2, \gamma\delta^3, \alpha\gamma^3\delta, \gamma^6\}$  exists and it is  $S5$ . The values for edges and angles are listed in Table 2.*

*Proof.* The angle sum system gives

$$f = 36, \quad \alpha = \frac{4}{9}\pi, \quad \beta = \frac{7}{9}\pi, \quad \gamma = \frac{1}{3}\pi, \quad \delta = \frac{5}{9}\pi.$$

By  $a, \alpha, \beta, \gamma, \delta < \pi$  and  $\beta > \delta$ , Lemma 5.4 implies  $b < \pi$ . The angles are (Type II) solution to (2.5). By (5.8) and (5.3),

$$\cos a = \frac{\sin \frac{2}{9}\pi + 2 \cos \frac{1}{18}\pi}{\sqrt{3}(1 + \cos \frac{2}{9}\pi)},$$

$$\cos b = \frac{1}{3}(4 \sin^2 \frac{1}{9}\pi - \sqrt{3} \tan \frac{1}{18}\pi + 2\sqrt{3} \cos \frac{2}{9}\pi \tan \frac{1}{18}\pi + 4 \cos \frac{1}{18}\pi \tan \frac{1}{9}\pi).$$

Lemma 5.2 implies that the quadrilateral exists. As  $b < \pi$ , the equation for  $\cos b > 0$  uniquely determines  $b$ . In fact,  $\cos b$  is the biggest root of  $9x^3 + 9x^2 - 9x - 1 = 0$ . By  $a, b < \pi$  and every angle  $< \pi$ , Lemma 5.3 implies that the quadrilateral is simple.  $\square$

**Proposition 5.10.** *The tiling for  $AVC = \{\alpha\beta^2, \alpha^2\gamma\delta, \gamma^2\delta^2\}$  exists and it is  $S4$ . The edges and angles are listed in Table 2.*

*Proof.* The angle sum system gives

$$f = 16, \quad \alpha = \frac{1}{2}\pi, \quad \beta = \frac{3}{4}\pi, \quad \gamma + \delta = \pi.$$

Then the tile is convex. So Lemma 2.8 implies  $\alpha < \beta$  and  $\gamma < \delta$ . By  $\gamma + \delta = \pi$ , we get  $\delta > \frac{1}{2}\pi > \gamma$  and  $\cos \delta < 0$  and  $\alpha > \gamma$ . Then Lemma 5.4 implies  $b < \pi$ . By (2.5),

$$\tan \delta = -\frac{2 \sin \frac{3}{8}\pi}{\sin \frac{3}{8}\pi - \cos \frac{3}{8}\pi} = -(2 + \sqrt{2}).$$

By (5.8) and (5.3), we get

$$\begin{aligned}\cos a &= \frac{1}{2}\sqrt{2}, \\ \cos b &= \frac{1}{4}(2\sqrt{2} - 1).\end{aligned}$$

Lemma 5.2 implies that the quadrilateral exists. By  $b < \pi$ , the equation for  $\cos b$  uniquely determines  $b$ . By  $a, b < \pi$  and every angle  $< \pi$ , Lemma 5.3 implies that the quadrilateral is simple.  $\square$

## 5.4 Tile $a^3b$ and Vertex $\alpha\gamma^2$ or $\alpha\delta^2$

**Proposition 5.11.** *The tiling for  $AVC \equiv \{\alpha\gamma^2, \beta^2\delta^2, \alpha^{\frac{f}{4}}\}$  exists only for  $f = 16$  and it is S2. The values of angles and edges are given in Table 1.*

*Proof.* The angle sum system gives

$$\alpha = \frac{8}{f}\pi, \quad \beta + \delta = \pi, \quad \gamma = (1 - \frac{4}{f})\pi.$$

By  $\beta + \delta = \pi$ , we get  $\delta < \pi$ . Then by Lemma 2.13, we get  $\alpha \neq \gamma$ . By  $\alpha\gamma^2$ , this implies  $\frac{f}{4} \geq 4$  in  $\alpha^{\frac{f}{4}}$ . So we get  $f \geq 16$  and every angle  $< \pi$ .

By convexity and  $\alpha < \gamma$ , Lemma 2.10 implies  $\beta < \delta$ . Then  $\beta + \delta = \pi$  implies  $\beta < \frac{1}{2}\pi < \delta$ .

Assume  $f \geq 20$ . We get  $\alpha \leq \frac{2}{5}\pi$  and  $\gamma \geq \frac{4}{5}\pi$ . By convexity, Lemma 2.9 implies  $\gamma + \delta < \pi + \beta$ . Combined with  $\beta + \delta = \pi$  and  $\gamma \geq \frac{4}{5}\pi$ , we get  $\frac{4}{5}\pi + \pi - \beta < \pi + \beta$  which gives  $\beta > \frac{2}{5}\pi \geq \alpha$  and  $\delta < \frac{3}{5}\pi$ . By  $\alpha < \beta$ , Lemma 2.8 implies  $\gamma < \delta$ , which means  $\frac{4}{5}\pi < \frac{3}{5}\pi$ , a contradiction. Hence  $f = 16$  and

$$\alpha = \frac{1}{2}\pi, \quad \beta + \delta = \pi, \quad \gamma = \frac{3}{4}\pi.$$

The solution to (2.5) for  $\frac{1}{2}\pi < \delta < \pi$  is

$$\cos \delta = \frac{1}{2}(1 - \sqrt{2}), \quad \sin \delta = \frac{1}{2}(1 + 2\sqrt{2})^{\frac{1}{2}}.$$

By (5.8) and (5.3),

$$\begin{aligned}\cos a &= (\frac{1}{7}(2\sqrt{2} - 1))^{\frac{1}{2}}, \\ \cos b &= (\frac{1}{7}(22\sqrt{2} - 25))^{\frac{1}{2}}.\end{aligned}$$

Lemma 5.2 implies that the quadrilateral exists. We also have  $\cos(\beta - \delta) + \cos \gamma > 0$ . Then Lemma 5.5 implies  $b < \pi$  and hence  $\cos b$  uniquely determines  $b$ . By  $a, b < \pi$  and every angle  $< \pi$ , Lemma 5.3 implies that the quadrilateral is simple.  $\square$

**Proposition 5.12.** *The tilings for  $AVC \equiv \{\alpha\gamma^2, \alpha\beta\delta^2, \beta^{\frac{f}{4}}\}$  exist only for  $f = 16$  and they are  $S3, S'3$ . The values of angles and edges are given in Table 1.*

*Proof.* The degree  $\geq 3$  vertex  $\beta^{\frac{f}{4}}$  implies  $f \equiv 0 \pmod{4}$  and  $f \geq 12$ . By  $\alpha\gamma^2$ , we have  $\gamma < \pi$ . The angle sum system gives

$$\alpha = 2\pi - 2\gamma, \quad \beta = \frac{8}{f}\pi, \quad \gamma = \delta + \frac{4}{f}\pi.$$

By  $\gamma = \delta + \frac{4}{f}\pi$ , we get  $\gamma > \delta$ . Then Lemma 2.8 implies  $\alpha > \beta$ . The angles for  $f = 16$  are Type I solution to (2.5).

We first consider  $f \neq 16$ . By (2.5) and  $0 < \gamma < \pi$ , we have  $\sin \gamma > 0$  and

$$\tan \gamma = \frac{2(\cos \frac{1}{2}\beta - 1) \sin \frac{1}{2}\beta}{\cos \beta}. \quad (5.9)$$

For  $f > 16$ , we get  $\beta < \frac{1}{2}\pi$ . Then (5.9) implies  $\tan \gamma < 0$ . This means  $\frac{1}{2}\pi < \gamma < \pi$ . By  $\gamma > \frac{1}{2}\pi$  and  $\alpha\gamma^2$ , we get  $\alpha < \pi$ . Hence the tile is convex. Then Lemma 2.9 implies  $\beta + \pi > \gamma + \delta$ . This implies  $\gamma < (\frac{1}{2} + \frac{6}{f})\pi$ .

Assume  $f \geq 36$ . Then  $\gamma < (\frac{1}{2} + \frac{6}{f})\pi \leq \frac{2}{3}\pi$  and  $\alpha\gamma^2$  imply  $\alpha > \frac{2}{3}\pi > \gamma$ . By  $\pi > \gamma > \delta$ , Lemma 2.10 implies  $\beta > \delta$  which means  $\gamma < \frac{12}{f}\pi$ , which implies  $f < 24$ , a contradiction.

If  $20 \leq f \leq 32$ , we have  $0 < \beta \leq \frac{2}{5}\pi$ . By  $\alpha\gamma^2$ , we have  $\tan \gamma = -\tan \frac{1}{2}\alpha$ . Then by (5.9), we get  $\tan \frac{1}{2}\alpha \leq \tan \frac{1}{2}\beta$  for  $0 < \beta \leq \frac{2}{5}\pi$  which implies  $\alpha \leq \beta$ , contradicting  $\alpha > \beta$ .

If  $f = 12$ , then  $\beta = \frac{2}{3}\pi$  and  $\delta = \gamma - \frac{1}{3}\pi$ . Then (5.9) gives  $\gamma = \frac{1}{3}\pi$ . This implies  $\delta = 0$ , a contradiction.

We conclude  $f = 16$  and  $\beta^4$  is a vertex. The angle sum system gives

$$\alpha = \pi, \quad \beta = \frac{1}{2}\pi, \quad \gamma = \frac{1}{2}\pi, \quad \delta = \frac{1}{4}\pi.$$

As  $\alpha = \pi$ , the quadrilateral is in fact an isosceles triangle  $\triangle BCD$  with the top angle  $\delta = \frac{1}{4}\pi$  at the north pole and base angles  $\beta = \gamma = \frac{1}{2}\pi$  at the equator. Hence

$$a = \frac{1}{4}\pi, \quad b = \frac{1}{2}\pi.$$

This means that  $\triangle BCD$  is half of a face of the regular octahedron. The tilings are effectively non-edge-to-edge tilings by congruent isosceles triangles, which serve as examples to the isosceles triangle with angles  $(\frac{4}{f}\pi, \frac{1}{2}\pi, \frac{1}{2}\pi)$  in [11, Table 1].  $\square$

**Proposition 5.13.** *The tilings for  $AVC \equiv \{\alpha\delta^2, \alpha\beta\gamma^2, \beta^{\frac{f}{4}}\}$  exist only for  $f = 12, 16$  and they are  $S_{12}1, S_{16}1$ . The values of angles and edges are listed in Table 1.*

*Proof.* The degree  $\geq 3$  vertex  $\beta^{\frac{f}{4}}$  implies  $f \equiv 0 \pmod{4}$  and  $f \geq 12$ . By  $\alpha\delta^2, \alpha\beta\gamma^2$ , we have  $\gamma, \delta < \pi$ . The angle sum system gives

$$\alpha = 2\pi - 2\delta, \quad \beta = \frac{8}{f}\pi, \quad \gamma = \delta - \frac{4}{f}\pi.$$

By  $\gamma < \delta$  and Lemma 2.8, we get  $\alpha < \beta$  and  $\delta > (1 - \frac{4}{f})\pi$ . Then we have  $(1 - \frac{4}{f})\pi < \delta < \pi$ . By  $f \geq 12$ , we have every angle  $< \pi$ . By convexity,  $C$  lies outside the isosceles triangle  $\triangle ABD$  in Figure 29. Then we have  $\alpha + 2\beta > \alpha + 2\theta > \pi$ . By  $\alpha < \beta$ , this implies  $\beta > \frac{1}{3}\pi$ . So we get  $f < 24$ . This means  $f = 12, 16, 20$ .

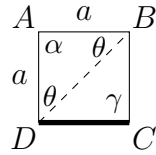


Figure 29: Convex Almost Equilateral Quadrilateral and  $\triangle ABD$

By (2.5), we get

$$\sin \delta \sin(\delta - \frac{4}{f}\pi) = -\sin \frac{4}{f}\pi \sin(2\delta - \frac{4}{f}\pi). \quad (5.10)$$

Meanwhile, we have  $\pi + \beta - \gamma - \delta = (1 + \frac{12}{f})\pi - 2\delta$ .

For  $f = 20$  and  $(1 - \frac{4}{f})\pi < \delta < \pi$ , there is no solution to (5.10).

For  $f = 12, 16$  and  $(1 - \frac{4}{f})\pi < \delta < \pi$ , the solution to (5.10) are

$$\begin{aligned} f = 12, & \quad \cos \delta = -\frac{1}{4}\sqrt{10}, & \delta \approx 0.7902\pi; \\ f = 16, & \quad \tan \delta = 2 - \sqrt{5} - (7 - 3\sqrt{5})^{\frac{1}{2}}, & \delta \approx 0.7898\pi. \end{aligned}$$

By (5.8) and (5.3),

$$\begin{aligned} f = 12, & \quad \cos a = \frac{2}{3}\sqrt{5} - 1, \\ & \quad \cos b = 3\sqrt{5} - 6; \\ f = 16, & \quad \cos a = \frac{1}{2}(-3 - \sqrt{2} + \sqrt{5} + \sqrt{10}), \\ & \quad \cos b = -9 - 6\sqrt{2} + 4\sqrt{5} + 3\sqrt{10}. \end{aligned}$$

In both cases, Lemma 5.2 implies that the quadrilateral exists.

Meanwhile, for  $f = 12, 16$ , we have  $\pi + \beta - \gamma - \delta = (1 + \frac{12}{f})\pi - 2\delta > 0$ . Lemma 5.5 implies  $b < \pi$ . So  $\cos b$  uniquely determines  $b$  and Lemma 5.3 implies that the quadrilateral is simple.  $\square$

**Proposition 5.14.** *The tiling for  $AVC \equiv \{\alpha\delta^2, \alpha\beta^3, \gamma^3\delta, \alpha^2\beta\gamma^2\}$  exists and it is  $S6$ . The values of edges and angles are listed in Table 2.*

*Proof.* The angle sum system gives

$$f = 36, \quad \alpha = \frac{1}{3}\pi, \quad \beta = \frac{5}{9}\pi, \quad \gamma = \frac{7}{18}\pi, \quad \delta = \frac{5}{6}\pi.$$

The angles are (Type II) solutions to (2.5). By (5.8) and (5.3),

$$\begin{aligned} \cos a &= 4 \cos \frac{1}{9}\pi - 3, \\ \cos b &= 6 \cos \frac{1}{9}\pi + 2\sqrt{3} \sin \frac{1}{9}\pi - 3\sqrt{3} \tan \frac{1}{9}\pi - 4. \end{aligned}$$

Then Lemma 5.2 implies that the quadrilateral exists. Since every angle  $< \pi$  and  $\pi + \beta > \gamma + \delta$ , Lemma 5.5 implies  $b < \pi$ . So  $\cos b$  uniquely determines  $b$ . In fact,  $\cos b$  is the biggest root to  $x^3 + 39x^2 + 39x - 71 = 0$ . Lemma 5.3 implies that the quadrilateral is simple.  $\square$

## 5.5 Tiles $a^2bc$ , $a^3b$ and Vertex $\alpha\gamma\delta$

It remains to discuss the tilings with  $\alpha\gamma\delta$  as a vertex, i.e., the earth map tilings  $E$  and their flip modifications  $E'$ ,  $E''$  and rearrangement  $E'''$ . We also include the discussion of the earth map tilings by congruent  $a^2bc$  and show the relation between these two types of earth map tilings via edge reduction.

As seen in [7, 8], there is a family of earth map tilings by the  $a^2bc$  quadrilateral in Figure 1 and  $AVC \equiv \{\beta\gamma\delta, \alpha^{\frac{f}{2}}\}$ . If  $c = a$ , then we obtain  $E$  in the first picture of Figure 3.

The existence of  $a^2bc$  quadrilateral in Figure 1 with area  $\alpha = \frac{4}{f}\pi$  and distinct edges  $a, b, c$  is guaranteed by the next proposition. Note that by the quadrilateral angle sum,  $\alpha = \frac{4}{f}\pi$  is equivalent to  $\beta + \gamma + \delta = 2\pi$ . Similarly,  $\beta = \frac{4}{f}\pi$  is equivalent to  $\alpha + \gamma + \delta = 2\pi$  in  $a^3b$ .

The following proposition is a result from the proof of [8, Proposition 29].

**Proposition 5.15.** *If  $\alpha = \frac{4}{f}\pi$ , for  $f \geq 6$ , there exists  $a \in (0, \pi)$  and one-parameter family of simple  $a^2bc$  quadrilaterals with distinct edges  $a, b, c$  and area  $\alpha$ . Hence tilings exist for  $a^2bc$ ,  $AVC \equiv \{\beta\gamma\delta, \alpha^{\frac{f}{2}}\}$  for each  $f \geq 6$ .*

The quadrilateral in the proposition is exactly a simple  $\square ABCD$ , satisfying  $AB = AD = a$  and  $\angle A = \alpha$  and area  $= \alpha$ . This quadrilateral can have various shapes, illustrated in Figure 30. We remark that the area  $= \alpha$  is equivalent to  $AC = \pi - a$ , which is also equivalent to  $A^*C = a$ . For quadrilateral in the first, third and fourth picture, by Lemma 5.6 the range of  $a$  is  $(0, \frac{1}{2}\pi)$  whereas for the quadrilateral in the second picture the range of  $a$  is  $(\frac{1}{2}\pi, \pi)$ . For the first two pictures,  $\angle C = \pi$  if and only if  $a = \frac{1}{2}\pi$ . We remark that the discussion of the shapes is independent of tilings and  $\alpha$  can take any value in  $(0, \pi)$ .

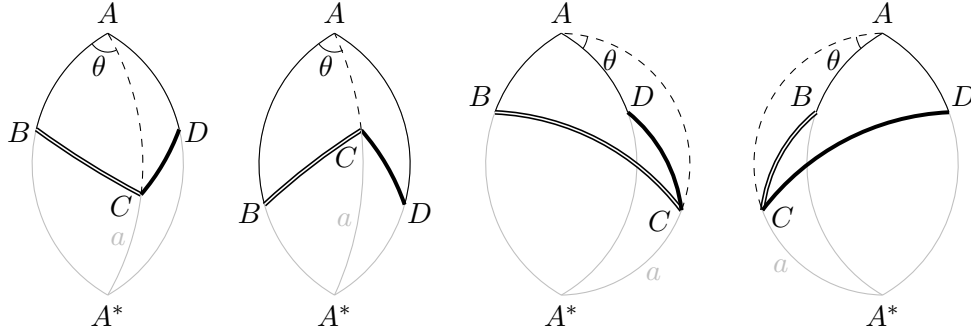


Figure 30: Shapes of the  $a^2bc$  quadrilateral

For the quadrilaterals in the first two pictures of Figure 30, edge reduction  $b = c$  happens when  $\theta = \frac{1}{2}\alpha$ , and  $c = a$  when  $\cos \theta = \frac{\cos a}{1 - \cos a}$  and  $b = a$  when  $\cos(\alpha - \theta) = \frac{\cos a}{1 - \cos a}$ . For the third tile,  $b = c$  when  $\theta = \pi - \frac{1}{2}\alpha$ , and  $c = a$  when  $\cos(\alpha + \theta) = \frac{\cos a}{1 - \cos a}$  and  $b = a$  when  $\cos \theta = \frac{\cos a}{1 - \cos a}$ . Discussion for the fourth picture is analogous.

**Proposition 5.16.** *If  $\beta = \frac{4}{f}\pi$ , for  $f \geq 6$ , there exists  $a \in (0, \pi)$  and a simple almost equilateral quadrilateral with the distinct edges  $a, b$  and area  $\beta$ . Moreover, tilings exist for the following from Tables 11, 13,*

1.  $E, AVC \equiv \{\alpha\gamma\delta, \beta^{\frac{f}{2}}\},$
2.  $E', AVC \equiv \{\alpha\gamma\delta, \alpha^m\beta^{n_1}, \beta^n\gamma\delta\}, \{\alpha\gamma\delta, \alpha^m, \beta^n\gamma\delta\},$
3.  $E'', AVC \equiv \{\alpha\gamma\delta, \alpha\beta^{n_1}, \gamma^k\delta^k\}, \{\alpha\gamma\delta, \alpha\beta^{n_1}, \beta^{n_2}\gamma^k\delta^k\},$
4.  $E''', AVC \equiv \{\alpha\gamma\delta, \gamma^3\delta, \alpha\beta^{\frac{f+2}{6}}, \alpha\beta^{\frac{f-4}{6}}\delta^2\}.$

Their corresponding edge and angle values are summarised in Table 3, 4.

Tilings with  $AVC \equiv \{\alpha\gamma\delta, \beta^{\frac{f}{2}}\}$  in the proposition can be obtained by edge reduction  $c = a$  of the tilings with  $AVC \equiv \{\beta\gamma\delta, \alpha^{\frac{f}{2}}\}$  in Proposition 5.15 via the relabelling  $\alpha \leftrightarrow \beta$  and  $\gamma \leftrightarrow \delta$  and  $(A, B, C, D) \rightarrow (B, A, D, C)$ . We remark  $a \in (0, \pi)$  for  $f = 6$  and  $a \in [\frac{1}{3}\pi, \frac{1}{2}\pi)$  for  $f \geq 8$ . In each case, choosing  $a$  is equivalent to choosing  $\alpha$ , depending on the shape.

*Proof.* If  $f = 6$ , then the existence of the tile in Proposition 2.19 is induced by projection of the cube onto the sphere. For  $f \geq 8$ , recall that  $\delta < \pi$  (Lemma 2.18). Then after relabelling as mentioned before, we can see that the second picture in Figure 30 cannot happen and there are three shapes of quadrilateral  $\square ABCD$  in Figure 31. This means the tiles exist and  $0 < a < \frac{1}{2}\pi$ .

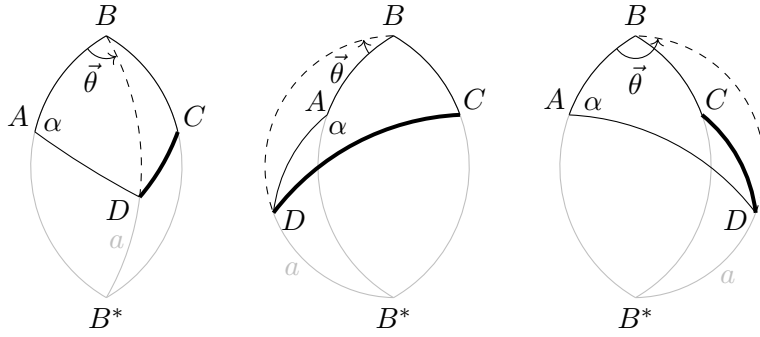


Figure 31: Shapes of the  $a^3b$  quadrilateral

Let  $\vec{\theta}$  denote oriented  $\angle ABD$  (which is positive if measured counter-clockwise from  $AB$ ) in all three shapes and  $\theta$  denote the angle size of  $\vec{\theta}$ . This means  $\vec{\theta} \geq 0$  in the first and the third picture of Figure 31 and  $\vec{\theta} \leq 0$  in the second. The value of  $\vec{\theta}$  and  $B^*D = a$  determine the location of  $D$ .

The isosceles triangle  $\triangle ABD$  in all three pictures is half of the lune defined by  $A, B, D, B^*, \vec{\theta}$  which has area  $2\theta$ . Then the area of  $\triangle ABD$  is  $\theta$ . By triangle angle sum of  $\triangle ABD$ , the first and third picture implies  $\alpha + 2\theta - \pi = \theta$  and the second picture implies  $(2\pi - \alpha) + 2\theta - \pi = \theta$ . Combining both, we get

$$\alpha = \pi - \vec{\theta}. \quad (5.11)$$

In each shape,  $\triangle ABC$  is a standard triangle contained in  $\square ABCD$ . By  $AB = a$  and  $BD = \pi - a$ , spherical cosine law on  $\triangle ABD$  implies  $\cos \vec{\theta} =$

$\frac{\cos a}{1-\cos a}$ . By  $a \in (0, \frac{1}{2}\pi)$ , we have  $\cos \vec{\theta} > 0$ , which implies  $\vec{\theta} \in (-\frac{1}{2}\pi, \frac{1}{2}\pi)$ . Moreover, by (5.11), we get  $\alpha \in (\frac{1}{2}\pi, \frac{3}{2}\pi)$  and

$$\cos a = \frac{\cos \vec{\theta}}{1+\cos \vec{\theta}} = \frac{\cos \alpha}{\cos \alpha - 1}. \quad (5.12)$$

Then the first equality above implies  $\cos a \leq \frac{1}{2}$ . So  $a \geq \frac{1}{3}\pi$  and hence  $a \in [\frac{1}{3}\pi, \frac{1}{2}\pi)$ .

In the first shape,  $\angle CBD$  of  $\triangle BCD$  is given by  $\beta - \theta = \beta - \vec{\theta} = \alpha + \beta - \pi$ . In the second shape,  $\angle CBD = \beta + \theta = \beta - \vec{\theta} = \alpha + \beta - \pi$ . In the third shape,  $\angle CBD = \theta - \beta = -(\beta - \vec{\theta}) = -(\alpha + \beta - \pi)$ . Spherical cosine law on  $\triangle BCD$  gives  $\cos b = \cos BD \cos AB + \sin BD \cos AB \cos \angle CBD$ . Then by  $AB = a$  and  $BD = \pi - a$  and (5.11) and (5.12), we have

$$\cos b = \frac{(2 \cos \alpha - 1) \cos(\alpha + \beta) - \cos^2 \alpha}{(1 - \cos \alpha)^2}. \quad (5.13)$$

For  $\alpha \in (\frac{1}{2}\pi, \frac{3}{2}\pi)$ , the quadrilateral constructed in one of the shapes in Figure 31 is simple. The edges  $a, b$  are determined by (5.12), (5.13) with a choice of  $\alpha$ .

We summarise the relations between the shapes and  $\vec{\theta}, \alpha, \beta$  in Figure 31 below

*Shape 1.*  $0 \leq \vec{\theta} \leq \beta \iff \pi - \beta \leq \alpha \leq \pi$ ;

*Shape 2.*  $\vec{\theta} < 0 \iff \alpha > \pi$ ;

*Shape 3.*  $\vec{\theta} > \beta \iff \gamma > \pi \iff \alpha + \beta < \pi$ .

Then  $\alpha + \beta = \pi$  if and only if  $\gamma = \pi$ .

There are three degenerate situations,  $\alpha = \pi$  ( $\vec{\theta} = 0$ ) and  $\gamma = \pi$  ( $\vec{\theta} = \beta$ ) and  $b = a$  ( $\vec{\theta} = \frac{1}{2}\beta$ ). In the first two situations, the quadrilateral degenerates into triangles. In the last situation, the almost equilateral quadrilateral becomes a rhombus.

By  $\alpha > \frac{1}{2}\pi$ , we have  $m \leq 3$  at  $\alpha^m \dots$  in each AVC, notably  $\alpha^m = \alpha^3$ . By  $\alpha < \frac{3}{2}\pi$ , we have  $\gamma + \delta \geq \frac{1}{2}\pi$ , which implies  $k \leq 3$  in  $\gamma^k \delta^k \dots$ .

$$\mathbf{E}' : \text{AVC} \equiv \{\alpha\gamma\delta, \alpha^m\beta^{n_1}, \beta^n\gamma\delta\}, \{\alpha\gamma\delta, \alpha^3, \beta^n\gamma\delta\}$$

By  $\alpha\gamma\delta$  and  $\beta^n\gamma\delta$ , we have  $\alpha = n\beta$  in both AVCs. We further have  $n_1 = \frac{1}{2} - mn$  where  $m = 1, 2, 3$ .

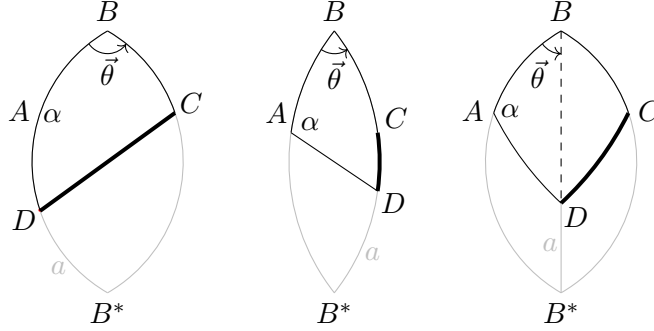


Figure 32: Degenerated  $a^3b$  quadrilaterals: triangles and rhombus

**Case (Convex).** If the quadrilateral is convex, then it is equivalent to  $n\beta = \alpha \in [\pi - \beta, \pi]$ .

If  $m = 3$ , then by  $\alpha + \beta \geq \pi$  and  $\alpha > \beta$ , we know that  $\alpha^3\beta^{n_1}$  is not a vertex and  $\alpha^3$  is a vertex. So  $\pi - \beta \leq n\beta = \alpha = \frac{2}{3}\pi$  implies  $\beta = \frac{1}{3}\pi$  and  $f = 12$  and  $n = 2$ . We get

$$f = 12, \quad AVC \equiv \{\alpha\gamma\delta, \alpha^3, \beta^2\gamma\delta\}.$$

We have  $\alpha + \beta = \pi$  and  $\gamma = \pi$ . The quadrilateral is in fact the triangle  $\triangle ABD$  in the second picture of Figure 32 and the tiling is effectively a non-edge-to-edge tiling by congruent triangles which is an example of non-edge-to-edge tiling by congruent isosceles triangles with angles  $(\frac{2}{3}\pi, \frac{1}{3}\pi, \frac{1}{3}\pi)$  in [11, Table 1]. We illustrate the non-edge-to-edge triangular tiling (or the earth map tiling  $E$ ) given by  $AVC \equiv \{\alpha\gamma\delta, \beta^6\}$  in the first picture of Figure 33 and the non-edge-to-edge triangular tiling (or  $E'$ ) given by  $AVC \equiv \{\alpha\gamma\delta, \alpha^3, \beta^2\gamma\delta\}$  in the second. One may fill the angles by first locating  $\gamma = \pi$ .

If  $m = 1, 2$ , then one of  $\alpha\beta^{n_1}, \alpha^2\beta^{n_1}$  is a vertex. The length of  $[\pi - \beta, \pi]$  is  $\beta$ . Then there are two possibilities of  $n\beta \in [\pi - \beta, \pi]$ .

The first possibility is that both  $\pi - \beta, \pi$  are multiples of  $\beta$ , which means  $(p - 1)\beta = \pi - \beta$  and  $p\beta = \pi$  where  $p \in \mathbb{N}$ . This implies  $f = 4p$  and  $p \geq 2$ . Correspondingly we further get  $n = p - 1, p$ . If  $n = p - 1$ , then

$$\begin{aligned} AVC &\equiv \{\alpha\gamma\delta, \alpha\beta^{p+1}, \beta^{p-1}\gamma\delta\}, & p &= \frac{f}{4}; \\ AVC &\equiv \{\alpha\gamma\delta, \alpha^2\beta^2, \beta^{p-1}\gamma\delta\}, & p &= \frac{f}{4}. \end{aligned}$$

As  $\alpha = (p - 1)\beta$ , we have  $\alpha + \beta = \pi$  and  $\gamma = \pi$ . The quadrilateral is in fact the triangle in the second picture of Figure 32. These families of

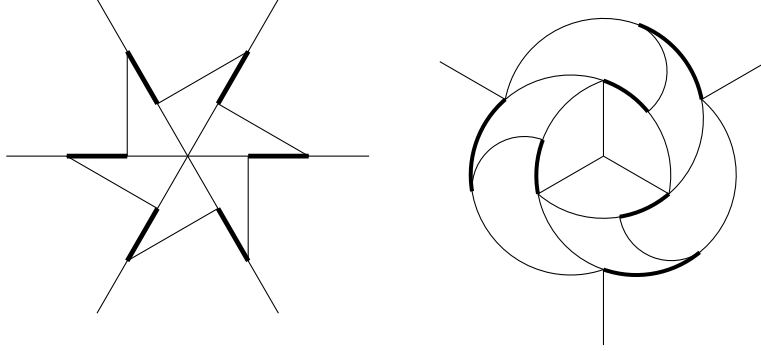


Figure 33: Non-edge-to-edge tilings by congruent isosceles triangles given by  $AVC \equiv \{\alpha\gamma\delta, \beta^6\}$  and  $AVC \equiv \{\alpha\gamma\delta, \alpha^3, \beta^2\gamma\delta\}$  where  $\gamma = \pi$

tilings are another examples of non-edge-to-edge triangular tilings with angles  $((1 - \frac{4}{f})\pi, \frac{4}{f}\pi, \frac{4}{f}\pi)$  in [11, Table 1]. These examples are illustrated in Figures 34, 35 for  $f = 12$ .

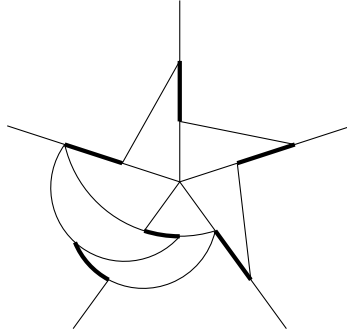


Figure 34: Non-edge-to-edge tiling by congruent isosceles triangles given by  $AVC \equiv \{\alpha\gamma\delta, \alpha\beta^4, \beta^2\gamma\delta\}$  where  $\gamma = \pi$

On the other hand, if  $n = p$ , then

$$AVC \equiv \{\alpha\gamma\delta, \alpha\beta^p, \beta^p\gamma\delta\}, \quad p = \frac{f}{4}.$$

As  $\alpha = p\beta$ , we have  $\alpha = \pi$ . The quadrilateral is in fact the triangle  $\triangle BCD$  in the first picture of Figure 32. This family of tilings are examples of non-edge-to-edge tilings by congruent triangles. An example is illustrated in Figure 36 for  $f = 12$ .

The second possibility is that  $n\beta \neq \pi - \beta, \pi$ . Then even  $f$  implies  $f = 4p + 2$ . By  $(p - \frac{1}{2})\beta = \pi - \beta < \alpha = n\beta < (p + \frac{1}{2})\beta$ , we get  $p - \frac{1}{2} < n < p + \frac{1}{2}$ ,

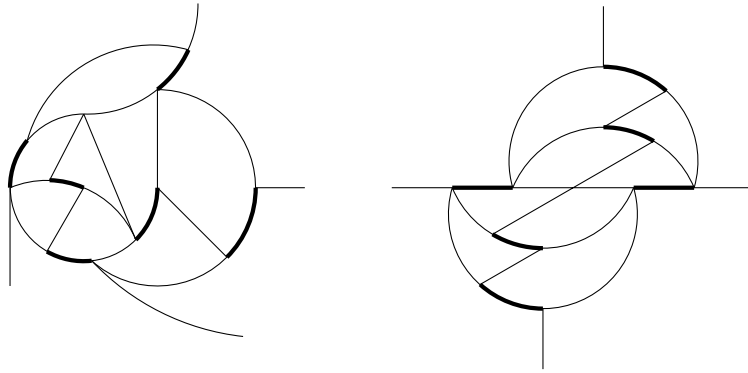


Figure 35: Non-edge-to-edge tilings by congruent isosceles triangles given by  $AVC \equiv \{\alpha\gamma\delta, \alpha^2\beta^2, \beta^2\gamma\delta\}$  where  $\gamma = \pi$

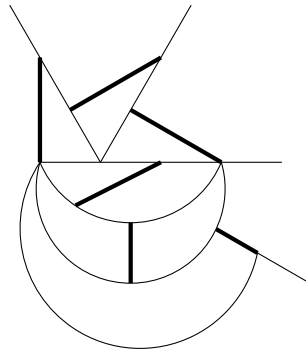


Figure 36: Non-edge-to-edge tiling by congruent triangles given by  $AVC \equiv \{\alpha\gamma\delta, \alpha\beta^3, \beta^3\gamma\delta\}$  where  $\alpha = \pi$

which implies  $n = p$ . So we have  $\alpha = \frac{f-2}{4}\beta = \pi - \frac{1}{2}\beta$ . By  $m = 1, 2$  and  $n_1 = \frac{f}{2} - mn$ , the AVC becomes

$$\begin{aligned} \text{AVC} &\equiv \{\alpha\gamma\delta, \alpha\beta^{p+1}, \beta^p\gamma\delta\}, & p = \frac{f-2}{4}; \\ \text{AVC} &\equiv \{\alpha\gamma\delta, \alpha^2\beta, \beta^p\gamma\delta\}, & p = \frac{f-2}{4}. \end{aligned}$$

By (5.11), we get  $\vec{\theta} = \frac{1}{2}\beta$ . The quadrilateral is in fact the rhombus in the third picture of Figure 32. These families of tilings given are the ones given by [8, AVC (4.1)].

**Case** ( $\alpha > \pi$ ). If  $\alpha > \pi$ , then  $\alpha^m$  is not a vertex and  $\alpha^m\beta^n = \alpha\beta^n$ . Then by  $n\beta = \alpha < \frac{3}{2}\pi$ , we have  $n\beta \in (\pi, \frac{3}{2}\pi)$ , which implies  $n \in (\frac{f}{4}, \frac{3f}{8})$ . By  $m = 1$  and  $n_1 = \frac{f}{2} - mn$ , we get

$$\text{AVC} \equiv \{\alpha\gamma\delta, \alpha\beta^{\frac{f}{2}-n}, \beta^n\gamma\delta\}, \quad n \in (\frac{f}{4}, \frac{3f}{8}).$$

**Case** ( $\gamma > \pi$ ). If  $\gamma > \pi$ , then  $\alpha + \beta < \pi$ .

If  $\alpha^3$  is a vertex, then  $\alpha = \frac{2}{3}\pi$  and  $\gamma + \delta = \frac{4}{3}\pi$ . By  $\alpha + \beta < \pi$  and  $\beta^n\gamma\delta$  and  $\beta = \frac{4}{f}\pi$ , we then get  $n = \frac{f}{6}$  and  $f > 12$ . We have

$$\text{AVC} \equiv \{\alpha\gamma\delta, \alpha^3, \beta^{\frac{f}{6}}\gamma\delta\}.$$

If  $\alpha^m\beta^{n_1}$  is a vertex, then by  $\frac{1}{2}\pi < \alpha = n\beta$  and  $\alpha + \beta < \pi$  and  $0 < n_1 = \frac{f}{2} - mn$  and  $m = 1, 2, 3$ , we get

$$\begin{aligned} \text{AVC} &\equiv \{\alpha\gamma\delta, \alpha\beta^{\frac{f}{2}-n}, \beta^n\gamma\delta\}, & n \in (\frac{f}{8}, \frac{f}{4} - 1); \\ \text{AVC} &\equiv \{\alpha\gamma\delta, \alpha^2\beta^{\frac{f}{2}-2n}, \beta^n\gamma\delta\}, & n \in (\frac{f}{8}, \frac{f}{4} - 1); \\ \text{AVC} &\equiv \{\alpha\gamma\delta, \alpha^3\beta^{\frac{f}{2}-3n}, \beta^n\gamma\delta\}, & n \in (\frac{f}{8}, \frac{f}{6} - \frac{1}{3}]. \end{aligned}$$

$$\mathbf{E''} : \text{AVC} \equiv \{\alpha\gamma\delta, \alpha\beta^n, \gamma^k\delta^k\}, \{\alpha\gamma\delta, \alpha\beta^n, \beta^{n_1}\gamma^k\delta^k\}$$

Since  $\beta^{n_1}\gamma\delta$  has been previously discussed, we may assume  $k \geq 2$ . This implies  $\gamma + \delta \leq \pi$ . Recall  $k \leq 3$ . Then we have  $k = 2, 3$ .

By  $\alpha\gamma\delta, \alpha\beta^n$ , the vertex angle sums imply  $n\beta = \gamma + \delta$ . In the AVCs, we have  $kn \leq \frac{f}{2}$ . If  $\gamma^k\delta^k$  is a vertex, then  $kn = \frac{f}{2}$  and if  $\beta^{n_1}\gamma^k\delta^k$  is a vertex, then  $kn < \frac{f}{2}$  and  $n_1 = \frac{f}{2} - kn$ .

**Case (Convex).** Convexity means  $\alpha \in [\pi - \beta, \pi]$ . By  $n\beta = \gamma + \delta$  and  $\alpha\gamma\delta$ , it is equivalent to  $n\beta = \gamma + \delta \in [\pi, \pi + \beta]$ . Combined with  $\gamma + \delta \leq \pi$ , we get  $\gamma + \delta = \pi$  and hence  $k = 2$  and  $n = \frac{f}{4}$  and  $\alpha = \pi$ . Hence

$$\text{AVC} \equiv \{\alpha\gamma\delta, \alpha\beta^{\frac{f}{4}}, \gamma^2\delta^2\}.$$

As  $\alpha = \pi$ , the quadrilateral is in fact the triangle  $\triangle BCD$  and the tiling is non-edge-to-edge tiling by congruent triangles. An example is illustrated in Figure 37 for  $f = 12$ .

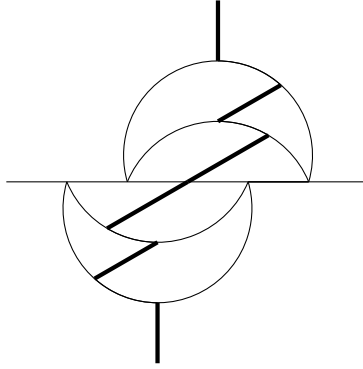


Figure 37: Non-edge-to-edge tiling by congruent triangles given by  $\text{AVC} \equiv \{\alpha\gamma\delta, \alpha\beta^3, \gamma^2\delta^2\}$  where  $\alpha = \pi$

**Case ( $\alpha > \pi$ ).** For  $\alpha > \pi$ , we already know  $\alpha \in (\pi, \frac{3}{2}\pi)$ . By  $\alpha\gamma\delta$  and  $n\beta = \gamma + \delta$ , we have  $\alpha \in (\pi, \frac{3}{2}\pi)$  if and only if  $n\beta = \gamma + \delta \in (\frac{1}{2}\pi, \pi)$ . This is equivalent to  $\frac{f}{8} < n < \frac{f}{4}$ . By  $k = 2, 3$  and  $\frac{f}{2} \geq kn$ , we further have  $n \leq \frac{f}{4}, \frac{f}{6}$  respectively. Combined with  $n \in (\frac{f}{8}, \frac{f}{4})$ , we get

$$\text{AVC} \equiv \{\alpha\gamma\delta, \alpha\beta^n, \beta^{\frac{f}{2}-2n}\gamma^2\delta^2\}, \quad n \in (\frac{f}{8}, \frac{f}{4});$$

$$\text{AVC} \equiv \{\alpha\gamma\delta, \alpha\beta^n, \beta^{\frac{f}{2}-3n}\gamma^3\delta^3\}, \quad n \in (\frac{f}{8}, \frac{f}{6}),$$

$$\text{AVC} \equiv \{\alpha\gamma\delta, \alpha\beta^{\frac{f}{6}}, \gamma^3\delta^3\}.$$

$$\mathbf{E}''' : \text{AVC} \equiv \{\alpha\gamma\delta, \gamma^3\delta, \alpha\beta^{\frac{f+2}{6}}, \alpha\beta^{\frac{f-4}{6}}\delta^2\}$$

From Proposition 3.4, we already know  $f \geq 8$  and

$$\alpha = (\frac{4}{3} - \frac{4}{3f})\pi, \quad \beta = \frac{4}{f}\pi, \quad \gamma = (\frac{2}{3} - \frac{2}{3f})\pi, \quad \delta = \frac{2}{f}\pi.$$

For each fixed  $f \geq 8$ , choosing this  $\alpha$  guarantees a tile with required  $\gamma, \delta$ . The existence can also be shown by Lemma 5.2 and Lemma 5.5.

This completes the proof. □

We hereby conclude our study with the following two theorems.

**Theorem 2.** *Tilings of the sphere by congruent almost equilateral quadrilaterals, where every angle is rational, are earth map tilings  $E$  and their flip modifications,  $E', E''$ , and rearrangement  $E'''$ , and isolated earth map tilings,  $S3, S'3, S5$ , and special tiling  $S6$ .*

**Theorem 3.** *Tilings of the sphere by congruent almost equilateral quadrilaterals with some non-rational angles are earth map tilings  $E$  and their flip modifications,  $E', E''$ , and isolated earth map tilings,  $S1, S2$ , and special tilings  $QP_6, S4$ .*

## References

- [1] Y. Akama. Classification of spherical tilings by congruent quadrangles over pseudo-double wheels (II) - the isohedral case. *Hiroshima Math. J.*: 49.1 (2019), 1-34.
- [2] Y. Akama, Y. Sakano. Anisohedral spherical triangles and classification of spherical tilings by congruent kites, darts and rhombi. *Hiroshima Math. J.*: 45.3 (2015): 309-339.
- [3] Y. Akama, N. van Cleemput. Spherical tilings by congruent quadrangles: Forbidden cases and substructures. *Ars Mathematica Contemporanea*: 8.2 (2015): 297-318.
- [4] Y. Akama, E. X. Wang, M. Yan. Tilings of the sphere by congruent pentagons III: edge combination  $a^5$ . *Adv. in Math.*, <https://doi.org/10.1016/j.aim.2021.107881>, arXiv:1805.07217, 2021.
- [5] Y. Akama, M. Yan. On deformed dodecahedron tiling. *preprint*, arXiv: 1403.6907, 2014.
- [6] H. M. Cheung. Laws for n-gons and its applications. *preprint*, 2021.

- [7] H. M. Cheung, H. P. Luk. Tilings of the sphere by congruent quadrilaterals with exactly two equal edges. *preprint*, arXiv: 2108.06574v2, 2021.
- [8] H. M. Cheung, H. P. Luk, M. Yan. Tilings of the sphere by congruent quadrilaterals or triangles. *preprint*, arXiv: 2204.02736, 2022.
- [9] J. H. Conway, A. J. Jones. Trigonometric Diophantine equations (On vanishing sums of roots of unity). *Acta Arithmetica* 30: 229–240, 1976.
- [10] K. Coolsaet. Spherical quadrangles with three equal sides and rational angles. *Ars Mathematica Contemporanea*, 12: 415–424, 2017.
- [11] R. Dawson. Tilings of the sphere with isosceles triangles. *Discrete & computational geometry*, 30: 467–487, 2003.
- [12] H. H. Gao, N. Shi, M. Yan. Spherical tiling by 12 congruent pentagons. *J. Combinatorial Theory Ser. A*, 120(4):744–776, 2013.
- [13] K. S. Kedlaya, A. Kolpakov, B. Poonen, M. Rubinstein. Space vectors forming rational angles *preprint*, arXiv: 2011.14232v1, 2020.
- [14] G. Myerson. Rational products of sines of rational angles. *Aequationes Mathematicae* 45: 70–82, 1993.
- [15] M. Laczkovich. Configurations with rational angles and trigonometric Diophantine equations. *Discrete and Computational Geometry Volume 2*: P571–595, Springer, 2003.
- [16] H. P. Luk, M. Yan. Angle combinations in spherical tilings by congruent pentagons. *preprint*, arXiv:1308.4207, 2014.
- [17] H. P. Luk, M. Yan. Tilings of the sphere by congruent almost equilateral pentagons I: five distinct angles. *preprint*, 2021.
- [18] H. P. Luk, M. Yan. Tilings of the sphere by congruent almost equilateral pentagons II: three angles. *preprint*, 2021.
- [19] D. M. Y. Sommerville. Division of space by congruent triangles and tetrahedra. *Proc. Royal Soc. Edinburgh*, 43:85–116, 1922-3.

- [20] Y. Ueno, Y. Agaoka. Classification of tilings of the 2-dimensional sphere by congruent triangles. *Hiroshima Math. J.*, 32(3):463–540, 2002.
- [21] Y. Ueno, Y. Agaoka. Examples of spherical tilings by congruent quadrangles. *Memoirs of the Faculty of Integrated Arts and Sciences, Hiroshima University. IV, Science reports*, 27: 135–144, 2001-12.
- [22] E. X. Wang, M. Yan. Tilings of sphere by congruent pentagons I: edge combinations  $a^2b^2c$  and  $a^3bc$ . *Adv. in Math.*, <https://doi.org/10.1016/j.aim.2021.107866>, arXiv:1804.03770, 2021.
- [23] E. X. Wang, M. Yan. Tilings of sphere by congruent pentagons II: edge combination  $a^3b^2$ . *Adv. in Math.*, <https://doi.org/10.1016/j.aim.2021.107867>, arXiv:1903.02712, 2021.
- [24] E. X. Wang, M. Yan. Moduli of pentagonal subdivision tiling. submitted to *SIAM J. on Disc. Math.*, arXiv:1907.08776., 2021.
- [25] M. Yan. Combinatorial tilings of the sphere by pentagons. *Elec. J. of Combi.*, 20(1):#P54, 2013.
- [26] M. Yan. Pentagonal subdivision. *Elec. J. of Combi*, 26(4): #P19, 2019.