

Exact analytical relation between the entropies and the dominant eigenvalue of random reduced density matrices

Ruge Lin^{1,2}

¹Quantum Research Centre, Technology Innovation Institute, Abu Dhabi, UAE.

²Departament de Física Quàntica i Astrofísica and Institut de Ciències del Cosmos (ICCUB),
Universitat de Barcelona, Martí i Franquès 1, 08028 Barcelona, Spain.

In this paper, we show how the entropies (including Shannon entropy obtained by tracing across various sizes of subsystems, different degrees of Rényi entropy, as well as the entanglement gap) of the random reduced density matrices are related to their dominant (biggest) eigenvalue. This relationship is derived from a hypothesis that combines the Marchenko–Pastur distribution with the Perron–Frobenius theorem. Analytical results are backed up by computer simulations.

I. INTRODUCTION

The entropy of certain states is of particular importance to physicists dealing with finite-size quantum systems. More broad studies of the entropy's behaviour, such as those conducted on a collection of random reduced density matrices, might be both intriguing and fruitful. These items may be earned in two different ways. Random density matrices may be generated using the first technique, in which the larger random state is partially traced. The volume element associated with a certain distance on the set of all density matrices is used in the second technique. The first technique is the one we will discuss in this post. It is proven that the law of a density matrix (also a reduced density matrix) is the law of a Wishart matrix (defined in the preliminary) conditioned by trace 1 [1]. Therefore, we can use the random matrix theory defined on the Wishart ensemble to analyse a random reduced density matrix.

Instead of applying Tracy–Widom distribution [2], a general and solid theorem for random Hermitian matrices, we separately analyse the isolated dominant value when the coefficients in the reduced density matrix do not centre at 0 using a basic theorem in linear algebra. This method mainly focuses on the expectation of the dominant eigenvalues rather than the distribution, and it is sensitive to the condition that we generate random reduced density matrices (by setting the mean and the variance of the random variables). Also, it has a more straightforward analytical expression that helps us derive the relation between the entropies and the dominant eigenvalue.

II. PRELIMINARY

A. Marchenko–Pastur distribution

We introduce the Marchenko–Pastur distribution [1, 3, 4], which describes the asymptotic behavior of eigenvalues of a Wishart matrix. The theorem is named after mathematicians Vladimir Marchenko and Leonid Pastur, who proved this result in 1967 [5].

Definition 1. Wishart matrix

Let X be a $\alpha \times \beta$ complex matrix whose elements are complex normal $\mathcal{N}_{\mathbb{C}}(0, 1)$ random variables that are independently identically distributed (i.i.d). The $\alpha \times \alpha$ matrix XX^\dagger is referred to as a Wishart randomly generated matrix with parameters α and β . All Wishart matrices form the Wishart ensemble.

Definition 2. Empirical spectral distribution, (ESD)

Given an $\alpha \times \alpha$ symmetric or Hermitian matrix M_α , consider its α real eigenvalues $\lambda_0, \dots, \lambda_{\alpha-1}$. To study their distribution, we form the empirical spectral distribution,

$$\mu_\alpha = \frac{1}{\alpha} \sum_{i=0}^{\alpha-1} \delta_{\lambda_i}, \quad (1)$$

with $\delta_{\lambda_i}(x)$ being the indicator function $\mathbb{1}_{\lambda_i \leq x}$.

Theorem 1. Marchenko–Pastur distribution, (MPD)

If X denotes an $\alpha \times \beta$ random matrix whose entries are i.i.d $\mathcal{N}_{\mathbb{C}}(0, \sigma)$ random variables. Let $Y_\beta = \frac{1}{\beta} XX^\dagger$. It is a Wishart matrix. And let $\lambda_1, \dots, \lambda_\alpha$ be eigenvalues of Y_β . Assume that $\alpha, \beta \rightarrow \infty$ and the ratio $\alpha/\beta \rightarrow \lambda \in (0, +\infty)$.

Then the EPD of Y_β , μ_α converges weakly, in probability, to the distribution with density function μ given by

$$\mu = \begin{cases} (1 - \frac{1}{\lambda}) \mathbb{1}_0 + \nu & \text{if } \lambda > 1 \\ \nu & \text{if } 0 < \lambda \leq 1 \end{cases}, \quad (2)$$

and

$$d\nu(x) = \frac{1}{2\pi\sigma^2} \frac{\sqrt{(\lambda_+ - x)(x - \lambda_-)}}{\lambda x} \mathbb{1}_{x \in [\lambda_-, \lambda_+]} dx, \quad (3)$$

with

$$\lambda_{\pm} = \sigma^2 (1 \pm \sqrt{\lambda})^2. \quad (4)$$

This report contains the proof for the MPD using the moment approach [3]. While the MPD was created and validated using the Wishart ensemble, the output is extensible.

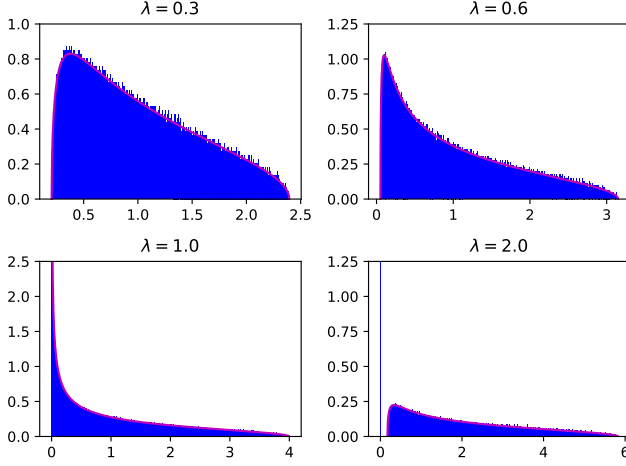


FIG. 1: The Marchenko–Pastur distribution (in purple) vs numerical result (in blue) for different λ and the same $\alpha = 10000$.

Example 1. Let X be an $\alpha \times \beta$ random matrix with variables $\mathcal{N}(0, 1)$, $\lambda = \alpha/\beta$. We take $H = XX^\dagger$ to make it symmetric and $W = H/\beta$ to normalize it.

Then the normalized histogram of the eigenvalues of W is approximated by $\left(x, \frac{1}{2\pi} \frac{\sqrt{(\lambda_+ - x)(x - \lambda_-)}}{\lambda x}\right)$ with $\lambda_{\pm} = (1 \pm \sqrt{\lambda})^2$ as shown in the FIG. 1. The code which generates every figure in this article is on Github [6].

B. Perron–Frobenius theorem

Here we introduce the Perron–Frobenius theorem [7], which is a theorem in matrix theory that describes the properties of the largest eigenvalue of a nonnegative real square matrix.

Theorem 2. *Perron–Frobenius theorem, (PFT)*

Let $X = (x_{i,j})$ be an $\alpha \times \alpha$ positive matrix: $x_{i,j} > 0$ for $1 \leq i, j \leq t$. There is a positive number λ_0 , called the Perron–Frobenius eigenvalue or the dominant eigenvalue, such that λ_0 is an eigenvalue of X and any other eigenvalue λ_i is smaller than λ_0 in absolute value $|\lambda_i| < \lambda_0$.

The Perron–Frobenius eigenvalue satisfies the inequalities

$$\min_i \sum_j x_{i,j} \leq \lambda_0 \leq \max_i \sum_j x_{i,j}. \quad (5)$$

The dominant eigenvalue is bounded between the minimal and the maximal sum of rows.

Primitive matrices, square nonnegative matrices whose power is strictly positive, have this virtue in addition to strictly positive matrices.

C. MPD with mean $\neq 0$

We merge the MPD and the PFT to make a bold assumption.

Hypothesis 1. *MPD with mean $\neq 0$*

If X denotes an $\alpha \times \beta$ random matrix whose entries are i.i.d random variables with mean γ and variance σ^2 , let $Y_\beta = \frac{1}{\beta} XX^\dagger$, and let $\lambda_0, \dots, \lambda_{\alpha-1}$ eigenvalues of Y_β , with $\lambda_0 \geq \dots \geq \lambda_{\alpha-1}$.

Then $\lambda_1, \dots, \lambda_{\alpha-1}$ will follow the MPD, and λ_0 is converging towards the mean of the sum of rows $\alpha\gamma^2$. When the variables are complex, σ is still real and positive, γ is a complex number and we take $|\gamma|^2$ instead of γ^2 . In the following we keep the expression γ^2 for simplicity.

The theorem is based on observation and application. Since it employs the PFT outside of the domain of non-negative matrices, it is not a mathematically proved theorem. The hypothesis is even not valid for $\alpha\gamma^2 < \lambda_+$. However, as can be seen in the FIG. 2, it has numerical reliability for $\alpha\gamma^2 \gg \lambda_+$. In the next sections, we will utilize this hypothesis to arrive at our primary conclusions. Similar hypothesis is made for the Wigner semicircle distribution, see the appendix C.

III. AVERAGE ENTROPY OF A SUBSYSTEM

Here we consider random density matrices obtained by partially tracing larger random pure states. There is a strong connection between these random density matrices and the Wishart ensemble of random matrix theory, that can be used to determine the formula of entropy by Don Page in 1993 [1, 8, 9].

Theorem 3. *Average entropy of a subsystem*

If a quantum system of Hilbert space dimension $\alpha\beta$ is in a random pure state, the average Shannon entropy $E_{\alpha,\beta}$ of a subsystem of dimension $\alpha \leq \beta$ is $\ln(\alpha) - \frac{\alpha}{2\beta}$ for $1 \leq \alpha \leq \beta$.

We can use the MPD to reproof it informally.

Proof. Consider the random reduced density matrix under the form $\rho_A = ZZ^\dagger / \text{Tr}(ZZ^\dagger)$ [1], where Z is an $\alpha \times \beta$ random matrix for $1 \leq \alpha \leq \beta$. We have $S_{\alpha,\beta} = \sum_{i=0}^{\alpha-1} -\lambda_i \ln(\lambda_i)$ where λ_i are eigenvalues of ρ_A .

We can eliminate the trace and rewrite ρ_A into a form that the MPD is applicable: $\rho_A = \frac{1}{\beta} XX^\dagger = \left(\frac{X}{\sqrt{\beta}}\right) \left(\frac{X}{\sqrt{\beta}}\right)^\dagger$, where X is a $\alpha \times \beta$ random matrix with mean 0 and $\sigma_0 = \frac{1}{\sqrt{\alpha}}$. Therefore, $\frac{X}{\sqrt{\beta}}$ can be considered a "normalized" matrix, with coefficients c_i that correspond to the quantum state $|\psi\rangle = \sum_{i=1}^{\alpha\beta} c_i |i\rangle$ with $\sum_{i=1}^{\alpha\beta} |c_i|^2 = 1$. We define $\lambda = \alpha/\beta$. The Shannon entropy of a subsystem of dimension α can be written as

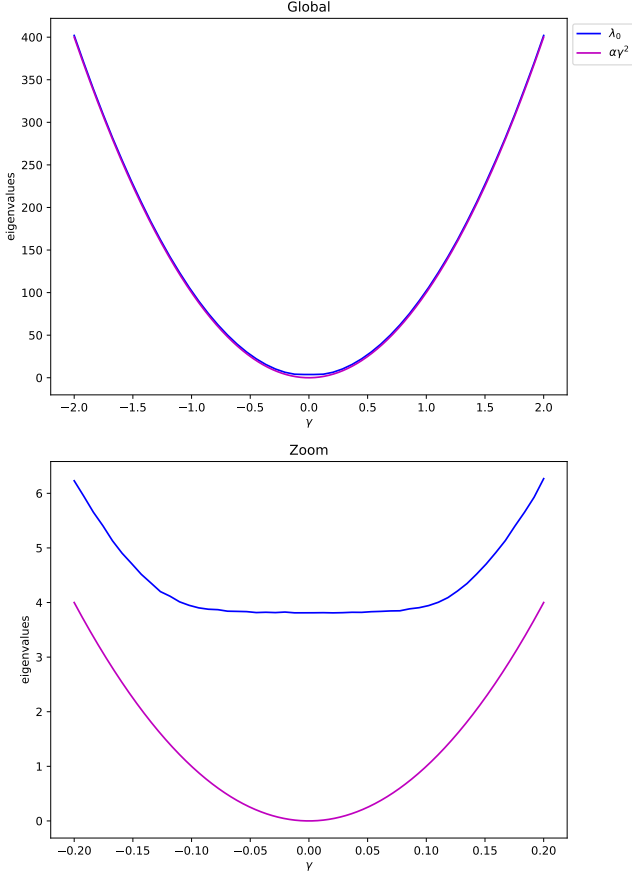


FIG. 2: The convergence of λ_0 towards $\alpha\gamma^2$ as $\alpha = \beta = 100$ and γ varies from 0 to 2. Each λ_0 is the mean of the dominant eigenvalues over 500 random matrices Y_β generated by the entries of X following the normal distribution $\mathcal{N}(\gamma, 1)$.

$$E_{\alpha,\beta} = \alpha \int -x \ln(x) d\nu(x), \quad (6)$$

with

$$d\nu(x) = \frac{1}{2\pi\sigma_0^2} \frac{\sqrt{(\lambda_+ - x)(x - \lambda_-)}}{\lambda x} \mathbb{1}_{x \in [\lambda_-, \lambda_+]} dx, \quad (7)$$

and

$$\lambda_{\pm} = \sigma_0^2 (1 \pm \sqrt{\lambda})^2. \quad (8)$$

Then we have

$$E_{\alpha,\beta} = \frac{\alpha}{2\pi\sigma_0^2\lambda} \int_{\lambda_-}^{\lambda_+} -\ln(x) \sqrt{(\lambda_+ - x)(x - \lambda_-)} dx, \quad (9)$$

which can be simplified into

$$E_{\alpha,\beta} = \ln(\alpha) - \frac{\alpha}{2\beta}, \quad (10)$$

with the integral in the Eq. (A3).

□

IV. AVERAGE ENTROPY OF A SUBSYSTEM (GENERAL CASE)

In this section, we consider a slightly different variant when the mean of X is not 0 but γ . We still have $\lambda = \alpha/\beta$ and the eigenvalues of ρ_A are still $\lambda_0, \dots, \lambda_{\alpha-1}$. This time we have $\lambda_0 \geq \dots \geq \lambda_{\alpha-1}$ and λ_0 is the dominant eigenvalue. The standard deviation σ_γ should evaluate with γ to maintain the trace and the sum of all eigenvalues as 1. We have

$$\lambda_0 = \alpha\gamma^2. \quad (11)$$

The remaining eigenvalues $\lambda_1, \dots, \lambda_{\alpha-1}$ will follow the MPD, and their sum would be

$$\sum_{i=1}^{\alpha-1} \lambda_i \sim \frac{\alpha}{2\pi\lambda\sigma_\gamma^2} \int_{\lambda_-}^{\lambda_+} \sqrt{(\lambda_+ - x)(x - \lambda_-)} dx = \alpha\sigma_\gamma^2, \quad (12)$$

with the integral in the Eq. (A1).

To have the sum of all eigenvalues of ρ_A equals to 1, we should have the relation

$$\alpha(\gamma^2 + \sigma_\gamma^2) = 1. \quad (13)$$

This relation can also be obtained using the condition that $\frac{X}{\sqrt{\beta}}$ is normalized, or ρ_A has the trace 1.

Therefore, we can deduce that

$$\sigma_\gamma^2 = \frac{1 - \lambda_0}{\alpha}, \quad (14)$$

then use this expression to replace σ_0 in the Eq. (8) and the Eq. (9). We then have the entropy of a subsystem depending on λ_0

$$E_{\alpha,\beta}^{\lambda_0} = \frac{\alpha}{2\pi\sigma_\gamma^2\lambda} \int_{\lambda_-}^{\lambda_+} -\ln(x) \sqrt{(\lambda_+ - x)(x - \lambda_-)} dx - \lambda_0 \ln(\lambda_0), \quad (15)$$

with

$$\lambda_{\pm} = \sigma_\gamma^2 (1 \pm \sqrt{\lambda})^2. \quad (16)$$

After applying the integral in the Eq. (A3) and massive reduction, we finally have

$$E_{\alpha,\beta}^{\lambda_0} = \frac{1}{4\alpha\beta} \left(\begin{aligned} &-4\alpha\beta\lambda_0 \ln(\lambda_0) + (8\alpha\beta \ln(2) - \alpha^2 - \beta^2)(1 - \lambda_0) \\ &-4\alpha\beta(1 - \lambda_0) \ln(-2((\alpha + \beta)\lambda_0 - (\beta - \alpha)(1 - \lambda_0) - \alpha - \beta)/\alpha\beta) \\ &+ (\alpha + \beta)(\beta - \alpha)(1 - \lambda_0) \end{aligned} \right). \quad (17)$$

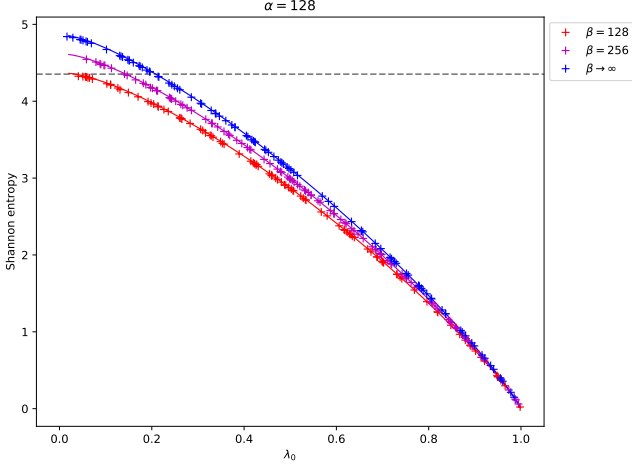


FIG. 3: The numerical result (in +) versus the analytical solution (in line). The Shannon entropy of different $\beta > \alpha$ for the same $\alpha = 128$. Here for the numerical result of $\beta \rightarrow \infty$ we use $\beta = 8192$. Each of the 300 data points in the plot is the entropy a randomly generated normalized reduced density matrix under the form $\rho_A = ZZ^\dagger / \text{Tr}(ZZ^\dagger)$. The gray dotted line is $\ln(\alpha)$.

With this expression in the Eq. (17) we can recover the Eq. (9) for $\lambda_0 \rightarrow 0$. When $\beta \rightarrow \infty$, the relation between α , λ_0 and the entropy becomes

$$\lim_{\beta \rightarrow \infty} E_{\alpha,\beta}^{\lambda_0} = (-2 \ln(2) - \ln(\alpha) - \ln(\lambda_0)) \lambda_0 + (\lambda_0 - 1) \ln(4 - 4\lambda_0) + 2 \ln(2) + \ln(\alpha). \quad (18)$$

In the FIG. 3 we compare our analytical solution with the numerical result.

V. RÉNYI ENTROPY AND ENTANGLEMENT GAP OF BI-PARTITION SUBSYSTEMS

In this section, we take $\beta = \alpha$ and study the relation between λ_0 and different degrees of Rényi entropy.

The Rényi entropy is defined as [10]

$$E_d = \frac{1}{1-d} \ln \left(\sum_{i=0}^{\alpha-1} \lambda_i^d \right), \quad (19)$$

where d is the degree, and λ_i are the eigenvalues of ρ_A , with $\lambda_0 \geq \dots \geq \lambda_{\alpha-1}$ and $\sum_{i=0}^{\alpha-1} \lambda_i = 1$. When $d \rightarrow 1$, E_d is the Shannon entropy $-\sum_{i=0}^{\alpha-1} \lambda_i \ln(\lambda_i)$ [11], when $d = 2$, E_d is the Rényi entropy or the Collision entropy, and when $d \rightarrow \infty$, it is the Minimal entropy $-\ln(\lambda_0)$.

The Rényi entropy E_d for $d \rightarrow 1$, $d = 2$ and $d \rightarrow \infty$ can be calculated analytically by integrating over the MPD using the Eq. (A4) and expressed in terms of α and λ_0

$$\begin{aligned} \lim_{d \rightarrow 1} E_d &= -\frac{\alpha}{2\pi\sigma_\gamma^2} \int_0^{4\sigma_\gamma^2} \ln(x) \sqrt{(4\sigma_\gamma^2 - x)} x dx - \lambda_0 \ln(\lambda_0) \\ &= (1 - \lambda_0) \ln \left(\frac{\alpha}{4(1 - \lambda_0)} \right) - \frac{\lambda_0}{2} (4 \ln(2) - 1) - \lambda_0 \ln(\lambda_0) + 2 \ln(2) - \frac{1}{2}, \end{aligned} \quad (20)$$

$$\begin{aligned} E_2 &= -\ln \left(\frac{\alpha}{2\pi\sigma_\gamma^2} \int_0^{4\sigma_\gamma^2} x \sqrt{(4\sigma_\gamma^2 - x)} x dx + \lambda_0^2 \right) \\ &= -\ln \left(\frac{\lambda_0^2(\alpha + 2) - 4\lambda_0 + 2}{\alpha} \right), \end{aligned} \quad (21)$$

and

$$\lim_{d \rightarrow \infty} E_d = -\ln(\lambda_0). \quad (22)$$

These three equations are verified with numerical results in the FIG. 4. Their application can be extended further than random density matrices as the example of the Prime state in the appendix B. We can recover the

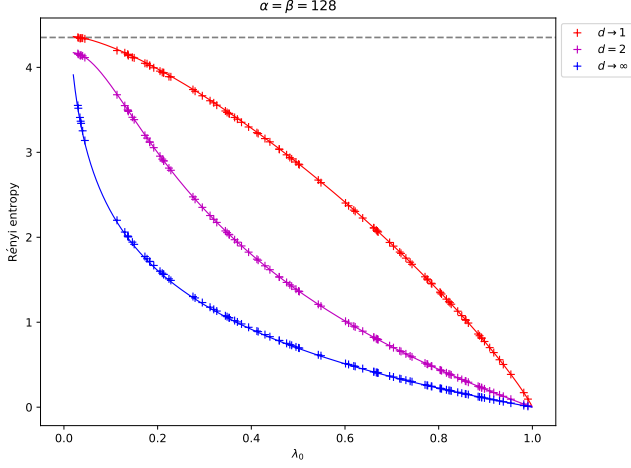


FIG. 4: The numerical simulation (in +) versus the analytical solution (in line). The Rényi entropy for $d \rightarrow 0$ (here we take $d = 1.001$), $d = 2$ and $d \rightarrow \infty$ (here we take $d = 100$) for 100 normalized random reduced density matrices (same matrices for each d) and the analytic results

Eq. (20) from the Eq. (17) by setting $\beta = \alpha$. Rényi entropy with other degrees can be obtained using integrals in the TABLE. I in the appendix A.

The reduced density matrix ρ_A can be written as

$$\rho_A = e^{-\mathcal{H}_A}, \quad (23)$$

where \mathcal{H}_A is called the entanglement Hamiltonian [12–15]. The entanglement spectrum levels $\xi_i = -\ln(\lambda_i)$ are the "energies" of \mathcal{H}_A . The entanglement gap is a natural quantity defined as

$$\delta\xi = \xi_1 - \xi_0. \quad (24)$$

To calculate $\delta\xi$ analytically, we take λ_+ the right end of the MPD as λ_1 , which is $4\sigma_\gamma^2$, and $\delta\xi$ can be written as a function of α and λ_0 with the Eq. (14)

$$\delta\xi = \ln(\lambda_0) - \ln(4\sigma_\gamma^2) = \ln(\lambda_0) - \ln\left(\frac{4(1-\lambda_0)}{\alpha}\right), \quad (25)$$

and shown as in the FIG. 5.

From the FIG. 4 and the FIG. 5, we can observe a monotone decreasing relation between λ_0 and E_d , and a monotone increasing relation between λ_0 and $\delta\xi$. These two relations imply that E_d decreases with $\delta\xi$, as the result stated by Li and Haldane in 2008 [12].

VI. CONCLUSION

The Marchenko–Pastur distribution and the Peron–Frobenius theorem are used to postulate the behaviour of a Wishart matrix eigenvalues when the mean

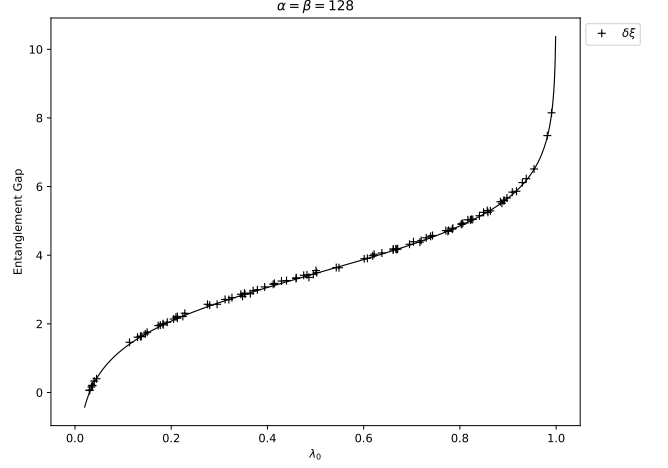


FIG. 5: The numerical simulation (in +) versus the analytical solution (in line). The entanglement gap for 100 random reduced density matrices (same matrices as in the FIG. 4) and the Eq. (25).

is not 0. It is thus based on this assumption that we may derive a precise analytical link between the dominant eigenvalue and the entropies of the reduced density matrix. For example, the Shannon entropy obtained by tracing various subsystems of a random pure state and different degrees of Rényi entropy of a bi-partition system are included in the set of entropies. We also investigate the entanglement gap and derive a decreasing relation between the entropies and the entanglement gap.

ACKNOWLEDGMENTS

The author would like to thank Prof. J. I. Latorre and Prof. G. Sierra for useful information and discussion.

-
- [1] Ion Nechita. Asymptotics of random density matrices. In *Annales Henri Poincaré*, volume 8, pages 1521–1538. Springer, 2007.
- [2] Marco Chiani. Distribution of the largest eigenvalue for real wishart and gaussian random matrices and a simple approximation for the tracy–widom distribution. *Journal of Multivariate Analysis*, 129:69–81, 2014.
- [3] Adina Roxana Feier. *Methods of proof in random matrix theory*. PhD thesis, Harvard University, 2012.
- [4] Giacomo Livan, Marcel Novaes, and Pierpaolo Vivo. Introduction to random matrices theory and practice. *Monograph Award*, page 63, 2018.
- [5] Vladimir A Marčenko and Leonid Andreevich Pastur. Distribution of eigenvalues for some sets of random matrices. *Mathematics of the USSR-Sbornik*, 1(4):457, 1967.
- [6] Ruge Lin. <https://github.com/gogoko699/random-density-matrix>.
- [7] Mike Boyle. Notes on the perron-frobenius theory of non-negative matrices. *Dept. of Mathematics, University of Maryland, College Park, MD, USA*, 2015.
- [8] Don N Page. Average entropy of a subsystem. *Physical review letters*, 71(9):1291, 1993.
- [9] Ingemar Bengtsson and Karol Życzkowski. *Geometry of quantum states: an introduction to quantum entanglement*. Cambridge University Press, 2017.
- [10] Michael A Nielsen and Isaac Chuang. Quantum computation and quantum information, 2002.
- [11] Frank Nielsen and Richard Nock. On rényi and tsallis entropies and divergences for exponential families. *arXiv preprint arXiv:1105.3259*, 2011.
- [12] Hui Li and F Duncan M Haldane. Entanglement spectrum as a generalization of entanglement entropy: Identification of topological order in non-abelian fractional quantum hall effect states. *Physical review letters*, 101(1):010504, 2008.
- [13] J Ignacio Cirac, Didier Poilblanc, Norbert Schuch, and Frank Verstraete. Entanglement spectrum and boundary theories with projected entangled-pair states. *Physical Review B*, 83(24):245134, 2011.
- [14] Sudipto Singha Roy, Silvia N Santalla, Javier Rodríguez-Laguna, and Germán Sierra. Bulk-edge correspondence in the haldane phase of the bilinear-biquadratic spin-1 hamiltonian. *Journal of Statistical Mechanics: Theory and Experiment*, 2021(5):053102, 2021.
- [15] Vincenzo Alba. Entanglement gap, corners, and symmetry breaking. *SciPost Physics*, 10(3):056, 2021.
- [16] José I Latorre and Germán Sierra. Quantum computation of prime number functions. *arXiv preprint arXiv:1302.6245*, 2013.
- [17] José I Latorre and Germán Sierra. There is entanglement in the primes. *arXiv preprint arXiv:1403.4765*, 2014.
- [18] Diego Garcia-Martin, Eduard Ribas, Stefano Carrazza, José I Latorre, and Germán Sierra. The prime state and its quantum relatives. *Quantum*, 4:371, 2020.

Appendix A: Useful integrals

Some useful integrals in this article.

$$\int_a^b \sqrt{(b-x)(x-a)} dx = \frac{\pi}{8} (b-a)^2 \quad (\text{A1})$$

$$\int_0^b \sqrt{x(b-x)} dx = \frac{\pi}{8} b^2 \quad (\text{A2})$$

$$\int_a^b \ln(x) \sqrt{(b-x)(x-a)} dx = \frac{\pi}{16} \left(a^2 + 6ab + b^2 - 4\sqrt{ab}(a+b) - 4(a-b)^2 \ln(2) + 2(a-b)^2 \ln(a+b+2\sqrt{ab}) \right) \quad (\text{A3})$$

$$\int_0^b \ln(x) \sqrt{x(b-x)} dx = \frac{\pi}{16} (2b^2 \ln(b) - b^2 (4 \ln(2) - 1)) \quad (\text{A4})$$

d	2	3	4	5	6
$\int_0^t x^{d-1} \sqrt{(t-x)x} dx$	$\frac{1}{16} \pi t^3$	$\frac{5}{128} \pi t^4$	$\frac{7}{256} \pi t^5$	$\frac{21}{1024} \pi t^6$	$\frac{33}{2048} \pi t^7$

TABLE I: Integration table of $\int_0^t x^{d-1} \sqrt{(t-x)x} dx$.

Appendix B: The Prime state

We would like to see if our exact analytical relation between the entropy and the dominant eigenvalue can be extended beyond random reduced density matrices.

The Prime state has been studied in [16–18]. It is

defined as an equally weighted superposition of prime numbers in n qubits computational basis

$$|\mathbb{P}_n\rangle = \frac{1}{\sqrt{\pi(2^n)}} \sum_{p \in \text{prime} \leq 2^n} |p\rangle, \quad (\text{B1})$$

where each prime number $p = p_0 2^0 + p_1 2^1 + \dots + p_{n-1} 2^{n-1}$ is implemented as a ket $|p\rangle = |p_{n-1}, \dots, p_0\rangle$, and $\pi(2^n)$ is the amount of prime numbers less than 2^n .

The bi-partition entanglement entropy of the Prime state is investigated in [17]. Here we explore further if it fits our analysis.

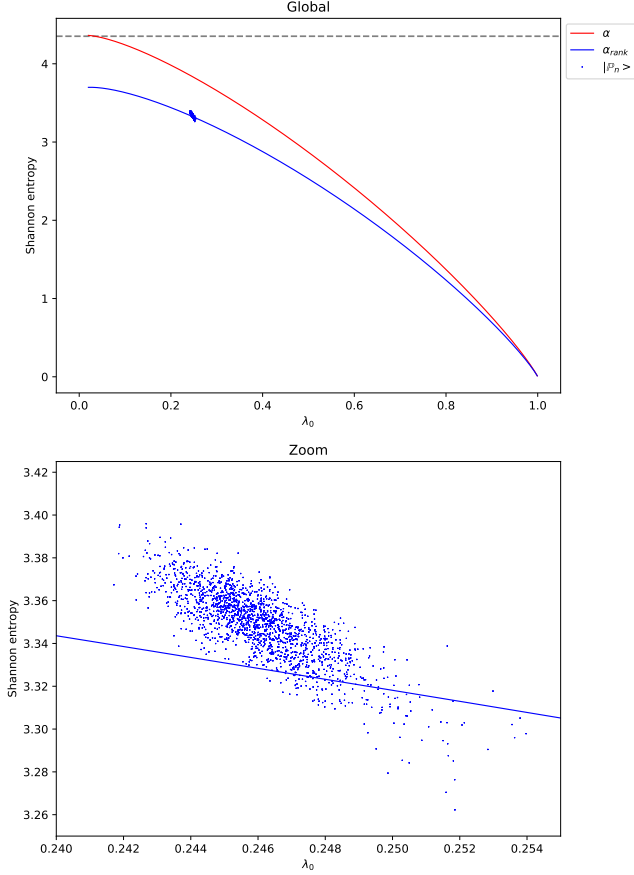


FIG. 6: The entanglement entropy of all possible bi-partitions of $n = 14$ Prime state versus the analytical result in the Eq. (20). Here we have $\alpha = 128$ and $\alpha_{rank} = 65$.

Let $\{\rho_{A_k}^{\mathbb{P}_n}\}_{k \in \{1, \dots, \binom{n}{n/2}/2\}}$ be the reduced density matrix set of all possible bi-partitions of $|\mathbb{P}_n\rangle$, where $\binom{n}{n/2}/2$ is the binomial coefficient of choosing $n/2$ qubits out of n and it is divided by 2 since the reduced density matrix is identical when tracing over one subsystem and its complementary system.

In this article, we have only considered full-rank random matrices. However, every $\rho_{A_k}^{\mathbb{P}_n}$ has the same rank $\alpha_{rank} = 2^{\frac{n}{2}-1} + 1$, since all prime numbers are odd except 2. We need to adapt our result accordingly. The Shannon entropy and the dominant eigenvalue of $\rho_{A_k}^{\mathbb{P}_n}$ is located near the line defined by the Eq. (20) replacing α with α_{rank} as shown in the FIG. 6.

Appendix C: Wigner semicircle distribution

The Wigner semicircle distribution, named after the physicist Eugene Wigner, describes the asymptotic behavior of the eigenvalues of a symmetric matrix [3, 4].

Definition 3. *Gaussian ensemble*

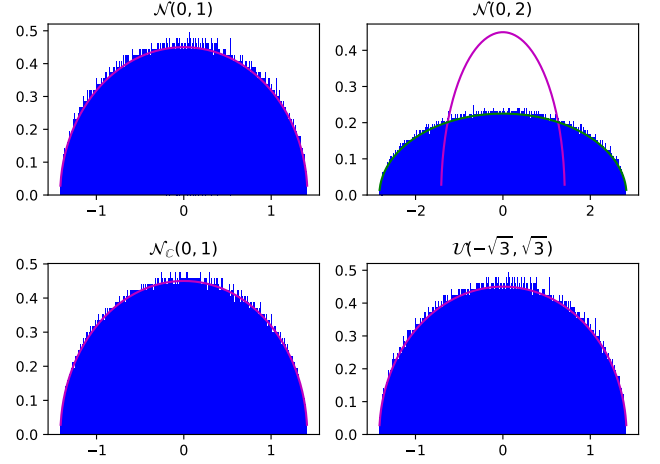


FIG. 7: The Wigner's semicircle distribution (in purple) vs numerical result (in blue), eigenvalues of one random matrix of $\alpha = 10000$ in different probability distribution: normal distribution of $\sigma = 1$ and $\sigma = 2$; complex normal distribution $\mathcal{N}_{\mathbb{C}}(0, 1)$; and uniform distribution $\mathcal{U}(-\sqrt{3}, \sqrt{3})$ to have $\sigma = 1$. The purple line is the Eq. (C1) for $\sigma = 1$ and the green line is for $\sigma = 2$.

Let X be a $\alpha \times \alpha$ complex matrix such that the entries are i.i.d complex normal $\mathcal{N}_{\mathbb{C}}(0, 1)$ random variables. All matrices under the form $(X + X^\dagger)/2$ form the Gaussian unitary ensemble. When the entries of X are i.i.d real normal $\mathcal{N}(0, 1)$ random variables, it is the Gaussian orthogonal ensemble.

Theorem 4. *Wigner semicircle distribution, (WSD)*

If X denotes an $\alpha \times \alpha$ random matrix whose entries are i.i.d complex normal $\mathcal{N}_{\mathbb{C}}(0, \sigma)$ random variables, let $W = \frac{X + X^\dagger}{2\sqrt{\alpha}}$, and let $\lambda_0, \dots, \lambda_{\alpha-1}$ be eigenvalues of W .

Then the EPD of W , μ_α converges weakly, in probability, to the semicircle distribution given by ν with

$$d\nu(x) = \frac{1}{\pi\sigma^2} \sqrt{2\sigma^2 - x^2} \mathbb{1}_{x \in [-\sqrt{2}\sigma, \sqrt{2}\sigma]} dx. \quad (\text{C1})$$

Proof of the WSD with the moment method can be found in this report [3, 4]. Though the WSD is developed and proven based on the Gaussian ensemble, the result can be extended beyond it.

Example 2. Let X be an $\alpha \times \alpha$ random matrix whose variables are with the mean 0 and the variance σ^2 . We take $H = (X + X^\dagger)/2$ to make it symmetric and $W = H/\sqrt{\alpha}$ to normalize it. Then the normalized histogram of the eigenvalues of W is approximated by $(x, \frac{1}{\pi\sigma^2} \sqrt{2\sigma^2 - x^2})$ as shown in the FIG. 7.

Hypothesis 2. *WSD with mean $\neq 0$*

If X denotes an $\alpha \times \alpha$ random matrix whose entries are i.i.d random variables with mean γ and variance σ^2 ,

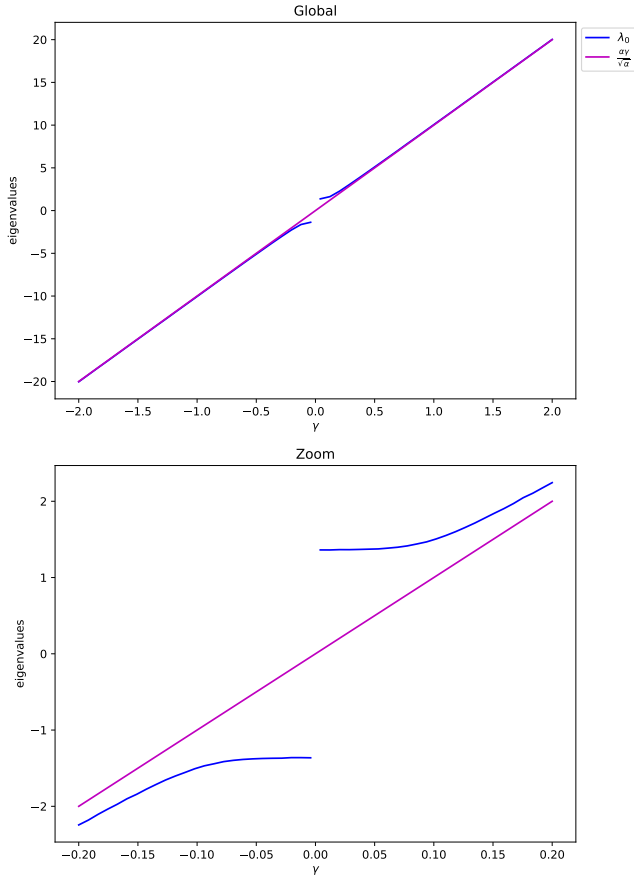


FIG. 8: The convergence of λ_0 towards $\frac{\alpha\gamma}{\sqrt{\alpha}}$ as $\alpha = 100$ and γ varies from -2 to 2 . Each λ_0 is the mean of dominant eigenvalues over 500 random matrices W generated by the entries of X following the normal distribution $\mathcal{N}(\gamma, 1)$.

let $W = \frac{X+X^\dagger}{2\sqrt{\alpha}}$, and let $\lambda_0, \dots, \lambda_{\alpha-1}$ be eigenvalues of W , with $|\lambda_0| \geq \dots \geq |\lambda_{\alpha-1}|$.

Then $\lambda_1, \dots, \lambda_{\alpha-1}$ will follow the WSD and λ_0 is converging towards the mean of sum of rows $\frac{\alpha\gamma}{\sqrt{\alpha}}$ as shown in the FIG. 8. When the variables are complex, σ is still real and positive, γ is a complex number and we take $\Re(\gamma)$ instead of γ . The imaginary part of γ doesn't seem to have an influence on the eigenvalues.

Once the behavior the WSD is understood, we can generate any random matrix on some given conditions. For example, if we would like to generate $\alpha \times \alpha$ random matrices that the dominant eigenvalues λ_0 is $k \gg 1$ times the second one λ_1 , we can first fix $\sigma = 1$, so that λ_1 will be approximately $\sqrt{2}$, and we need to solve γ for $k\sqrt{2} = \frac{\alpha\gamma}{\sqrt{\alpha}}$. Then we generate $\alpha \times \alpha$ random matrices X with γ and σ , and we take $W = \frac{X+X^\dagger}{2\sqrt{\alpha}}$, which is the matrix we look for. This method works for large α and k .