

Review

Extended Reality for Mental Health Evaluation —A Scoping Review

Olatunji Omisore, PhD¹; Ifeanyi Odenigbo, MSc²; Joseph Orji, MSc²; Amelia Beltran, MSc²; Meier Sandra, PhD, MD³; Nilufar Baghaei, PhD⁴; Rita Orji, PhD²

¹Shenzhen Institute of Advanced Technology, Chinese Academy of Sciences, Shenzhen 518055, China.

²Faculty of Computer Science, Dalhousie University, Halifax, Canada

³School of Information Technology and Electrical Engineering, University of Queensland, Brisbane, Australia

⁴Department of Psychiatry, Dalhousie University, Halifax, Nova Scotia, Canada

Corresponding Author:

Olatunji Omisore,
Shenzhen Institutes of Advanced Technology,
Chinese Academy of Sciences, Shenzhen 518055, China.
Phone: 8613172482240
Email: ootsorewilly@gmail.com

Abstract

Background: Mental health disorders are the leading cause of health-related problems globally. It is projected that mental health disorders will be the leading cause of morbidity among adults as the incidence rates of anxiety and depression grows globally. Recently, extended reality (XR), a general term covering virtual reality (VR), augmented reality (AR) and mixed reality (MR), is paving a new way to deliver mental health care. In this paper, we conduct a scoping review of the development and application of XR in the area of mental disorders.

Objective: We investigated the adoption and implementation XR technologies used for the intervention of mental disorders. This study aims to provide statistical analyses of the design, usage, and effectiveness of XR technology for mental health intervention with a global demographic focus.

Methods: We performed a scoping database search to identify the relevant studies indexed in Google Scholar, PubMed, and the ACM Digital Library. A search period between August 2016 and December 2023 was defined to select articles related to the usage of VR, AR, and MR in a mental health context. The database search was performed with pre-defined queries, and a total of 831 articles were identified. Ten (10) additional articles were identified through professional recommendation. Inclusion and exclusion criteria were designed and applied to ensure that only the relevant studies were included in the literature review.

Results: We identified a total of 85 studies from 27 countries across the globe. By performing data analysis, we found that most of the studies focused on developed countries such as the United States (16.47%) and Germany (12.94%). None of the studies were for African countries. The majority of the articles reported that XR techniques led to a significant reduction in symptoms of anxiety or depression. The majority of studies were published in the year 2021, i.e., 31.76% (n = 31) of the included studies. This could indicate that mental disorder intervention received a higher attention when COVID-19 emerged. Most studies (n = 65, 76.47%) focused on a population between the age range of 18 to 65 years old, while only fewer studies focused on teenagers (n = 2, 3.35%), i.e. subjects between the ages of 10 to 19 years old. Also, more studies were done experimentally (n = 67, 78.82%) rather than by analytical and modeling approaches (n = 8, 9.41%). This shows that there is a rapid development of XR technology for mental health care. Furthermore, these studies showed that XR technology can effectively be used for evaluating mental disorders in similar or better way as the conventional approaches.

Conclusions: In this scoping review, we studied the adoption and implementation of XR technology for mental disorder care. This covers 85 studies that used different types of VR, AR, and MR techniques for managing 14 types of mental disorders. Our study identifies that XR treatment yields high patient satisfaction and follow-up assessments show significant improvement with large effect sizes. Moreover, the studies adopted unique designs that are set up to record and analyze the symptoms reported by their participants. This review study may aid future research and development of various XR mechanisms for differentiated mental disorder procedures.

KEYWORDS:

Extended reality; mental health; depression; anxiety; exposure therapy;

Introduction

Background

Mental disorders are defined as behavioral or mental patterns that cause significant distress or impairment for an individual. These are highly prevalent and, currently, are the leading cause of disability globally. In the last decades, a global increase in the incidence of these disorders has been observed [1, 2]. According to the World Health Organization (WHO), mental disorders are the leading cause of disability in the United States and the United Kingdom. The WHO predicted that mental disorders would account for 13% of the total burden of diseases by 2030 [3]. As an indication, around 20% of adults experience one type of mental health problem in the United States, United Kingdom, and related developed countries [4]. A recent survey shows that acceleration of socioeconomic developments increases the prevalence of mental disorders (17.5% adults) in China [5]. Meanwhile, adolescents are characterized with the highest incidence of mental disorders in Canada [6]. While over 75% of people with mental disorders remain untreated in developing countries, 35 - 50% of the corresponding range is also found in high-income countries [7].

The WHO estimated that these mental conditions will cost the global economy about \$1 trillion in lost productivity annually [8]. Some of the mental healths are interlinked. For instance, anxiety and depression remains the most common mental disorders in today's society [9]. Anxiety is closely linked to mood disorders, and individuals developing depression would often experience anxiety disorder at some earlier point(s) of life [10]. While the etiology of anxiety disorders and depression is complex, multiple causal factors such as rapid social change, stressful work conditions, gender discrimination, social exclusion, unhealthy lifestyle, physical ill-health, human rights violations, as well as genetics have been appropriately studied. Many times, mental health researchers have studied the positive effects of evaluating anxiety in combination with and other mental conditions like pain or depression. For example, Bandelow *et al.* [11] reported that 1 out of every 13 mental disorders is anxiety with major depressive and specific phobia disorder. In general, reports mostly suggested that closer mental care should be addressed by increasing the accessibility and the development of tools that patients can use on their own [3].

Conventional Assessment Approaches

Cognitive Behavioral Therapy (CBT) is a conventional approach that was shown to be effective in the treatment of a wide range of mental disorders such as anxiety disorders, depression, phobia, and alcohol use problems [12]. CBT is based on the core principles that thoughts impact feelings and feelings impact behavior. During CBT patients learn to change maladaptive thinking patterns and novel coping behaviours to become and stay healthy. CBT can be as effective as, or even more effective than, other forms of psychological therapy or even psychiatric medications especially for patients diagnosed with anxiety disorders or depression. CBT is well supported by many clinical practice guidelines [12]. Studies have shown that it is an evidence-based therapy that reliably helps in overcoming depression. However, it involves aiding people to identify and change the bad lifestyles that negatively influences their behavior and emotions [13]. Rather than being a set method, CBT combines procedures that are developed on a certain disorder that has been unevaluated. For instance, the treatment procedure for depression is different from how CBT is used in evaluating phobia and other anxiety disorders.

Exposure therapy is a major element of CBT that is more focused on certain mental healths related to anxiety [14]. In this approach, participants, the subject been assessed, are exposed to feared objects, activities or situations in a safe environment, and this is known to reduce patients' fear and possibility of avoidance. With gradual follow-up, participants learn to overcome their anxiety [15]. The variations of exposure therapy can be majorly classified as conventional and modern exposure, usually based on the application context. Conventional exposure includes both *in-vivo* and imaginal exposure. During *in-vivo* exposure, patients are intentionally faced with real-world objects or situations they feared to reduce their anxiety [16]; however, it only works for a small percentage of mental health cases. In contrast, imaginal exposure configures an alternative approach during which patients imagine the worst outcome scenarios to confront their fears within their mind. The effectiveness of imaginal exposure depends on a patient's

motivation, and their ability to generate fear-inducing imaginations. Exposure therapy is challenging as therapists require extensive training and multiple long exposure sessions. Consequently, the conventional methods are time-consuming and costly. Recently, XR are evaluated as a new approach for delivering exposure-based therapy for mental disorders. The potentials of XR for treating anxiety and depression have been reported [17, 18].

Use of Extended Reality in Mental health

Extended Reality (XR) is an umbrella term referring to all real, virtual, and mixed environments, wherein interactions are generated by computer technology to engage humans [14]. XR is a rapidly growing technology and is playing prominent roles in different sectors such as providing clear benefits in many aspects of work and business, including training, collaborative working, and marketing. The technology is rapidly gaining traction in creating imagination of real worlds through virtual, augmented, and mixed realities. XR was recently conceived for carrying out evaluation of mental health. Thus, patients suffering from mental health can be virtually immersed to allow them to display and confront the disorders they suffer. It has been noted that the advances in XR tools can transform the health domain remarkably; however, an exciting issue is studying the adoption and implementation levels of current VR, AR, and MR techniques for evaluating mental health [19-21]. In the industry sector, recent reports shows that the XR medical market is estimated to reach 1.7 billion USD in 2022, with a compound annual growth rate of 105.6% from 2018 to 2022 [22]. Thus, supporting XR-based solutions will play a crucial role in the future of mental health. As the market continues to grow, it is safe to assume that developing XR technologies for mental disorder interventions will continue to increase.

In mental health interventions, XR techniques involve the use of single or multiple base technologies to create exposures. The base technologies namely virtual reality (VR), augmented reality (AR) and mixed reality (MR) involves using computer models to artificially design real world environments with stimuli sensory features. Thus, the environment can simulate typical contexts that induce mental health such as anxiety, phobia, or pain to enable users to interact with the environment. Typically, the artificial environment can be developed using four main components which are:

1. a high-end graphics rendering unit that is used to compute and render virtual scenes via frame buffer;
2. a 3D stereo display unit that connects users' visual sensory system to the environment;
3. a tracking system that models users' movement in the virtual environment; and,
4. other input interfaces such as joysticks or sensory gloves which provide tactile feedback.

Currently, existing studies suggest that XR-based evaluations can be as effective as conventional exposure-based methods [12, 23-25]. It is anticipated that XR technology will offer the greatest promise for mental health care [12]. This is because XR-based exposure therapies are found to be very accessible and can offer lasting improvements for different mental health conditions. By analyzing many existing studies, we found that a good number of XR techniques exist. These are used to evaluate different mental disorders via different software and hardware technologies [12, 23, 26, 27]. XR systems have been successfully applied in individual, group-based, and internet-based intervention of mental health [28-30]. The adoption of XR systems started around two decades ago when Hoffman's team [31] developed a VR gaming system for exposure-based therapy in mental care, called *SnowWorld*. The *game* provides a systematic way of reducing players' pain perception during burn wound care. Anderson *et al.* [23] presented a follow-up of the first randomized clinical trial to test another format for delivering CBT for social anxiety disorder—virtual reality exposure therapy. The study showed that VR and exposure group therapy has been well established as an effective strategy for evaluating social anxiety disorder.

The application of XR technologies for mental health care delivery provides opportunities for customizing, reproducing, and tweaking several evaluation parameters according to an individual patient's needs during mental health care. VR or AR environments provide a greater degree of control for therapists to customize, reproduce, and tweak several evaluation parameters according to an individual patient's needs. Such parameters include fan wind, stereo sound, moving chair, color display, and odor

emitters [32]. This kind of customization may not be achieved in traditional exposure therapy [33, 34]. Also, the risks associated with privacy intrusion are reduced as everything is transformed into a virtual environment [35]. Simulated and augmented environments are less scary than the use of in-vivo and imaginal exposure in conventional therapy [31]. Exposure-based therapies defined on VR/AR/MR applications have been shown to be effective for evaluating different mental health conditions. This study presents findings of a scoping review on the state-of-the-art XR systems used in mental disorder care.

Objective

Recently, XR-based mental health intervention is advancing rapidly. It is critical to analyze the implementation and adoption levels of the state-of-the-art XR techniques used for mental care delivery. This scoping review was carried out to investigate the implementation and adoption levels of XR (i.e., a combination of studies that reported VR, AR, and MR) for mental health care delivery. The review was conducted following the guidelines outlined by Arksey and O'Malley [36]. The main objective of this scoping review is to show the implementation and usage levels of XR-based therapy in providing care for different mental disorders across the globe. Thus, this review study is set to provide a statistical analysis of studies that have recently focused on: *a*) technological design and usage of XR in mental health with a global demographic focus; *b*) components that are found in different XR interventions used for mental disorders; and *c*) effectiveness of the XR technology for anxiety and depression as top mental disorders.

Methods

Eligibility Criteria

The adoption of VR, AR, and MR for mental disorder evaluation has evolved over time. The rapid advancement happens in a corresponding timeline with developments in the hardware and software used for implementing the XR technologies. Hence, we decided to limit our data sources to articles published between August 2016 and December 2023 so as to analyze the state-of-the-art in the study area. Advance search sections of the three databases by the authors OM, IO, JO, AB individually and the articles located were later combined. This is to ensure a wide coverage of articles published in the search period. Further, only a limited set of search criteria were used to limit the articles extracted to more relevant ones. We only considered the studies that were published in peer-reviewed journals and refereed conferences (with oral presentation). Ten (10) supplementary records were also identified via professional sourcing. Based on our search strategy and study goal, we decided to use a combination of two search rules namely: *i*) all the search terms must be present in the article' title and/or abstract, and *ii*) the article publication year must be within the specified range between August 2016 and December 2023. Additionally, exclusion criteria were defined as all *i*) duplicate articles, *ii*) version updates, *iii*) articles written in language other than English, *iv*) studies that reported anxiety or depression as a secondary aspect or induced illness, and *v*) articles presenting SWOT analysis, thesis and citations, and scoping reviews, were filtered out.

Information Sources

We formulated a search strategy used to explore multiple databases to find all recent and relevant studies about XR technologies. We focus on information from studies that focused on depression and anxiety and related mental disorders. The scoping search was done on three different databases which are library sources for research articles, grey literature, patents and common information. Our choices of databases are: (1) PubMed^a (2) Google Scholar^b and (3) the ACM Digital Library^c. The databases were chosen because they provide an interface to generate wild search queries across a variety of disciplines, databases, and journals. In addition, they have the most complete indexes of articles that focus on the theme of this review study. These aided to simultaneously access a broad range of evidences including technical and peer-reviewed studies reported from different all parts of the world, different publishers, and over a long time period. We defined our search period to filter out only articles published between August 2016 and

^a <https://pubmed.ncbi.nlm.nih.gov/advanced/>),

^b <https://scholar.google.com>

^c <https://dl.acm.org/search/advanced>

December 2023 and indexed in any of the three databases. Overlapping articles were filtered to avoid duplication. Multi-level filtering was carried out following the Preferred Reporting Items for Systematic Reviews and Meta-Analyses (PRISMA) guidelines [36] and associated checklist in the *Supplementary Materials*. This was done to limit the search outcomes to relevant studies that can provide the most valuable data to answer our research objective. The search strategy was set to limit data sources to studies that implemented or used VR, AR or MR for different mental health care.

Search Strategy

Our article search strategy is based on using an organized structure of search terms to retrieve existing literature in the database. We combined the keywords in the objectives of this review study in order to retrieve relevant articles from the databases. The search terms were discussed amongst the research team and were defined as “Augmented Reality”, “Mixed Reality”, “Virtual Reality”, “Depression”, and “Anxiety”, “Mental Health”. We choose the free-text search as it is more flexible that we could target the free words in both the title and abstract fields to limit the final sets provided an efficient way to increase the specificity our search. These keyword searches were carried out for each concept in our research objective, and we designed the search queries to include a combination of Boolean operators “OR” and “AND” to reduce omission of vital articles. These search terms are the most appropriate keywords that reflected in the subject area and have utmost relevance to our review objective. The full terms were exclusively used during the search to avoid any potential conflicts with other terms such as VR intended for “Virtual Reality” extracting use of related acronyms (e.g., Voice Recognition) which would make the filtering cumbersome and not necessarily generate additional useful resources. The selection criteria were carefully designed to consider articles that contain one or multiple search terms in the study’s title and/or abstract sections. The example shows the study’s title and/or abstract sections.

Study Selection

The search strategy yielded 831 articles scrapped from the three databases, and 10 additional articles were identified through a professional source. Specifically, by using the defined search filter criteria “anywhere in the article”, the search results included 608, 172, and 51 articles scrapped from PubMed, Google Scholar, and ACM Digital Library databases, respectively. The articles were scrapped and processed by following the set of items in the PRISMA checklist. The checklist and a list of the articles used for this study can be found in the *Supplementary Materials*. First, authors IO, JO, AB independently screened the articles retrieved while author OM performed quality check on all the final records. Next, irrelevant and duplicate articles (*i.e.*, 324 articles) were removed; thus, a total number of 517 articles were left. The remaining articles were further screened for relevance. This started with title screening, irrelevant articles were removed. A total of 176 texts were removed in this step. Full abstract reviews were done in situations when an article’s relevance could not be resolved from the title. Thus, 103 articles were further screened out. Yet, authors carried out a review of the full text when certainty on an article’s relevancies was still lacking to decide whether they are relevant or not. In total, 279 non-relevant articles were screened out by the authors leaving only 238 articles sought for retrieval. A second screening step was required to limit the scoping review to articles that fulfill the eligibility criteria. Thus, further assessment was carried out and another 127 articles were removed. Full texts of 111 articles were retrieved. Articles that were out of context ($n = 20$) and those that lacked quantitative data ($n = 6$) were also excluded. Finally, a total of 85 articles that meet the eligibility criteria were included in this review study. Finally, a total of 85 articles that meet the eligibility criteria were included in this review study. These procedures were done with Microsoft Excel and without any form of automation in the process.

Data collection process and information extraction

Three of the authors performed the data extraction process while the data validity and accuracy were checked by a fourth author. The full texts of the 85 articles were downloaded and shared amongst the authors for review. Specific details of the articles listed below were extracted and processed in a

spreadsheet to analyze the adoption of VR, AR, and MR in managing anxiety and depression and related mental health.

1. Publication authors, year, and regions;
2. The study type and study design focus and health domain;
3. Methodology (e.g., study duration, number of sessions, and duration in minutes);
4. The methodology that the study was based on and the evaluation strategy;
5. The VR/AR/MR application and technology (type of headset, toolkit) used for the study;
6. Study demographics such as targeted population, sample size, and age distribution;
7. The motivational strategies, targeted outcome, and region;
8. Key findings on using the XR techniques for managing depression and anxiety.

The details related to the abovementioned data were utilized to address the specific research objective that is guiding this scoping study. The data provided useful insights could help developers and researchers on VR/AR/MR with the future research. Also, users can learn the important of such systems like the use of XR-based exposure therapy for their mental health.

Results

Publications Demographics by Country and Year

This scoping review was based on a total of 85 articles [28, 29, 35, 37-121] which are attached as part of *Appendix 1*. We reported statistics and meta-analysis of studies that addressed the technological design and usage of XR in mental health, major components used in the different XR interventions for management of the mental disorders; and effectiveness of the XR technology for anxiety and depression as top mental disorders. The article selection procedures strictly follow the steps discussed in Figure 1.

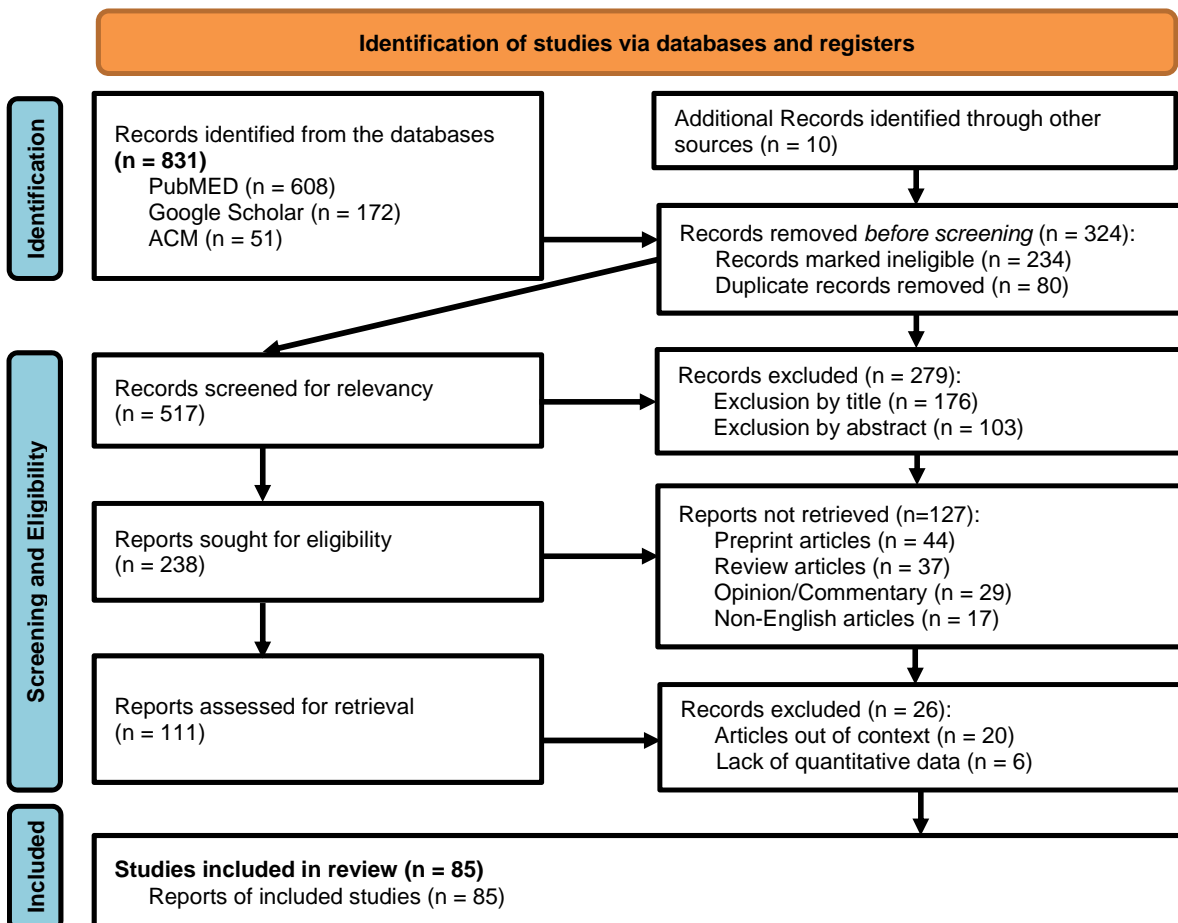


Figure 1. Literature screening and selection flowchart following PRISMA guidelines [36]

Table 1. List of countries that conducted mental health studies with the XR technologies

SN	Country of Study	Number of Studies	SN	Country of Study	Number of Studies
1	Armenia	1	15	Jordan	2
2	Australia	2	16	Korea	8
3	Austria	2	17	Netherland	6
4	Belgium	1	18	Philippines	1
5	Canada	1	19	Poland	2
6	China	5	20	Portugal	2
7	Denmark	2	21	Romania	2
8	France	1	22	Singapore	1
9	Germany	11	23	Spain	7
10	Hong Kong	1	24	Sweden	1
11	India	1	25	Turkey	1
12	Iran	3	26	United Kingdom	4
13	Israel	2	27	United States	14
14	Japan	1			

First, we analyzed the country of origin of the articles. The 85 studies have been conducted in 27 countries across the globe, as presented in Table 1. 16.47% (n = 14) of the studies were carried out in the United States, and this is followed by Germany (n = 11, 12.94%). Compared with the previous study [13], it may be said that both countries dedicated a good amount of research funding and time to study how XR aid mental health care in the United States and Germany. The data also shows that a good number of studies have been conducted in the South Korea (n = 8, 9.41) and Netherlands (n = 6, 7.06%). Our study infers that, compared to the 21 remaining countries, the above-mentioned countries invested a good amount of effort in domestic technological development towards developing XR-based mental disorder tools. Thus, XR systems contribute immensely to the economic and health systems of developed countries. Meanwhile, our data identified that such studies are not yet prioritized in Africa. In terms of study frequency by year, Table 2 shows that the majority of the articles 31.76% (n = 31) were published in the year 2021, i.e., of the total studies included. This could underline a global priority set to advance mental health care. However, none of the studies mentioned if they were motivated or attributed to the ongoing COVID-19 pandemic [122]. Nonetheless, secondary studies identified that prevalence of anxiety and depression increased by 25% in the first year of the pandemic, while the psychosocial effects of the pandemic varies by regions [123, 124]. Hence, it is likely that the pandemic-related increase in mental health and the increased adoption on virtual treatment during the pandemic contributed to the rise in the number of XR-based mental health intervention in 2021. Furthermore, there was a great decline in the number of investigations reported in the years 2022 (14.12%) and 2023 (18.82%). This coincides with the time COVID-19's global prevalence had decreased.

Demographics of XR Usage: Age Population

We analyzed the age of participants included in the studies as shown in Figure 4. We categorized the study participants as *Children*, *Teenagers*, *Adolescents*, *Young Adults*, *Young and Old Adults*, and *Old Adults* based on the age ranges reported in the 85 studies that were included in this review. We declared studies that omitted such information as “*Not Specified*”. A substantial age overlap was found amongst the groups of individuals included in the reviewed studies. Thus, we classified **Adults** where participants ages were specified to be between 18 and 65 years old in the reported studies, and **Older Adults** where the participants are above 65 years old. As shown in Figure 4, we observed that half of the studies (n = 38, 44.71%) were designed for adults (people who are between 18 and 65 years old). We found that a small number of studies focused on younger age groups. For this age group, 10 of the 85 studies (11.76%) focused on participants between the age of 0 and 12 years old, while another two studies (2.35%) focused on groups of participants who are in their teenage years as well. The poor representation of participants from each age groups in the reviewed studies could be due to a lack of a standardized way for selecting a target audience when developing XR systems for managing mental disorders [125].

Table 2. Number of studies published per year

SN	Country of Study	Frequency	Percentage
1	2016	3	3.53%
2	2017	12	9.41%
3	2018	5	4.71%
4	2019	11	9.41%
5	2020	10	8.24%
6	2021	31	31.76%
7	2022	12	14.12%
8	2023	16	18.82%

Table 3. Audience group found in the included studies by level of maturity

SN	Audience Group	Frequency	Age Range	Percentage	Participants	Percentage
1	Children	10	1 – 10 Years	27.06%	1 – 10	11.76%
2	Teenagers	2	11 – 20 Years	55.29%	11 – 20	10.59%
3	Adolescents	27	21 – 60 Years	8.24%	21 – 50	25.88%
4	Adults	38	61 – 85 Years	1.18%	51 – 100	27.06%
5	Older Adults	3	85+ Years	2.35%	>100	18.82%
6	Not Specified	5	Not Specified	5.88%	Not Specified	5.88%

As analyzed in the third panel of Table 3, we indicate the common classification of participants’ age ranges that were reported in the selected studies. In addition to the statistical information derived from the age groups (as shown in the pie chart of Figure 4), This is because the age ranges used for defining the categories of participants’ in the 85 articles were not unique. Also, there were great overlaps when comparing the category tags and age ranges across the different studies. Thus, we refined the data to synthesize mean age distribution of the participants included in each study. For this, the age ranges were set as given or generated as $mean_{age} - SD - mean_{age} + SD$ when only $mean_{age} \pm SD$ was given (SD implies standard deviation). The mean age distributions of the participants used for classification are reported in the second panel of Table 3. The data indicates that majority of the studies ($n = 47, 55.29\%$) were designed for an audience with a mean age of 35.079 ± 9.72 years. The age distribution in this group is particularly dominated with lower and upper values of 18 years ($n = 26/47$) and 65 years ($n = 7/47$), respectively in the different participants’ age ranges. The age range of youngest participants who were admitted to participated in the XR-based mental disorder study are a group of children between the age of 4 – 8 years old that investigated how VR reduces the perception of anxiety in infants [59].

Demographics of XR Usage: Study Sample Size

In addition, we analyzed the sample size of participants admitted and found 85 studies meeting the inclusion criteria of this scoping review. We partitioned the sample size into five different categories and analyzed the number of studies as reported in the third panel of Table 3. It can be seen that the number of participants recruited for most studies were between 51 – 100 people ($n = 23, 27.06\%$). Next to it are studies that recruited participants between 21 – 50 people ($n = 22, 25.88\%$) to evaluate mental health with XR. Furthermore, 18.82% ($n = 16$) studies included over 100 participants, while a very small sample size (≤ 20 participants) were considered in 22.35% ($n = 19$) of the 85 studies. Most of the studies in the latter were more subtle in their findings and conclusions. Thus, it can be understood that having relatively more participants is helpful to reach better conclusions. Overall, each of the participant categories identified above were reported in at least 5 different studies. It is worth mentioning that only 5 studies (5.88%) did not specify the sample size of the participants used. The participants’ gender distributions were not analyzed as this data was missing in most studies included in this scoping study.

Demographics of Design and Implementation Strategies

Application of XR systems for mental disorders requires vigorous study and implementation strategies. We analysed the study different factors usually considered when designing or evaluating XR systems for mental health interventions. The three major considerations found in the selected studies are the *type* of

the study performed, the *design* factors and the *evaluation method* used to assess each study. With a focus on anxiety and depression, the four main types of studies that were carried out are i) “*discussion*” which are studies with a narrative focus; ii) “*experimental*”: studies that were done to investigate the effect of the XR techniques on certain groups of subjects or other factors that aid or affect such setup; iii) “*modeling*” which includes studies that were done to develop new model or setup and such were validated on limited subjects or data; and lastly, iv) “*analysis*” which are the studies done without any particular experimental study but relying on data of previous *experimental* studies.

As reported in Table 4, it was found the 78.82% of the studies (n = 67) were frequently investigated experimentally to report how XR aids intervention of mental disorder. Meanwhile, studies based on *modeling* and *analysis* makes up of 9.41% (n = 8) of the included studies, each. Studies based on narration i.e. the *Discussion* category accounts for 1.18% of the 85 studies. This shows most studies were done under experimental investigation. Typically, this enables direct comparison between the mental conditions and relationships with their causal factors in psychological cornerstone studies [126]. Furthermore, 58.82% (n = 50) of the studies investigated the effects of XR immersion. This shows that researchers in this domain are commonly fond of investigating how immersion can influence the mental health procedures. The other design factors of the XR systems found in the 85 studies are on subject’s process automation (n = 14, 16.47%). The latter were majorly investigated to observe if real-world situations and environment are well emulated in the studies. Similarly, cases of XR personalization and manual execution were typically focused in nine (10.59%) and six (7.06%) studies, respectively.

Table 4. Demographics of the study implementation factors

Type	Freq , Percent	Type	Freq , Percent	Evaluation Method	Freq, Percent
Discussion	1, 1.18%	Personalization	9, 10.59%	Quantitative Method	32, 37.65%
Experimental	67, 78.82%	Manual	6, 7.06%	Qualitative Method	26, 30.59%
Modeling	8, 9.41%	Process Automation	14, 16.47%	Mixed method	23, 27.06%
Analysis	8, 9.41%	Immersion Analysis	50, 58.82%	Not Specified	4, 4.71%

The Relationship between Study Periods and Duration per Session

In addition, we analyzed the common evaluation categories reported in the 85 studies. First, categories of study periods (in weeks) and the duration per session (in minutes) were analyzed with respect to the number of sessions in the studies. As presented in Figure 2a, most of the studies were carried out in 1 – 5 weeks (n = 25, 30.59%). For studies done in this time period, it was common to evaluate their participants under 1-5 sessions (n = 38, 44.71%). However, several other studies evaluated their participants within 6 – 10 sessions (n = 15, 17.65%) in studies that lasted 6 – 10 weeks (n = 11, 12.94%) in some cases. Also, a few studies were carried out under 11 – 15 weeks (n = 6, 7.06%). It is worth emphasizing that the longest study (n = 1) lasted for 16 – 20 weeks (1.18%).

Furthermore, we analyzed the duration per session (in minutes) for the sessions that were reported in each of the studies. In most of the studies (n = 45, 52.94%) participants used XR techniques for 0 – 30 minutes. This is followed by studies requiring 31 – 60 minutes (n = 19, 22.35%) and 61 – 90 minutes (n = 5, 5.88%) of user engagement per session. On the extreme end, XR technique was used for a single session that lasted over 150 minutes. It was observed that 13 studies (15.29%) did not specify the session durations.

In addition, we analyzed the common evaluation method used in most of the studies included in this review. Three main methods were identified, and these are quantitative, qualitative, and mixed evaluation methods. Overall, a qualitative assessment approach was applied in 51.67% (n = 31) of the 85 studies and it was understood that *qualitative method reveals deeper insights about the XR-based evaluation*. Furthermore, a quantitative method was used in 10 studies (16.67%), while a mixed methods approach was found in 17 studies (28.33%). We also found that the evaluation methods were not reported in 2 studies (see Figure 7c).

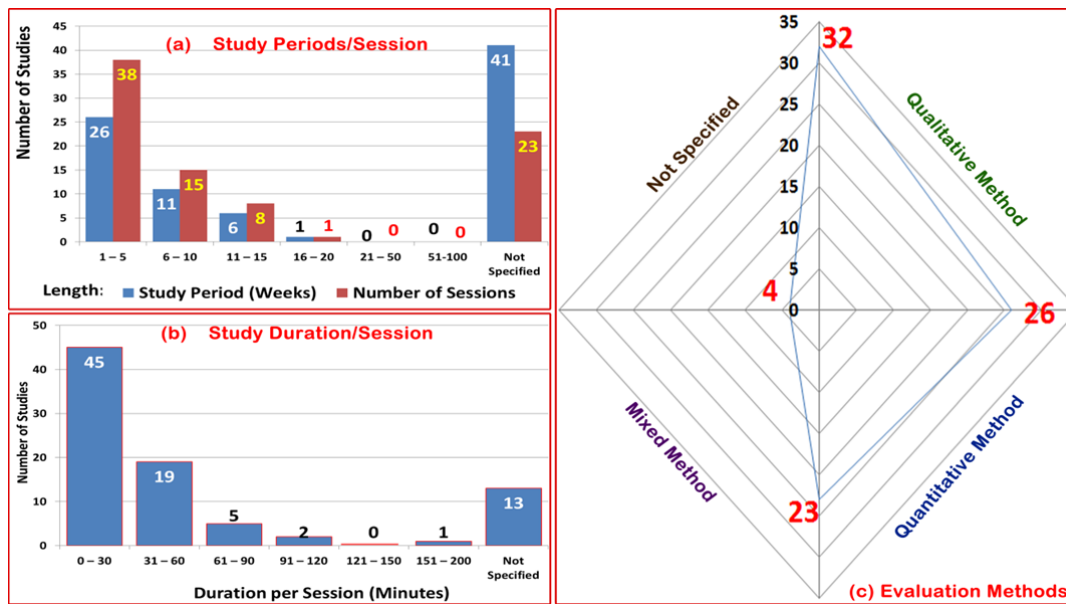


Figure 2. Categories of studies investigated for the different mental health conditions in the included studies

Extended Reality and Gamification Strategy for Mental Disorders

It is important to analyse the XR techniques used for the intervention of depression and anxiety. First, we analyse the major strategies found in the studies. The XR tools in each study were identified to either be gamified or non-gamified. Gamification strategies were adopted in 30.59% (n = 26) of the studies, and these strategies were used across 10 mental disorders in the 85 articles. The few exceptions where a gamification strategy was not applied include *negative thoughts*, *panic disorder*, and *pain and anxiety*. Conversely, non-gamified strategies were adopted for the intervention of the remaining mental conditions. This accounts for 69.41% (n = 59) of the 85 studies. However, *alcohol use disorder* and *attachment behavior* were only addressed with gamified XR systems. It may be right to think that gamification strategies is yet to be matured for such condition, or possibly that the existing gamification strategies are not suitable when evaluating such mental disorders with XR techniques, or perhaps there are on-going studies to show its applicability.

Extended Reality Development Tools

In addition, we analyzed the XR applications that have been used in the study and found that specific systems such as 3D Unity are commonly used by many authors in the development of their XR. Only 68 of the 85 studies (77.64%) reported the name of the actual XR app they implemented or adopted in their studies. As reported in Table 5, the most frequently tool for developing XR platforms is the 3D *Unity Pro* (n = 16, 23.53%). That is probably due to its powerful editor to create XR systems, and its support for cross-platform development. Similarly, we observed that several studies (n = 15, 22.06%) have been carried out with custom VR systems. Such adaptive applications are either newly developed or adopted in those studies and evaluated for aiding mental care. Meanwhile, *Blender* and Mobile virtual systems were used in 3 studies (4.41%) and 10 studies (14.71%), respectively. Another 24 studies (28.24%) indicated using a development platform but without specifying it, while the remaining 17 (20.0%) studies did not mention the use of development platform.

Table 5. Software VR tools commonly used for XR development

SN	Number of Participants	Studies (%)
1	3D Unity Pro	16 (18.82)
2	Custom adaptive VR software	15 (17.64)
3	Blender 3D	3 (3.52)
4	Mobile virtual system	10 (11.76)
5	Others	24 (28.24)

Table 6. Types of Hardware Technologies used for XR Intervention of Mental Disorders

SN	XR Technologies Used	Studies	SN	XR Technology Used	Number of Studies
1	VR Head-mount	54%	7	Biopac MP150	3 %
2	3D VR Glasses	8%	8	Earbuds	3 %
3	Smartphone	7%	9	Location Trackers	3 %
4	Google VR Box	5 %	10	Directional Microphone	1 %
5	EEG/EMG	5%	11	Gamepad	1 %
6	Headphone	5%	12	Webcam	1 %

Table 7. Types of VR Headsets

SN	Head Mounts Used	Number of Studies	SN	Head Mounts Used	Number of Studies
1	HTC Vive	12	6	Oculus Rift	2
2	Samsung Gear VR	11	7	Oculus CV1	1
3	3D VR Glasses	7	8	EEG VR Head	1
4	Oculus Go	3	9	Windows MR Headset	1
5	Google VR Box	3	10		

Hardware Technologies used for XR in Mental Disorders

To further fulfil the aim of this study, we extracted information describing the XR technologies used to deliver the mental health care in the 85 studies. For the purposes of being as inclusive as possible, we only reported the hardware components that were listed for setting up the XR environments in the studies. Figure 10a shows that the use of headsets was consistent in 49.41% (n = 42) of the 85 studies thus, it is the most commonly used component when setting up XR for mental disorder intervention. Typically, it was found that Oculus *head mount display* and VR headsets were common in such studies. Also, use of smartphones is a common technology used in setting up the XR environment. It was found that 14.12% (n = 12) of the studies included smartphones of different types in their studies. These hardware components (i.e. head mounts, smartphones and VR glasses) are increasingly popular in studies where gamification strategy was adopted. We further analyzed the most popular types of headsets and found that they are headphones, earbuds, and VR head mounts. The latter is a more advanced technology and a basic component in most XR studies. As reported in Table 7, there are nine different types of head mounts used in the 85 studies. HTC Vive and Samsung Gear VR was the most utilized head mount in setting up XR systems. These were found in 12 (14.12%) and 11 studies (12.94%) of the 85 studies. The next such head mount is the 3D VR glasses which were used in 7 studies (8.24%). In addition, the Oculus Go and Google VR Box were used in 3 studies (3.53%) each. Two articles reported to have used the Oculus Rift in their studies, while different types of VR simulators such as the Oculus CV1, a custom EEG cap with VR head display, and Windows MR headset (n = 1, 1.18%) each were also used.

Extended Reality for Anxiety and Depressive Disorders

We identified 14 types of mental healths in the 85 articles and illustrated the count of each condition shown in Figure 9. We observed that most of the XR studies are centered around anxiety and depression (n = 53, 62.35%). These include the use of XR for anxiety without depression in 52.94% (n = 43) of the studies. These include studies where the primary and secondary focus includes anxiety, and depression was not considered at all. We found that minimal attention (n = 4, 4.71%) was on depression wherein anxiety of any kind was not considered. Typically, 27.05% (n = 23) of the studies focused on just anxiety, while the remaining 30 studies (35.29%) combined anxiety with other mental disorders. Anxiety and depressive disorders sometimes have very ambiguous borderline definitions; thus, this scoping review is more focused on them. We further expatiate by looking into individual conditions like social anxiety disorder and generalized anxiety disorder which were found in 16.47% and 3.53% of the studies (n = 14, n = 3), respectively. This condition was combined with unclassified distress in some studies [67, 127]. From the overall articles included in this review, 13 studies (10.0%) were found to have applied XR technologies for phobic related mental health (fear disorders that is a clinical evaluation of anxiety).

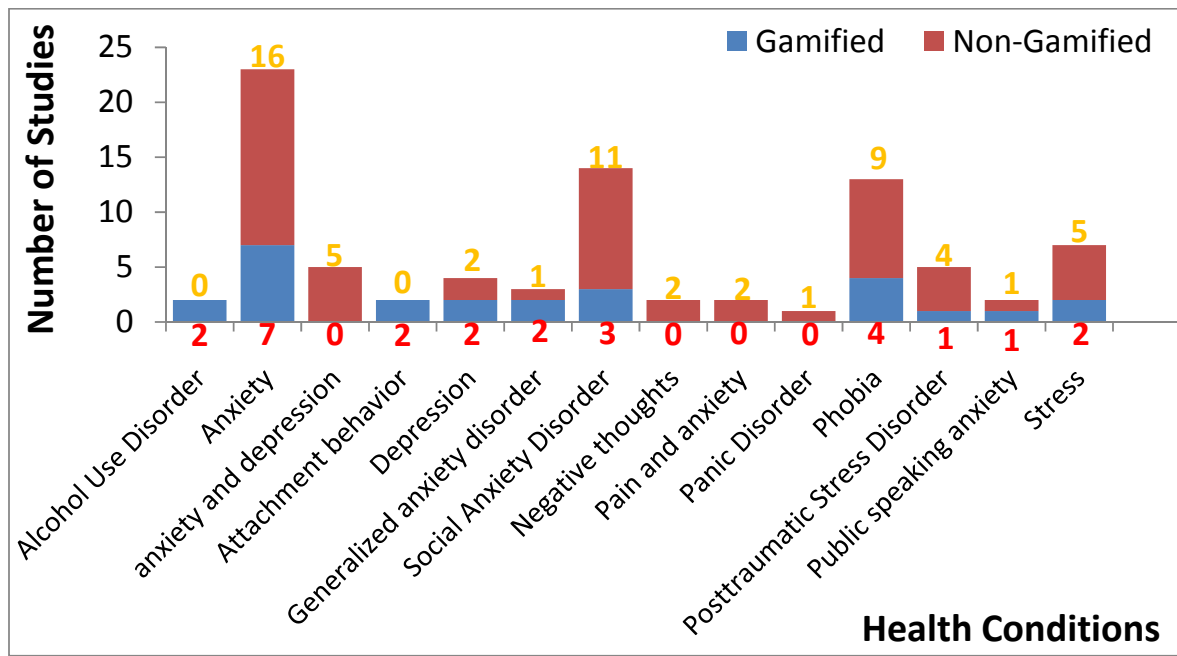


Figure 3. Number of studies per clinical condition

Adoption of XR for other mental disorders without anxiety or depression was also studied. For instance, physiological disorders such as emotion and stress issues were investigated. Amongst these, phobia of different kinds e.g. Acrophobia, Claustrophobia, Fear were investigate in 15.29% (n = 13) of the studies, where posttraumatic stress disorder was studied in five articles. The latter has a similar frequency as one of the top mental disorder (i.e. depression). We also found that negative thoughts and attachment behavior were investigated in 2.35% of the studies (n = 2) each. In contrast to Baghaei *et al.*'s [128] findings, we found that generalized anxiety disorder was investigated as specific clinical conditions in 3.53% (n = 3) studies. Beyond this, the other mental disorders were either found in only two studies (i.e., 2.35%) such as in the case of alcoholic use disorder, attention disorder, attachment behavior, negative thoughts, Pain and anxiety, and public speaking anxiety; or only in one study (i.e., 1.67%) as the case of panic disorder. Thus, XR technology is commonly used for evaluating anxiety disorders. Finally, this scoping study shows that XR-based evaluations are distinctly applied for anxiety and other mental disorders that exclude depression. A typical case includes the development of XR system for anxiety and phobia, as well as anxiety and psychiatric disorders [88, 129]. The benefits of XR for evaluation and management of mental disorder was identified in the articles that were reviewed. Recent studies show that VR yields same level of effectiveness as exposure-based therapy for reducing anxiety symptoms [130]. This section mostly uncovers the use of VR technology in anxiety; however, it shows that AR and MR have been recently emphasized as an add-on technology and not a substitute. It becomes clear that more studies are still needed for evaluating how AR and MR can singly improve mental health.

Discussion: Meta synthesis of the selected literature

In the last section, we focused on the demographics, technology, and study designs found in the existing XR systems used for mental disorder intervention. In this section, the effectiveness of the XR systems for anxiety and depression as top mental disorders are analysed as reported in the studies.

Effectiveness of XR technology for mental disorder intervention

Following the review of the literature included in this scoping study, it can be concluded that XR systems are commonly used for managing mental disorders. In this scoping review, we found that the technologies have been majorly used for evaluating anxiety and depression separately, in combination with each other or other common mental disorders. For the latter, the majority of the studies were targeted at cognitive and behavioral change, i.e. subjective care to improve patients' behavior and/or attitude. Also, it was

observed that of the XR technologies, VR-based systems are mostly used. For instance, it was shown in some studies [27, 78, 83] that VR could be effectively used to evaluate anxiety and depressive symptoms in patients with mental disorders. Similarly, Li & Luo [62] established that gamified XR can reduce depressive disorders through cognitive empathy and mutual understanding amongst patients and caregivers. Many studies reported that the XR systems help reduced the symptoms of the mental disorder focused. For instance, some authors [27, 42, 45] strongly indicated that using XR technology in psychotherapy process for reduced anxiety and depression in their subjects. Similarly, Niharika et al. [64] shows significant decrease in subjects' anxiety scores when using VR eyeglasses during dental treatment.

XR intervention is a safe noninvasive technique that does not require any previous education and training and has lasting effects. Referring to authors like McLay et al. [60], it was, however, seen that statistical significant differences between XR-based treatment method and the conventional approaches may not be a constant thing when applying XR systems for mental disorder interventions. In comparison to standard CBT, some authors [61, 74] improved the psychotherapy of depressive disorder in young adults by developing effective VR-enhanced personal construct therapy. Benjamin et al. [102], in the SoREAL study, investigated *in-vivo* group CBT and compared its effects with VR exposure CBT for patients diagnosed with social anxiety disorder. Similarly, some authors Shin et al. [108] & Donker et al. [44] investigated the efficacy of mobile-based VR-CBTs for panic and phobic interventions. The app-based XR interventions were effective for managing the disorder symptoms, and restoring subjects' autonomic nervous system. This demonstrates the validity of using XR systems as self-guided and cost-effective therapeutic approach. Taken together, these studies show that recent development of XR technologies is gaining traction for mental disorder evaluation and treatment. Thus, some researchers suggested that future XR interventions should consider providing multi-user experiences that can help increase social engagements for patients that are possibly confined due to disabilities. Thus, it can be concluded that virtual environments are as effective as exposure therapy for evaluating mental health. We found studies investigating if gamified XR is also effective for reducing acrophobia. The stimuli presented using AR indeed induce physiological alterations in the participants [44, 131].

Effectiveness of XR design factors on the outcomes of mental disorder interventions

Bras et al. [44] showed that AR and VR offer high levels of immersion and are optimal solutions for counteracting the effects of *in-vivo* exposure. Weerdmeester et al. [75] showed that, by engagement and cognitive biofeedback, gamified VR can reduce anxiety symptoms. Florian Grieger et al., investigate if XR-based interventions with multiple design factors can yield better results when used for intervention of mental disorders. In a random control trial study, authors found that personalized VRs aid a general positive shift in thoughts and emotions with increased relaxation and self-reflection. This shows that VR systems with multiple features such as personalization, immersion and focus, interaction design and embodiment, integration can enhance treatment outcome. Similarly, Karlo Miguel et al., developed a mobile VR-based system for promoting relaxation to reduce anxiety and alter stressful activities among class students. Studies conducted by Fuad et al. [92] & Traister [121] show that XR technology can significantly lower students' anxiety, and as well enhanced them psychologically and physiologically with a safe and risk-free therapeutic experience. The related studies [57, 58] focused their works mental stress management in teenagers and adolescents. Brivio et al. [40], compared the efficiencies of 360° panorama and computer-simulated prototype in generating XR sense of presence, emotions, and relaxation when treating mental disorders. Also, Johan Lundin et al. [99], investigated whether filming virtual environments with a low-cost 360-degree film camera to produce VR-CBT can offer a feasible and acceptable treatment for some kinds of phobia. These studies show that virtual reality exposure therapy can produce long-lasting benefits for the mental disorders consistent with research on a variety of forms of short-term cognitive behavioral therapy for social anxiety disorder. The results showed that treatment satisfaction was high and participants had significant improvement at 6-month follow-up with large effect sizes. In another study, Veling et al. [88] showed that VR relaxation induces positive affective states and

has short-term effects toward reducing psychiatric stress and anxiety symptoms disorder compared to standard relaxation exercises.

Limitations

XR-based systems are posed to have some unique advantages over traditional methods used for mental disorder management. Nevertheless, XR systems also have some limitations. Future developments should consider technological innovation and standardization of treatment options. The following limitations should be considered when interpreting the results of this review. The developed search strategy was limited to using PubMed, Google Scholar and the ACM Digital Library databases for efficient and accurate search results. This may have excluded qualified articles from other databases. We also found that the number of weeks of evaluation for 41 studies (48.24%) and the number of sessions for 23 studies (27.06%) were not specified in the selected articles. Thus, it is hard to assert the best number of weeks and number of sessions needed for validating the use of XR-based technology in mental disorder evaluation. This study identified different major methodological approaches and development tool used by studies. Another limitation of the study is the lack of scientific assessment of the quality of the publications that were included in the scoping review. Moreover, due to the large number of articles reviewed, there is a possibility of overlooking valid publications that might have met the inclusion criteria. Non-English articles were not included in this review either. Finally, considering the possibility of bias in the reported outcomes for many reasons including due to self-reporting and publishing bias that tend to favour papers with positive outcomes, the findings of this scoping review should be applied with caution especially regarding the effectiveness of XR-based intervention for mental disorder.

Conclusion and Future Work

Extended reality therapy has been widely used for a variety of mental health care. This scoping review investigated the adoption of XR in mental disorder, specifically, anxiety and depression. The review covered 85 studies which used different types of VR, AR, and MR technologies for mental disorder with a focus on anxiety and depression. The study uncovered that majority of reviewed articles reported a reduction in symptoms of anxiety or depression with the use of XR. Moreover, the studies adopted unique designs that are set up to monitor the signs of the mental health. The recorded signs can be used for formulating appropriate therapy. We also found that XR-based interventions have been shown to be effective approaches with a high level of users' acceptability in 18 mental health conditions. Although a considerable number of studies (n = 85) were included in this scoping review, some areas are still under-researched hence not well-represented in the reviewed studies. For instance, adoption of non-gamified strategies was found to have cut across 18 mental health conditions included in this review study. However, studies investigating pain and anxiety, negative thoughts, autoimmune disorder, and acquired brain injury did not employ any form of gamification strategies. This study was done to investigate the implementation and adoption levels of XR for mental health care delivery. Our study outputs indicate that many studies focused on anxiety either alone, or in combination with other conditions. Meanwhile, a limited number of studies found to solely focus on depression. In a previous study, Baghaei *et al.* [128] also showed that supporting people with depression in XR settings is an interesting area to explore for mental health care. As presented in *the Supplementary Materials*, only of the included studies carried out randomized controlled trials to study and compare the effectiveness of XR techniques. Thus, we recommend that future work should conduct controlled trials to investigate and compare the effectiveness of using XR-based intervention in mental health care and the benefits and costs of XR in the mental disorder management.

Acknowledgements

Nilufar Baghaei acknowledges the University of Queensland for the Startup Grant. Olatunji Omisore was supported by the Shenzhen Natural Science Foundation under the Grant #JCYJ20190812173205538. Rita Orji acknowledges funding support from the Canada Research Chairs (CRC) Program and the Natural Sciences and Engineering Research Council of Canada (NSERC) through the Discovery Grant.

Data sharing statements

The data used for this review study has been included as supplementary information files with the manuscript.

Conflicts of Interest

None declared.

Multimedia Appendices

Appendix 1: A summary of reviewed articles with extracted information

Appendix 2: The PRISMA checklist followed

References

1. Yaribeygi H., Y. Panahi, H. Sahraei, T. P. Johnston, and A. Sahebkar, The impact of stress on body function: A review, *EXCLI journal*, 2017, 16: p. 1057-1072.
2. Oyeboode O., C. Ndulue, A. Adib, D. Mulchandani, B. Suruliraj, F. A. Orji, C. T. Chambers, S. Meier, and R. Orji, Health, Psychosocial, and Social Issues Emanating From the COVID-19 Pandemic Based on Social Media Comments: Text Mining and Thematic Analysis Approach, *JMIR Med Inform*, 2021, 9(4): p. e22734.
3. Organization W. H. (2011). Global burden of mental disorders and the need for a comprehensive, coordinated response from health and social sectors at the country level. Retrieved from Geneva:
4. Whiteford H., A. Ferrari, and L. Degenhardt, Global Burden Of Disease Studies: Implications For Mental And Substance Use Disorders, *Health Aff (Millwood)*, 2016, 35(6): p. 1114-20.
5. Que J., L. Lu, and L. Shi, Development and challenges of mental health in China, *Gen Psychiatr*, 2019, 32(1): p. e100053.
6. Colizzi M., A. Lasalvia, and M. Ruggeri, Prevention and early intervention in youth mental health: is it time for a multidisciplinary and trans-diagnostic model for care?, *Int J Ment Health Syst*, 2020, 14: p. 23.
7. Organization W. H., Global burden of mental disorders and the need for a comprehensive, coordinated response from health and social sectors at the country level EB130/9 2012; Available from: https://apps.who.int/gb/ebwha/pdf_files/EB130/B130_9-en.pdf.
8. Organization W. H., Investing in treatment for depression and anxiety leads to fourfold return, 2016; Available from: <https://www.who.int/news/item/13-04-2016-investing-in-treatment-for-depression-and-anxiety-leads-to-fourfold-return>.
9. Liang D., V. M. Mays, and W. C. Hwang, Integrated mental health services in China: challenges and planning for the future, *Health Policy Plan*, 2018, 33(1): p. 107-122.
10. Meier S. M., M. Mattheisen, O. Mors, P. B. Mortensen, T. M. Laursen, and B. W. Penninx, Increased mortality among people with anxiety disorders: total population study, *The British journal of psychiatry : the journal of mental science*, 2016, 209(3): p. 216-221.
11. Bandelow B. and S. Michaelis, Epidemiology of anxiety disorders in the 21st century, *Dialogues in clinical neuroscience*, 2015, 17(3): p. 327-335.
12. Andrews G., C. Bell, P. Boyce, C. Gale, L. Lampe, O. Marwat, R. Rapee, and G. Wilkins, Royal Australian and New Zealand College of Psychiatrists clinical practice guidelines for the treatment of panic disorder, social anxiety disorder and generalised anxiety disorder, *Australian & New Zealand Journal of Psychiatry*, 2018, 52(12): p. 1109-1172.
13. Baghaei N. S., Lehan, Hlasnik, Andrej; Emanov, Konstantin; Hach, Sylvia; Naslund, John; Billingham, Mark; Khaliq, Imran; Liang, Hai-Ning, Designing Individualised Virtual Reality Applications for Supporting Depression: A Feasibility Study, . In *EICS '21: ACM SIGCHI Symposium on Engineering Interactive Computing Systems*, The Netherlands, 2021 of Conference, 8-11 June 2021, p.6–11.
14. Gautam M., A. Tripathi, D. Deshmukh, and M. Gaur, Cognitive Behavioral Therapy for Depression, *Indian journal of psychiatry*, 2020, 62(Suppl 2): p. S223-S229.
15. Joseph J. S. and M. J. Gray, Exposure therapy for posttraumatic stress disorder, *The Journal of Behavior Analysis of Offender and Victim Treatment and Prevention*, 2008, 1(4): p. 69-79.
16. Rothbaum B. O., L. Hodges, S. Smith, J. H. Lee, and L. Price, A controlled study of virtual reality exposure therapy for the fear of flying, *J Consult Clin Psychol*, 2000, 68(6): p. 1020-6.
17. Debra Boeldt, Elizabeth McMahon, Mimi McFaul, and W. Greenleaf, Using Virtual Reality Exposure Therapy to Enhance Treatment of Anxiety Disorders: Identifying Areas of Clinical Adoption and Potential Obstacles, *Frontiers in Psychiatry*, 2019, 10(773): p. 6.
18. Kjernisted K. and D. McIntosh, Venlafaxine extended release (XR) in the treatment of panic disorder, *Ther Clin Risk Manag*, 2007, 3(1): p. 59-69.
19. Lighthart S., G. Meynen, N. Biller-Andorno, T. Kooijmans, and P. Kellmeyer, Is Virtually Everything Possible? The Relevance of Ethics and Human Rights for Introducing Extended Reality in Forensic Psychiatry, *AJOB Neurosci*, 2021. 10.1080/21507740.2021.1898489: p. 1-14.
20. Andrews C., M. K. Southworth, J. N. A. Silva, and J. R. Silva, Extended Reality in Medical Practice, *Curr Treat Options Cardiovasc Med*, 2019, 21(4): p. 18.
21. Parveau M. and M. Adda, Toward a user-centric classification scheme for extended reality paradigms, *Journal of Ambient Intelligence and Humanized Computing*, 2020, 11(6): p. 2237-2249.
22. Woods J., The Impact of XR in Mental Health, 2020; Available from: <https://www.xrtoday.com/virtual-reality/the-impact-on-xr-in-mental-health/>.
23. Anderson P. L., S. M. Edwards, and J. R. Goodnight, Virtual Reality and Exposure Group Therapy for Social Anxiety Disorder: Results from a 4–6 Year Follow-Up, *Cognitive Therapy and Research*, 2017, 41(2): p. 230-236.

24. Zheng C. T. S. Y. Y. H. Z. W. J. C. a. L., The Effect of Augmented Reality and Virtual Reality on Inducing Anxiety for Exposure Therapy: A Comparison Using Heart Rate Variability, *Journal of Healthcare Engineering*, 2018, 2018(6357351): p. 8.
25. Chen A. J. L. F. C. C. B., Use of virtual reality games in people with depression and anxiety, *Proceedings of the 5th International Conference on Multimedia and Image Processing*, Nanjing, China, 2020 of Conference, p.169–174.
26. Amaral C. P., M. A. Simões, S. Mougá, J. Andrade, and M. Castelo-Branco, A novel Brain Computer Interface for classification of social joint attention in autism and comparison of 3 experimental setups: A feasibility study, *J Neurosci Methods*, 2017, 290: p. 105-115.
27. Appel L., E. Appel, O. Bogler, M. Wiseman, L. Cohen, N. Ein, H. B. Abrams, and J. L. Campos, Older Adults With Cognitive and/or Physical Impairments Can Benefit From Immersive Virtual Reality Experiences: A Feasibility Study, *Frontiers in Medicine*, 2020, 6.
28. Ong T., H. Wilczewski, S. R. Paige, H. Soni, B. M. Welch, and B. E. Bunnell, Extended Reality for Enhanced Telehealth During and Beyond COVID-19: Viewpoint, *JMIR serious games*, 2021, 9(3): p. e26520-e26520.
29. Morimoto T., T. Kobayashi, H. Hirata, K. Otani, M. Sugimoto, M. Tsukamoto, T. Yoshihara, M. Ueno, and M. Mawatari, XR (Extended Reality: Virtual Reality, Augmented Reality, Mixed Reality) Technology in Spine Medicine: Status Quo and Quo Vadis, *J Clin Med*, 2022, 11(2).
30. Eckert M., J. S. Volmerg, and C. M. Friedrich, Augmented Reality in Medicine: Systematic and Bibliographic Review, *JMIR Mhealth Uhealth*, 2019, 7(4): p. e10967.
31. Garcia-Palacios A., C. Botella, H. Hoffman, and S. Fabregat, Comparing acceptance and refusal rates of virtual reality exposure vs. in vivo exposure by patients with specific phobias, *Cyberpsychol Behav*, 2007, 10(5): p. 722-4.
32. Srivastava K., R. C. Das, and S. Chaudhury, Virtual reality applications in mental health: Challenges and perspectives, *Industrial psychiatry journal*, 2014, 23(2): p. 83-85.
33. Dechant M. J., S. Trimpl, C. Wolff, A. Mühlberger, and Y. Shiban, Potential of virtual reality as a diagnostic tool for social anxiety: A pilot study, *Comput. Hum. Behav.*, 2017, 76: p. 128-134.
34. Kamkuimo Kengne S. A., M. Fossaert, B. Girard, and B.-A. J. Menelas, Action-Centered Exposure Therapy (ACET): A New Approach to the Use of Virtual Reality to the Care of People with Post-Traumatic Stress Disorder, *Behavioral sciences (Basel, Switzerland)*, 2018, 8(8): p. 76.
35. Dick E., Balancing User Privacy and Innovation in Augmented and Virtual Reality, *INFORMATION TECHNOLOGY & INNOVATION FOUNDATION*, 2021: p. 1-28.
36. H; A. and O. M. L., Scoping studies: towards a methodological framework, *International Journal of Social Research Methodology*, 2005, 8(1): p. 14.
37. Bani Mohammad E. and M. Ahmad, Virtual reality as a distraction technique for pain and anxiety among patients with breast cancer: A randomized control trial, *Palliat Support Care*, 2019, 17(1): p. 29-34.
38. Bilgin P., K. Agres, N. Robinson, A. A. P. Wai, and C. Guan, A Comparative Study of Mental States in 2D and 3D Virtual Environments Using EEG, in *2019 IEEE International Conference on Systems, Man and Cybernetics (SMC)2019*, 6-9 Oct. 2019, p.2833-2838.
39. Björling E. A., R. Cicero, A. Sankar, and A. Sekar, Thought Disposal: Co-Designing a virtual interaction to reduce stress in teens, *Proceedings of the 18th ACM International Conference on Interaction Design and Children*, Boise, ID, USA, 2019 of Conference, p.562–567.
40. Brivio E., S. Serino, E. Negro Cousa, A. Zini, G. Riva, and G. De Leo, Virtual reality and 360° panorama technology: a media comparison to study changes in sense of presence, anxiety, and positive emotions, *Virtual Reality*, 2020: p. 1-9.
41. Chicchi Giglioli I. A., G. Pravettoni, D. L. Sutil Martín, E. Parra, and M. A. Raya, A Novel Integrating Virtual Reality Approach for the Assessment of the Attachment Behavioral System, *Front Psychol*, 2017, 8: p. 959.
42. Dehghan F., R. Jalali, and H. Bashiri, The effect of virtual reality technology on preoperative anxiety in children: a Solomon four-group randomized clinical trial, *Perioper Med (Lond)*, 2019, 8: p. 5.
43. Deppermann S., S. Notzon, A. Kroczeck, D. Rosenbaum, F. B. Haeussinger, J. Diemer, K. Domschke, A. J. Fallgatter, A. C. Ehlis, and P. Zwanzger, Functional co-activation within the prefrontal cortex supports the maintenance of behavioural performance in fear-relevant situations before an iTBS modulated virtual reality challenge in participants with spider phobia, *Behav Brain Res*, 2016, 307: p. 208-17.
44. Donker T., I. Cornelisz, C. van Klaveren, A. van Straten, P. Carlbring, P. Cuijpers, and J.-L. van Gelder, Effectiveness of Self-guided App-Based Virtual Reality Cognitive Behavior Therapy for Acrophobia: A Randomized Clinical Trial, *JAMA Psychiatry*, 2019, 76(7): p. 682-690.
45. Donker T., S. Van Esveld, N. Fischer, and A. Van Straten, 0Phobia - towards a virtual cure for acrophobia: study protocol for a randomized controlled trial, *Trials*, 2018, 19(1): p. 433.
46. Erin K., HongYeon-Ju, KimMin-Kyeong, J. Hoon, KyeongSungHyon, and KimJae-Jin, Effectiveness of self-training using the mobile-based virtual reality program in patients with social anxiety disorder, *Computers in Human Behavior*, 2017.
47. Fanger Y., K. Pfeuffer, U. Helmbrecht, and F. Alt, PIANX@ A Platform for Piano Players to Alleviate Music Performance Anxiety Using Mixed Reality, *19th International Conference on Mobile and Ubiquitous Multimedia*, 2020.
48. Gamito P., J. Oliveira, M. Matias, E. Cunha, R. Brito, P. F. Lopes, and A. Deus, Virtual Reality Cognitive Training Among Individuals With Alcohol Use Disorder Undergoing Residential Treatment: Pilot Randomized Controlled Trial, *J Med Internet Res*, 2021, 23(1): p. e18482.
49. Ghiță A., O. Hernández-Serrano, J. Fernández-Ruiz, M. Moreno, M. Monras, L. Ortega, S. Mondon, L. Teixidor, A. Gual, M. Gacto-Sanchez et al., Attentional Bias, Alcohol Craving, and Anxiety Implications of the Virtual Reality Cue-Exposure Therapy in Severe Alcohol Use Disorder: A Case Report, *Front Psychol*, 2021, 12: p. 543586.
50. Gold J. I., E. T. Annick, A. S. Lane, K. Ho, R. T. Marty, and J. C. Espinoza, "Doc McStuffsins: Doctor for a Day" Virtual Reality (DocVR) for Pediatric Preoperative Anxiety and Satisfaction: Pediatric Medical Technology Feasibility Study, *J Med Internet Res*, 2021, 23(4): p. e25504.
51. Hong Y. J., H. E. Kim, Y. H. Jung, S. Kyeong, and J. J. Kim, Usefulness of the Mobile Virtual Reality Self-Training for Overcoming a Fear of Heights, *Cyberpsychol Behav Soc Netw*, 2017, 20(12): p. 753-761.

52. Hur J. W., H. Shin, D. Jung, H. J. Lee, S. Lee, G. J. Kim, C. Y. Cho, S. Choi, S. M. Lee, and C. H. Cho, Virtual Reality-Based Psychotherapy in Social Anxiety Disorder: fMRI Study Using a Self-Referential Task, *JMIR Ment Health*, 2021, 8(4): p. e25731.
53. Inozu M., U. Celikcan, E. Trak, E. Üzümcü, and H. Nergiz, Assessment of virtual reality as an anxiety and disgust provoking tool: The use of VR exposure in individuals with high contamination fear, *Journal of psychosocial research*, 2021, 15.
54. Jeong H. S., J. H. Lee, H. E. Kim, and J. J. Kim, Appropriate Number of Treatment Sessions in Virtual Reality-Based Individual Cognitive Behavioral Therapy for Social Anxiety Disorder, *J Clin Med*, 2021, 10(5).
55. Kothgassner O. D., A. Felhofer, H. Hlavacs, L. Beutl, R. Palme, I. Kryspin-Exner, and L. M. Glenk, Salivary cortisol and cardiovascular reactivity to a public speaking task in a virtual and real-life environment, *Comput. Hum. Behav.*, 2016, 62(C): p. 124–135.
56. Levy F., P. Lebouche, G. Rautureau, and R. Jouvent, E-virtual reality exposure therapy in acrophobia: A pilot study, *J Telemed Telecare*, 2016, 22(4): p. 215-20.
57. Liszto S., O. Basu, and M. Masuch, A Universe Inside the MRI Scanner: An In-Bore Virtual Reality Game for Children to Reduce Anxiety and Stress, *Proceedings of the Annual Symposium on Computer-Human Interaction in Play*, 2020.
58. Liszto S. and M. Masuch, Virtual Reality MRI: Playful Reduction of Children's Anxiety in MRI Exams, *Proceedings of the 2017 Conference on Interaction Design and Children*, Stanford, California, USA, 2017 of Conference, p.127–136.
59. McInerney J., P. Brown, J. C. Bird, A. Nickless, G. Brown, and D. Freeman, Does raising heart rate prior to a behavioural test enhance learning in cognitive therapy for anxiety? An experimental test for the treatment of fear of heights using virtual reality, *Behav Res Ther*, 2021, 144: p. 103928.
60. McLay R. N., A. Baird, J. Webb-Murphy, W. Deal, L. Tran, H. Anson, W. Klam, and S. Johnston, A Randomized, Head-to-Head Study of Virtual Reality Exposure Therapy for Posttraumatic Stress Disorder, *Cyberpsychol Behav Soc Netw*, 2017, 20(4): p. 218-224.
61. Montesano A., J. C. Medina, C. Paz, H. García-Mieres, N. Niño-Robles, E. García-Grau, J. C. Crespillo, A. García-Gutiérrez, M. Alabèrnia-Segura, and G. Feixas, Does virtual reality increase the efficacy of psychotherapy for young adults with mild-to-moderate depression? A study protocol for a multicenter randomized clinical trial, *Trials*, 2021, 22(1): p. 916.
62. Kim S. M. J.-g. M. C.-H. C. G. J., Effects of Immersive Virtual Reality Content Type to Mindfulness and Physiological Parameters, in *Proceedings of the 26th ACM Symposium on Virtual Reality Software and Technology2020*, p.1-9.
63. Roudsari N. K. M. B. M. M. A. A. B., Efficacy of Virtual Reality Based Worry Exposure Therapy on the Anxiety Severity and Worry in Generalized Anxiety Disorder, *Keshavarz*, 2021, 9(2).
64. Niharika P. N. V. R., P. Srujana, K. Srikanth, V. Daneswari, and K. S. Geetha Effects of distraction using virtual reality technology on pain perception and anxiety levels in children during pulp therapy of primary molars, *J of Indian Soc Pedod Prev Dent*, 2018, 36(4): p. 364-369.
65. Rahani V. K., A. Vard, and M. Najafi, Claustrophobia Game: Design and Development of a New Virtual Reality Game for Treatment of Claustrophobia, *Journal of medical signals and sensors*, 2018, 8(4): p. 231-237.
66. Shimizu S., N. Jincho, and H. Kikuchi, Influence of Interactive Questions on the Sense of Presence and Anxiety in a Virtual-reality Job-interview Simulation, *Proceedings of the 2019 3rd International Conference on Virtual and Augmented Reality Simulations*, 2019.
67. Sigurvinsdottir R., K. Soring, K. Kristinsdottir, S. G. Halfdanarson, K. R. Johannsdottir, H. H. Vilhjalmsón, and H. B. Valdimarsdottir, Social Anxiety, Fear of Negative Evaluation, and Distress in a Virtual Reality Environment, *Behaviour Change*, 2021, 38(2): p. 109-118.
68. Stupar-Rutenfrans S., L. E. H. Ketelaars, and M. S. van Gisbergen, Beat the Fear of Public Speaking: Mobile 360° Video Virtual Reality Exposure Training in Home Environment Reduces Public Speaking Anxiety, *Cyberpsychol Behav Soc Netw*, 2017, 20(10): p. 624-633.
69. Tadayon R., C. Gupta, D. Crews, and T. McDaniel, Do Trait Anxiety Scores Reveal Information About Our Response to Anxious Situations? A Psycho-Physiological VR Study, *Proceedings of the 4th International Workshop on Multimedia for Personal Health & Health Care*, Nice, France, 2019 of Conference, p.16–23.
70. Brinkman T. M. L. M. A. N. R. B. B. K. W.-P., A Therapy System for Post-Traumatic Stress Disorder Using a Virtual Agent and Virtual Storytelling to Reconstruct Traumatic Memories, *Journal of medical systems*, 2017, 41(8).
71. Reyns T. D. H. F. P. B. L. E. S. G. E., Olfactory Virtual Reality (OVR) for Wellbeing and Reduction of Stress, Anxiety and Pain, *Journal of Medical Research and Health Sciences*, 2021, 4(3): p. 10.
72. Trahan M. H., R. H. Morley, E. E. Nason, N. Rodrigues, L. Huerta, and V. Metsis, Virtual Reality Exposure Simulation for Student Veteran Social Anxiety and PTSD: A Case Study, *Clin Soc Work J*, 2021. 10.1007/s10615-020-00784-7: p. 1-11.
73. Philip v. t. W.-F. M. M. T. S. V. C. L. B. D. G. N. S., Combined transcranial direct current stimulation with virtual reality exposure for posttraumatic stress disorder: Feasibility and pilot results, *Brain Stimul*, 2019, 12(1): p. 3.
74. Voinescu A., K. Petrini, D. Stanton Fraser, R.-A. Lazarovicz, I. Papavă, L. A. Fodor, and D. David, The effectiveness of a virtual reality attention task to predict depression and anxiety in comparison with current clinical measures, *Virtual Reality*, 2021. 10.1007/s10055-021-00520-7.
75. Granic W. J. M. M. v. R. D. F. M. R. C. M. E. E. I., A randomized controlled trial assessing the efficacy of a virtual reality biofeedback video game: Anxiety outcomes and appraisal processes, *Technology, Mind, and Behavior*, 2021.
76. Liao Y. Y., H. Y. Tseng, Y. J. Lin, C. J. Wang, and W. C. Hsu, Using virtual reality-based training to improve cognitive function, instrumental activities of daily living and neural efficiency in older adults with mild cognitive impairment, *Eur J Phys Rehabil Med*, 2020, 56(1): p. 47-57.
77. Gao; Z. Z. B. Q. Y. X. Y. J. B., The Effect of Hyperbaric Oxygen Combined with Virtual Reality Training on Oxidative Stress Indicators and Inflammatory Factors of Swimming Athletes Suffering from Depression, *Journal of Healthcare Engineering*, 2021: p. p. 6645515.
78. Zhimeng Wang J. A., Yufan Zhao, Ziyi Wang, Yue Yu, Ting Jiang, Jianping Wu, The Effect of Restorative Environment and Presence Based on Virtual Reality for Anxiety and Depression, *Advances in Usability, User Experience, Wearable and Assistive Technology ed*, 2021: Springer International Publishing.

79. Bentz D., N. Wang, M. K. Ibach, N. S. Schickltanz, A. Zimmer, A. Papassotiropoulos, and D. J. F. de Quervain, Effectiveness of a stand-alone, smartphone-based virtual reality exposure app to reduce fear of heights in real-life: a randomized trial, *NPJ Digit Med*, 2021, 4(1): p. 16.
80. Zimmer A., N. Wang, M. K. Ibach, B. Fehlmann, N. S. Schickltanz, D. Bentz, T. Michael, A. Papassotiropoulos, and D. J. F. de Quervain, Effectiveness of a smartphone-based, augmented reality exposure app to reduce fear of spiders in real-life: A randomized controlled trial, *J Anxiety Disord*, 2021, 82: p. 102442.
81. Freeman D., P. Haselton, J. Freeman, B. Spanlang, S. Kishore, E. Albery, M. Denne, P. Brown, M. Slater, and A. Nickless, Automated psychological therapy using immersive virtual reality for treatment of fear of heights: a single-blind, parallel-group, randomised controlled trial, *Lancet Psychiatry*, 2018, 5(8): p. 625-632.
82. Kaussner Y., A. M. Kuraszkiwicz, S. Schoch, P. Markel, S. Hoffmann, R. Baur-Streubel, R. Kenntner-Mabiala, and P. Pauli, Treating patients with driving phobia by virtual reality exposure therapy - a pilot study, *PLoS One*, 2020, 15(1): p. e0226937.
83. Li H., W. Dong, Z. Wang, N. Chen, J. Wu, G. Wang, and T. Jiang, Effect of a Virtual Reality-Based Restorative Environment on the Emotional and Cognitive Recovery of Individuals with Mild-to-Moderate Anxiety and Depression, *Int J Environ Res Public Health*, 2021, 18(17).
84. Miloff A., P. Lindner, P. Dafgård, S. Deak, M. Garke, W. Hamilton, J. Heinsoo, G. Kristoffersson, J. Rafi, K. Sindemark *et al.*, Automated virtual reality exposure therapy for spider phobia vs. in-vivo one-session treatment: A randomized non-inferiority trial, *Behav Res Ther*, 2019, 118: p. 130-140.
85. Reeves R., A. Elliott, D. Curran, K. Dyer, and D. Hanna, 360° Video virtual reality exposure therapy for public speaking anxiety: A randomized controlled trial, *J Anxiety Disord*, 2021, 83: p. 102451.
86. Shulman G. P., B. E. Buck, G. A. Gahm, G. M. Reger, and A. M. Norr, Effectiveness of the Intent to Complete and Intent to Attend Intervention to Predict and Prevent Posttraumatic Stress Disorder Treatment Drop Out Among Soldiers, *J Trauma Stress*, 2019, 32(5): p. 784-790.
87. Szczepańska-Gieracha J., B. Cieślík, A. Serweta, and K. Klajs, Virtual Therapeutic Garden: A Promising Method Supporting the Treatment of Depressive Symptoms in Late-Life: A Randomized Pilot Study, *J Clin Med*, 2021, 10(9).
88. Veling W., B. Lestestuiver, M. Jongma, H. J. R. Hoenders, and C. van Driel, Virtual Reality Relaxation for Patients With a Psychiatric Disorder: Crossover Randomized Controlled Trial, *J Med Internet Res*, 2021, 23(1): p. e17233.
89. Dias G. M. A. B. I. K. D. M. J., LINA - A Social Augmented Reality Game around Mental Health, Supporting Real-world Connection and Sense of Belonging for Early Adolescents, *Proceedings of the ACM on Human-Computer Interaction*, 2022, 6(CHI PLAY): p. 21.
90. Bellinger D. W., Kristin; Rohde, Anna; Schuppert, Maria; Störk, Stefan; Flohr-Jost, Michael; Gall, Dominik; Pauli, Paul; Deckert, Jürgen; Herrmann, Martin J.; Erhardt-Lehmann, Angelika, The application of virtual reality exposure versus relaxation training in music performance anxiety: a randomized controlled study, *BMC Psychiatry*, 2023, 23(1): p. 1.
91. Turoń-Skrzypińska A. T., Natalia; Mosiejczuk, Hanna; Ryl, Aleksandra; Szylńska, Aleksandra; Marchelek-Mysliwiec, Małgorzata; Ciechanowski, Kazimierz; Nagay, Radosław; Rotter, Iwona, Impact of virtual reality exercises on anxiety and depression in hemodialysis, *Scientific Reports*, 2023, 13(1).
92. El-Qirem F. A. M., Malakeh. Z.; Bani Salameh, Ayman. K.; Ali, Raed; Alsswey, Ahmed, Effect of virtual reality therapy on stress and anxiety symptoms, and physiological measures among University students: an experimental study in Jordan, *Current Psychology*, 2023, 42(22).
93. Kim M. K., H. Eom, J. H. Kwon, S. Kyeong, and J. J. Kim, Neural effects of a short-term virtual reality self-training program to reduce social anxiety, *Psychol Med*, 2022, 52(7): p. 1296-1305.
94. Li Q. and H. Sui, Application of the perspective based on virtual reality technology to relieve anxiety in practice, *Proceedings of the 2022 6th International Conference on Electronic Information Technology and Computer Engineering*, Xiamen, China, 2023 of Conference, p.870-874.
95. Bernaerts S., B. Bonroy, J. Daems, R. Sels, D. Struyf, I. Gies, and W. van de Veerdonk, Virtual Reality for Distraction and Relaxation in a Pediatric Hospital Setting: An Interventional Study With a Mixed-Methods Design, *Front Digit Health*, 2022, 4: p. 866119.
96. Popa C. O., F. A. Sava, S. Muresan, A. Schenk, C. M. Cojocaru, L. M. Muntean, and P. Olah, Standard CBT versus integrative and multimodal CBT assisted by virtual-reality for generalized anxiety disorder, *Front Psychol*, 2022, 13: p. 1008981.
97. Colombo D., C. Suso-Ribera, I. Ortigosa-Beltrán, J. Fernández-Álvarez, A. García-Palacios, and C. Botella, Behavioral Activation through Virtual Reality for Depression: A Single Case Experimental Design with Multiple Baselines, *J Clin Med*, 2022, 11(5).
98. Camacho-Conde J. A., L. Legarra, V. M. Bolinches, P. Cano, M. Guasch, M. Llanos-Torres, V. Serret, M. Mejías, and G. Climent, Assessment of Attentional Processes in Patients with Anxiety-Depressive Disorders Using Virtual Reality, *J Pers Med*, 2021, 11(12).
99. Lundin J., A. Lundström, J. Gulliksen, J. Blendulf, K. Ejebj, H. Nyman, D. Björkander, and E. Hedman-Lagerlöf, Using 360-degree videos for virtual reality exposure in CBT for panic disorder with agoraphobia: a feasibility study, *Behav Cogn Psychother*, 2022, 50(2): p. 158-170.
100. Tan J., L. Kannis-Dymand, and C. Jones, Examining the potential of VR program Tilt Brush in reducing anxiety, *Virtual Real*, 2022. 10.1007/s10055-022-00711-w: p. 1-13.
101. Modrego-Alarcón M., Y. López-Del-Hoyo, J. García-Campayo, A. Pérez-Aranda, M. Navarro-Gil, M. Beltrán-Ruiz, H. Morillo, I. Delgado-Suarez, R. Oliván-Arévalo, and J. Montero-Marin, Efficacy of a mindfulness-based programme with and without virtual reality support to reduce stress in university students: A randomized controlled trial, *Behav Res Ther*, 2021, 142: p. 103866.
102. Arnfred B., P. Bang, C. Hjorthøj, C. W. Christensen, K. Stengaard Moeller, M. Hvenegaard, L. Agerskov, U. Krog Gausboel, D. Soe, P. Wiborg *et al.*, Group cognitive behavioural therapy with virtual reality exposure versus group cognitive behavioural therapy with in vivo exposure for social anxiety disorder and agoraphobia: a protocol for a randomised clinical trial, *BMJ Open*, 2022, 12(2): p. e051147.

103. Binder F. P., D. Pöhlchen, P. Zwanzger, and V. I. Spoormaker, Facing Your Fear in Immersive Virtual Reality: Avoidance Behavior in Specific Phobia, *Front Behav Neurosci*, 2022, 16: p. 827673.
104. Hildebrand A. S., K. Roesmann, J. Planert, A. Machulska, E. Otto, and T. Klucken, Self-guided virtual reality therapy for social anxiety disorder: a study protocol for a randomized controlled trial, *Trials*, 2022, 23(1): p. 395.
105. Harrison K., E. Potts, A. C. King, and R. Braun-Trocchio, The Effectiveness of Virtual Reality on Anxiety and Performance in Female Soccer Players, *Sports (Basel)*, 2021, 9(12).
106. Toffolo M. B. J., J. R. Fehribach, C. van Klaveren, I. Cornelisz, A. van Straten, J. L. van Gelder, and T. Donker, Automated app-based augmented reality cognitive behavioral therapy for spider phobia: Study protocol for a randomized controlled trial, *PLoS One*, 2022, 17(7): p. e0271175.
107. Rubin M., K. Muller, M. M. Hayhoe, and M. J. Telch, Attention guidance augmentation of virtual reality exposure therapy for social anxiety disorder: a pilot randomized controlled trial, *Cogn Behav Ther*, 2022, 51(5): p. 371-387.
108. Shin B., J. Oh, B. H. Kim, H. E. Kim, S. Kim, and J. J. Kim, Effectiveness of Self-Guided Virtual Reality-Based Cognitive Behavioral Therapy for Panic Disorder: Randomized Controlled Trial, *JMIR Ment Health*, 2021, 8(11): p. e30590.
109. Na H., S. Park, and S. Y. Dong, Mixed Reality-Based Interaction between Human and Virtual Cat for Mental Stress Management, *Sensors (Basel)*, 2022, 22(3).
110. Estrella-Juarez F., M. Requena-Mullor, J. Garcia-Gonzalez, A. Lopez-Villen, and R. Alarcon-Rodriguez, Effect of Virtual Reality and Music Therapy on the Physiologic Parameters of Pregnant Women and Fetuses and on Anxiety Levels: A Randomized Controlled Trial, *J Midwifery Womens Health*, 2023, 68(1): p. 35-43.
111. Donker T., J. R. Fehribach, C. van Klaveren, I. Cornelisz, M. B. J. Toffolo, A. van Straten, and J. L. van Gelder, Automated mobile virtual reality cognitive behavior therapy for aviophobia in a natural setting: a randomized controlled trial, *Psychol Med*, 2023, 53(13): p. 6232-6241.
112. Wei S., D. Freeman, and A. Rovira, A randomised controlled test of emotional attributes of a virtual coach within a virtual reality (VR) mental health treatment, *Sci Rep*, 2023, 13(1): p. 11517.
113. Orr E., T. Arbel, M. Levy, Y. Sela, O. Weissberger, O. Liran, and J. Lewis, Virtual reality in the management of stress and anxiety disorders: A retrospective analysis of 61 people treated in the metaverse, *Heliyon*, 2023, 9(7): p. e17870.
114. Zeka F., L. Clemmensen, B. T. Arnfred, M. Nordentoft, and L. B. Glenthøj, Examination of gaze behaviour in social anxiety disorder using a virtual reality eye-tracking paradigm: protocol for a case-control study, *BMJ Open*, 2023, 13(8): p. e071927.
115. Bond J., A. Kenny, V. Pinfold, L. Couperthwaite, T. Kabir, M. Larkin, A. Beckley, L. Rosebrock, S. Lambe, D. Freeman *et al.*, A Safe Place to Learn: Peer Research Qualitative Investigation of gameChange Virtual Reality Therapy, *JMIR Serious Games*, 2023, 11: p. e38065.
116. Lacey C., C. Frampton, and B. Beaglehole, oVRcome - Self-guided virtual reality for specific phobias: A randomised controlled trial, *Aust N Z J Psychiatry*, 2023, 57(5): p. 736-744.
117. Levy A. N., V. Nittas, and T. B. Wray, Patient Perceptions of In Vivo Versus Virtual Reality Exposures for the Treatment of Anxiety Disorders: Cross-Sectional Survey Study, *JMIR Form Res*, 2023, 7: p. e47443.
118. Pan J. Y., Internet-Based Cognitive Behavioral Therapy and Virtual Reality Exposure Therapy for Social Anxiety Disorder: Protocol for a Randomized Controlled Trial in Hong Kong, *JMIR Res Protoc*, 2023, 12: p. e48437.
119. Cinalioglu K., P. Lavin, M. Bein, M. Lesage, J. Gruber, J. Se, S. Bukhari, N. Sasi, H. Noble, M. Andree-Bruneau *et al.*, Effects of virtual reality guided meditation in older adults: the protocol of a pilot randomized controlled trial, *Front Psychol*, 2023, 14: p. 1083219.
120. Xia Y., Z. Ding, and Y. Gan, Gamification App Design Based on Augmented Reality Technique for Depression Rehabilitation, in, *Cham*, 2023, p.68-76.
121. Traister T. A.-A., Virtual Reality Simulation's Influence on Nursing Students' Anxiety and Communication Skills With Anxious Patients: A Pilot Study, *Clinical Simulation in Nursing*, 2023, 82.
122. Panchal; N., R. Kamal;, C. Cox;, and R. Garfield, The Implications of COVID-19 for Mental Health and Substance Use, *Coronavirus (COVID-19)*, 2021.
123. Organization W. H., Mental Health and COVID-19: Early evidence of the pandemic's impact, *Scientific brief*: p. 11.
124. Pfefferbaum B. and C. S. North, Mental health and the Covid-19 pandemic, *New England Journal of Medicine*, 2020, 383(6): p. 510-512.
125. Radianti J., T. A. Majchrzak, J. Fromm, and I. Wohlgenannt, A systematic review of immersive virtual reality applications for higher education: Design elements, lessons learned, and research agenda, *Computers & Education*, 2020, 147: p. 103778.
126. Bell I. H., J. Nicholas, M. Alvarez-Jimenez, A. Thompson, and L. Valmaggia, Virtual reality as a clinical tool in mental health research and practice Dialogues in clinical neuroscience, 2020, 22(2): p. 169-177.
127. Krupić D., B. Žuro, and P. J. Corr, Anxiety and threat magnification in subjective and physiological responses of fear of heights induced by virtual reality, *Personality and Individual Differences*, 2021, 169: p. 109720.
128. Nilufar Baghaei V. C., Andrej Hlasnik, Lehan Stemmet, Hai-Ning Liang, Richard Porter, Virtual Reality for Supporting the Treatment of Depression and Anxiety: Scoping Review, *JMIR Ment Health* 2021, 8(9): p. 20.
129. Boeldt D., E. McMahon, M. McFaul, and W. Greenleaf, Using Virtual Reality Exposure Therapy to Enhance Treatment of Anxiety Disorders: Identifying Areas of Clinical Adoption and Potential Obstacles, *Frontiers in psychiatry*, 2019, 10: p. 773-773.
130. Liu Z., L. Ren, C. Xiao, K. Zhang, and P. Demian, Virtual Reality Aided Therapy towards Health 4.0: A Two-Decade Bibliometric Analysis, *International Journal of Environmental Research and Public Health*, 2022, 19(3): p. 1525.
131. Brás S., S. C. Soares, T. Cruz, T. Magalhães, B. Marques, C. Dantas, N. Fernandes, and J. M. Fernandes, The feasibility of an augmented reality system to study the psychophysiological correlates of fear-related responses, *Brain and behavior*, 2018, 8(9): p. e01084-e01084.