

# Variational Quantum Pulse Learning

Zhiding Liang<sup>\*†</sup>, Hanrui Wang<sup>\*§</sup>, Jinglei Cheng<sup>¶</sup>, Yongshan Ding<sup>‡</sup>, Hang Ren<sup>◊</sup>, Xuehai Qian<sup>¶</sup>,  
Song Han<sup>§</sup>, Weiwen Jiang<sup>‡§</sup>, Yiyu Shi<sup>†</sup>

<sup>†</sup>Department of Computer Science and Engineering, University of Notre Dame, IN, USA.

<sup>§</sup>Electrical Engineering & Computer Science Department, Massachusetts Institute of Technology, MA, USA.

<sup>¶</sup>Ming Hsieh Department of Electrical Engineering, University of Southern California, CA, USA.

<sup>‡</sup>Department of Computer Science, Yale University, CT, USA.

<sup>◊</sup>Department of Electrical and Computer Engineering, George Mason University, VA, USA.

<sup>§</sup>Quantum Science and Engineering Center, George Mason University, VA, USA.

<sup>◊</sup>Department of Physics, University of California, Berkeley, CA, USA.

\*These authors contributed to the work equally and should be regarded as co-first authors.

Corresponding authors: zliang5@nd.edu, hanrui@mit.edu

**Abstract**—Quantum computing is among the most promising emerging techniques to solve problems that are computationally intractable on classical hardware. A large body of existing works focus on using variational quantum algorithms on the gate level for machine learning tasks, such as the variational quantum circuit (VQC). However, VQC has limited flexibility and expressibility due to limited number of parameters, e.g. only one parameter can be trained in one rotation gate. On the other hand, we observe that quantum pulses are lower than quantum gates in the stack of quantum computing and offers more control parameters. Inspired by the promising performance of VQC, in this paper we propose variational quantum pulses (VQP), a novel paradigm to *directly train quantum pulses* for learning tasks. The proposed method manipulates variational quantum pulses by pulling and pushing the amplitudes of pulses in an optimization framework. Similar to variational quantum algorithms, our framework to train pulses maintains the robustness to noise on Noisy Intermediate-Scale Quantum (NISQ) computers. In an example task of binary classification, VQP learning achieves 30% and 40% higher accuracy compared with VQC learning on the qiskit noise simulator (FakeMachines) and ibmq-jakarta, respectively, demonstrating its effectiveness and feasibility. Stability for VQP to obtain reliable results has also been verified in the presence of noise.

**Index Terms**—Variational Quantum Circuit, Quantum Computing, Quantum Machine Learning, Variational Quantum Pulse, Quantum Optimal Control

## I. INTRODUCTION

Quantum computing has the properties of superposition and entanglement, which grants quantum speedup for certain problems [2, 8, 10]. Compared with classical computing, exponential speedup has been demonstrated in areas such as quantum chemistry [21, 6], finance [9], and machine learning [11, 29, 12]. Therefore, quantum computing has been considered among the best candidates for solving some complex computational problems that cannot be solved by classical computers. In recent decades, technologies such as superconducting transmon that support quantum computers have evolved substantially. Google released Sycamore [3] in 2019 and claimed to achieve quantum supremacy, which sampled a circuit with 53 quantum bits (qubits), and the distribution is difficult for a classical computer to simulate in principle. IBM also released a 127-qubit quantum computer at the end

of 2021. It is probable that quantum computers with around 1,000 qubits can be manufactured in the coming decade.

The workflow to run programs on quantum hardware can be divided into two subsequent steps. Firstly, the quantum programs are synthesized and compiled into quantum gates. When the programs are sent to the real quantum hardware, the quantum gates will be transformed into quantum pulses with a look-up table. For currently available superconducting quantum computers, the final control signals are in the form of microwave pulses. A major focus of quantum programs today is the variational quantum algorithm, especially for machine learning tasks, such as RobustQNN [28] and QuantumFlow [11], which uses a classical optimizer to train a parametrized quantum circuit.

Most of the variational quantum algorithms manipulate the parameters at the gate level. For example, quantum neural networks (QNN) encode the input data [27, 26] and perform machine learning tasks on a quantum computer by building and training parametric quantum gate networks. Some state-of-the-art QNNs obtain high accuracy on several classical datasets to demonstrate potential advantage [27]. Robust QNNs have also been proposed to mitigate the high noise in NISQ quantum computer [16]. Decent accuracy has been demonstrated even in presence of noise [28]. Some recent work tackles the quantum problem with machine learning. For example, reinforcement learning is adopted to find optimal parameters at the circuit level [19].

However, variational quantum gates have limited flexibility. A controlled rotation gate comes with only one parameter that can be trained. As pointed out by [24], the expressibility and entangling capability of parameterized quantum circuits are mainly affected by the number of parameters. Pulses-level operations, being lower than gate level in the stack of quantum computing, can provide finer controls and thus granting more flexible manipulation of internal parameters. Therefore, we contemplate that the increased parameters at the pulse level will give us advantages during the training process while maintaining the circuit latency. We term such a novel paradigm as *variational quantum pulse (VQP) learning*, which though intuitively appealing is in the uncharted territory. Note

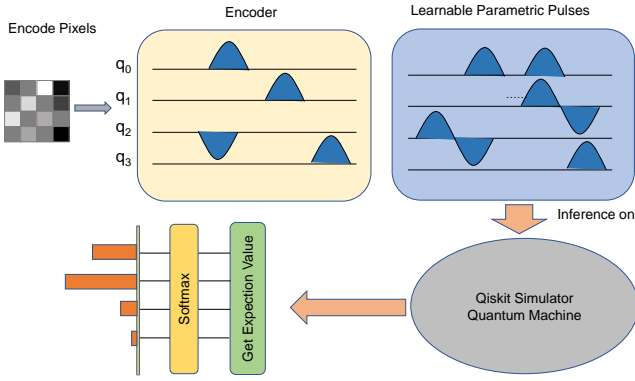


Fig. 1: Conceptual illustration of VQP for QML tasks.

that a seemingly relevant study is on algorithms to generate pulses to manipulate the qubits [15, 14, 5, 20, 22, 25]. Our goal is fundamentally different. We are not interested in the effective ways to generate pulses, but rather making various pulse parameters learnable for machine learning tasks.

The architecture of VQP learning can be divided into three parts. The first part is to split the traditional QNN into the encoding circuit and trainable circuit (VQC). The encoding circuit is converted into pulse schedule and saved for later use. Then, the trainable circuit is also converted into pulse schedule. But the amplitudes are extracted from the pulse schedule. These amplitudes are the parameters that will be updated in the training process. The second part is to use an optimization framework to iteratively update the amplitudes with the target to minimize the error of classification tasks. The third part is to reconstruct the pulses with group of amplitudes obtained from optimization. Then, the trained VQP can be used for inference tasks. The major contributions of this work can be described as follow:

- This is the first work that verifies the trainability of VQP for machine learning tasks. We train VQP for binary classification tasks and obtain stable results in noisy environments.
- Comparing the results of VQC learning and VQP learning for the same tasks demonstrates the advantages of VQP and sheds light on why VQP learning are more promising.

The paper is organized as follows. Section I briefly introduces the background for VQP. Section II introduces the motivation of this work, gives a definition of VQP, and discusses the possible advantages of VQP learning. Section III-A proposes a framework for VQP learning, describes the components of the framework and the optimization methods. Section IV unfolds the experimental results that validate the idea of VQP. Section V discusses the purpose of extracting pulse amplitudes from the pulse, Section VI concludes the paper with a perspective of the future of VQP learning.

## II. BACKGROUND AND MOTIVATION

Our idea mainly comes from the usage of the VQC for the machine learning tasks. VQC enables quantum gates to

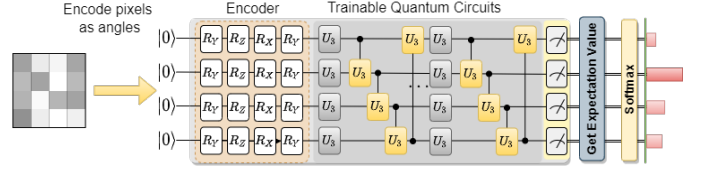


Fig. 2: An example QNN that uses VQC for QML tasks.

be parameterized [13], such as assigning a value to the angle of a rotation gate, thus making the quantum circuit trainable. The training parameter is actually the angle of the rotation gate, which can also be understood as phase shift training. More specifically, a variational quantum state  $|\psi(x, \theta)\rangle = \Phi(x, \theta)|0\dots0\rangle$  is prepared by parameterizing the quantum circuit, where  $x$  is the input data,  $\theta$  is a set of free variables for training, and  $\Phi()$  is parameterized quantum circuit. Usually, the VQC is trained by quantum-classical co-optimization to find the optimal set of parameters for the circuit. Quantum neural network (QNN) is a quantum machine learning model that uses VQC to encode features on the input data and then performs complex-valued linear transformations. For image classification tasks, it is necessary to first form a quantum encoding circuit by encoding pixels to several rotation gates, and then use VQC to compute and process the information passed to it. After the computation, we measure the qubits based on the Z-axis and get expectation values, and then calculate the corresponding probability, which is already a digital number because the measurement carries out the transformation from quantum state to classical data. VQC and QNN have great potential for applications in quantum machine learning (QML) [4, 1], quantum simulation and optimization [18, 7].

### A. Variational Quantum Pulse

Inspired by the VQC, we propose the concept of the VQP. First of all, a general understanding is needed that the workflow of quantum computing at the software level is from the logic quantum circuits of high-level programming. Then the quantum circuits are mapped to the physical qubits after "transpiler". The quantum gates will further be "translated" into quantum pulses through a lookup table. These pulses are what quantum machine really corresponds to and processes with. In this paper, we define a VQP as a set of trainable quantum pulses that are parameterized, where a trainable pulse is defined as a pulse described by specific parameterization such as frequency, duration, amplitude, shape (e.g. Gaussian, square wave, etc.), etc.

### B. Variational Quantum Pulse Learning

Also inspired by the fact that VQC can be trained, we believe that VQP have the potential to be trainable. However, the wide variety of parameters of VQP can make the search space for training too large, so that the whole training is not doable. In this case, we narrow down the parameters of the attempted training to the amplitude item. As mentioned in the work [30], a physical neural network can be constructed

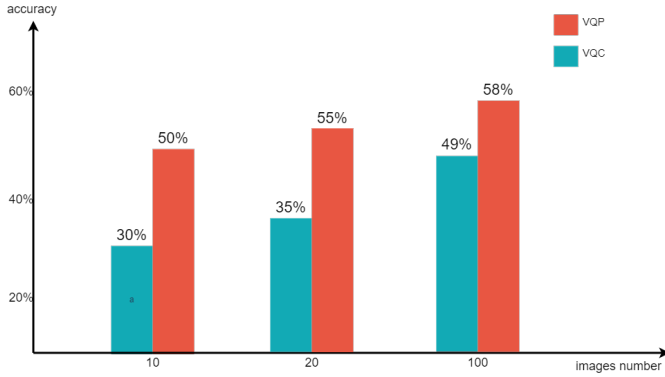


Fig. 3: Comparison between VQC and VQP on a binary classification task from mini-MNIST datasets on qiskit FakeQuito.

within a physical system in nature as long as parameters and an executable simulator exist, which also means that the parameters are trainable.

Moreover, the training of amplitude is actually pulling and pushing the set of pulses in the pulse model without changing the shape of the pulse (the nature of quantum gates is mainly determined by the shape, e.g. the function of entanglement of CX gates is not affected by pull and push amplitudes in a limited range). With the support of Qiskit’s OpenPulse[17], We can take the amplitude both in the drive channel and control channel into VQP training to train the parameters that cannot be considered in the parameterized quantum circuit. The control channels are device-dependent. The role of these channels is described by the Hamiltonian returned by the device, with enough details to allow its operation. Based on this property, making amplitudes in control channels learnable may give the ability for tolerant noise in each specific device.

Furthermore, given the limited variety of quantum gates available in quantum circuits, we should not limit our vision to the existing quantum gates. The training of VQP can be viewed as a black-box optimization problem in which the quantum gates corresponding to the pulses in the optimized black box are unknown, but these unknown gates may have better results for our QML tasks. Figure 1 illustrates the concept to use VQP for classification tasks. The process is quite similar to QNN that uses VQC. We first use encoding circuit to encode the image pixels by putting them as angles in the rotation gate and transforming them to pulses format. Then we build the trainable pulses either can be transformed from a circuit (e.g. VQC) or put parameters in pulse builder, do the VQP training to process pulses, which can be in a noise simulator or a real quantum machine. After that, we measure all the qubits and store the information in the acquire channel for calculating the expectation values by using Softmax. After that, we can obtain the probabilities based on expectation values.

We have set up a simple experiment with MNIST two-class classification to see if VQP learning can show some advantages over VQC learning. We use qiskit FakeQuito as the backend to process the quantum circuit and pulse schedule.

Form of CX gate	FakeQuito	Time Duration FakeBelem	FakeJakarta
CRX( $\pi$ ) gate	26832.0dt	32016.0dt	26832.0dt
CX gate	25136.0dt	27728.0dt	25136.0dt

TABLE I: Time duration for CX gate in different forms on FakeQuito, FakeBelem, and FakeJakarta.

Due to the limited resource on the quantum computer, we configured the experiments using 10, 20, 100 images for training and the same number of images for testing respectively. The baseline VQC is randomly generated by interleaving U3 and CU3 as shown in Figure 2. The results for the three settings are shown in Figure 3. It is obvious that in all the cases, VQP learning can achieve much better accuracy than VQC learning.

Apprantly, the performance of VQP learning, like all other learning frameworks, heavily depends on how well the training is carried out. Yet a major and unique challenge for VQP learning is that back-propagation is not possible to be calculated from the backend of qiskit OpenPulse. Therefore, a non-gradient-based optimization framework to enable VQP learning is needed. This will be discussed in the following sections.

### C. Advantages of VQP learning

For quantum computers in the NISQ era, noise is a very big problem. VQC training architectures always need tens or even hundreds of gates to support learning. For VQP learning, pulse has more parameters, so the number of gates needed is greatly reduced. The reduction in the number of gates will directly lead to a decrease in latency, which means that the decoherence error can be reduced significantly. In this case, the process of VQP learning can be more robust to the environment of noise than VQC learning.

Moreover, the U gate is composed of some RZ gates as well as two fixed RX gates,  $RX(-\pi/2)$  and  $RX(\pi/2)$ . This means that for circuit-level training of the U gate, the process of angle changes is only addressed on the Virtual Z and does not have a real impact on the physical amplitude. On the other hand, VQP learning, with amplitude as a parameter, actually changes the physical amplitudes of pulses.

Finally, VQP can also reduce the time duration for some special quantum gates. For example, in the gate level training, a CX gate needs to be treated as a special  $CRX(\pi)$  gate, the time duration of which is shown in Table I for FakeQuito, FakeBelem, and FakeJakarta. While at the pulse level, we can train directly on the pulse of the CX gate, and the time duration is shorter on the same machine.

## III. VQP LEARNING FRAMEWORK

### A. Overview

In this section, we present an overview of the VQP learning framework. As shown in Figure 4, we first get a parameterized quantum circuit as a baseline and transform it into a pulse schedule. Then we put this set of pulses into the pulse optimization framework and give the amplitude list of pulses and

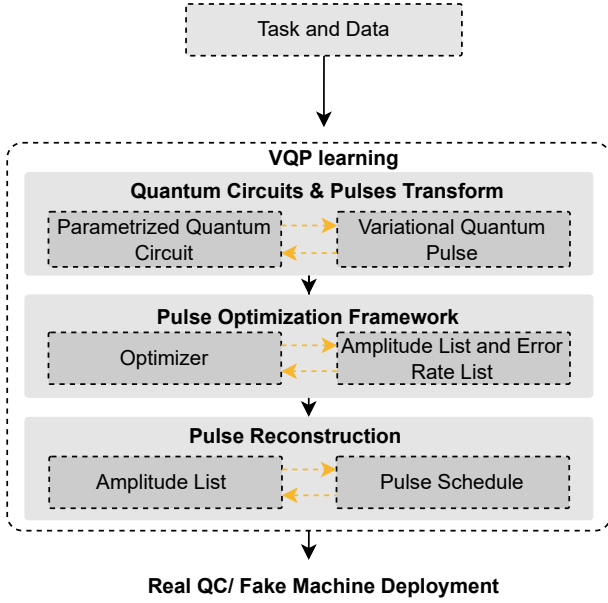


Fig. 4: Overview of the VQP learning framework.

the corresponding accuracy list of pulses to the optimizer as the initial parameters. After finding the best amplitude list with the lowest error rate, we need to reconstruct the pulse based on this amplitude list. The reconstructed pulses are finally deployed and executed on the noise simulator in the qiskit test mock or on a real quantum device. Subsection B below describes the circuit to pulse transform process. Subsection C proposes the optimization framework for VQP learning. Subsection D illustrates the process of pulse reconstruction based on the optimized amplitudes.

### B. Quantum Circuit & Pulse Transform

The baseline for this work is a VQC that can also be used for QML tasks. An example is shown in Figure 2. Since there is no existing method for pulse encoding, we choose to continue to use the circuit encoding approach to encode classical data into quantum states. Then we transform the encoded circuit part, which already contains the input data and tasks, into a pulse schedule. This process can be achieved in qiskit’s OpenPulse. After successfully encoding the data, we transform the trainable circuit part into pulse schedule by the same method in order to ensure the fairness of the comparison in the experiments. After the transformation, we get two parts of the pulse schedule: encoding pulses and variational quantum pulses, which can also be considered as trainable pulses. Then we need to fix these encoding pulses, and only variational quantum pulses are considered in the following training process.

### C. Pulse Optimization Framework

A wide range of algorithms can be possible candidates for this framework, such as RL evolutionary algorithms, genetic algorithms, Bayesian optimization, etc. For this optimization

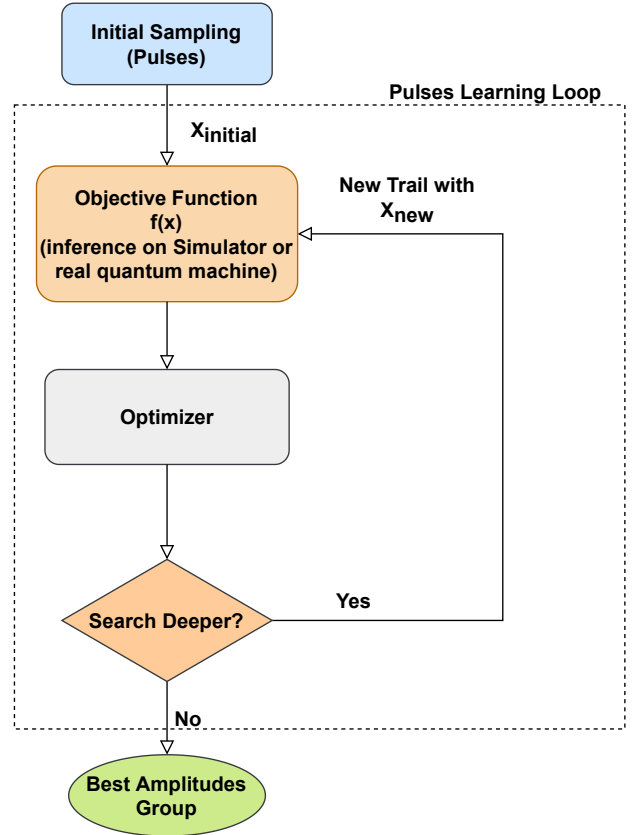


Fig. 5: The schematic of pulse optimization framework.

framework, we extract the amplitudes of the pulses that are obtained as described in the previous subsection. At this point, the amplitudes are complex numbers, which means that the pulse optimization framework cannot handle it. But from the amplitude, we can associate the magnitudes and angles of these complex numbers. Then we combine the computed magnitudes and angles into a single array, which can be trained and optimized by the pulse optimization framework. It is worth noting that we need to revert this array back to the form of the complex numbers in the objective function to obtain the amplitude and then reconstruct pulses, because this objective function should be evaluated on a qiskit noise simulator or a real quantum machine. Doing so allows our pulse optimization framework to tolerate random noise, which we believe can gain benefits in NISQ era quantum devices.

Here, we use Bayesian optimization (BO) to explain the optimization framework: combining the property of pulses, we propose a pulse BO framework. As shown in Figure 5, we first take the amplitude list extracted from pulse as  $X_{\text{initial}}$ . After the quantum machine executes, we can get an error rate, which is  $Y_{\text{initial}}$ .  $X_{\text{initial}}$  and  $Y_{\text{initial}}$  are used as inputs to BO. At the same time, we need to set the search space for BO. For an executable pulse, the norm needs to be less than or equal to one. Therefore, we normalize the input data and then put it into Gaussian process regression model based on the RBF kernel.

**Algorithm 1: Pulse BO**


---

**Data:**  $\rho, \chi, M, A$   
 $D \leftarrow \text{InitPulses}(\rho, \chi);$   
**for**  $i \leftarrow |D|$  **to**  $N_{\text{init}}$  **do**  
  // iterative optimization  
   $p(y|x, D) \leftarrow \text{FitModel}(M, D);$   
  // Acquisition function actively searches for the  
  next best amplitudes.  
   $x_i \leftarrow \text{argmin}_{x \in \chi} S(x, p(y|x, D));$   
  // Calculate corresponding error rate by processing  
  in quantum machine.  
   $y_i \leftarrow f(x_i);$   
   $D \leftarrow D \cup (x_i, y_i);$   
**end**

---

The model calculates the mean and variance of the function values at each point and then constructs an acquisition function based on the mean and variance, which is used to decide the location to sample points. We add the expected improvement (EI) function to the acquisition function with the aim of finding the minimum error rate  $\min Y$ . For each point, the probability of it being the minimum point of the function is estimated to determine whether it should be used for further search. After finding the minimum error rate  $\min Y$ , we can know the corresponding  $\text{best} X$ , denormalize these data, and then recalculate the magnitude and angle of  $\text{best} X$  into amplitude, after which we get the optimized amplitude list.

A simple version to understand the pulse BO framework is described in Algorithm 1.  $\rho$  is the amplitude list from initial pulses for optimization,  $\chi$  is the search bound, for pulse amplitude, the norm need to be less or equal to one,  $A$  is consists of  $x_i$  and  $y_i$ ,  $x_i$  is the hyper-parameter and is amplitude list during optimization in this case, and  $y_i$  is the corresponding result of  $x_i$ ,  $M$  is the Gaussian Process Regression model. By using  $\rho$  inference on function, which is quantum device backend, we can get  $(x_i, y_i)$  pairs,  $y_i$  is the error rate in this case. And we set  $N_{\text{init}}$  as the iteration times for optimization, we set the Gaussian process regression model, set the kernel method with normalized  $y_i$ , and fit the normalized  $x_i$  to the Gaussian form. Then,  $S$  is proposed as an acquisition function to select parameters by constraints, aiming at minimize  $y$ . Finally we compute the updated  $y_i$  with updated  $x_i$ .

**D. Pulse Reconstruction**

After obtaining the optimized amplitude list, we design a waveform reconstruction function. This function first stores the optimized amplitude in the modified list. Then it extracts the amplitude values from the initial pulses and overwrites the initial amplitude values one by one by iteratively storing the optimized amplitude in the modified list. The other parameters in the initial pulses are kept unchanged, so as to build new pulses with only the amplitude change.

Task Data	Accuracy		
	FakeQuito	FakeBelem	FakeLima
Initial 10	0.30	0.10	0.30
<b>+ VQP learning</b>	<b>1.00</b>	<b>1.00</b>	<b>1.00</b>
Initial 20	0.40	0.40	0.35
<b>+ VQP learning</b>	<b>1.00</b>	<b>1.00</b>	<b>1.00</b>
Initial 100	0.48	0.52	0.70
<b>+ VQP learning</b>	<b>1.00</b>	<b>1.00</b>	<b>0.96</b>

TABLE II: Binary classification task results on different dataset size and run on FakeQuito, FakeBelem and FakeLima.

**IV. EXPERIMENTS****A. Experiments Setup**

**Dataset:** We evaluate the proposed method using the binary classification task, which is the same as that used in [11]. Specifically, it is a binary classification. In generating the dataset, we will associate 1 out of 2 classes to two input values ( $x$  and  $y$ ). For example, we associate class 0 to inputs of  $x = 0.2$  and  $y = 0.6$ ; and class 1 to  $x = 0.8$  and  $y = 0.8$ . On top of the created dataset, we will divide them to the train set and test set.

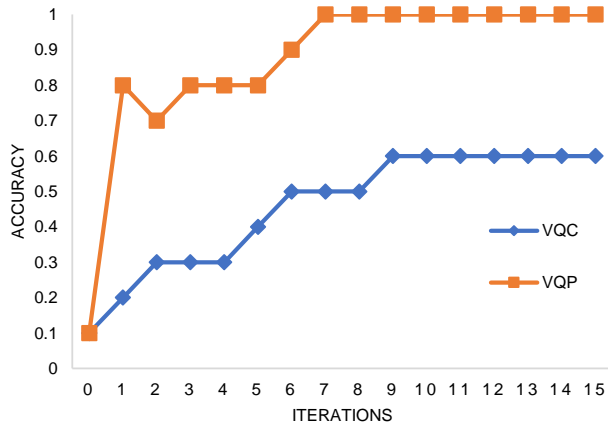
**VQP Framework and Baseline:** We apply the gate based QNN as the baseline, which is implemented by TorchQuantum, an existing library for quantum machine learning. Figure 2 shows the detailed QNN structure of the baseline. In VQP framework, we obtain the initial pulse by converting the baseline QNN, and then, we will learn the parameters in the pulse to iteratively pull and push pulses on the noise simulator/real quantum devices. The number of iterations is set as 15. With a trained VQP, we can stream the test set to get the accuracy. In the evaluation, we apply both gradient method and BO framework for VQC training. The optimization objective is to minimize the error rate (i.e.,  $1 - \text{accuracy}$ ).

**Measurement of VQP Learning:** After run the pulse schedule in quantum machine, we can obtain the quantum state  $\phi$  from computational qubit  $|q\rangle$ . By setting the shots as  $x$ , say  $x = 256$ , we can obtain the probabilities of results to be state  $|0\rangle$  (corresponding to output of +1) and  $|1\rangle$  (corresponding to output of -1). For example if we get 156  $|0\rangle$  and 100  $|1\rangle$ , then we can calculate the probability of -1 as  $(156 * 1 + 100 * (-1)) / 256 = 0.21875$ .

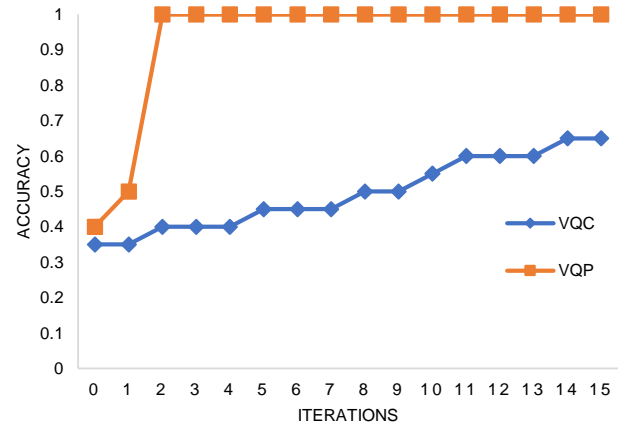
**Quantum Hardware and Backend Setting:** We use the simulator and quantum computer provided by IBM Quantum. First, we employ FakeQuito, FakeBelem, FakeLima from the qiskit test mock, which are the simulators that pull the real data from the real machine. Second, we also conduct the evaluation on ibmq\_jakarta, a real quantum machine that can process pulse schedule. Kindly note that noise is considered in both noise simulator and real machine, indicating we evaluate the proposed method in a noisy environment.

**B. Main Results**

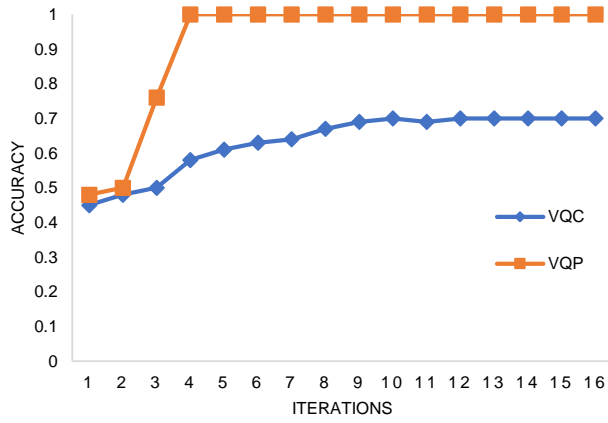
**VQP Learning Result:** We take the initial pulses inference on quantum machine's result as an initial result, and we set the different size of tasks: (1) 10 'train' data and 10 'test' data,



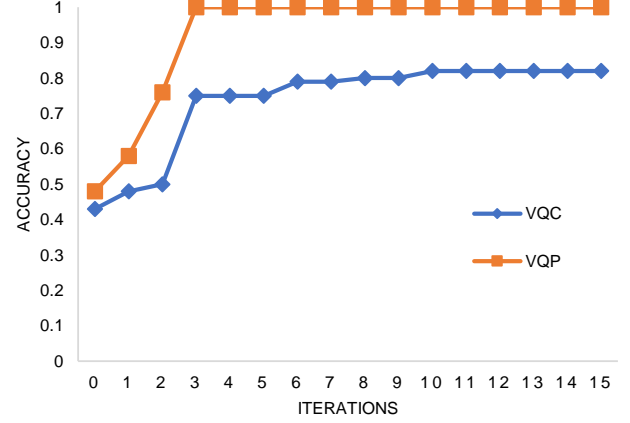
a)



b)



c)



d)

Fig. 6: a) Comparison between VQC and VQP on the accuracy trends on FakeBelem 10 images case. b) Comparison of VQC and VQP with the trends of accuracy on FakeBelem 20 images case. c) Comparison of VQC and VQP with the trends of accuracy on FakeBelem 100 images case. d) Comparison of VQC and VQP with the trends of accuracy on FakeBelem 100 images case and both optimized with BO framework.

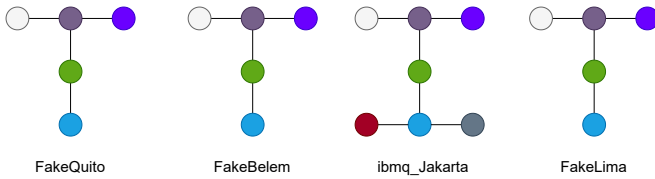


Fig. 7: The coupling map of all quantum devices we use.

which is described as 'Initial 10'; (2) 'Initial 20' for 20 'train' data and 20 'test' data; and (3) 'Initial 100' for 100 'train' data and 100 'test' data.

Table II report the experimental results. VQP learning can improve accuracy for all settings. Specifically, compared with 'Initial 20', VQP learning can get an average improvement of

Model	Accuracy	
	FakeBelem	ibmq_jakarta
VQC learning 20	0.65	0.60
<b>VQP learning 20</b>	<b>1.00</b>	<b>1.00</b>
VQC learning 100	0.70	0.70
<b>VQP learning 100</b>	<b>1.00</b>	<b>1.00</b>

TABLE III: Binary classification task result by VQP based learning VS VQC based learning on FakeBelem and ibmq\_jakarta.

61.67% accuracy. The improvement of VQP is 43.33% over 'Initial 100'. An observation is that VQP learning obtain near 100% accuracy under noise environment.

**Comparison between VQP and VQC:** We also compared



Model	# of Gates	Accuracy
VQC_base	9	0.65
<b>VQP</b>	<b>9</b>	<b>1.00</b>
VQC*	50	0.85

TABLE IV: Comparison the binary classification task with 20 images and result on ibmq\_jakarta between VQC\_base, VQP, VQC\* with different number of gates, and also VQC based on BO framework.

Model	# of Gates	Accuracy
<b>VQP</b>	<b>9</b>	<b>1.00</b>
VQC with BO	9	0.79
VQC* with BO	50	0.92

TABLE V: Put VQC with different gates and VQP in the same BO framework, test on FakeBelem and get results.

the results of VQC and VQP on the same task. VQC uses the nine-gate learnable circuit. For a fair comparison, we performed 15 epoch gradient based trainings on two benchmarks, FakeBelem and ibmq\_Jakarta, executing 256 shots each.

As can be seen from the Table III, the results of VQP learning achieved 100% accuracy for both the 20-data and 100-data tasks. VQC learning, on the other hand, obtained 65% and 60% accuracy in FakeBelem and ibmq\_jakarta, respectively, in the 20-data tasks; and 70% accuracy in the 100-data tasks. In the Figure 6(a), we compare the trend of accuracy with epoch/iteration number for VQC and VQP learning. It is easy to observe that the convergence speed of VQP learning is significantly faster than that of VQC learning: it can accomplish the learning and reach the accuracy to 100% with only seven iterations. The same observations is made on FakeBelem as in Figure 6 (b) and (c).

Finally, when we apply BO for training, Figure 6 (d) shows that the convergence rate of VQC learning increases and better results can be achieved. This is because the BO framework can consider the noisy environment. However, we can find that VQP learning still has better results compared to VQC learning. The results show the robustness of VQP learning can provide better results against quantum gate based training.

Overall, from the above results, VQP learning optimized for parameter amplitudes at pulse level can show a significant advantage over VQC learning trained on parameter angles at circuit level under the same conditions.

**Further Experiment on VQP and VQC:** To verify the conjecture of VQP learning advantage in the Section II. We conduct another set of experiment to compare VQP and VQC learning. As can be seen from the Table VI, VQC\* with 50 gates achieves 85% accuracy on binary classification, while VQC\_base with nine gates achieves only 65% accuracy. This indicates that the training results get improved when the number of gates of VQC increases (i.e., more parameters); however, VQP learning with only 9 gates still outperform VQC learning with 50 gates. This observation illustrate that VQP

Model	# of Gate	Time Duration	
		ibmq_jakarta	FakeBelem
<b>VQP</b>	<b>9</b>	<b>40816.0dt</b>	<b>45168.0dt</b>
VQC*	50	70704.0dt	95536.0dt
<b>VQP_transpiled</b>	<b>11</b>	<b>32368.0dt</b>	<b>32816.0dt</b>
VQC*_transpiled	52	76976.0dt	79920.0dt

TABLE VI: Time duration for VQP, VQC\*, VQP\_transpiled, and VQC\*\_transpiled based on ibmq\_jakarta and FakeBelem.

Use noise model of $\rightarrow$ Inference on $\downarrow$	FakeLima	FakeQuito
FakeLima	<b>0.96</b>	0.88
FakeQuito	0.71	<b>1.00</b>

TABLE VII: Run and test accuracy result on different models.

learning has more trainable parameters than the gate based VQC for better learning.

In the Table V, we report the results of VQP and VQC learning in BO framework on FakeBelem. It is obviously that training VQC in BO framework under noise environment can also gain the benefits. But, VQP is still outperform VQC in BO framework in terms of accuracy.

**Device Dependence of VQP:** VQP is device-dependent. As shown in Table VII, if we train on FakeLima and test on FakeLima, we can obtain 96% accuracy, but if we train on FakeLima and test on FakeQuito, the accuracy is only 88%, which shows that device-specific is important. This is not only because the noise is structured-dependent [23], but also because the pulse design for the same gate can vary from model to model.

## V. DISCUSSION

We further discuss the purpose of extracting pulse amplitudes from the pulse schedules. Here, we provide the visualization on the change of variational quantum pulses in the process of optimization. Based on Equation 1, the Hamiltonian of the control pulses will be updated accordingly in the training process. Moreover, the latency of 15 gates is necessarily larger than that of 9 gates. On ibmq\_jakarta and FakeBelem, we tested the time duration of 9 gates VQP against 50 gates VQC\*, which have similar accuracy. From the table, we can see that the time duration of VQP for 9 gates is much shorter than that of VQC\* for 50 gates in all different cases. From this result, we can intuitively see the advantage of VQP learning over VQC learning in terms of latency, which means that the robustness of VQP learning on noise not only comes from the optimization framework but also the property that its decoherence error is smaller.

$$H = \sum_{i=0}^1 (U_i(t) + D_i(t)) \sigma_i^X + \sum_{i=0}^1 2\pi\nu_i (1 - \sigma_i^Z)/2 + \omega_B a_B a_B^\dagger + \sum_{i=0}^1 g_i \sigma_i^X (a_B + a_B^\dagger) \quad (1)$$

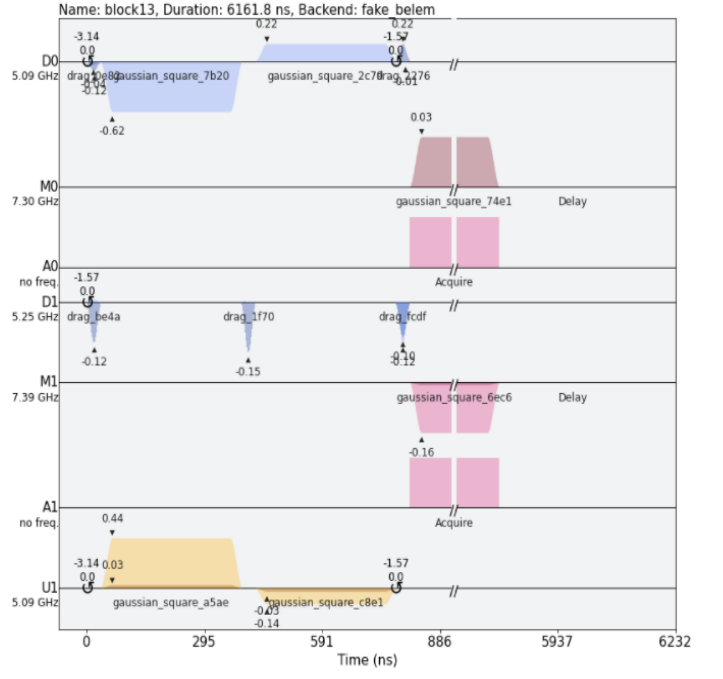
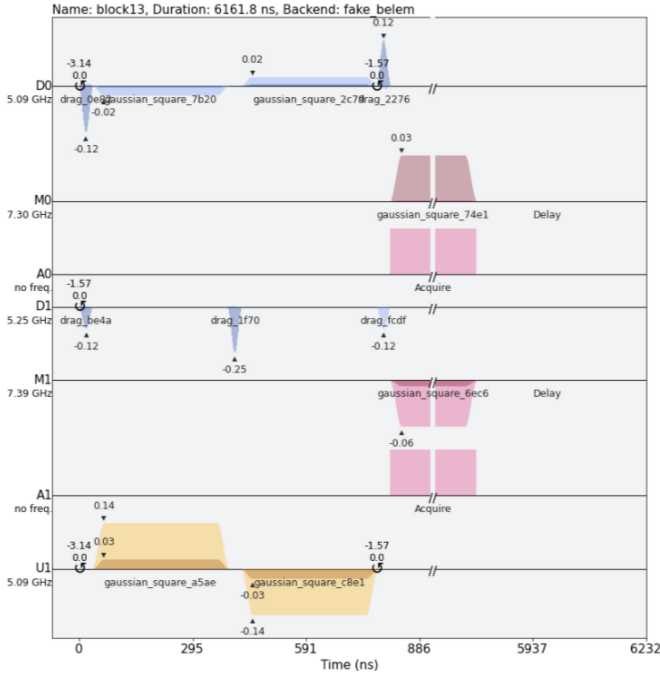


Fig. 8: Pulse visualization of CX gate before and after amplitude tuning in FakeBelem.

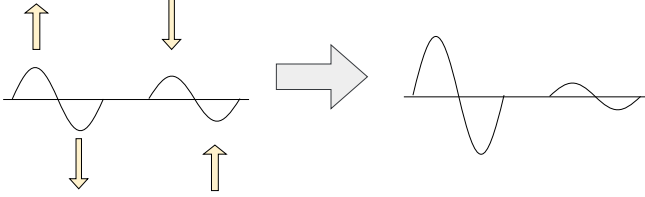


Fig. 9: Schematic of varying the amplitude of pulse.

**Vary of Amplitudes of Pulses:** As shown in Figure 9, the process of VQP learning is equivalent to pulling or pushing initial pulses. In the process of iterative optimization, multiple attempts are made to vary amplitudes until the error rate is minimized. Figure 8 show the visualization of the pulse of CX gate on FakeBelem. The plot on the left is the pulse of the CX gate before amplitude tuning, while the plot on the right is the new pulse after amplitude tuning. This shows how the proposed framework to directly tune the physical amplitudes.

**Analytical Understanding of Amplitude Tuning:** In the process of VQP learning, we can analyze the physical quantities affected by amplitude tuning according to Equation 1. This equation describes the drive Hamiltonian, where  $D_i(t)$  is mixed by the signal on drive channel for qubit  $i$  and local oscillator (LO) at frequency corresponding to the signal.  $U_i(t)$  is mixed by the signal on control channel for qubit  $i$  and some combinations of qubit LO's that specified by device.  $\sigma_X, \sigma_Y$  and  $\sigma_Z$  are Pauli operators.  $\nu_i$  is the estimated frequency of qubits in the qubit  $i$ ,  $g_i$  is the coupling strength between qubits,  $\omega_B$  is the frequency of buses,  $a_B$  and  $a_B^\dagger$  are the ladder operator for buses. The vectors actually effected by amplitudes

tuning are  $D_i(t)$  and  $U_i(t)$ .  $D_i(t)$  and  $U_i(t)$  can be obtained by the Equation 2:

$$\begin{aligned} D_i(t) &= \text{Re}(d_i(t)e^{iw_{d_i}t}) \\ U_i(t) &= \text{Re}[u_i(t)e^{i(w_{d_i}-w_{d_j})t}] \end{aligned} \quad (2)$$

where  $d_i(t)$  and  $u_i(t)$  are the signal of qubit  $i$  on drive channel and control channel, respectively. Amplitude is the intensity of signal, which means when we do amplitudes tuning, we change the intensity of signal, so that affect on the vary of  $d_i(t)$  and  $u_i(t)$ . It is known from Equation 2 that the changes in  $d_i(t)$  and  $u_i(t)$  affect the  $D_i(t)$  and  $U_i(t)$  in Equation 1.

## VI. CONCLUSION AND PROSPECTIVE

For QNN, its potential advantage over classical neural networks is that the search space of the unitary matrix can be increased with the number of qubits, such that the neural network can learn more and performs better. For VQP learning, the pulse has more parameters than the circuit, which means pulse learning may obtain better expressibility and entangling capability. The focus of this work is to propose a novel paradigm to use VQP for quantum learning. We demonstrate the advantages of VQP learning over VQC learning for ML tasks. Also, the reduced decoherence error due to the reduced latency from the small demand for gate number in VQP learning and the intrinsic robustness of our pulse optimization framework are really important for quantum machines in the NISQ era, since noise is one of the major problems in the NISQ era.

The potential of VQP is huge. It can be more flexible to tune and process the parameters inside the circuit. As we discussed in the experimental section, it currently achieves good results



only based on an unoptimized VQC architecture, and we expect to see better results if we apply it on an optimized circuit-level architecture. The current VQP learning has pitfalls, one being the limited resources of the real quantum machine and the other being that we do not have an effective simulator for pulses. The simulator that can support pulses in the OpenPulse interface provided by Qiskit is slow to execute, which makes it difficult to experiment with larger and more complex tasks at the moment. In addition, training and optimization methods for VQP are worth investigating, and we plan to implement a more efficient optimization and training framework in the future. Gradient-based machine learning for VQP learning may still be possible with advances in the supporting platforms.

#### ACKNOWLEDGMENT

We thanks Thomas Alexander for patient guided on qiskit OpenPulse, also thanks Zhengqi Gao and Dr. Xiangliang Zhang for valuable discussion about the optimization framework. We acknowledge the use of IBM Quantum services for this work.

#### REFERENCES

- [1] Muhammad Ahsan, Syed Abbas Zilqurnain Naqvi, and Haider Anwer. “Quantum circuit engineering for correcting coherent noise”. In: *Physical Review A* 105.2 (2022), p. 022428.
- [2] Yuri Alexeev et al. “Quantum computer systems for scientific discovery”. In: *PRX Quantum* 2.1 (2021), p. 017001.
- [3] Frank Arute et al. “Quantum supremacy using a programmable superconducting processor”. In: *Nature* 574.7779 (2019), pp. 505–510.
- [4] Jacob Biamonte et al. “Quantum machine learning”. In: *Nature* 549.7671 (2017), pp. 195–202.
- [5] Tommaso Caneva, Tommaso Calarco, and Simone Montangero. “Chopped random-basis quantum optimization”. In: *Physical Review A* 84.2 (2011), p. 022326.
- [6] Yudong Cao et al. “Quantum chemistry in the age of quantum computing”. In: *Chemical reviews* 119.19 (2019), pp. 10856–10915.
- [7] Jinglei Cheng, Haoqing Deng, and Xuehai Qia. “Acc-qoc: Accelerating quantum optimal control based pulse generation”. In: *2020 ACM/IEEE 47th Annual International Symposium on Computer Architecture (ISCA)*. IEEE. 2020, pp. 543–555.
- [8] Yongshan Ding and Frederic T Chong. “Quantum computer systems: Research for noisy intermediate-scale quantum computers”. In: *Synthesis Lectures on Computer Architecture* 15.2 (2020), pp. 1–227.
- [9] Bikramaditya Ghosh and Emira Kozarević. “Identifying explosive behavioral trace in the CNX nifty index: A quantum finance approach”. In: *Investment Management & Financial Innovations* 15.1 (2018), p. 208.
- [10] Pranav Gokhale et al. “Optimization of Simultaneous Measurement for Variational Quantum Eigensolver Applications”. In: *2020 IEEE International Conference on Quantum Computing and Engineering (QCE)*. IEEE. 2020, pp. 379–390.
- [11] Weiwen Jiang, Jinjun Xiong, and Yiyu Shi. “A co-design framework of neural networks and quantum circuits towards quantum advantage”. In: *Nature communications* 12.1 (2021), pp. 1–13.
- [12] Weiwen Jiang, Jinjun Xiong, and Yiyu Shi. “When Machine Learning Meets Quantum Computers: A Case Study”. In: *2021 26th Asia and South Pacific Design Automation Conference (ASP-DAC)*. IEEE. 2021, pp. 593–598.
- [13] Abhinav Kandala et al. “Hardware-efficient variational quantum eigensolver for small molecules and quantum magnets”. In: *Nature* 549.7671 (2017), pp. 242–246.
- [14] Navin Khaneja et al. “Optimal control of coupled spin dynamics: design of NMR pulse sequences by gradient ascent algorithms”. In: *Journal of magnetic resonance* 172.2 (2005), pp. 296–305.
- [15] Nelson Leung et al. “Speedup for quantum optimal control from automatic differentiation based on graphics processing units”. In: *Physical Review A* 95.4 (2017), p. 042318.
- [16] Zhiding Liang et al. “Can Noise on Qubits Be Learned in Quantum Neural Network? A Case Study on QuantumFlow”. In: *2021 IEEE/ACM International Conference On Computer Aided Design (ICCAD)*. IEEE. 2021, pp. 1–7.
- [17] David C McKay et al. “Qiskit backend specifications for openqasm and openpulse experiments”. In: *arXiv preprint arXiv:1809.03452* (2018).
- [18] Nikolaj Moll et al. “Quantum optimization using variational algorithms on near-term quantum devices”. In: *Quantum Science and Technology* 3.3 (2018), p. 030503.
- [19] Mateusz Ostaszewski et al. “Reinforcement learning for optimization of variational quantum circuit architectures”. In: *Advances in Neural Information Processing Systems* 34 (2021).
- [20] Pai Peng et al. “Deep reinforcement learning for quantum Hamiltonian engineering”. In: *arXiv preprint arXiv:2102.13161* (2021).
- [21] Alberto Peruzzo et al. “A variational eigenvalue solver on a photonic quantum processor”. In: *Nature communications* 5.1 (2014), pp. 1–7.
- [22] Riccardo Porotti, Vittorio Peano, and Florian Marquardt. “Gradient Ascent Pulse Engineering with Feedback”. In: *arXiv preprint arXiv:2203.04271* (2022).
- [23] Timothy Proctor et al. “Measuring the capabilities of quantum computers”. In: *Nature Physics* 18.1 (2022), pp. 75–79.
- [24] Sukin Sim, Peter D Johnson, and Alán Aspuru-Guzik. “Expressibility and entangling capability of parameterized quantum circuits for hybrid quantum-classical

- algorithms”. In: *Advanced Quantum Technologies* 2.12 (2019), p. 1900070.
- [25] VV Sivak et al. “Model-free quantum control with reinforcement learning”. In: *arXiv preprint arXiv:2104.14539* (2021).
  - [26] Francesco Tacchino et al. “Variational learning for quantum artificial neural networks”. In: *2020 IEEE International Conference on Quantum Computing and Engineering (QCE)*. IEEE. 2020, pp. 130–136.
  - [27] Hanrui Wang et al. “Quantumnas: Noise-adaptive search for robust quantum circuits”. In: *arXiv preprint arXiv:2107.10845* (2021).
  - [28] Hanrui Wang et al. “RoQNN: Noise-Aware Training for Robust Quantum Neural Networks”. In: *arXiv preprint arXiv:2110.11331* (2021).
  - [29] Zhepeng Wang et al. “Exploration of Quantum Neural Architecture by Mixing Quantum Neuron Designs”. In: *2021 IEEE/ACM International Conference On Computer Aided Design (ICCAD)*. IEEE. 2021, pp. 1–7.
  - [30] Logan G Wright et al. “Deep physical neural networks trained with backpropagation”. In: *Nature* 601.7894 (2022), pp. 549–555.