

# Group draw with unknown qualified teams: A lesson from the 2022 FIFA World Cup draw

László Csató\*

Institute for Computer Science and Control (SZTAKI)  
Eötvös Loránd Research Network (ELKH)  
Laboratory on Engineering and Management Intelligence  
Research Group of Operations Research and Decision Systems

Corvinus University of Budapest (BCE)  
Department of Operations Research and Actuarial Sciences

Budapest, Hungary

2nd June 2022

Wir behaupten aber, daß, wo es auf die Feststellung einer neuen oder einer zweifelhaften Meinung ankommt, ein einziges gründlich dargestelltes Ereignis belehrender ist als zehn bloß berührte.<sup>1</sup>

(Carl von Clausewitz: *Vom Kriege*)

## Abstract

The draw for the 2022 FIFA World Cup has been organised before the identity of three winners of the play-offs is revealed. Seeding has been based on the FIFA World Ranking released on 31 March 2022 but these three teams have been drawn from the weakest Pot 4. We show that the official seeding policy does not balance the difficulty levels of the groups to the extent possible: a better alternative would have been to assign the placeholders according to the highest-ranked potential winner, similar to the rule used in the UEFA Champions League qualification. Our simulations reinforce that this is the best strategy in general to create balanced groups in the FIFA World Cup.

*Keywords:* draw procedure; fairness; FIFA World Cup; OR in sports; simulation

*MSC class:* 90-10, 90B90, 91B14

*JEL classification number:* C44, C63, Z20

---

\* E-mail: [laszlo.csato@sztaki.hu](mailto:laszlo.csato@sztaki.hu)

<sup>1</sup> “But we maintain that when the object is to establish a new or doubtful opinion, one single example, thoroughly analysed, is far more instructive than ten which are superficially treated.” (Source: Carl von Clausewitz: *On War*, Book 2, Chapter 6 [On Examples]. Translated by Colonel James John Graham, London, N. Trübner, 1873. <http://clausewitz.com/readings/OnWar1873/TOC.htm>)

# 1 Introduction

Inspired by the criticism of [Guyon \(2014\)](#) and [Guyon \(2015\)](#), FIFA has reformed the draw of the 2018 World Cup in order to produce balanced groups ([Guyon, 2018](#); [Cea et al., 2020](#)): according to the classical scheme, the 32 national teams have been divided into four pots based on the FIFA World Ranking (except for favouring the host Russia by assigning it to the strongest pot), and each group has consisted of a team from each group. However, because of the COVID-19 pandemic and the 2022 Russian invasion of Ukraine, FIFA has been forced to draw the groups of the 2022 World Cup when the identity of three teams has remained unknown. The draw has taken place on 1 April 2022, while the two inter-confederation play-offs are contested in June 2022 and the qualification match(es) of Ukraine have been rescheduled to the same month ([FIFA, 2022a](#)).

This raises a problem since seeding is based on the FIFA World Ranking released on 31 March 2022. The Organising Committee for FIFA Competitions has decided to assign the three placeholders to Pot 4, that is, among the weakest teams.

We show that this questionable policy unnecessarily worsens the balance in the strengths of the groups. A better outcome can be provided by assigning the unknown placeholders according to the highest-ranked remaining team in each undecided contest. The proposed rule is currently used in the qualifications for the European club competitions ([Csató, 2022d](#)). The solution chosen by FIFA is detrimental to some national teams, including Ukraine.

To generalise our finding, three policies are compared in a stylised model of the FIFA World Cup draw with respect to the expected strengths of the groups: the placeholder from an undecided contest is assigned (1) according to the highest-ranked participant; (2) according to the lowest-ranked participant; or (3) to the weakest pot. The first option turns out to be the best to produce balanced groups.

Naturally, our paper has antecedents in the extant literature. The uneven distribution of the 1990 ([Jones, 1990](#)), 2006 ([Rathgeber and Rathgeber, 2007](#)), 2014 ([Guyon, 2015](#)), and 2018 FIFA World Cups ([Csató, 2022a](#)) have already been demonstrated. [Roberts and Rosenthal \(2022\)](#) suggest two practical methods that are suitable for a televised draw to guarantee uniform distribution. [Cea et al. \(2020\)](#), [Guyon \(2015\)](#), and [Laliena and López \(2019\)](#) have proposed draw systems for sports tournaments in the presence of geographical or seeding restrictions to create balanced groups with roughly the same competitive level. However, all these suggestions require a fundamentally new draw procedure, which is unlikely to be adopted soon. On the other hand, our recommendation builds on a principle already used by the Union of European Football Associations (UEFA).

The remainder of the work is structured as follows. Section 2 summarises the rules of the 2022 FIFA World Cup draw. The methodology of our analysis is described in Section 3, and the findings are presented in Section 4. Section 5 attempts to derive general results, while Section 6 concludes.

## 2 Draw systems for the 2022 FIFA World Cup

This section describes the draw procedure that has been used in the 2022 FIFA World Cup draw on 1 April 2022 ([FIFA, 2022b](#)). It determines the allocation of 29 qualified teams, the winners of two inter-confederation play-offs, and the placeholder of a UEFA play-off slot into eight groups of four teams each. In addition, we argue for an alternative draw procedure.

## 2.1 The official rules

The 32 teams are divided into four pots on the basis of the FIFA World Ranking released on 31 March 2022 that already takes the results of qualification games played in the March 2022 international match window into account:

- Pot 1 contains the host Qatar, automatically assigned to Group A, and the seven highest-ranked teams;
- Pot 2 contains the teams ranked 8th to 15th;
- Pot 3 contains the teams ranked 16th to 23rd;
- Pot 4 includes the teams ranked 24th to 28th plus the two placeholders from the two inter-confederation play-offs and the winner of the UEFA play-off Path A.

The inter-confederation play-offs are scheduled to be played on 13–14 June 2022 in Qatar. Two matches in the UEFA play-off Path A have been postponed out of necessity due to the Russian invasion of Ukraine as one semifinal and possibly the final involves Ukraine.

The draw sequence starts with Pot 1 and ends with Pot 4. Each pot is emptied before moving on to the next one. Some draw conditions apply to ensure geographic separation (FIFA, 2022b):

- No group can have more than one team from any continental confederation except for UEFA (AFC, CAF, CONMEBOL, CONCACAF).
- Each group should consist of at least one but no more than two European teams.

Since the 2022 World Cup will be contested by 13 UEFA members, five out of the eight groups are guaranteed to include two teams from Europe. The allocation of the two inter-confederation play-offs is based on the confederation of both potential winners.

Even though the official overview of the draw procedure (FIFA, 2022b) does not specify how the draw constraints are met, clearly, the standard procedure of the FIFA/UEFA (Csató, 2022a) is used. In particular, the team drawn is placed in the first available group in alphabetical order as indicated by the computer such that any deadlock situation (when the teams still to be drawn cannot be allocated into the remaining slots without violating a draw condition) is prevented.

For instance, assume that Group F/G/H contains Senegal/Morocco/Tunisia (all CAF) from Pot 3, respectively, whereas Cameroon and Ghana (both CAF) are among the five remaining teams in Pot 4. If the next empty slot in alphabetical order is in Group D and the fourth team drawn from Pot 4 is neither Cameroon nor Ghana, the latter cannot be assigned to Group D because otherwise, two African countries should be allocated for the four available groups but three of them are prohibited for CAF teams, which is impossible. This procedure is explained in a video available at <https://www.youtube.com/watch?v=jDkn83FwioA> through the example of the 2018 FIFA World Cup. The mechanism has first been proposed in Guyon (2014) for the FIFA World Cup draw and has been adopted by FIFA in 2018 (Guyon, 2018). It has already received serious scrutiny in the literature (Boczoń and Wilson, 2018; Csató, 2022a; Klößner and Becker, 2013).

## 2.2 A reasonable alternative seeding policy

The assignment of the three placeholders representing the winners of the play-offs to the weakest pot is a questionable decision since they can be relatively strong teams as we will see later. The same problem arises in the qualification stages of the UEFA Champions League and the UEFA Europa Conference League but it is treated in a different way: “*If, for any reason, any of the participants in such rounds are not known at the time of the draw, the coefficient of the club with the higher coefficient of the two clubs involved in an undecided tie is used for the purposes of the draw*” (UEFA, 2021a,b, Article 13.03). According to this policy, the placeholders of the play-offs that are still to be contested for the FIFA World Cup should be placed in a pot based on the highest-ranked potential winner instead of Pot 4.

## 3 Methodology

Due to the assignment of the host in Group A, the 2022 FIFA World Cup draw has  $7 \times (8!)^3 \approx 3.3 \times 10^{17}$  possible outcomes without accounting for geographic restrictions. Even though these criteria significantly decrease the number of feasible solutions, it is still impossible to exactly calculate the probability of each assignment. Furthermore, the consequences of choosing a particular seeding regime can only be uncovered if the results of matches played in the play-offs and the groups are determined. To that end, computer simulations will be used as recommended in the literature on tournament design (Scarf et al., 2009).

Since two teams from each group advance to the Round of 16, a group is usually judged to be tough when three teams have high rankings, even if the fourth one is much weaker (Guyon, 2015; Laliena and López, 2019). Hence, our measure of group strength will be the weighted average of the ratings of the four participants, where the weight of the strongest, the second strongest, and the third strongest team is two, whereas the weight of the weakest team is one.

The abilities of the teams will be quantified in two ways. The first is the rating points in the FIFA World Ranking of March 2022, underlying the pot allocation. Although FIFA has adopted the Elo method of calculation after the 2018 FIFA World Cup (FIFA, 2018a,b), the current FIFA World Ranking does not take home advantage and the margin of victory into account. Both factors are considered in the World Football Elo Ratings (<http://eloratings.net>), which is a widely used benchmark in the literature (Cea et al., 2020; Csató, 2022b; Guyon, 2014, 2015; Lasek et al., 2013, 2016). This will provide the second measure for the strengths of the teams.

As the FIFA ranking is somewhat slow to react to the changing skill level of the teams (the example of Canada and Ecuador will be seen later) and is still influenced by the transformation from the old ranking method in 2018 (Ecuador has a real difficulty gaining enough points to climb substantially since it mainly plays against other South American teams), the outcomes of all matches will be simulated on the basis of the World Football Elo Ratings. A traditional choice for the distribution of the number of goals in soccer is the Poisson distribution (Chater et al., 2021; Maher, 1982; Van Eetvelde and Ley, 2019). Then the probability that team  $i$  scores  $k$  goals against team  $j$  is

$$P_{ij}(k) = \frac{\left(\lambda_{ij}^{(f)}\right)^k \exp\left(-\lambda_{ij}^{(f)}\right)}{k!},$$

where the expected number of goals scored by team  $i$  against team  $j$  is  $\lambda_{ij}^{(f)}$  if the match is played on field  $f$  (home:  $f = h$ ; away:  $f = a$ ; neutral:  $f = n$ ).

[Football rankings \(2020\)](#) determines parameter  $\lambda_{ij}^{(f)}$  as a quartic polynomial of the win expectancy  $W_{ij}$  of team  $i$  against team  $j$ , which is

$$W_{ij} = \frac{1}{1 + 10^{-(E_i - E_j)/400}},$$

with  $E_i$  and  $E_j$  being the Elo ratings of the two teams, respectively. The rating of the home team is increased by 100 to reflect home advantage. The exact formulas are estimated by a least squares regression based on more than 29 thousand home-away matches and almost 10 thousand games played on neutral ground between national football teams. In addition, they contain a regime change at  $W_{ij} = 0.9$  since unbalanced games usually mean an excessive number of goals.

Most of the games are played on neutral ground when the expected number of goals for team  $i$  against team  $j$  is

$$\lambda_{ij}^{(n)} = \begin{cases} 3.90388 \cdot W_{ij}^4 - 0.58486 \cdot W_{ij}^3 \\ -2.98315 \cdot W_{ij}^2 + 3.13160 \cdot W_{ij} + 0.33193 & \text{if } W_{ij} \leq 0.9 \\ 308097.45501 \cdot (W_{ij} - 0.9)^4 - 42803.04696 \cdot (W_{ij} - 0.9)^3 \\ +2116.35304 \cdot (W_{ij} - 0.9)^2 - 9.61869 \cdot (W_{ij} - 0.9) + 2.86899 & \text{if } W_{ij} > 0.9, \end{cases}$$

with  $R^2 = 0.976$ .

However, there are some home-away matches (two in the UEFA play-offs and the three group matches of Qatar) to be simulated, where the expected number of goals for the home team  $i$  equals

$$\lambda_{ij}^{(h)} = \begin{cases} -5.42301 \cdot W_{ij}^4 + 15.49728 \cdot W_{ij}^3 \\ -12.6499 \cdot W_{ij}^2 + 5.36198 \cdot W_{ij} + 0.22862 & \text{if } W_{ij} \leq 0.9 \\ 231098.16153 \cdot (W_{ij} - 0.9)^4 - 30953.10199 \cdot (W_{ij} - 0.9)^3 \\ +1347.51495 \cdot (W_{ij} - 0.9)^2 - 1.63074 \cdot (W_{ij} - 0.9) + 2.54747 & \text{if } W_{ij} > 0.9 \end{cases}$$

with  $R^2 = 0.984$ , and the expected number of goals for the away team  $j$  is given by

$$\lambda_{ij}^{(a)} = \begin{cases} 90173.57949 \cdot (W_{ij} - 0.1)^4 + 10064.38612 \cdot (W_{ij} - 0.1)^3 \\ +218.6628 \cdot (W_{ij} - 0.1)^2 - 11.06198 \cdot (W_{ij} - 0.1) + 2.28291 & \text{if } W_{ij} < 0.1 \\ -1.25010 \cdot W_{ij}^4 - 1.99984 \cdot W_{ij}^3 \\ +6.54946 \cdot W_{ij}^2 - 5.83979 \cdot W_{ij} + 2.80352 & \text{if } W_{ij} \geq 0.1 \end{cases}$$

with  $R^2 = 0.955$ .

The same simulation model has been used recently to quantify the incentive incompatibility of the European Qualifiers for the 2022 FIFA World Cup ([Csató, 2022b](#)) and the unfairness of the 2018 FIFA World Cup qualification ([Csató, 2022c](#)).

The play-offs contain single-game matches, hence draws are not allowed. If the two teams score the same number of goals, the winner is chosen randomly. This effectively means that there is no goal in extra time and the penalty shootout provides equal chances for the two teams, independently of the field of the game.

Table 1: National teams qualified for the 2022 FIFA World Cup before the draw

Country	Confederation	Points	Elo
Qatar	AFC	1441.41	1662
Brazil	CONMEBOL	1832.69	2155
Belgium	UEFA	1827.00	2069
France	UEFA	1789.85	2116
Argentina	CONMEBOL	1765.13	2018
England	UEFA	1761.71	2039
Spain	UEFA	1709.19	2039
Portugal	UEFA	1674.78	1984
Mexico	CONCACAF	1658.82	1848
Netherlands	UEFA	1658.66	1938
Denmark	UEFA	1653.60	1936
Germany	UEFA	1650.53	1966
Uruguay	CONMEBOL	1635.73	1923
Switzerland	UEFA	1635.32	1920
United States	CONCACAF	1633.72	1822
Croatia	UEFA	1621.11	1855
Senegal	CAF	1584.16	1729
Iran	AFC	1564.49	1820
Japan	AFC	1553.44	1796
Morocco	CAF	1551.88	1738
Serbia	UEFA	1547.43	1845
Poland	UEFA	1544.20	1799
South Korea	AFC	1519.54	1800
Tunisia	CAF	1499.80	1612
Cameroon	CAF	1480.48	1631
Canada	CONCACAF	1479.00	1798
Ecuador	CONMEBOL	1452.63	1840
Saudi Arabia	AFC	1444.69	1634
Ghana	CAF	1387.36	1541

Horizontal lines indicate the boundaries of the pots.

The column Points shows the strength of the teams according to the FIFA World Ranking as of 31 March 2022, see <https://www.fifa.com/fifa-world-ranking/men?dateId=id13603>.

The column Elo shows the strength of the teams according to the World Football Elo Ratings as of 31 March 2022, see <https://www.international-football.net/elo-ratings-table?year=2022&month=03&day=31>.

The ranking of the teams in the groups is determined according to the following criteria: (a) greatest number of points obtained in all group matches; (b) goal difference in all group matches; (c) greatest number of goals scored in all group matches; (d) drawing of lots.

Table 1 shows the composition of the pots, as well as the two measures of strength for the teams.

Three play-off paths are not yet finished at the time of the draw. The corresponding matches are listed in Table 2.

Finally, the alternative pot allocation is presented in Table 3.

Table 2: Matches for the three available FIFA World Cup slots

Match	Team 1	Points	Elo	Team 2	Points	Elo	Field
AFC PO	Australia	1462.29	1677	United Arab Emirates	1356.99	1515	Qatar
ICT PO1	Winner of AFC PO			Peru	1562.32	1856	Qatar
ICT PO2	Costa Rica	1503.09	1743	New Zealand	1206.07	1558	Qatar
UEFA SF	Scotland	1472.66	1730	Ukraine	1535.08	1817	Scotland
UEFA PO	Wales	1588.08	1841	Winner of UEFA SF			Wales

The column Points shows the strength of the teams according to the FIFA World Ranking as of 31 March 2022, see <https://www.fifa.com/fifa-world-ranking/men?dateId=id13603>.

The column Elo shows the strength of the teams according to the World Football Elo Ratings as of 31 March 2022, see <https://www.international-football.net/elo-ratings-table?year=2022&month=03&day=31>.

Table 3: The alternative seeding for the 2022 FIFA World Cup draw

Country	Confederation	Country	Confederation
<b>Pot 1</b>		<b>Pot 2</b>	
Qatar	AFC	Mexico	CONCACAF
Brazil	CONMEBOL	Netherlands	UEFA
Belgium	UEFA	Denmark	UEFA
France	UEFA	Germany	UEFA
Argentina	CONMEBOL	Uruguay	CONMEBOL
England	UEFA	Switzerland	UEFA
Spain	UEFA	United States	CONCACAF
Portugal	UEFA	Croatia	UEFA
<b>Pot 3</b>		<b>Pot 4</b>	
Senegal	CAF	Cameroon	CAF
Iran	AFC	Canada	CONCACAF
Japan	AFC	Ecuador	CONMEBOL
Morocco	CAF	Saudi Arabia	AFC
Serbia	UEFA	Ghana	CAF
Poland	UEFA	South Korea	AFC
W/ICT PO1	AFC/CONMEBOL	W/ICT PO2	CONCACAF/OFC
W/UEFA PO	UEFA	Tunisia	CAF

A simulation run consists of the following steps:

1. The winners of the remaining matches in the play-offs are determined;
2. The groups of the 2022 FIFA World Cup are drawn according to both seeding rules (official and alternative): the teams in each pot are ordered randomly and assigned sequentially to the first available group in alphabetical order such that all draw conditions are satisfied;
3. The expected strength of each group is computed according to both measures (rating points in the FIFA World Ranking and World Football Elo Ratings, see Tables 1 and 2);

Table 4: Average variance of group strengths

Measure of strength Seeding procedure	FIFA World Ranking		World Football Elo Ratings	
	Official	Alternative	Official	Alternative
Groups A–H	1188.82	1951.44	1233.17	1956.95
Groups B–H	427.78	801.08	377.59	764.54

4. All group matches are played, group rankings and the set of qualified teams are obtained.

All simulations are carried out 1 million times to smooth the effect of random fluctuations.

## 4 Results for the 2022 FIFA World Cup draw

In the following, our findings about the 2022 FIFA World Cup draw will be presented. In particular, Section 4.1 addresses the balance across groups by quantifying their competitive level. The consequences of the official seeding regime with respect to the probability of qualification are uncovered in Section 4.2.

### 4.1 Group balance

Two seeding rules have been outlined in Section 2 and two measures of group strength have been suggested in Section 3. In each simulation run, the groups have been ordered according to their strength, and the averages of these values over the 1 million iterations have been computed. Group A is treated separately since Qatar is guaranteed to play there.

Figure 1 focuses on the expected difficulty levels of the groups. According to the FIFA World Ranking, the expected strength of the strongest group is reduced by our proposal, and the expected strengths of all other groups (except for Group A) are increased. The average difficulty level of the strongest group does not change under the World Football Elo Ratings, however, the weakest groups contain better teams, thus, the groups are more balanced overall.

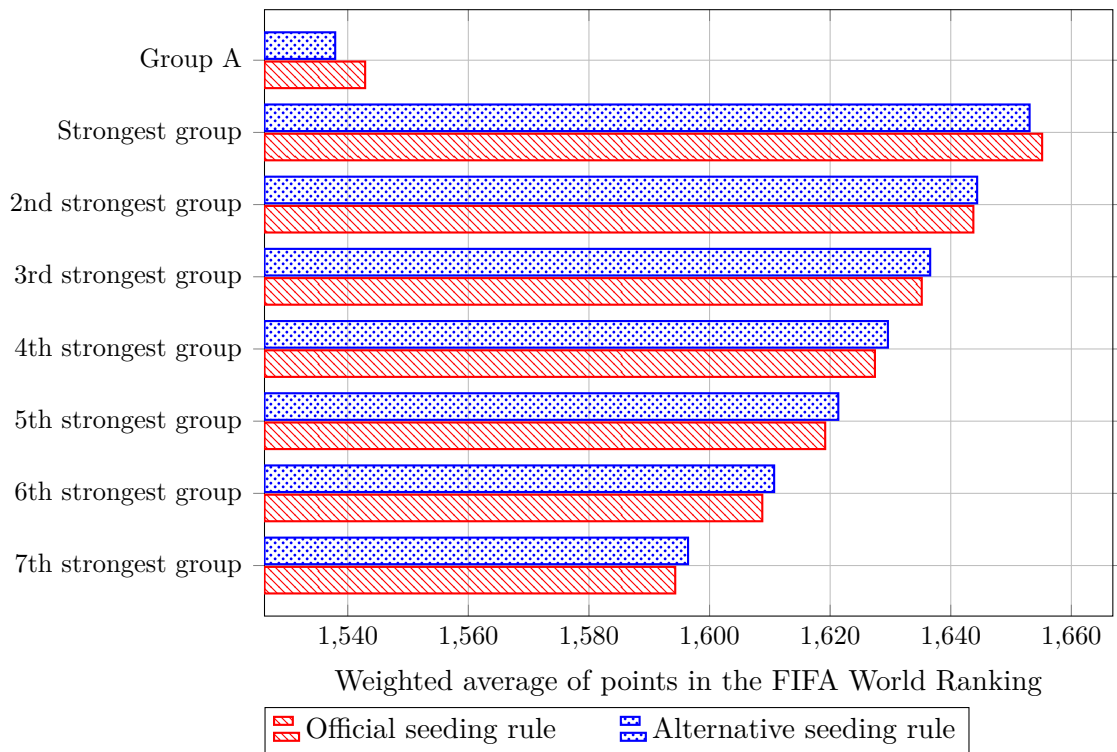
Consequently, the alternative seeding regime implies a smaller variance in the average strength of Groups B–H under both measures, which is underlined by Table 4: our recommendation is able to reduce variance by about 10% for the FIFA World Ranking and about 5% for the World Football Elo Ratings. The advantage of the proposed allocation rule is rather small but it improves balance at a minimal cost, if at all.

Figure 1 shows that it is substantially easier to qualify from Group A. Nonetheless, this is caused by assigning the host Qatar there, a decision not debated in the current paper. Therefore, the average variance of group strengths fro Groups A–H is essentially meaningless since it is mainly determined by the outlier Group A.

Figure 2 reinforces the main message by presenting the distribution of group strengths. Clearly, the probability of a “group of death” is diminished if it is identified by the FIFA World Ranking. Note the case of Group A again, which accounts for having two modes. However, both distributions are more “peaky” around the primary mode under the alternative seeding regime, implying a more balanced level of difficulty across the groups.



(a) Measure of strength: FIFA World Ranking



(b) Measure of strength: World Football Elo Ratings

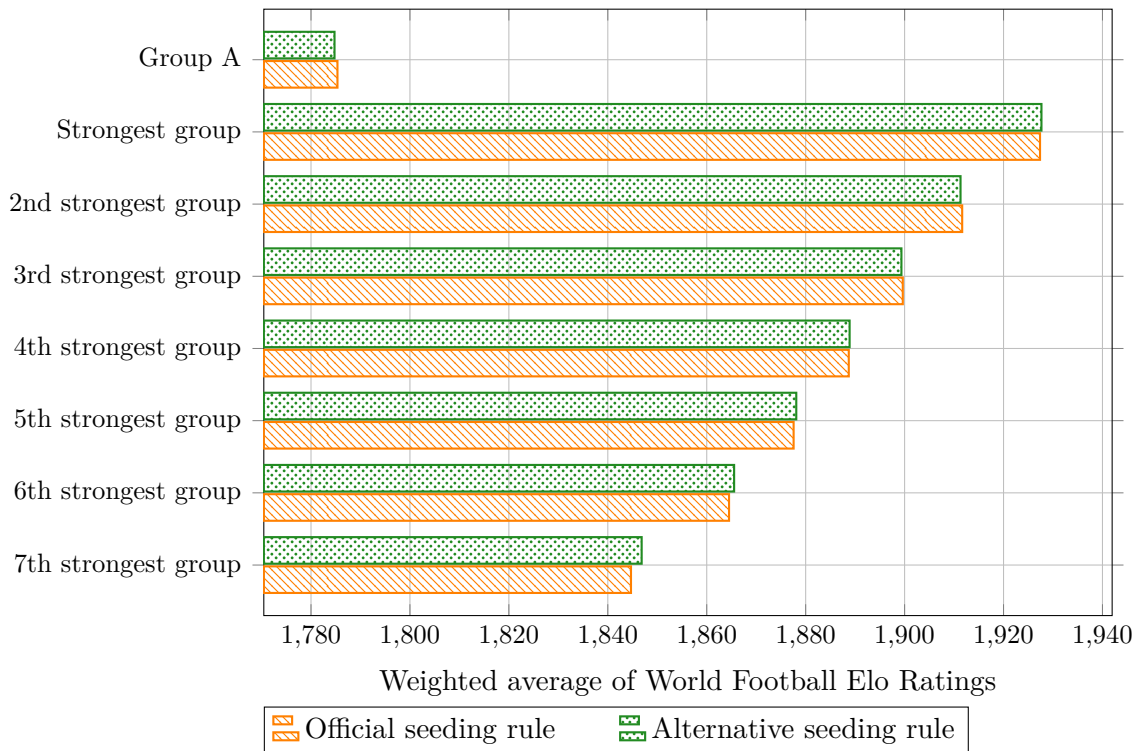


Figure 1: Average group strengths in the 2022 FIFA World Cup

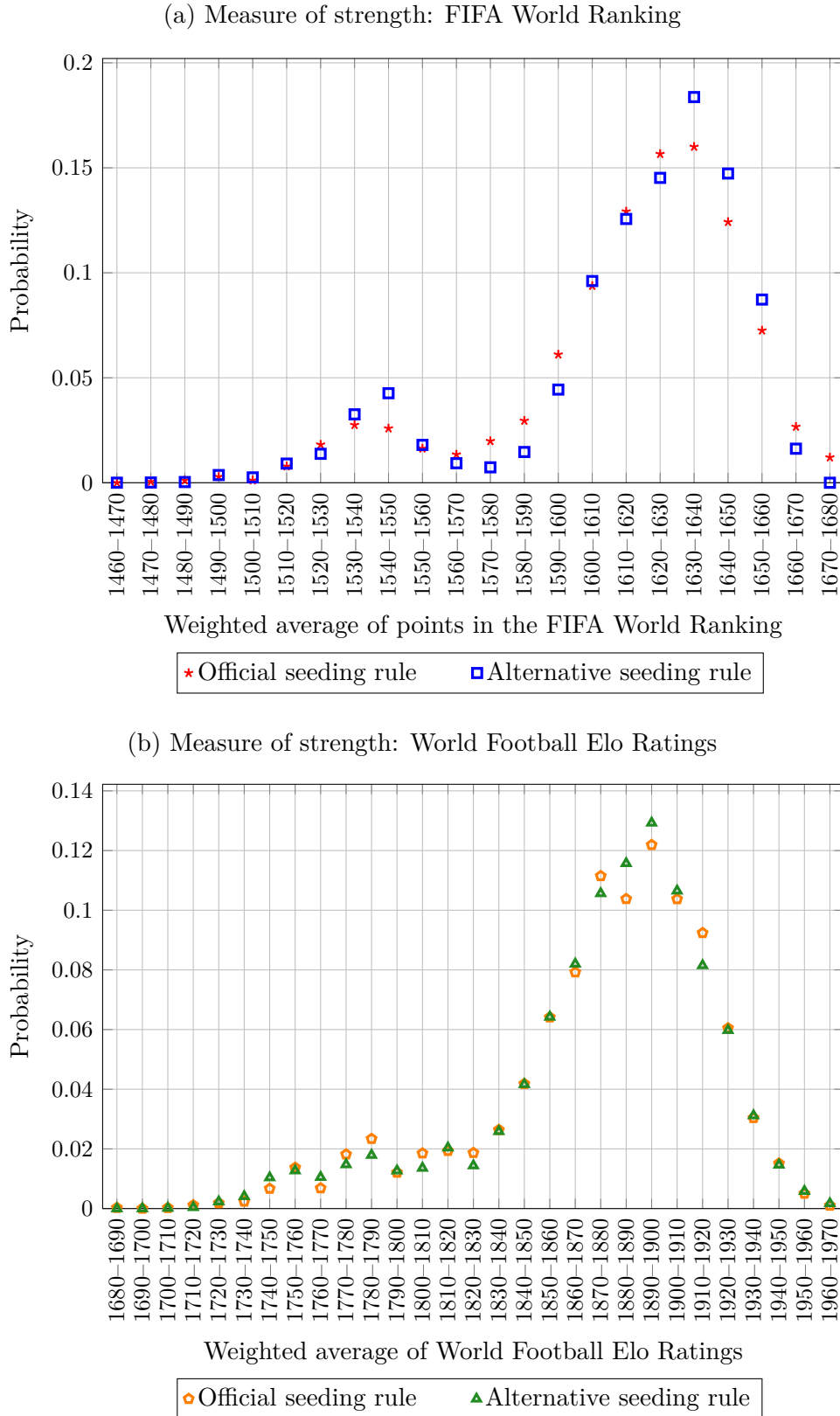


Figure 2: Distribution of group strengths in the 2022 FIFA World Cup

## 4.2 Distortions in the probability of qualification

Advancement to the Round of 16 is a zero-sum game. Consequently, if there are two competitive draw procedures, one of them will favour some nations compared to the other.

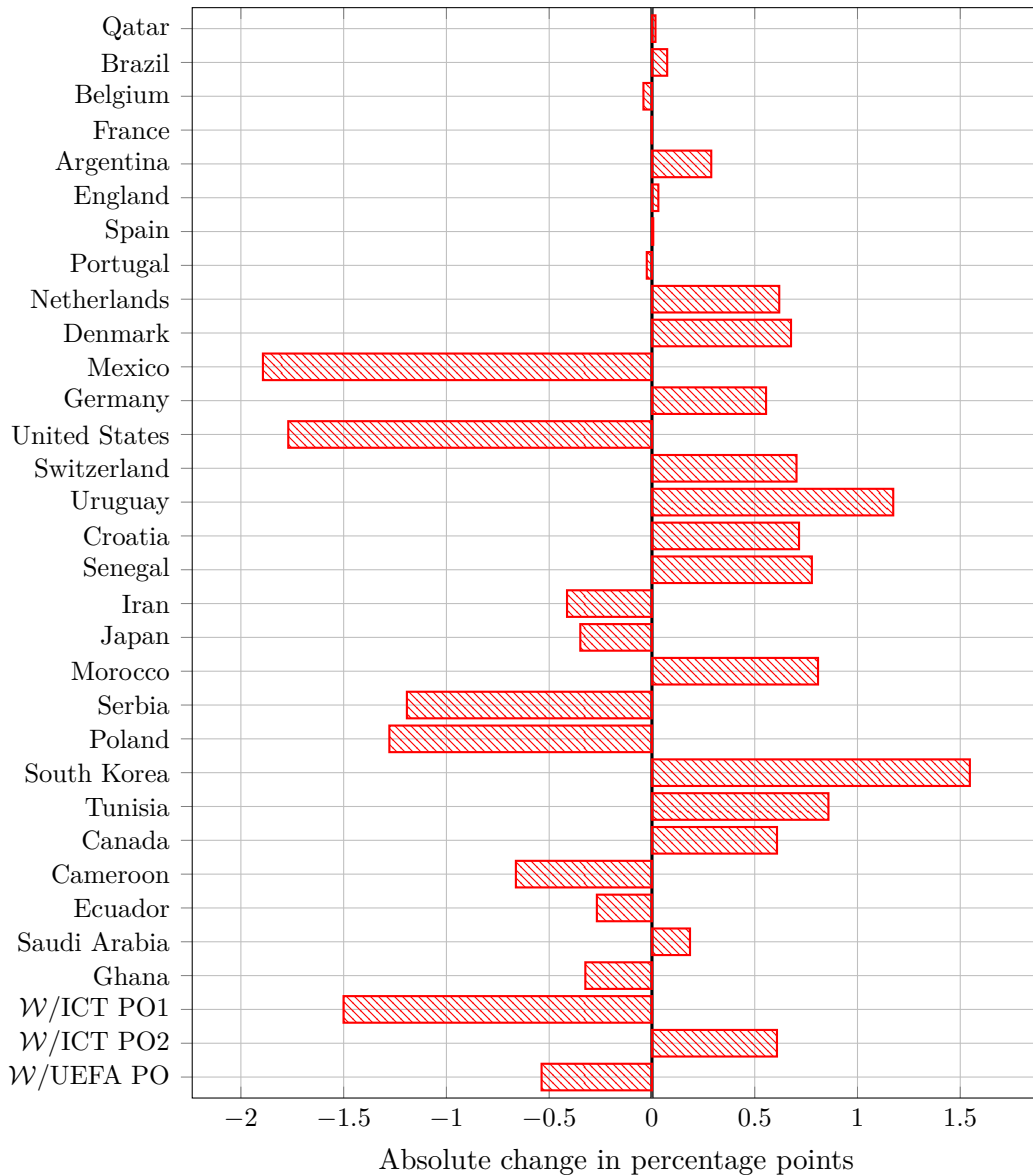


Figure 3: The effect of the official seeding regime compared to the alternative seeding rule on the probability of qualification in the 2022 FIFA World Cup I.

Figure 3 presents the effect of the official seeding rule compared to our proposal which provides a more balanced outcome as can be seen in Figures 1–2. Five countries (Mexico, the United States, Serbia, Poland, and the winner of the AFC vs CONMEBOL play-off) lose more than one percentage point in the probability of qualification. South Korea and Tunisia benefit from being assigned to Pot 3 rather than Pot 4. Uruguay is better off because the official seeding rule places two strong CONMEBOL teams (Ecuador and the winner of an inter-confederation play-off) in Pot 4 instead of only one, implying that the expected opponent of Uruguay from Pot 4 will be weaker.

The relative effects (Figure 4) are mitigated for the teams drawn from Pots 1 and 2 but can reach or even exceed 3-4% for weaker teams. There is a positive correlation among nations in the same association and pot: Mexico and the United States, the five European teams in Pot 2 (the Netherlands, Denmark, Germany, Switzerland, Croatia), Iran and Japan, Senegal and Morocco, Serbia and Poland, or Cameroon and Ghana. This reinforces

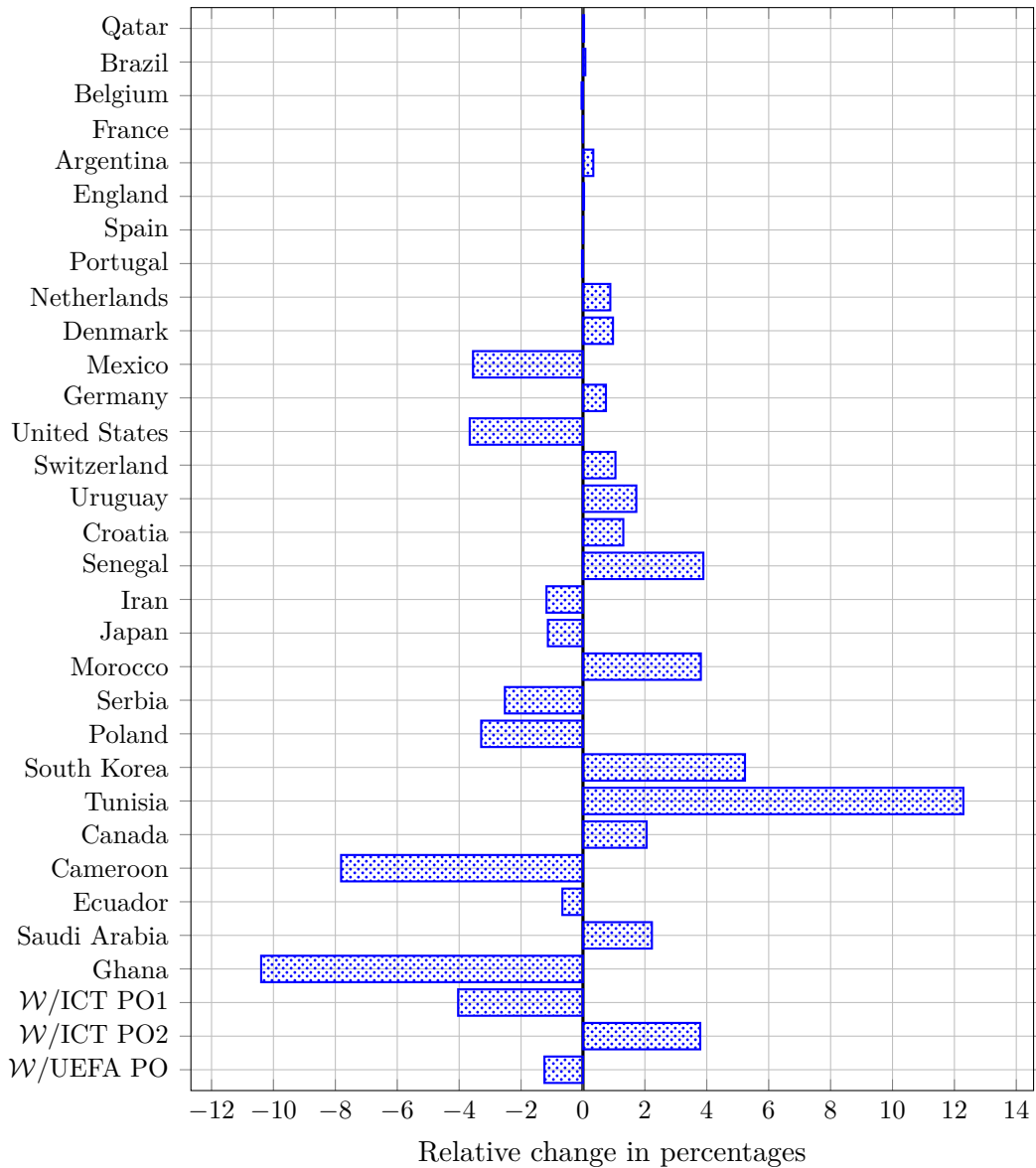


Figure 4: The effect of the official seeding regime compared to the alternative seeding rule on the probability of qualification in the 2022 FIFA World Cup II.

that the results are mainly driven by the seeding policy as these teams are interchangeable in the draw.

## 5 A more general comparison of seeding regimes

So far, only the specific case of the FIFA 2022 World Cup has been examined. Therefore, it remains uncertain whether our proposal is universally advantageous concerning group balancedness. To that end, three seeding options are compared in a stylised model of the FIFA World Cup draw with an unknown placeholder, the winner of a play-off tie:

- There are 33 teams;
- The strength of team  $i$  ( $0 \leq i \leq 32$ ) is  $33 - i$ ;

- One randomly chosen team is the host, automatically assigned to Pot 1 and placed in Group A;
- Two teams contest a play-off to be played after the draw;
- The teams are assigned to the pots according to their strength, except for the host and the winner of the play-off;
- Eight groups are formed by randomly selecting a team from each of the four pots;
- There are no draw constraints;
- Group strength is measured as before.

We consider three options for how to seed the winner of the play-off contested by teams  $i$  and  $j$ :

- Seeding A: it is assigned according to the strength of the better team, which is equal to  $\max\{33 - i; 33 - j\}$ ;
- Seeding B: it is assigned according to the strength of the worse team, which is equal to  $\min\{33 - i; 33 - j\}$ ;
- Seeding C: it is assigned automatically to Pot 4.

Seeding A corresponds to our proposal for the 2022 FIFA World Cup draw. Seeding B or Seeding C can be the underlying principle of the official FIFA rule.

The seeding regimes are investigated in three different scenarios:

- Setting 1: teams  $i$  and  $j$  are chosen randomly from the whole set ( $0 \leq i, j \leq 32$ ) to contest the play-off, and team  $i$  advances with a probability of  $0.5 + (i - j)/50$ ;
- Setting 2: teams  $i$  and  $j$  are chosen randomly from the set of 21 weakest teams ( $12 \leq i, j \leq 32$ ) to contest the play-off, and team  $i$  advances with a probability of  $0.5 + (i - j)/50$ ;
- Setting 3: teams  $i$  and  $j$  are chosen randomly from the set of 21 weakest teams ( $12 \leq i, j \leq 32$ ) to contest the play-off, and team  $i$  advances with a probability of  $0.5 + (i - j)/25$ .

In Setting 1, the “natural” place of the play-off winner can be in any pot. On the other hand, the participants of the undecided play-off cannot be among the 12 strongest teams according to Settings 2 and 3. The winning probabilities are more unequal in Setting 3 compared to Setting 2. For each setting, the results will be based on 1 million simulations.

Figures 5–7 show the average difficulty levels of the groups in Settings 1–3, respectively. Under Setting 1, Seeding A is the best rule to balance the groups, followed by Seeding B and Seeding C (Figure 5). In particular, the expected strength of the strongest “group of death” is the lowest under Seeding A, while all other groups—including Group A—are tougher according to Seeding A than according to the other two rules. This finding is intuitive: the better contestant in the play-off is the likely winner, thus, the least mistake is committed if the placeholder is assigned according to the highest-ranked possible winner. Similar to the 2022 FIFA World Cup, Group A is an outlier due to the automatic assignment of the host.

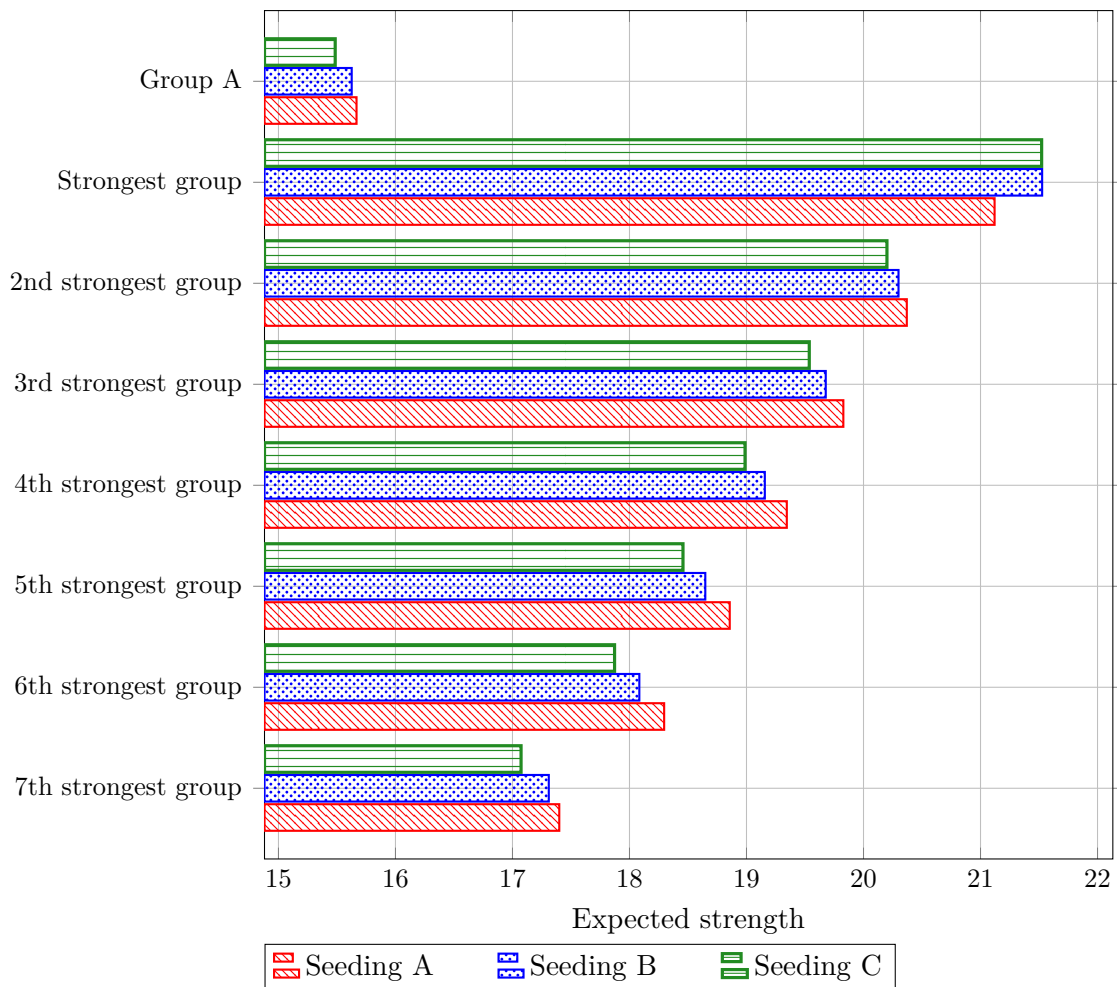


Figure 5: Average group strengths, theoretical model, Setting 1

However, the situation is somewhat more complicated if the contestants of the play-off are relatively weak as in Setting 2 (Figure 6). While Seeding A minimises the imbalance across Group A and the six strongest groups, the weakest of Groups B–H is expected to be closer to the other groups under Seeding B. In other words, Seeding A allows for a relatively easy group if the play-off is won by the lower-ranked contestant which is assigned according to the strength of the higher-ranked contestant.

This conjecture is reinforced by Setting 3, where the participants of the play-off are more different in the probability of winning (Figure 7). Consequently, it is less likely, *ceteris paribus*, that the lower-ranked contestant will advance from the play-off, and the pattern seen in Figure 5 remains valid.

To summarise, Seeding A seems to be the best regime in general. Even though its dominance can be debated in Setting 2, the stakeholders probably prefer six balanced groups together with an easy one (after all, Group A is guaranteed to be easy by the organiser of the 2022 FIFA World Cup) rather than seven groups such that any six of them are less balanced than the six strongest groups under Seeding A.

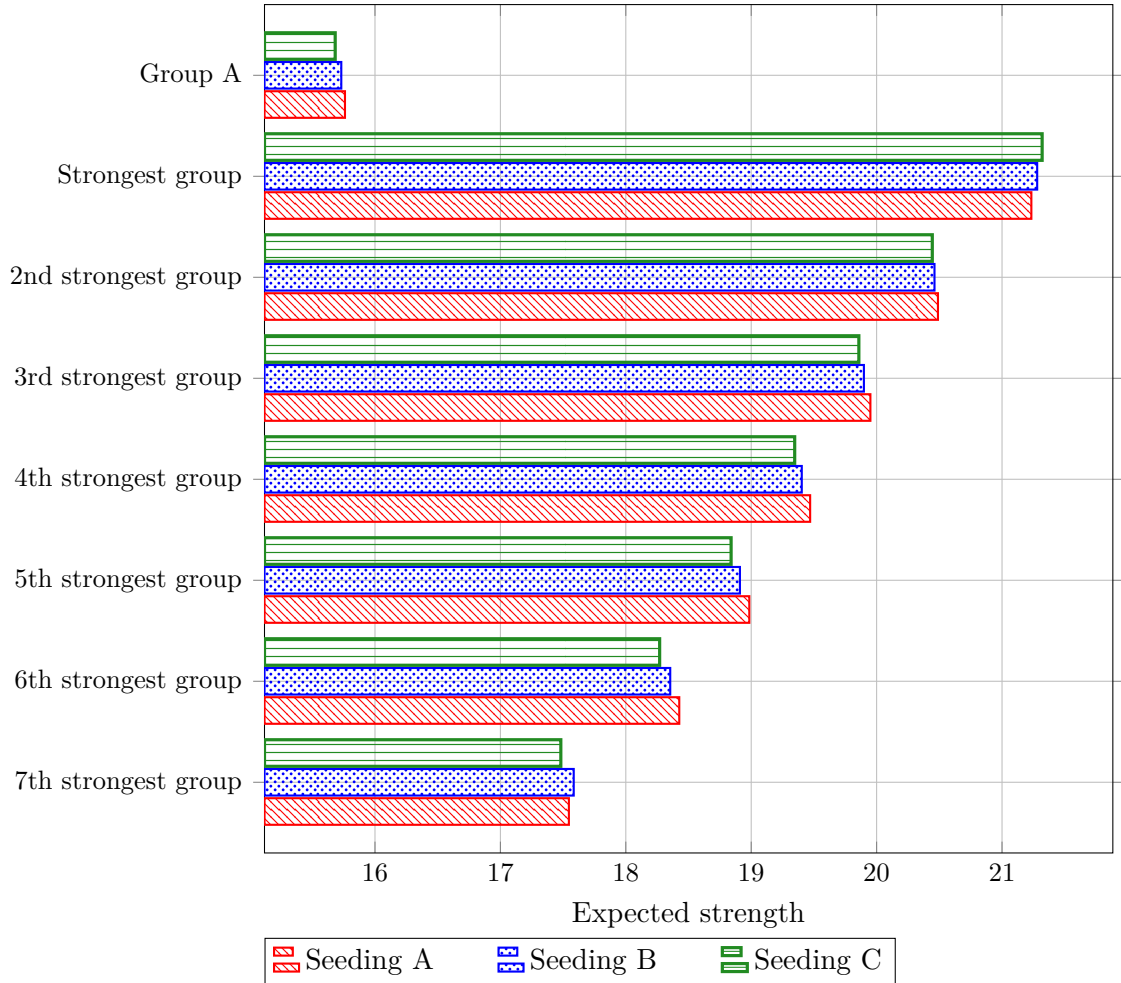


Figure 6: Average group strengths, theoretical model, Setting 2

## 6 Conclusions

The current paper has examined the draw system of the 2022 FIFA World Cup. The official seeding rule has been demonstrated to violate an important principle by failing to balance the competitive levels across the groups. Allocating the winners of the unfinished play-offs according to the highest-ranked candidate does provide a fairer outcome. The questionable decision of FIFA has harmed some countries, including Ukraine. Our proposal of using the rating of the higher-ranked team in an undecided tie for seeding purposes seems to be a fairer policy in general.

Although the methodology used to simulate the outcome of the matches played in the play-offs and the FIFA World Cup is relatively simple, we have mainly focused on the difference between the official and the alternative seeding rules. Hence, the direction of the effects (the variation in the strengths of the groups and the set of countries that benefit/suffer from the official pot allocation) are likely to remain unchanged under a wide set of prediction models.

Our study will probably inspire more researchers to analyse sports rules. Hopefully, FIFA and other tournament organisers will begin extensive consultation with the academic community before similar decisions.

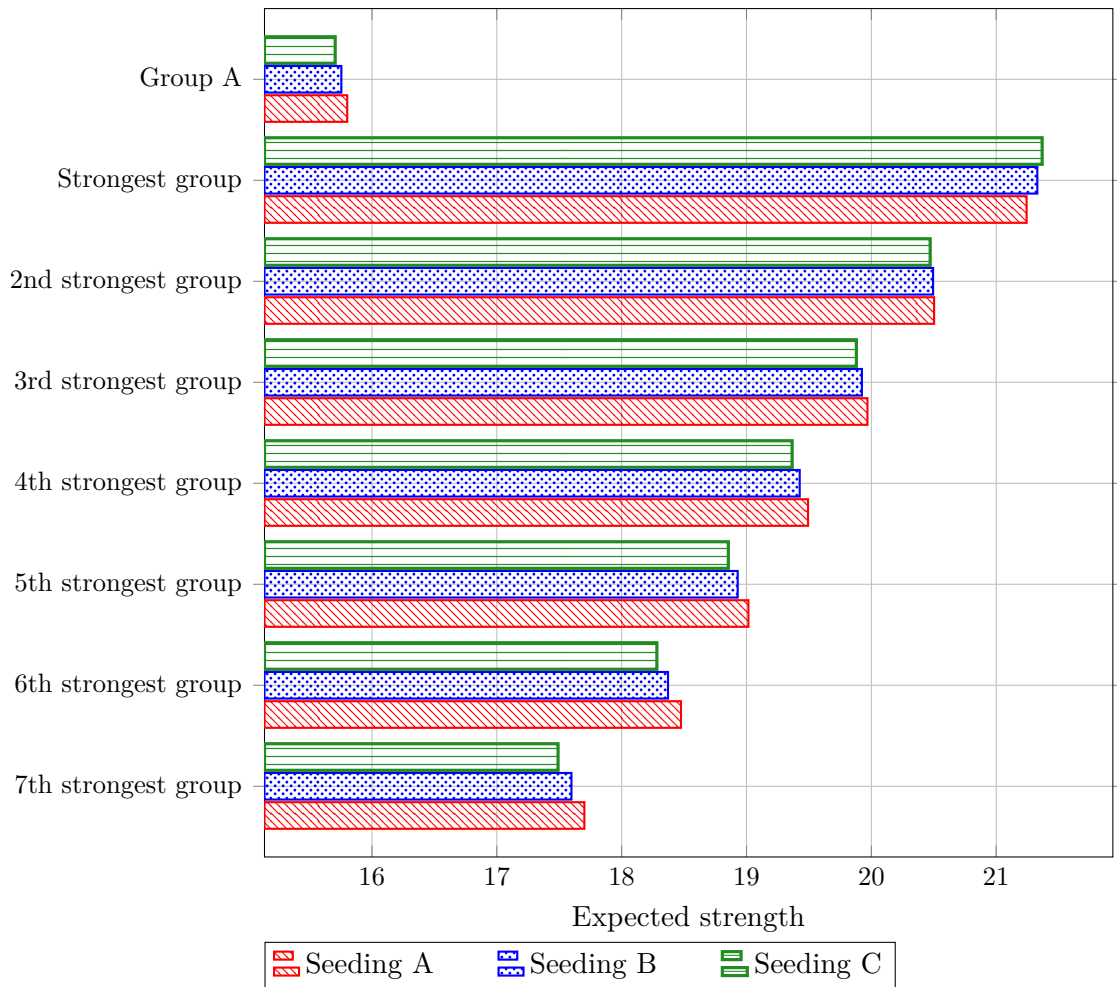


Figure 7: Average group strengths, theoretical model, Setting 3

## Acknowledgements

This paper could not have been written without *my father* (also called *László Csató*), who has primarily coded the simulations in Python.

We are grateful to *Julien Guyon* for inspiration and useful advice. *Hans van Eetvelde*, *Mark Gagolewski*, *Tamás Halm*, and *Dóra Gréta Petróczy* have provided important suggestions. We are indebted to the [Wikipedia community](#) for summarising important details of the sports competition discussed in the paper.

The research was supported by the MTA Premium Postdoctoral Research Program grant PPD2019-9/2019.

## References

- Boczoń, M. and Wilson, A. J. (2018). Goals, constraints, and public assignment: A field study of the UEFA Champions League. Technical Report 18/016, University of Pittsburgh, Kenneth P. Dietrich School of Arts and Sciences, Department of Economics. [https://www.econ.pitt.edu/sites/default/files/working\\_papers/Working%20Paper.18.16.pdf](https://www.econ.pitt.edu/sites/default/files/working_papers/Working%20Paper.18.16.pdf).
- Cea, S., Durán, G., Guajardo, M., Sauré, D., Siebert, J., and Zamorano, G. (2020). An



- analytics approach to the FIFA ranking procedure and the World Cup final draw. *Annals of Operations Research*, 286(1-2):119–146.
- Chater, M., Arrondel, L., Gayant, J.-P., and Laslier, J.-F. (2021). Fixing match-fixing: Optimal schedules to promote competitiveness. *European Journal of Operational Research*, 294(2):673–683.
- Csató, L. (2022a). On the fairness of the restricted group draw problem in the 2018 FIFA World Cup. Manuscript. DOI: [10.48550/arXiv.2103.11353](https://doi.org/10.48550/arXiv.2103.11353).
- Csató, L. (2022b). Quantifying incentive (in)compatibility: A case study from sports. *European Journal of Operational Research*, 302(2):717–726.
- Csató, L. (2022c). Quantifying the unfairness of the 2018 FIFA World Cup qualification. *International Journal of Sports Science & Coaching*, in press. DOI: [10.1177/174795412111073455](https://doi.org/10.1177/174795412111073455).
- Csató, L. (2022d). UEFA against the champions? An evaluation of the recent reform of the Champions League qualification. *Journal of Sports Economics*, in press. DOI: [10.1177/15270025221074700](https://doi.org/10.1177/15270025221074700).
- FIFA (2018a). 2026 FIFA World Cup™: FIFA Council designates bids for final voting by the FIFA Congress. 10 June. <http://web.archive.org/web/20210306161039/https://www.fifa.com/who-we-are/news/2026-fifa-world-cuptm-fifa-council-designates-bids-for-final-voting-by-the-fifa->.
- FIFA (2018b). Revision of the FIFA / Coca-Cola World Ranking. <https://img.fifa.com/image/upload/edbm045h0udbwbkqew35a.pdf>.
- FIFA (2022a). Decisions taken concerning FIFA World Cup Qatar 2022™ qualifiers. 8 March. <https://www.fifa.com/tournaments/mens/worldcup/qatar2022/media-releases/decisions-taken-concerning-fifa-world-cup-qatar-2022-tm-qualifiers>.
- FIFA (2022b). *Draw procedures. FIFA World Cup Qatar 2022™*. <https://digitalhub.fifa.com/m/2ef762dcf5f577c6/original/Portrait-Master-Template.pdf>.
- Football rankings (2020). Simulation of scheduled football matches. 28 December. <http://www.football-rankings.info/2020/12/simulation-of-scheduled-football-matches.html>.
- Guyon, J. (2014). Rethinking the FIFA World Cup™ final draw. Manuscript. DOI: [10.2139/ssrn.2424376](https://doi.org/10.2139/ssrn.2424376).
- Guyon, J. (2015). Rethinking the FIFA World Cup™ final draw. *Journal of Quantitative Analysis in Sports*, 11(3):169–182.
- Guyon, J. (2018). Pourquoi la Coupe du monde est plus équitable cette année. *The Conversation*. 13 June. <https://theconversation.com/pourquoi-la-coupe-du-monde-est-plus-equitable-cette-annee-97948>.
- Jones, M. C. (1990). The World Cup draw’s flaws. *The Mathematical Gazette*, 74(470):335–338.

- Klößner, S. and Becker, M. (2013). Odd odds: The UEFA Champions League Round of 16 draw. *Journal of Quantitative Analysis in Sports*, 9(3):249–270.
- Laliena, P. and López, F. J. (2019). Fair draws for group rounds in sport tournaments. *International Transactions in Operational Research*, 26(2):439–457.
- Lasek, J., Szlávik, Z., and Bhulai, S. (2013). The predictive power of ranking systems in association football. *International Journal of Applied Pattern Recognition*, 1(1):27–46.
- Lasek, J., Szlávik, Z., Gagolewski, M., and Bhulai, S. (2016). How to improve a team’s position in the FIFA ranking? A simulation study. *Journal of Applied Statistics*, 43(7):1349–1368.
- Maher, M. J. (1982). Modelling association football scores. *Statistica Neerlandica*, 36(3):109–118.
- Rathgeber, A. and Rathgeber, H. (2007). Why Germany was supposed to be drawn in the group of death and why it escaped. *Chance*, 20(2):22–24.
- Roberts, G. O. and Rosenthal, J. S. (2022). Football group draw probabilities and corrections. Manuscript. DOI: [10.48550/arXiv.2205.06578](https://doi.org/10.48550/arXiv.2205.06578).
- Scarf, P., Yusof, M. M., and Bilbao, M. (2009). A numerical study of designs for sporting contests. *European Journal of Operational Research*, 198(1):190–198.
- UEFA (2021a). *Regulations of the UEFA Champions League 2021-24 Cycle. 2021/22 Season*. <https://web.archive.org/web/20210714180923/https://documents.uefa.com/r/Regulations-of-the-UEFA-Champions-League-2021/22-Online>.
- UEFA (2021b). *Regulations of the UEFA Europa Conference League 2021-24 Cycle. 2021/22 Season*. <https://web.archive.org/web/20220208043024/https://documents.uefa.com/r/Regulations-of-the-UEFA-Europa-Conference-League-2021/22-Online>.
- Van Eetvelde, H. and Ley, C. (2019). Ranking methods in soccer. In Kenett, R. S., Longford, T. N., Piegorsch, W., and Ruggeri, F., editors, *Wiley StatsRef: Statistics Reference Online*, pages 1–9. Springer, Hoboken, New Jersey, USA.