

# Adversarial Speaker Distillation for Countermeasure Model on Automatic Speaker Verification

Yen-Lun Liao\*, Xuanjun Chen\*, Chung-Che Wang, Jyh-Shing Roger Jang

Department of Computer Science and Information Engineering, National Taiwan University

{r09922047, r09922165}@ntu.edu.tw{geniusturtle, jang}@mirlab.org

## Abstract

The countermeasure (CM) model is developed to protect ASV systems from spoof attacks and prevent resulting personal information leakage in Automatic Speaker Verification (ASV) system. Based on practicality and security considerations, the CM model is usually deployed on edge devices, which have more limited computing resources and storage space than cloud-based systems, confining the model size under a limitation. To better trade off the CM model sizes and performance, we proposed an adversarial speaker distillation method, which is an improved version of knowledge distillation method combined with generalized end-to-end (GE2E) pre-training and adversarial fine-tuning. In the evaluation phase of the ASVspoof 2021 Logical Access task, our proposed adversarial speaker distillation ResNetSE (ASD-ResNetSE) model reaches 0.2695 min t-DCF and 3.54% EER. ASD-ResNetSE only used 22.5% of parameters and 19.4% of multiply and accumulate operands of ResNetSE model.

**Index Terms:** Automatic Speaker Verification, Anti-spoofing, GE2E Pre-training, Adversarial Fine-tuning, Knowledge Distillation

## 1. Introduction

Automatic speaker verification (ASV) is a method for determining if a certain utterance is spoken by an individual. This is one of the most important technologies for biometric identification, which is widely used in real-world applications, including smartphones, smart speakers, digital wallets, etc. Through active research on various methods [1–4], significant performance improvements have been created in accuracy and efficiency of ASV systems. The earliest proposed method [1] used the Gaussian mixture model to extract acoustic features and then computes a score based on the likelihood ratio. Recently, end-to-end ASV models such as [4, 5] have been proposed to directly map utterances to verification scores. End-to-end models improve verification accuracy, making the ASV model compact and efficient.

The ASVspoof challenge series [6–9] were held to encourage researchers developing strong countermeasure (CM) models against spoofing audio signals such as synthetic, converted, and replayed. ASVspoof 2021 consists of three subtasks: logical access (LA), deepfake (DF), and physical access (PA). This paper focuses on the LA subtask, where the spoofing audio signals are generated from either text-to-speech (TTS) or voice conversion (VC) systems. Despite the power of today’s TTS and VC technology, subtle differences still exist between spoofs and raw audio streams. A variety of CM models for LA [10–20] using GRCNNs, VGG, SE-Net, or LCNN have been proposed to detect spoofing audio signals. Both ASV and anti-spoofing

model have also been proven vulnerable to adversarial attack [21, 22]. A variety of defense methods have been proposed to well improve the robustness of ASV and anti-spoofing model against adversarial attacks [23–28]. The biggest commonality between the generated spoofing audio and the adversarial attack audio is that they influence the decisions of the countermeasure model in imperceptible ways.

Some ASV systems [29, 30] are running on edge devices, in order to avoid network transmission failure. The CM model is often used in conjunction with the ASV model. In edge devices, the models need to be lighter to account for limited computing power and storage space. Knowledge distillation (KD) [31] is one classical method used to reduce the model size, where the knowledge is transferred from a larger teacher model to a more lightweight student model. However, KD often degrades the performance while reducing the model size of the model. To maintain or prevent the model performance degradation after distillation, one straightforward motivation is to train a powerful teacher model firstly.

To enable the CM system to sense the gap between the audio produced by TTS and VC technology and the real audio, we emphasize speaker separation to make the decision boundary between modified and bona fide audio for the same speaker clearer. We also utilize the adversarial example to further improve the ability of CM model to perceive the subtle difference between modified and bona fide audio, which inspired by training by adversarial example can easier perceive the subtle perturbation in ASV task [27]. In this paper, we mainly have the following contributions:

- 1) To our best knowledge, this is the first to explore the lightweight ASV spoofing CM model.
- 2) We proposed an adversarial speaker distillation method, which combined with generalized end-to-end (GE2E) [32] pre-training and adversarial fine-tuning for the teacher model, and use KD to obtain the student model.
- 3) Experiments showed that our proposed training strategies effectively improved student model performance, while maintaining a good balance between performance and resource consumption.

## 2. Methods

In this paper, we designed an adversarial speaker distillation training strategy and used ResNetSE [33] as backbone model. The establishment of the teacher model involved two steps: pre-training, and fine-tuning. The teacher model, which is named as GE2E-ResNetSE, is pre-trained by GE2E loss and fine-tuned by negative log-likelihood (NLL) loss. Moreover, adversarial example generation (AEG) was invoked before or during teacher model training. The student ResNetSE (ASD-ResNetSE) distilled adversarial speaker knowledge from GE2E-ResNetSE.

\* Equal contributions.

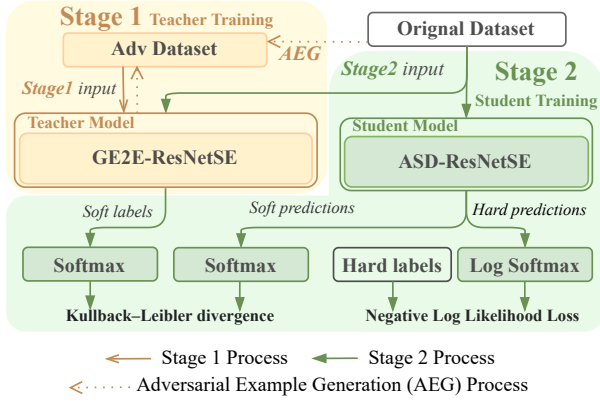


Figure 1: The proposed the training strategies for lightweight CM model for ASV. “Adv Dataset” represents the adversarial dataset generated by the AEG process.

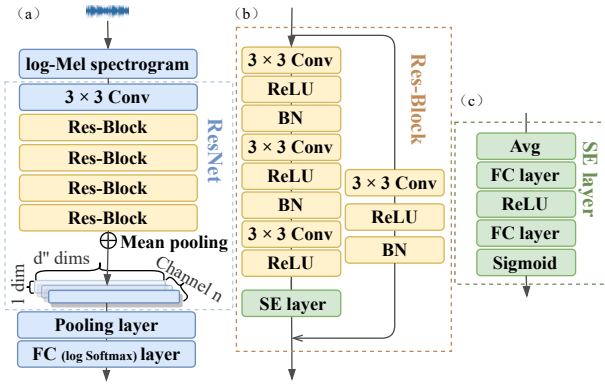


Figure 2: Model structure of ResNetSE. (a) Sketch of ResNetSE model. (b) Details of Res-Block. (c) Details of squeeze-excitation layer.

The overall process is shown in Figure 1, and the details will be described in the following subsections.

## 2.1. Model structure

Excellent results have been achieved by ResNet and its improved version ResNetSE on image processing and ASV [32–34]. Figure 2 shows the structure of ResNetSE, where self-attentive pooling was used as the pooling layer to enhance model flexibility for accepting audio streams of various lengths. The input signals of any length can be reduced to the same dimension by the use of pooling in our system. The output target of ResNetSE is an 8-element vector, indicating the input audio is bona fide, TTS spoofing methods, VC spoofing methods, or an adversarial sample. The difference between GE2E-ResNetSE and ASD-ResNetSE is the number of channels: (32, 64, 128, 256) for the former and (16, 32, 64, 128) for the latter.

## 2.2. Teacher training

The process of training teacher model was composed of two main steps. The first step used speaker labels to perform GE2E pre-training and AEG. GE2E pre-training ensured the model had sufficient discriminating power between different speakers, and AEG created augmentation data according to the speaker la-

bel. In this step, the GE2E loss was computed using the pooling layer of ResNetSE (Figure 2 (a)). The second step fine-tuned the whole model using NLL loss. Since the loss was calculated using the output layer (which was used to determine whether the input audio was bona fide), this fine-tuning step focuses the model on distinguishing fake data by using spoof labels as targets. The teacher model training process was described below.

### 2.2.1. Generalized End-to-End Pre-training

GE2E loss for speaker verification was proposed in [32], and variations on this approach have been used to detect replayed spoofing attacks (PA subtask of ASVspoof 2021) [35]. In this paper, we use GE2E loss calculated according to speaker labels to obtain the initial model. Firstly, each batch included  $M$  utterances from one of the  $N$  different speakers. The utterances  $\mathbf{x}_{nm}$  in the batch (except the query itself) formed the centroids  $c_n$  of each speaker, where  $1 \leq n \leq N$ ,  $1 \leq m \leq M$ . The formula of  $c_n$  is defined as:

$$c_n = \frac{1}{M} \sum_{m=1}^M \mathbf{x}_{nm} \quad (1)$$

Each utterance embedding was expected to be close to its corresponding speaker centroid, but far from the centroids of other speakers. Thus, a similarity matrix  $\mathbf{S}_{nm,k}$  was defined to describe the scaled cosine similarity of utterances with centroids  $k$ , where  $w, b$  are learnable parameters in the expression:

$$\mathbf{S}_{nm,k} = w \cdot \cos(\mathbf{x}_{nm}, c_k) + b \quad (2)$$

Softmax was applied to the similarity matrix for every category (from 1 to  $N$ ) when calculating GE2E loss. The overall loss function was defined in equation 3, which means that utterance embeddings of the same speaker should be close to each other, and far from those of other speakers.

$$\mathcal{L}_{GE2E} = -\mathbf{S}_{nm,n} + \log \sum_{k=1}^N \exp(\mathbf{S}_{nm,k}) \quad (3)$$

---

### Algorithm 1 Basic Iterative Method (BIM)

---

**Require:** Two audios,  $W_1$  and  $W_2$  belonging to the same speaker. Model  $M$ .  $\alpha$ ,  $iter$ , and  $threshold$  are controllable variables.

**Ensure:** Feature of the forged audio.

```

1:  $\mathbf{X}_1 \leftarrow \text{Extract\_feature}(M, W_1)$ 
2:  $\mathbf{D} \leftarrow \text{Zero\_array}(\text{len}(W_1))$ 
3: for  $t \leftarrow 1$  to  $iter$  do
4:    $\mathbf{X}_2 \leftarrow \text{Extract\_feature}(M, W_2 + \mathbf{D})$ 
5:    $s \leftarrow \text{Cos-similarity}(\mathbf{X}_1, \mathbf{X}_2)$ 
6:    $\mathbf{D} \leftarrow \text{clip}(\mathbf{D} + \alpha * \text{sign}(\nabla_{\mathbf{D}}(s)))$ 
7: end for
8:  $\mathbf{X}_2 \leftarrow \text{Extract\_feature}(M, W_2 + \mathbf{D})$ 
9:  $s \leftarrow \text{Cos-similarity}(\mathbf{X}_1, \mathbf{X}_2)$ 
10: if  $s \leq threshold$  then
11:   return NULL
12: end if
13: return  $\mathbf{X}_2$ 
```

---

### 2.2.2. Adversarial Example Generation

AEG was a process that deliberately generated a tiny perturbation to the original example to generate new audio. This work adopted the basic iterative method (BIM) [36] for AEG. The audio inputs of the AEG algorithm were same-speaker randomly-selected bona fide audio signals  $W_1$  and  $W_2$ , and the output was the newly generated example.  $\text{Extract\_Feature}(\mathbf{M}, \mathbf{W})$  meant using model  $\mathbf{M}$  to extract features for  $\mathbf{W}$ . The score  $s$ , indicating the similarity between the forged and the original audio. Only the new example with  $s$  smaller than  $threshold$  will be used as an adversarial sample. The algorithm is shown in detail in Algorithm 1. Based on this, we implemented two AEG methods, static AEG and active AEG.

**Static AEG.** Static AEG used the GE2E pre-trained model as the input for Algorithm 1 to generate attack data. All the generated attack data will be relabeled as an adversarial example and injected into the original data set. Since all the data was created before fine-tuning, static AEG did not increase the overhead of fine-tuning.

**Active AEG.** The difference between static AEG and active AEG was that active AEG executed BIM before each epoch, which means that the same input audios will produce different adversarial samples in different epochs. Although this additional work may increase training time, active AEG was expected to generate more architecture-specific data.

### 2.2.3. Fine-tuning

After the teacher model was pre-trained by GE2E using the output of the pooling layer, the final output indicating the 8 spoof classes (1 bona fide, 6 spoof methods, 1 adversarial) was used as the target for fine-tuning. The dataset used in this stage is the original dataset plus the adversarial samples generated by static or active AEG. The loss function is NLL loss.

### 2.3. Student training

This stage used KD loss [31] to transform the capabilities of GE2E-ResNetSE into ASD-ResNetSE. KD loss is mainly composed of Kullback–Leibler divergence (KL) and NLL loss. KL was used to evaluate the ability of the student model to learn from the output of the teacher model, while NLL loss was used to estimate the ability of the student model to learn the ground-truth spoof labels. The overall loss function is:

$$\mathcal{L}_{KD} = \gamma T^2 \times KL\left(\frac{O_s}{T}, \frac{O_t}{T}\right) + (1 - \gamma)\mathcal{L}_{NLL} \quad (4)$$

where  $O_s$  means the output of the student model,  $O_t$  means the output of the teacher model,  $\mathcal{L}_{NLL}$  is the NLL loss between the prediction of students and ground truth label,  $T$  is the parameter controlling the distillation temperature, and  $\gamma$  is the weight for balancing the contribution from the teacher and the ground truth label. After completing this stage, the output of ASD-ResNetSE will be used to measure the final model performance.

## 3. Experiment Setup

**Dataset and evaluation metrics.** All experiments follow the ASVspoof 2021 [6] settings, and were performed on the ASVspoof 2019 [7] (for validation) and ASVspoof 2021 (for evaluation) LA dataset. We only reported the 2021 results here. Training and development partitions of ASVspoof 2019 were used to construct the countermeasures’ system. The system was evaluated on the ASVspoof 2019 and ASVspoof 2021 evaluation sets. There were 7 spoofing categories, including bona fide,

A01-04 spoofed by TTS, and A05-06 spoofed by VC. Meanwhile, all the audio files were labeled with speaker labels. The training set included a total of 20 speakers, while the development set includes 10 speakers not included in the training set. The dataset we used included a training set of 25,380 utterances, a development set of 24,856 utterances and an evaluation set of 181,566 utterances. Minimum tandem decision cost function (min t-DCF) [37] and equal error rate (EER) were used to evaluate the effectiveness of the countermeasure (CM) models.

**Waveform augmentation.** The number of utterances in the evaluation data set was much larger than that in the training or developing sets. Therefore, we used waveform augmentation to expand the training data to increase system robustness. First, we randomly selected music, voice or noise in MUSAN [38] and trimmed or padded it to the same length as the target utterance, and then added it to the target audio file to generate new audio. Next, we randomly selected audio from the RIR noise data [39] set and convoluted it with the target audio to generate new audio for reverberation simulation of different room sizes. The training data of all models in the experiment were augmented using the above-mentioned on-the-fly methods.

**Training Details.** We extracted 40 dimensions log-Mel spectrogram with a 25 ms window size, a 10 ms hop size, and an FFT size set as 512 as the input while all audio files had a sample rate of 22,050 Hz. Following acoustic extraction, we applied instance normalization to the feature. We set  $\alpha = 3.0$ ,  $iter = 5$ ,  $threshold = 0.4$  in AEG augmentation. The  $\alpha$  and  $iter$  are referred from the empirical value of [27]. We applied waveform augmentation and used the Adam optimizer during the end-to-end teacher and student model training. At the beginning, the learning rate was set to 0.0003, and every two epochs it will become 0.95 times the original.  $\gamma = 0.5$ ,  $T = 5$  is set to KD loss, which was used on the student model.

## 4. Results and Analysis

### 4.1. Ablation Study

**GE2E.** We compared the performance of ResNetSE and GE2E-ResNetSE model in Table 1. The results show that GE2E pre-training reduces the min t-DCF score from 0.3143 to 0.3003, while the EER was also reduced from 5.78 to 5.10. GE2E pre-training enables the model to distinguish information of the same speaker from the information of non-identical speakers, which helped classify the spoof label by providing additional speaker information. Rather than classifying all the data at once, GE2E enabled the classification of spoof and non-spoof starting from classifying a particular speaker case, which was expected to have better results.

Model	Loss	min t-DCF	EER
ResNetSE	$\mathcal{L}_{NLL}$	0.3143	5.78
GE2E-ResNetSE	$\mathcal{L}_{GE2E} + \mathcal{L}_{NLL}$	0.3003	5.10

Table 1: Influence of GE2E pre-training.

**AEG.** The results (B)(C)(D) in the upper part of the Table 2 shows that both active and static AEG improved the performance of GE2E-ResNetSE. In particular, the active method effectively reduced the min t-DCF from 0.3003 to 0.2869 and the EER from 5.10 to 4.59% through runtime augmentation. This showed that adding model-weakness data to the dataset during training can help the model perceive the subtle differences inside the spoofing audio streams. From the perspective of data

Teacher Model	AEG	min t-DCF	EER
(A) ResNetSE	None	0.3143	5.78
(B) GE2E-ResNetSE	None	0.3003	5.10
(C) GE2E-ResNetSE	Static	0.2931	5.05
(D) GE2E-ResNetSE	Active	<b>0.2869</b>	<b>4.59</b>
Student Model	AEG	min t-DCF	EER
(A') ASD-ResNetSE	None	0.2987 (4.9%)	4.83 (16.4%)
(B') ASD-ResNetSE	None	0.2826 (5.8%)	4.44 (12.9%)
(C') ASD-ResNetSE	None	<b>0.2695</b> (8.0%)	<b>3.54</b> (29.9%)
(D') ASD-ResNetSE	None	0.2903 (-1.1%)	4.76 (-3.7%)

Table 2: Comparison of adversarial example generation methods and knowledge distillation. (A')-(D') denote student model obtained by distillation of corresponding teacher (A)-(D). (-%) refers the relative improve ratio between student and teacher.

preparation, the active method can be better implemented by creating adversarial examples in real-time, whereas the static method generated the whole dataset before training.

**Knowledge Distillation.** The lower half of Table 2 was the result of ASD-ResNetSE obtained by distillation of the corresponding teacher through the KD process. The result of (A') is our knowledge distillation baseline, its teacher (A) did not use GE2E pre-training and AEG fine-tuning. The teacher (B) of student (B') used GE2E pre-training, but not AEG fine-tuning. The teachers of (C') and (D') are based on GE2E-ResNetSE and also use static AEG and active AEG fine-tuning respectively. Note that we don't use AEG during the distillation process.

According to Table 2, (A') gains 4.9% min t-DCF and 16.4% EER improvement after distillation. (C') obtains 8.0% min t-DCF and 29.9% EER improvement combined with GE2E pre-training and static AEG fine-tuning, which outperforms baseline (A'). However, (G') degrades (-1.1%) min t-DCF and -3.7% EER. In most distillation results, the performance of the student model did not decrease, but increased. Previous work [40] have found that there are subnetworks exist in original network can reach or exceed the original model performance. Wang [41] has tried to find such a subnetwork through KD. [41] The above result shows that static AEG is more helpful than active AEG to find a super subnetwork in the adversarial speaker distillation process.

## 4.2. Overall Performance

To further analyze overall performance, we select our best ASD-ResNetSE model (C') and ResNetSE (A) and the other existing countermeasure models, such as RawNet2 [10], SE-ResNet18 [11], LFCC-LCNN [12], ECAPA-TDNN [13], AS-SERT34 [14] and W2V2-AASIST [15]. The best ASD-ResNetSE model and GE2E-ResNetSE model were from Table 2. For a fair comparison, we only consider the single models instead of the fusion models. Figure 3 visualize the relation between the model sizes and their performance of min t-DCF, EER. Because SE-ResNet18 does not provide EER results, so we do not make a comparison here.

In Figure 3, we mainly compare with three aspects. Firstly, ASD-ResNetSE not only outperforms all countermeasure models, but also has only a 22.5% model size of ResNetSE. Secondly, ASD-ResNetSE is more than 50% min t-DCF lower than ASSERT34, which have similar model size with ASD-ResNetSE. Moreover, the EER of ASD-ResNetSE is only about 20% of the EER of ASSERT34. The above results demon-

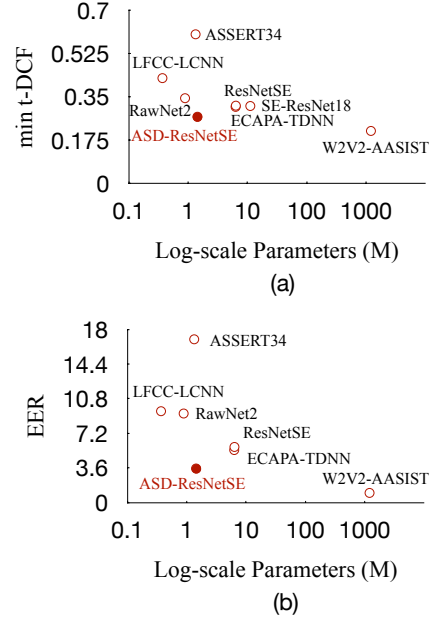


Figure 3: Overall performance comparison.

strate that ASD-ResNetSE can obtain a better trade-off between the model size and performance. Thirdly, W2V2-AASIST achieves state-of-the-art min t-DCF and EER, consisting of a self-supervised learning frontend wav2vec2.0 [42, 43] and a countermeasure backend AASIST [44]. However, its parameters are over 1200 megabytes, so this is not practical for using it on edge devices.

## 4.3. Model Size and Operand

We compared the size and multiply and accumulate operations (MACs) of several methods, shown in Table 3. ASD-ResNetSE, with only 0.90G MACs, had a significantly smaller model size than ResNetSE. As model size, ASD-ResNetSE also had similar MACs with ASSERT34. Combining the results in Table 3 and Figure 3, ASD-ResNetSE stood out with its capacity, efficiency and effectiveness.

Model	Param	MACs	min t-DCF	EER
ResNetSE	6.39 M	4.62 G	0.3143	5.78
ASSERT34 [14]	<b>1.34 M</b>	1.01 G	0.603	16.98
ASD-ResNetSE	1.44 M	<b>0.90 G</b>	<b>0.2695</b>	<b>3.54</b>

Table 3: Comparison of model size and operand. Param represents model parameters. MACs represents multiply and accumulate operations..

## 5. Conclusion

This paper is the first to explore the lightweight CM model for ASV and propose an adversarial speaker distillation method, which is an improved version of knowledge distillation method. In the evaluation phase of the ASVspoof 2021 Logical Access task, The ASD-ResNetSE trained by our porpoised adversarial speaker distillation, which reaches min t-DCF 0.2695 and EER 3.54% with only used 22.5% of parameters and 19.4% of MACs of the original ResNetSE model. The experiment results demonstrate that ASD-ResNetSE stood out with its capacity, efficiency and effectiveness.

## 6. Acknowledgements

Thanks for technical support from Chi-Han Lin, E.SUN COMMERCIAL BANK, LTD. This work was partially supported by the Ministry of Science and Technology, Taiwan (Grant no. MOST109-2221-E-002-163-MY3).

## 7. References

- [1] D. A. Reynolds, T. F. Quatieri, and R. B. Dunn, "Speaker verification using adapted gaussian mixture models," *Digit. signal process.*, vol. 10, no. 1-3, pp. 19–41, 2000.
- [2] A. Senior and I. Lopez-Moreno, "Improving dnn speaker independence with i-vector inputs," in *Proc. ICASSP*, 2014, pp. 225–229.
- [3] Y. Lei, N. Scheffer, L. Ferrer *et al.*, "A novel scheme for speaker recognition using a phonetically-aware deep neural network," in *Proc. ICASSP*, 2014, pp. 1695–1699.
- [4] G. Heigold, I. Moreno, S. Bengio *et al.*, "End-to-end text-dependent speaker verification," in *Proc. ICASSP*, 2016, pp. 5115–5119.
- [5] Y. Zhang *et al.*, "Mfa-conformer: Multi-scale feature aggregation conformer for automatic speaker verification," *arXiv preprint arXiv:2203.15249*, 2022.
- [6] J. Yamagishi *et al.*, "Asvspoof 2021: accelerating progress in spoofed and deepfake speech detection," *arXiv preprint arXiv:2109.00537*, 2021.
- [7] M. Todisco *et al.*, "Asvspoof 2019: Future horizons in spoofed and fake audio detection," *arXiv preprint arXiv:1904.05441*, 2019.
- [8] T. Kinnunen *et al.*, "The ASVspoof 2017 Challenge: Assessing the Limits of Replay Spoofing Attack Detection," in *Proc. INTERSPEECH*, 2017, pp. 2–6.
- [9] Z. Wu *et al.*, "Asvspoof 2015: the first automatic speaker verification spoofing and countermeasures challenge," in *Sixteenth annual conf. of the int. speech commun. association*, 2015.
- [10] H. Tak *et al.*, "End-to-end anti-spoofing with rawnet2," in *Proc. ICASSP*, 2021, pp. 6369–6373.
- [11] W. H. Kang *et al.*, "CRIM's System Description for the ASVspoof2021 Challenge," in *Proc. 2021 Ed. of the Autom. Speaker Verification and Spoofing Countermeasures Challenge*, 2021, pp. 100–106.
- [12] G. Lavrentyeva *et al.*, "STC Antispoofing Systems for the ASVspoof2019 Challenge," in *Proc. INTERSPEECH*, 2019, pp. 1033–1037.
- [13] X. Chen, Y. Zhang, G. Zhu, and Z. Duan, "UR Channel-Robust Synthetic Speech Detection System for ASVspoof 2021," in *Proc. 2021 Edition of the Automatic Speaker Verification and Spoofing Countermeasures Challenge*, 2021, pp. 75–82.
- [14] Z. Benhafid *et al.*, "LARIHS ASSERT Reassessment for Logical Access ASVspoof 2021 Challenge," in *Proc. 2021 Edition of the Automatic Speaker Verification and Spoofing Countermeasures Challenge*, 2021, pp. 94–99.
- [15] H. Tak *et al.*, "Automatic speaker verification spoofing and deepfake detection using wav2vec 2.0 and data augmentation," *arXiv preprint arXiv:2202.12233*, 2022.
- [16] H. Wu *et al.*, "Tackling spoofing-aware speaker verification with multi-model fusion," *arXiv preprint arXiv:2206.09131*, 2022.
- [17] H. Zeinali *et al.*, "Detecting spoofing attacks using vgg and sincnet: but-omilia submission to asvspoof 2019 challenge," *arXiv preprint arXiv:1907.12908*, 2019.
- [18] C. I. Lai *et al.*, "Assert: Anti-spoofing with squeeze-excitation and residual networks," *arXiv preprint arXiv:1904.01120*, 2019.
- [19] J. Yamagishi *et al.*, "STC Antispoofing Systems for the ASVspoof2021 Challenge," in *Proc. 2021 Ed. of the Autom. Speaker Verification and Spoofing Countermeasures Challenge*, 2021, pp. 61–67.
- [20] H. Wu *et al.*, "Partially fake audio detection by self-attention-based fake span discovery," *arXiv preprint arXiv:2202.06684*, 2022.
- [21] F. Kreuk, Y. Adi, M. Cisse, and J. Keshet, "Fooling end-to-end speaker verification with adversarial examples," in *ICASSP*. IEEE, 2018, pp. 1962–1966.
- [22] S. Liu, H. Wu, H.-y. Lee, and H. Meng, "Adversarial attacks on spoofing countermeasures of automatic speaker verification," in *ASRU*. IEEE, 2019, pp. 312–319.
- [23] H. Wu *et al.*, "Spotting adversarial samples for speaker verification by neural vocoders," *arXiv preprint arXiv:2107.00309*, 2021.
- [24] H. Wu, Y. Zhang, Z. Wu, D. Wang, and H.-y. Lee, "Voting for the right answer: Adversarial defense for speaker verification," *arXiv preprint arXiv:2106.07868*, 2021.
- [25] H. Wu *et al.*, "Improving the adversarial robustness for speaker verification by self-supervised learning," *TASLP*, vol. 30, 2022.
- [26] H. Wu, X. Li, A. T. Liu *et al.*, "Adversarial defense for automatic speaker verification by cascaded self-supervised learning models," in *Proc. ICASSP*, 2021, pp. 6718–6722.
- [27] H. Wu, S. Liu, H. Meng *et al.*, "Defense against adversarial attacks on spoofing countermeasures of asv," in *Proc. ICASSP*, 2020, pp. 6564–6568.
- [28] H. Wu, A. T. Liu, and H.-y. Lee, "Defense for black-box attacks on anti-spoofing models by self-supervised learning," *arXiv preprint arXiv:2006.03214*, 2020.
- [29] T. P. Duffy, "Edge device speaker verification," *CUNY Academic Works*, 2020.
- [30] F. Granqvist, M. Seigel, R. van Dalen *et al.*, "Improving on-device speaker verification using federated learning with privacy," *arXiv preprint arXiv:2008.02651*, 2020.
- [31] G. Hinton *et al.*, "Distilling the knowledge in a neural network," *arXiv preprint arXiv:1503.02531*, 2015.
- [32] L. Wan, Q. Wang, A. Papir *et al.*, "Generalized end-to-end loss for speaker verification," in *Proc. ICASSP*, 2018, pp. 4879–4883.
- [33] J. S. Chung *et al.*, "In defence of metric learning for speaker recognition," in *Proc. INTERSPEECH*, 2020.
- [34] H. S. Heo *et al.*, "Clova baseline system for the VoxCeleb speaker recognition challenge 2020," *arXiv preprint arXiv:2009.14153*, 2020.
- [35] Y. Lei *et al.*, "Deep Metric Learning for Replay Attack Detection," in *Proc. 2021 Ed. of the Autom. Speaker Verification and Spoofing Countermeasures Challenge*, 2021, pp. 42–46.
- [36] S. B. A. Kurakin, I. Goodfellow, "Adversarial machine learning at scale," *arXiv preprint arXiv:1611.01236*, 2016.
- [37] T. Kinnunen *et al.*, "Tandem assessment of spoofing countermeasures and automatic speaker verification: Fundamentals," *TASLP*, vol. 28, pp. 2195–2210, 2020.
- [38] D. Snyder, G. Chen, and D. Povey, "Musan: A music, speech, and noise corpus," *arXiv preprint arXiv:1510.08484*, 2015.
- [39] B. S. Kirei *et al.*, "Novel fir implementation for acoustic signal processing," in *2009 15th Int. Symp. for Des. and Technol. of Electronics Packages (SIITME)*, 2009, pp. 351–354.
- [40] J. Frankle and M. Carbin, "The lottery ticket hypothesis: Finding sparse, trainable neural networks," *arXiv preprint arXiv:1803.03635*, 2018.
- [41] R. Wang *et al.*, "Lighthubert: Lightweight and configurable speech representation learning with once-for-all hidden-unit bert," *arXiv preprint arXiv:2203.15610*, 2022.
- [42] A. Baevski *et al.*, "wav2vec 2.0: A framework for self-supervised learning of speech representations," *Advances in Neural Information Processing Systems*, vol. 33, pp. 12 449–12 460, 2020.
- [43] Q. Xu *et al.*, "Self-training and pre-training are complementary for speech recognition," in *ICASSP*. IEEE, 2021, pp. 3030–3034.
- [44] J.-w. Jung *et al.*, "Aasist: Audio anti-spoofing using integrated spectro-temporal graph attention networks," in *ICASSP*. IEEE, 2022, pp. 6367–6371.