

# A Comparative Study on Speaker-attributed Automatic Speech Recognition in Multi-party Meetings

Fan Yu<sup>1</sup>, Zhihao Du, Shiliang Zhang, Yuxiao Lin<sup>2</sup>, Lei Xie<sup>1</sup>

<sup>1</sup>Audio, Speech and Language Processing Group (ASLP@NPU), School of Computer Science, Northwestern Polytechnical University, Xi'an, China

<sup>2</sup>College of Computer Science and Technology, Zhejiang University, Hangzhou, China

fyu@npu-aslp.org, lxie@nwpu.edu.cn

## Abstract

In this paper, we conduct a comparative study on speaker-attributed automatic speech recognition (SA-ASR) in the multi-party meeting scenario, a topic with increasing attention in meeting rich transcription. Specifically, three approaches are evaluated in this study. The first approach, **FD-SOT**, consists of a frame-level diarization model to identify speakers and a multi-talker ASR to recognize utterances. The speaker-attributed transcriptions are obtained by aligning the diarization results and recognized hypotheses. However, such an alignment strategy may suffer from erroneous timestamps due to the modular independence, severely hindering the model performance. Therefore, we propose the second approach, **WD-SOT**, to address alignment errors by introducing a word-level diarization model, which can get rid of such timestamp alignment dependency. To further mitigate the alignment issues, we propose the third approach, **TS-ASR**, which trains a target-speaker separation module and an ASR module jointly. By comparing various strategies for each SA-ASR approach, experimental results on a real meeting scenario corpus, AliMeeting, reveal that the WD-SOT approach achieves 10.7% relative reduction on averaged speaker-dependent character error rate (SD-CER), compared with the FD-SOT approach. In addition, the TS-ASR approach also outperforms the FD-SOT approach and brings 16.5% relative average SD-CER reduction.

**Index Terms:** rich transcription, speaker-attributed, multi-speaker ASR, AliMeeting

## 1. Introduction

Speaker-attributed automatic speech recognition (SA-ASR) is the major purpose of rich transcription in real-world multi-party meetings [1, 2]. In general, SA-ASR aims at answering the question “who spoke what” [3–6]. Compared with the multi-speaker ASR [7–9], SA-ASR not only focuses on transcribing multi-speaker speech that may contain overlapped segments from different speakers, but also assigns speaker label to each recognized word. Therefore, SA-ASR system needs to take more consideration of all involved modules, such as speaker diarization [10–12] to count and identify speakers, speech separation [13–15] to handle overlapping speech and ASR [16–18] to recognize speech contents from the separated signals.

The accuracy of SA-ASR is affected by both transcript prediction and speaker assignment. Recently, a lot of efforts have been made on designing an end-to-end system that directly outputs multi-speaker transcriptions [7, 9, 19–21]. Speech separation and joint-training with multiple ASR decoder under permutation invariant training (PIT) scheme is the typical approach [7, 19–21]. However, the maximum number of speakers that the model can handle is constrained by the number of

the decoders in the model. Besides, duplicated hypotheses can be generated in different outputs, since the outputs are independent of each another in PIT. To mitigate these issues, the serialized output training (SOT) strategy is proposed for multi-talker ASR [9], which introduces a special symbol to represent the speaker change with only one output layer. In this way, SOT-based models have no constraints on the maximum number of speakers and avoid duplicated hypotheses naturally. In the M2MeT challenge [22, 23], SOT has been well applied and achieved remarkable performance. Therefore, we combine the multi-speaker hypotheses of the SOT-based ASR model and the frame-level results of the speaker diarization model (e.g. TS-VAD [24, 25]) to obtain the speaker-attributed transcriptions by simply aligning the timestamps as our first approach, named frame-level diarization with SOT (**FD-SOT**).

However, such an alignment strategy may suffer from erroneous timestamps due to the modular independence, severely hindering the speaker assignment performance. Considering that the lack of correlation between the ASR and speaker diarization modules could cause the potential alignment errors, the extension works of the SOT introduced the speaker inventory and speaker encoder to produce speaker labels for each ASR token [26–28]. Although it achieved significantly speaker-attributed word error rate, these approaches cost a lot for changing ASR model structures and training pipelines in the industry area. In order to retain the original ASR network structure designed for single-speaker while addressing the alignment errors, we propose the second approach named word-level diarization with SOT (**WD-SOT**) by introducing a word-level diarization model, which utilizes the recognized transcriptions from a SOT-based ASR, to get rid of such timestamp alignment dependency. Meanwhile, we adopt self-attention to capture more contextual semantic information, which can further improve the diarization performance.

Both FD-SOT and WD-SOT depends on the output of the SOT model, thus the errors of SOT will seriously affect the performance of the overall framework. Therefore, we turn to another solution of SA-ASR that uses the separation model to handle overlapped speech while get rid of the dependency on the multi-talker ASR output [7, 19, 29–32]. As the speech separation models are usually trained based on the signal-level criterion, joint training strategy was proposed to mitigate the mismatch between the separation and the backend ASR and achieve better recognition performance [7, 19, 31, 32]. However, most of the prior works adopted blind source separation (BSS), which cannot determine the speaker of the recognition transcriptions. In order to achieve the SA-ASR task, we use target speech separation (TSS) instead by adopting speaker diarization and speaker extraction models to obtain the speaker embeddings required

by TSS module, which is named joint target-speaker separation and ASR (**TS-ASR**) approach.

Although most of the works described above show promising results in multi-speaker ASR by employing simulated data sets for evaluation, problems including an unknown speaker numbers, variable overlap rate, and accurate speaker identity are still considered unsolved, especially for real-world applications. SA-ASR for multi-speaker speech remains to be a very difficult problem especially when speech utterances from multiple speakers significantly overlap in monaural recordings. In this paper, to the best of our knowledge, we are the first to evaluate SA-ASR approaches on the real Mandarin meeting corpora AliMeeting to provide reasonable SA-ASR results and promote the research in meeting rich transcription.

## 2. Evaluation Data

In this study, we use the AliMeeting meeting corpus [22, 23] to evaluate various SA-ASR systems. Collected in real meetings, the AliMeeting corpus contains 104.75 hours<sup>1</sup> data for training (Train), 4 hours for evaluation (Eval) and 10 hours for test (Test). Each set contains several meeting sessions and each session consists of a 15 to 30-minute discussion by 2 to 4 participants. To highlight the speaker overlap, the sessions with 4 participants account for 59%, 50% and 57% sessions in Train, Eval and Test, respectively. Train and Eval sets contain the 8-channel audios recorded from the microphone array (*Ali-far*) as well as the near-field audio (*Ali-near*) from the participant’s headset microphone, while the Test set only contains the far-field audios. *Ali-far-bf* is produced by applying CD-DMA Beamformer [33, 34]. In this paper, the model training and evaluation are all based on the single-channel audio, namely *Ali-near* and *Ali-far-bf*. The prefix *Train-*, *Eval-* and *Test-* are used to indicate different sets, e.g., *Train-Ali-far-bf* denotes the one channel data outputted by the beamformer which takes the AliMeeting 8-channel array Train data as input. We use official scripts<sup>2</sup> provided by the M2MeT challenge to prepare the sentence segmentation timestamp. Meanwhile, in order to improve the performance of the speech separation module used in this paper, we simulate 50 hours mixed training data named *Train-Ali-simu* from *Train-Ali-near*.

## 3. SA-ASR

### 3.1. SOT

The SOT method has an excellent ability to model the dependencies among outputs for different speakers and no longer has a limitation on the maximum number of speakers. To recognize multiple utterances, SOT serializes multiple references into a single token sequence with a special token  $\langle sc \rangle$ , which is used to concatenate the transcriptions of the different utterances. In order to avoid the complex calculation of PIT for all possible concatenation patterns, SOT sorts the reference labels by their start times, which means “first-in, first-out” (FIFO). The experiments shown that the FIFO method achieves a better CER than the method of calculating all permutations [9]. Meanwhile, considering the high overlap ratio and frequent speaker turn on the AliMeeting corpus, we experimentally investigate the speaker-based and utterance-based FIFO training schemes [35] in the section 4. Remarkably, we employ Transformer [16] model with Conformer encoder [17], which includes 12 encoder layers and 6 decoder layers. The common parameters of the encoder

and decoder layers are:  $d^{head} = 4$ ,  $d^{attn} = 256$ ,  $d^{ff} = 2048$  for the number of attention heads, dimension of attention module, and dimension of feedforward layer, respectively.

### 3.2. FD-SOT

As the top three teams all employ TS-VAD to find the overlap between speakers in M2MeT challenge speaker diarization track [23], we also re-implemented it and achieved DERs of 4.20% and 5.42% on Eval and Test of AliMeeting test sets, respectively. To further obtain the speaker-attributed transcriptions, we combine the results of TS-VAD and SOT by aligning the timestamps which is named frame-level diarization with SOT (FD-SOT). The detailed process of FD-SOT is showing as follows:

- 1) We estimate the number of the utterances using the oracle sentence segmentation, say  $\hat{N}$ , according to the diarization output of TS-VAD.
- 2) The utterance number of SOT output is defined as  $N$ . If  $\hat{N}$  is equal to  $N$ , no further effort is required.
- 3) If  $\hat{N}$  is larger than  $N$ , we select  $N$  out of the utterances that have the longest duration in the TS-VAD diarization output, and discard other utterances.
- 4) If  $\hat{N}$  is smaller than  $N$ , we select  $\hat{N}$  out of utterances that have the longest text length in the SOT output, and discard other utterances.
- 5) Finally, we match utterances between TS-VAD and SOT in chronological order.

### 3.3. WD-SOT

In the proposed world-level diarization (WD) method, we first use three individual encoders to encode the multi-talker hypotheses, speech features and speaker embeddings. Given the encoded hypotheses  $H = \{h_l | l = 1, \dots, L\}$  and features  $X = \{x_t | t = 1, \dots, T\}$ , a multi-head attention is used to produce the aggregated feature representation  $r_l$  for each token:

$$r_l = \sum_{t=1}^T a_{l,t} W_v x_t \quad (1)$$

which is thought to include both acoustic and semantic information.  $a_{l,t}$  is calculated by

$$\begin{aligned} \alpha_{l,t} &= \text{dot}(W_q h_l, W_k x_t), \\ a_{l,t} &= \frac{\exp(\alpha_{l,t})}{\sum_{i=1}^T \exp(\alpha_{l,i})}. \end{aligned} \quad (2)$$

$W_q$ ,  $W_k$  and  $W_v$  are trainable parameters in the attention layer. Next, the context-independent (CI) score  $S^{CI}$  is derived from the dot product between the encoded speaker embeddings  $\mathbf{v}_n$  and the aggregated representations  $\mathbf{r}_l$ :

$$S_{l,n}^{CI} = \text{dot}(\mathbf{r}_l, \mathbf{v}_n). \quad (3)$$

While CI scores only consider the representations of the current speaker, the contextual information of different speakers is also useful to identify the activated speaker from others. Therefore, we further design a context-dependent (CD) score  $S_{l,n}^{CD}$ , which is defined as follows:

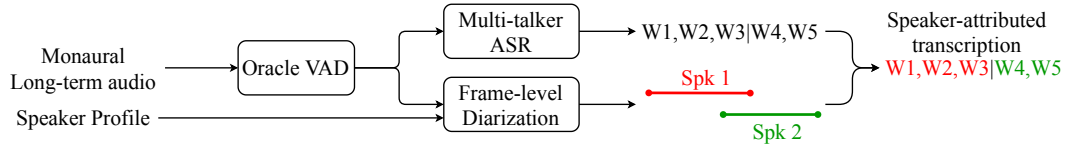
$$S_{l,n}^{CD} = f(\mathbf{r}_l, \mathbf{v}_n; R, \Theta) \quad (4)$$

where  $f$  is a context-aware function, e.g., the self-attention based networks (SAN) [16], and  $\Theta$  are learnable parameters

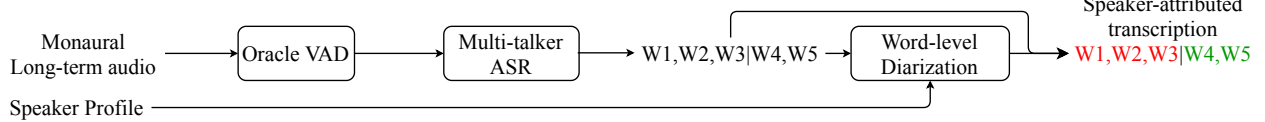
<sup>1</sup>Hours are calculated in a single channel of audio.

<sup>2</sup><https://github.com/yufan-aslp/AliMeeting>

### Approach 1 (Baseline): Frame-level diarization with SOT (FD-SOT)



### Approach 2: Word-level diarization with SOT (WD-SOT)



### Approach 3: Joint target-speaker separation and ASR (TS-ASR)

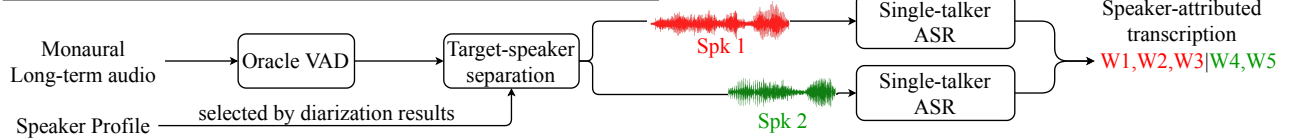


Figure 1: Semantic diagram of compared approaches, including FD-SOT, WD-SOT and TS-ASR.

of  $f$ .  $R = \{r_l | l = 1, \dots, L\}$  contains all aggregated representations in an utterance. Finally, the CI and CD scores are concatenated and fed to a post-processing network to predict the corresponding speaker for each character.

In this study, a four-layer self-attention based encoder is employed to encode the recognized text with 8 attention heads and 256 hidden units in each layer. For the speech encoder, a four-layer feed-forward sequential memory network (FSMN) [36] is adopted with the memory blocks of 256 and the kernel size of 31. A multi-layer perceptron (MLP) is adopted as the speaker encoder, which consists of three layers and 256 hidden units in each layer. For the post-processing network, a two-layer FSMN is used with the same hidden units and kernel size as the speech encoder.

#### 3.4. TS-ASR

Target-speaker separation modules generate target-speaker representation from multi-speaker signals by enrollment embedding for ASR. With the premise that optimizing front-end and back-end separately will lead to sub-optimal performance, joint modeling will make the whole system matching the final metric. Meanwhile, we adopt TS-VAD, described in Section 3.2, and d-vector extraction network to obtain the speaker embeddings required by target-speaker separation module.

For the target-speaker separation model structure, we compared the performance between Conformer [17] and convolutional recurrent network (CRN) [37]. Conformer target-speaker separation network consists of 6 encoder layers with 4 attention heads, 256 attention dimensions and 2048 dimensional feed-forward network. CRN network consists of 2 bi-direction long short-term memory (BLSTM) layers with 256 hidden dimensions and a convolutional encoder-decoder (CED) with skip connections of corresponding encoder and decoder layer. We employ a Res2Net-based d-vector extraction network trained on VoxCeleb corpora [38, 39] as the speaker embedding model. It should be noted that the d-vector is combined with both front-end models using feature-wise linear modulation (FiLM) [40], which shows better performance on the multi-speaker and noisy datasets. In order to control the TS-ASR model parameters to be consistent with the ASR model of previous approaches, we adopts the ASR model with 6 layers encoder.

## 4. Experiments

### 4.1. Training details

In our work, the 71-dimensional log Mel-filter bank feature (Fbank) is used as the input feature. The window size is 25 ms with a shift of 10 ms. We use 4950 characters extracted from the training transcriptions as the modeling units. SOT models are trained directly based on *Train-Ali-far-bf*, *Train-Ali-near* and *Train-Ali-simu*. For front-end and back-end joint models, we first pre-train each module with *Train-Ali-simu* and *Train-Ali-near*, respectively. Then we use the *Train-Ali-far-bf* data for fine-tuning and use ASR loss function to update the parameters of the whole model for joint training. We train the model for 100 epochs with the Adam optimizer. The warm-up and linear decaying learning rate scheduler is also employed.

### 4.2. Evaluation metric

We use two evaluation metrics in our experiments, referring as speaker independent- (SI-) and speaker dependent- (SD-) character error rate (CER) [41]. The SI-CER is designed to measure the performance of multi-speaker ASR task (e.g, track 2 of M2Met challenge [22, 23]), which ignores the speaker labels. On the other hand, the SD-CER, slightly different from cp-WER [28], is calculated by comparing the ASR hypothesis and the reference transcription of the corresponding speaker instead of all possible speaker permutations. The SD-CER is more rigorous in calculation due to the global calculation of the entire meeting, which needs to determine the exactly global speaker ID for each utterance in the whole meeting.

### 4.3. Comparison of different SA-ASR approaches

As shown in Table 1, we evaluate our SA-ASR approaches on AliMeeting Eval and Test sets. We first compare the speaker-based and utterance-based FIFO training schemes of SOT models described in Section 3.1. Consistent with the conclusion of [35], we find that the utterance-based FIFO training significantly outperforms the speaker-based FIFO training with over 1% absolute SI/SD-CER reduction for all SOT-based approaches, due to the high overlap ratio and frequent speaker turns of AliMeeting. Based on this conclusion, we employ the utterance-based FIFO scheme in the remaining experiments.

For the SOT-based model, we regard the SI-CER result of SOT as the topline of SD-CER results, assuming that each token matches the correct speaker. We can see that our proposed WD-SOT approach outperforms the FD-SOT approach, leading to 12.2% (41.0%  $\rightarrow$  36.0%) and 9.6% (41.2%  $\rightarrow$  37.1%) relative SD-CER reduction on Eval and Test set, respectively. Compared with SOT-based SA-ASR models, our proposed TS-ASR models achieve the lowest averaged SD-CER. Specifically, TS-ASR (CRN) approach achieves SD-CERs of 32.5% and 35.1% on Eval and Test sets, respectively.

Table 1: SA-ASR results for various modular approaches on Eval and Test sets (%).

| Approach           | Metric | Eval        | Test        | Average     |
|--------------------|--------|-------------|-------------|-------------|
| SOT [22, 23]       | SI-CER | 29.7        | 30.9        | 30.6        |
| FD-SOT             | SD-CER | 41.0        | 41.2        | 41.2        |
| WD-SOT             |        | 36.0        | 37.1        | 36.8        |
| TS-ASR (Conformer) |        | 34.8        | <b>34.7</b> | 34.7        |
| TS-ASR (CRN)       |        | <b>32.5</b> | 35.1        | <b>34.4</b> |

#### 4.4. Comparison of various strategies for WD-SOT

We further compare the effect of various strategies for the WD-SOT approach, and the results are shown in Table 2. The first-row result of WD-SOT is trained using only ground truth transcripts of *Train-Ali-far-bf*. To increase the robustness of the model, we add the hypothetical transcriptions to the training set, which dramatically decreases the average SD-CER from 39.1% to 37.9%. From the comparison of contextual information, we can conclude that when the WD-SOT captures more context information through the self-attention layer, the performance can be significantly improved, which achieves 2.9% (37.9%  $\rightarrow$  36.8%) relative average SD-CER reduction. Our WD-SOT approach is based on the results of SOT, so the SOT performance will seriously affect the performance of the whole framework. Considering the position offset of the separator (sc) caused by the difficult meeting scene, we intend to investigate the impact of the separator prediction accuracy on the model performance. After replacing the oracle separator, the overall performance has been improved from 36.8% to 36.3%, especially on Test sets with 2.5% relative SD-CER reduction.

Table 2: Comparison of the WD-SOT results of various strategies on Eval and Test sets (SD-CER %).

| Approach                      | Eval        | Test        | Average     |
|-------------------------------|-------------|-------------|-------------|
| WD-SOT                        | 40.6        | 38.5        | 39.1        |
| + Hypothetical transcriptions | 37.8        | 38.0        | 37.9        |
| + Contextual information      | <b>36.0</b> | 37.1        | 36.8        |
| + Oracle separator (sc)       | 36.4        | <b>36.2</b> | <b>36.3</b> |

#### 4.5. Impact of minimum time of diarization utterances for TS-ASR approach

In the TS-ASR approach, we need to determine the speakers within an oracle sentence segment, which relies on two estimated information: the oracle speaker labels and the speaker diarization results. Surprisingly, we obtain better recognition performance by using speaker diarization results (0s) for both TS-ASR approaches, comparing with the oracle speaker labels, leading to 7.0%/8.2% and 2.5%/3.4% relative SD-CER reduction on Eval and Test set for Conformer and CRN TS-ASR approaches, as shown in Table 3. By analyzing the decoding results, we find that some interfering speech is recognized

when target-speaker speech duration is short, resulting in a large number of insertion errors. Compared with the insertion errors caused by oracle speaker labels covering all speaker speech, the deletion errors caused by speaker diarization results ignoring short speaker speech are fewer. Based on this finding, we further investigate the impact of minimum time of diarization utterances for TS-ASR approaches. From the table, we can see that both TS-ASR models achieve the best results at minimum time equal to 0.5 s, which brings absolute SD-CER reduction ranging from 0.5% to 0.8% on the Eval and Test sets compared with the TS-ASR approaches without deleting short speaker speech.

Table 3: TS-ASR results of the different minimum time of diarization utterances on Eval and Test sets (SD-CER %).

| Approach  | Set  | Oracle | Speaker diarization |      |             |      |
|-----------|------|--------|---------------------|------|-------------|------|
|           |      |        | 0s                  | 0.3s | 0.5s        | 0.7s |
| Conformer | Eval | 37.4   | 34.8                | 34.4 | <b>34.3</b> | 34.3 |
| CRN       |      | 35.4   | 32.5                | 32.0 | <b>31.9</b> | 31.9 |
| Conformer | Test | 35.6   | 34.7                | 34.3 | <b>34.2</b> | 34.3 |
| CRN       |      | 36.3   | 35.1                | 34.5 | <b>34.3</b> | 34.4 |

#### 4.6. Effect of joint training for TS-ASR approach

The comparison results between Conformer and CRN TS-ASR approaches with different optimization strategies are shown in Table 4. Here, the front-end modules are pre-trained on *Train-Ali-simu* set and back-end modules are pre-trained with *Train-Ali-near* data, respectively. The difference between the separated and joint training strategies is whether we use ASR loss function to update the front-end module when we use *Train-Ali-far-bf* data to fine-tune the whole model. According to the Table 4, joint optimization for Conformer and CRN TS-ASR approaches leads to 26.8% (47.4%  $\rightarrow$  34.7%) and 23.9% (45.1%  $\rightarrow$  34.3%) relative average SD-CER reduction on Eval and Test set, respectively. We conclude that the joint optimization can make the front-end module more suitable and less distorted for the back-end ASR.

Table 4: The comparison of separated v.s. joint optimization for TS-ASR on Eval and Test sets (SD-CER %).

| Approach  | Optimize strategy | Eval        | Test        | Average     |
|-----------|-------------------|-------------|-------------|-------------|
| Conformer | Separated         | 46.0        | 48.0        | 47.4        |
|           | Joint             | 34.8        | <b>34.7</b> | 34.7        |
| CRN       | Separated         | 43.3        | 45.8        | 45.1        |
|           | Joint             | <b>32.5</b> | 35.1        | <b>34.3</b> |

## 5. Conclusion

In this study, three SA-ASR approaches are evaluated on the AI-Meeting corpus, a challenging real meeting Mandarin dataset. Compared with the baseline approach, FD-SOT, the proposed WD-SOT approach addresses the alignment errors by introducing a word-level diarization model and results in a 10.7% relative average SD-CER reduction. To further get rid of the dependency on multi-talker ASR output, the proposed TS-ASR trains a target-speaker separation module and a ASR module jointly, which leads to 16.5% relative average SD-CER reduction compared with FD-SOT. Besides, ignoring short diarization utterances can bring an 0.8% absolute SD-CER reduction for TS-ASR. In the future, we will investigate how to incorporate the single-speaker ASR trained on large-scale data into our proposed approaches for real-world applications.

## 6. References

- [1] J. G. Fiscus, J. Ajot, M. Michel, and J. S. Garofolo, “The rich transcription 2006 spring meeting recognition evaluation,” in *Proc. MLMI*. Springer, 2006, pp. 309–322.
- [2] J. G. Fiscus, J. Ajot, and J. S. Garofolo, “The rich transcription 2007 meeting recognition evaluation,” in *Proc. MTPH*. Springer, 2007, pp. 373–389.
- [3] J. Barker, S. Watanabe, E. Vincent, and J. Trmal, “The fifth ‘CHiME’ speech separation and recognition challenge: Dataset, task and baselines,” in *Proc. INTERSPEECH*. ISCA, 2018, pp. 1561–1565.
- [4] S. Watanabe, M. Mandel, J. Barker *et al.*, “CHiME-6 Challenge: Tackling Multispeaker Speech Recognition for Unsegmented Recordings,” in *Proc. CHiME 2020*, 2020, pp. 1–7.
- [5] N. Ryant, P. Singh, V. Krishnamohan, R. Varma, K. Church, C. Cieri, J. Du, S. Ganapathy, and M. Liberman, “The third DIHARD diarization challenge,” *arXiv preprint arXiv:2012.01477*, 2020.
- [6] I. McCowan, J. Carletta, W. Kraaij, S. Ashby, S. Bourban, M. Flynn *et al.*, “The AMI meeting corpus,” in *Proc. ICMT*, vol. 88. Citeseer, 2005, p. 100.
- [7] D. Yu, X. Chang, and Y. Qian, “Recognizing multi-talker speech with permutation invariant training,” in *Proc. INTERSPEECH*. ISCA, 2017, pp. 2456–2460.
- [8] Z. Chen, J. Droppo, J. Li, and W. Xiong, “Progressive joint modeling in unsupervised single-channel overlapped speech recognition,” *Proc. TASLP*, vol. 26, no. 1, pp. 184–196, 2017.
- [9] N. Kanda, Y. Gaur, X. Wang, Z. Meng, and T. Yoshioka, “Serialized output training for end-to-end overlapped speech recognition,” in *Proc. INTERSPEECH*. ISCA, 2020, pp. 2797–2801.
- [10] T. J. Park, N. Kanda, D. Dimitriadis, K. J. Han, S. Watanabe, and S. Narayanan, “A review of speaker diarization: Recent advances with deep learning,” *Proc. CSL*, vol. 72, p. 101317, 2022.
- [11] Y. Fujita, N. Kanda, S. Horiguchi, Y. Xue, K. Nagamatsu, and S. Watanabe, “End-to-end neural speaker diarization with self-attention,” in *Proc. ASRU*. IEEE, 2019, pp. 296–303.
- [12] S. Horiguchi, Y. Fujita, S. Watanabe, Y. Xue, and K. Nagamatsu, “End-to-end speaker diarization for an unknown number of speakers with encoder-decoder based attractors,” in *Proc. INTERSPEECH*. ISCA, 2020, pp. 269–273.
- [13] D. Yu, M. Kolbæk, Z.-H. Tan, and J. Jensen, “Permutation invariant training of deep models for speaker-independent multi-talker speech separation,” in *Proc. ICASSP*. IEEE, 2017, pp. 241–245.
- [14] J. R. Hershey, Z. Chen, J. Le Roux, and S. Watanabe, “Deep clustering: Discriminative embeddings for segmentation and separation,” in *Proc. ICASSP*. IEEE, 2016, pp. 31–35.
- [15] Z. Chen, Y. Luo, and N. Mesgarani, “Deep attractor network for single-microphone speaker separation,” in *Proc. ICASSP*. IEEE, 2017, pp. 246–250.
- [16] A. Vaswani, N. Shazeer, N. Parmar, J. Uszkoreit, L. Jones, A. N. Gomez, L. Kaiser, and I. Polosukhin, “Attention is all you need,” in *Proc. NeurIPS*, 2017, pp. 5998–6008.
- [17] A. Gulati, J. Qin, C.-C. Chiu, N. Parmar *et al.*, “Conformer: Convolution-augmented transformer for speech recognition,” in *Proc. INTERSPEECH*. ISCA, 2020, pp. 5036–5040.
- [18] J. Li, “Recent advances in end-to-end automatic speech recognition,” *arXiv preprint arXiv:2111.01690*, 2021.
- [19] H. Seki, T. Hori, S. Watanabe, J. L. Roux, and J. R. Hershey, “A purely end-to-end system for multi-speaker speech recognition,” in *Proc. ACL*. ACL, 2018, pp. 2620–2630.
- [20] Z. Chen, T. Yoshioka, L. Lu, T. Zhou, Z. Meng, Y. Luo, J. Wu, X. Xiao, and J. Li, “Continuous speech separation: Dataset and analysis,” in *Proc. ICASSP*. IEEE, 2020, pp. 7284–7288.
- [21] X. Chang, W. Zhang, Y. Qian, J. Le Roux, and S. Watanabe, “MIMO-Speech: End-to-end multi-channel multi-speaker speech recognition,” in *Proc. ASRU*. IEEE, 2019, pp. 237–244.
- [22] F. Yu, S. Zhang, Y. Fu, L. Xie, S. Zheng, Z. Du *et al.*, “M2MeT: The ICASSP 2022 multi-channel multi-party meeting transcription challenge,” in *Proc. ICASSP*. IEEE, 2022.
- [23] F. Yu, S. Zhang, P. Guo, Y. Fu, Z. Du, S. Zheng, L. Xie *et al.*, “Summary on the ICASSP 2022 multi-channel multi-party meeting transcription grand challenge,” in *Proc. ICASSP*. IEEE, 2022.
- [24] I. Medennikov, M. Korenevsky, T. Prisyach, Y. Khokhlov, M. Korenevskaya *et al.*, “Target-speaker voice activity detection: a novel approach for multi-speaker diarization in a dinner party scenario,” in *Proc. INTERSPEECH*. ISCA, 2020, pp. 274–278.
- [25] M. He, D. Raj, Z. Huang, J. Du, Z. Chen, and S. Watanabe, “Target-speaker voice activity detection with improved i-vector estimation for unknown number of speaker,” *arXiv preprint arXiv:2108.03342*, 2021.
- [26] N. Kanda, Y. Gaur, X. Wang, Z. Meng, Z. Chen, T. Zhou, and T. Yoshioka, “Joint speaker counting, speech recognition, and speaker identification for overlapped speech of any number of speakers,” in *Proc. INTERSPEECH*. ISCA, 2020, pp. 36–40.
- [27] N. Kanda, G. Ye, Y. Gaur, X. Wang, Z. Meng, Z. Chen, and T. Yoshioka, “End-to-end speaker-attributed ASR with transformer,” in *Proc. INTERSPEECH*. ISCA, 2021, pp. 4413–4417.
- [28] N. Kanda, X. Xiao, J. Wu, T. Zhou, Y. Gaur, X. Wang, Z. Meng, Z. Chen, and T. Yoshioka, “A comparative study of modular and joint approaches for speaker-attributed asr on monaural long-form audio,” *arXiv preprint arXiv:2107.02852*, 2021.
- [29] Y. Luo and N. Mesgarani, “Conv-tasnet: Surpassing ideal time-frequency magnitude masking for speech separation,” in *Proc. TASLP*, vol. 27, no. 8. IEEE, 2019, pp. 1256–1266.
- [30] Q. Wang, H. Muckenhirn, K. Wilson, P. Sridhar, Z. Wu, J. R. Hershey *et al.*, “Voicefilter: Targeted voice separation by speaker-conditioned spectrogram masking,” in *Proc. INTERSPEECH*. ISCA, 2019, pp. 2728–2732.
- [31] Z. Chen, T. Yoshioka, L. Lu, T. Zhou, Z. Meng, Y. Luo, J. Wu, X. Xiao, and J. Li, “Continuous speech separation: Dataset and analysis,” in *Proc. ICASSP*. IEEE, 2020, pp. 7284–7288.
- [32] J. Wu, Z. Chen, J. Li, T. Yoshioka, Z. Tan *et al.*, “An end-to-end architecture of online multi-channel speech separation,” in *Proc. INTERSPEECH*. ISCA, 2020, pp. 81–85.
- [33] W. Huang and J. Feng, “Differential beamforming for uniform circular array with directional microphones,” in *Proc. INTERSPEECH*. ISCA, 2020, pp. 71–75.
- [34] S. Zheng, W. Huang, X. Wang, H. Suo, J. Feng, and Z. Yan, “A real-time speaker diarization system based on spatial spectrum,” in *Proc. ICASSP*. IEEE, 2021, pp. 7208–7212.
- [35] N. Kanda, X. Chang, Y. Gaur, X. Wang, Z. Meng, Z. Chen *et al.*, “Investigation of end-to-end speaker-attributed asr for continuous multi-talker recordings,” in *Proc. SLT*. IEEE, 2021, pp. 809–816.
- [36] S. Zhang, C. Liu, H. Jiang, S. Wei, L. Dai, and Y. Hu, “Feed-forward sequential memory networks: A new structure to learn long-term dependency,” *arXiv preprint arXiv:1512.08301*, 2015.
- [37] K. Tan and D. Wang, “A convolutional recurrent neural network for real-time speech enhancement,” in *Proc. INTERSPEECH*. ISCA, 2018, pp. 3229–3233.
- [38] A. Nagrani, J. S. Chung, and A. Zisserman, “Voxceleb: A large-scale speaker identification dataset,” in *Proc. INTERSPEECH*. ISCA, 2017, pp. 2616–2620.
- [39] J. S. Chung, A. Nagrani, and A. Zisserman, “Voxceleb2: Deep speaker recognition,” in *Proc. INTERSPEECH*. ISCA, 2018, pp. 1086–1090.
- [40] E. Perez, F. Strub, H. De Vries, V. Dumoulin, and A. Courville, “Film: Visual reasoning with a general conditioning layer,” in *Proceedings AAAI*, vol. 32, no. 1, 2018.
- [41] Y. Fu, L. Cheng, S. Lv, Y. Jv, Y. Kong, Z. Chen, Y. Hu *et al.*, “AISHELL-4: An open source dataset for speech enhancement, separation, recognition and speaker diarization in conference scenario,” in *Proc. INTERSPEECH*. ISCA, 2021, pp. 3665–3669.