

Lossless Speedup of Autoregressive Translation with Generalized Aggressive Decoding

Heming Xia^{1, 2*} Tao Ge^{3†} Furu Wei³ Zuifang Sui¹

¹The MOE Key Laboratory of Computational Linguistics, Peking University

²School of Software & Microelectronics, Peking University

³Microsoft Research Asia

{xiaheming, szf}@pku.edu.cn {tage, fuwei}@microsoft.com

Abstract

In this paper, we propose Generalized Aggressive Decoding (GAD) – a novel approach to accelerating autoregressive translation with no quality loss, through the collaboration of autoregressive and non-autoregressive translation (NAT) of the Transformer. At each decoding iteration, GAD aggressively decodes a number of tokens in parallel as a draft through NAT and then verifies them in the autoregressive manner, where only the tokens that pass the verification are kept as decoded tokens. GAD can achieve the same performance as autoregressive translation but perform much more efficiently because both NAT drafting and autoregressive verification are fast due to parallel computing. We conduct experiments¹ in the WMT14 English-German translation task and confirm that the vanilla GAD yields exactly the same results as greedy decoding with an around 3× speedup, and that its variant (GAD++) with an advanced verification strategy not only outperforms the greedy translation and even achieves the comparable translation quality with the beam search result, but also further improves the decoding speed, resulting in an around 5× speedup over autoregressive translation.

1 Introduction

Since the Transformer (Vaswani et al., 2017) prevailed in natural language processing (NLP), autoregressive decoding has become the *de facto* approach to neural machine translation (NMT) as well as other tasks involving text generation, because it is easy to train and reliable to generate high-quality translation. Despite its advantages, autoregressive translation (AT) has been widely blamed for its poor inference efficiency, which motivates non-autoregressive translation (NAT) (Gu

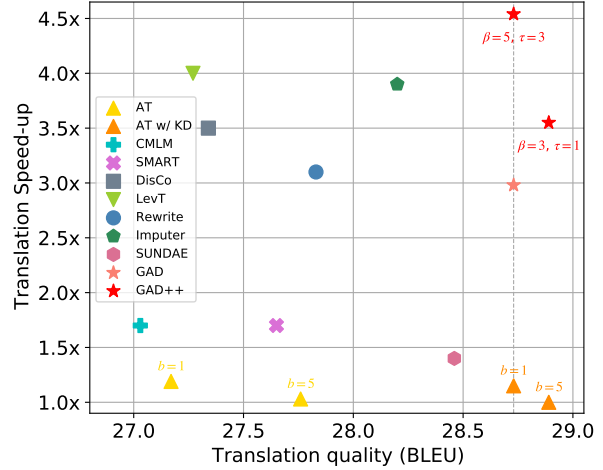


Figure 1: A comparison of translation quality (BLEU) and efficiency (speedup) of models in WMT’14 English-German translation dataset. The speedup baseline (1.0×) is the Transformer-base (Vaswani et al., 2017) with beam search. Slower models and the models whose BLEU scores are lower than 27.0 are not included.

et al., 2018). Unlike AT which sequentially decodes only one token at each iteration so that the next token prediction can be conditioned on the previous decoding results, NAT decodes tokens in parallel without depending on the surface form of previous tokens, largely improving the inference efficiency.

Recent research in NAT mainly focuses on improving its translation quality to bridge the performance gap between NAT and AT (Gu et al., 2018; Ghazvininejad et al., 2019; Gu et al., 2019; Saharia et al., 2020; Qian et al., 2021; Ran et al., 2021; Song et al., 2021; Geng et al., 2021). Until now, however, NAT’s performance has been still less reliable² than AT, as NAT is much more difficult

* This work was done during the author’s internship at MSR Asia. Contact person: Tao Ge (tage@microsoft.com)

† Co-first authors with equal contributions

¹Models and codes will be released soon.

²Although some NAT models match AT results in some benchmarks according to previous work, the comparison (a NAT model distilled from a powerful teacher VS an AT model without knowledge distillation) is not fair enough to draw the conclusion that NAT can really perform as well as AT.

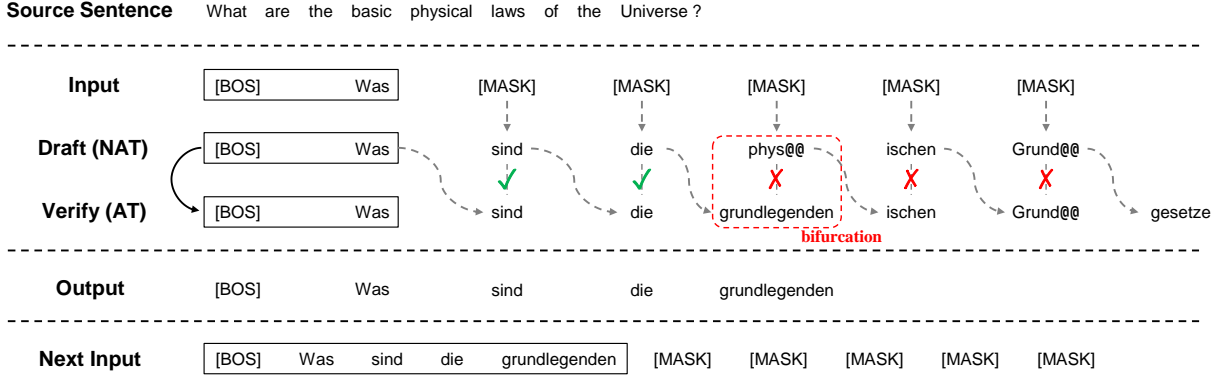


Figure 2: Generalized Aggressive Decoding where a decoding iteration is involved with two substeps: *draft* and *verify*. In the **Draft** substep, an NAT model drafts (i.e., decodes) a block (block size $k = 5$ for this example) of tokens in parallel conditioning on the source sentence and previous decoded tokens (i.e., the tokens in the rectangle boxes). In the **Verify** substep, drafted tokens are verified in parallel: bifurcation is detected as the first position where we find the drafted token does not match the top-1 result verified by an AT model. The drafted tokens after the bifurcation position are all discarded, for guaranteeing GAD’s translation will be the exactly same with greedy decoding of AT.

than AT given its unawareness of the conditional dependence of translated tokens.

Given the fact that AT translates better whereas NAT performs faster, we propose an approach named Generalized Aggressive Decoding (GAD), which is inspired by the success of Aggressive Decoding (Sun et al., 2021b) in a lossless speedup of Grammatical Error Correction, to employ NAT to accelerate translation without quality loss compared with AT. GAD decomposes a decoding iteration into two substeps: *draft* and *verify*: At each decoding iteration, GAD first aggressively *drafts* (i.e., decodes) a fixed number of tokens³ in parallel through NAT; Then, the drafted tokens are *verified* in an AT manner to determine how many of them matches AT’s (top-1) results and thus can be accepted as translation results, as Figure 2 shows. In contrast to conventional AT which decodes at a low speed, AT verification is highly efficient because it performs in parallel; more importantly, it helps guarantee GAD’s translation can be as good as AT, resulting in a desirable balance between translation speed and quality, as shown in Figure 1.

In addition to the vanilla GAD whose translation is required (strictly by the top-1 matching criterion in AT verification) to be identical to greedy decoding of AT, we propose GAD++ — an advanced variant of GAD by slightly loosening the rigid requirement during AT verification. GAD++ not only yields translations beyond greedy decod-

ing, but also prevents good drafted tokens from being discarded just because they are different from greedy decoding results, leading to a higher inference speedup.

The experiments in the WMT14 English-German (EN-DE) translation benchmark show that GAD can yield the exactly same translations as greedy decoding of AT with a $3\times$ speedup and that its variant GAD++ outperforms greedy decoding and achieves comparable translation quality to the state-of-the-art beam search results with an around $5\times$ speedup.

The contributions of this paper are two-fold:

- We propose Generalized Aggressive Decoding (GAD), a novel decoding paradigm that employs NAT to draft and AT to verify, which can achieve a significant speedup owing to high computational parallelism with no translation quality loss compared with AT.
- We propose GAD++ with an advanced strategy to slightly loosen the rigid AT verification in the vanilla GAD, yielding better translations than greedy decoding with further improved efficiency.

2 Background

2.1 Autoregressive Translation

Given a source sentence $\mathbf{x} = (x_1, x_2, \dots, x_n)$ and the target sentence $\mathbf{y} = (y_1, y_2, \dots, y_m)$, an autoregressive translation (AT) model is trained with

³We use “a block of drafted tokens” to denote them in the following parts of this paper.

the target distribution of conditional probabilities based on the chain rule:

$$\begin{aligned}\mathcal{L}_{\text{AT}} &= \log P(\mathbf{y} \mid \mathbf{x}; \boldsymbol{\theta}_{\text{AT}}) \\ &= \sum_{i=1}^m \log P(y_i \mid \mathbf{y}_{<i}, \mathbf{x}; \boldsymbol{\theta}_{\text{AT}})\end{aligned}\quad (1)$$

where $\mathbf{y}_{<i}$ denotes previous target tokens before the i^{th} position. As Eq (1) shows, an AT model is trained via the teacher-forcing strategy that uses ground truth target tokens as previously decoded tokens, which performs efficiently as the probability $P(y_i \mid \mathbf{y}_{<i}, \mathbf{x})$ at each iteration can be calculated in parallel.

During inference, an AT model sequentially predicts output tokens, conditioning on the preceding decoded tokens:

$$\hat{\mathbf{y}} = \arg \max_{\mathbf{y}^*} \sum_{j=1}^{m'} \log P(y_j^* \mid \mathbf{y}_{<j}^*, \mathbf{x}; \boldsymbol{\theta}_{\text{AT}}) \quad (2)$$

where $\hat{\mathbf{y}} = (\hat{y}_1, \hat{y}_2, \dots, \hat{y}_{m'})$ is the predicted target sentence.

Although AT offers desirable translation quality, its sequential decoding scheme with limited parallelism largely reduces its decoding speed, being its main efficiency bottleneck.

2.2 Non-Autoregressive Translation

To improve the inference efficiency, non-autoregressive translation (NAT) (Gu et al., 2018; Ghazvininejad et al., 2019; Qian et al., 2021) removes the sequential dependence between target tokens with a conditional independence assumption for modeling the target sentence:

$$\mathcal{L}_{\text{NAT}} = \sum_{i=1}^m \log P(y_i \mid \mathbf{x}; \boldsymbol{\theta}_{\text{NAT}}) \quad (3)$$

In contrast to AT that will not start predicting y_j until $\mathbf{y}_{<j}$ are completely decoded, NAT decodes⁴ the output sentence in parallel, which is much more efficient than AT:

$$\tilde{\mathbf{y}} = \arg \max_{\mathbf{y}^*} \sum_{j=1}^{m'} \log P(y_j^* \mid \mathbf{x}; \boldsymbol{\theta}_{\text{NAT}}) \quad (4)$$

On the other hand, however, the conditional independence assumption makes it hard to train a NAT model well, leading to a degradation in translation quality despite an improvement in decoding speed.

⁴In this paper, we use $\tilde{\mathbf{y}}$ to denote NAT’s translations, while we use $\hat{\mathbf{y}}$ to denote AT decoded/verified translation results.

2.3 Aggressive Decoding

Aggressive decoding (Sun et al., 2021b) offered a unique perspective to improve the inference efficiency of Grammatical Error Correction (GEC). Given a source sentence $\mathbf{x} = (x_1, x_2, \dots, x_n)$, it first assumes that the output (i.e., corrected sentence) is identical to the source (i.e., no edit), and aggressively decodes as many tokens as possible in parallel conditioning on the source tokens (i.e., previously decoded tokens based on the assumption):

$$\hat{y}_t = \arg \max_{\hat{y}_t} \log P(\hat{y}_t \mid \mathbf{x}_{\leq t-1}, \mathbf{x}; \boldsymbol{\theta}_{\text{AT}}) \quad (5)$$

where $t \in \{1, 2, \dots, n\}$. Then, it verifies if $\hat{\mathbf{y}}$ is identical to \mathbf{x} . If $\hat{\mathbf{y}} = \mathbf{x}$, the inference will finish, meaning that the assumption is correct: there is no grammatical errors in the input and thus no edit is needed. Otherwise, we find the bifurcation index c such that $\hat{\mathbf{y}}_{1,\dots,c-1} = \mathbf{x}_{1,\dots,c-1}$ and $\hat{y}_c \neq x_c$. We discard all the tokens after the bifurcation index c , and then sequentially re-decode them following the conventional autoregressive decoding until we find the next opportunity (i.e., unique suffix matching) to switch back to aggressive decoding.

Since an output sentence is usually highly similar to its source sentence in GEC, aggressive decoding can significantly improve the inference efficiency with the guarantee that its outputs are identical to autoregressive greedy decoding.

3 Generalized Aggressive Decoding

Inspired by the success of Aggressive Decoding in GEC, we propose Generalized Aggressive Decoding (GAD) for accelerating machine translation without quality loss (compared with autoregressive translation). Unlike the original Aggressive Decoding that regards the input sentence as the target sentence draft, which works only for tasks where the input and output are highly similar, GAD additionally employs NAT to generate the target translation draft, allowing it to be applied to any seq2seq task where NAT works well. Specifically, GAD decomposes every decoding iteration into two substeps: *draft* and *verify*:

Draft At each decoding iteration, GAD first utilizes an NAT model to decode a block of drafted tokens (denoted as [MASK] in its decoder input in Figure 2) in parallel, conditioning on preceding translated tokens. Formally, given the source sentence $\mathbf{x} = (x_1, x_2, \dots, x_n)$ and the previous trans-

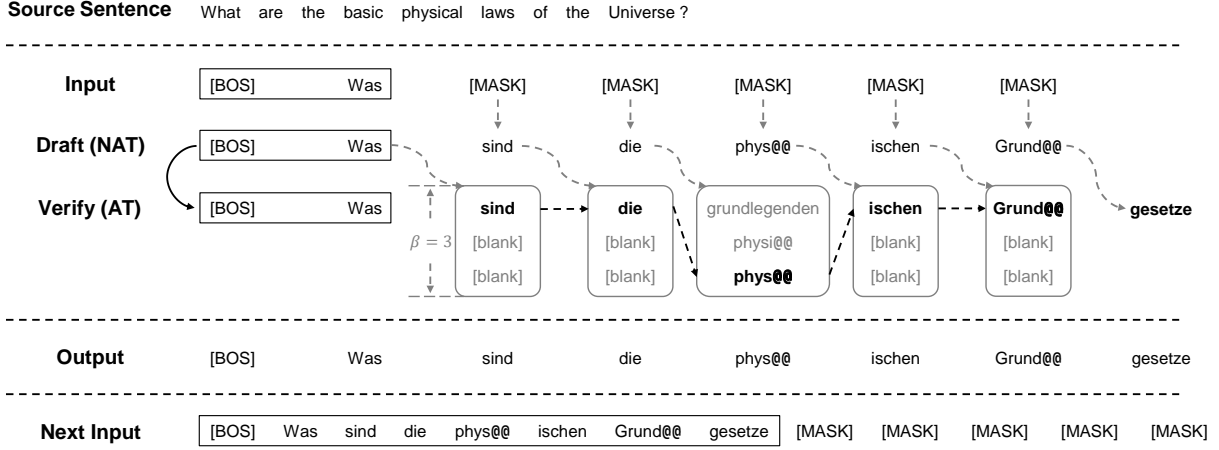


Figure 3: Illustration of GAD++. Compared to the vanilla GAD strictly requiring the drafted tokens to match the top-1 result of the AT verifier, GAD++ slightly loosens the criterion to trust NAT’s draft more, by only requiring the drafted tokens to fall in the $top\text{-}\beta$ of the AT verifier with a tolerable log-likelihood gap (not shown in this Figure; see Eq (9)). As a result, GAD++ allows more drafted tokens to be accepted even if they are slightly different from the top-1 result of the AT verifier, leading to a higher inference speedup.

lated tokens $\mathbf{y}_{\leq j} = (y_1, y_2, \dots, y_j)$, GAD decodes the next k (drafted) tokens as a block in parallel:

$$\tilde{\mathbf{y}}_{j+1 \dots j+k} = \arg \max_{\tilde{\mathbf{y}}_{j+1 \dots j+k}} \sum_{i=1}^k \log P(\tilde{y}_{j+i} | \mathbf{y}_{\leq j}, \mathbf{x}; \theta_{\text{NAT}})$$

Verify Then, the drafted tokens $\tilde{\mathbf{y}}_{j+1 \dots j+k}$ are verified with an AT model in the autoregressive manner, which performs in parallel. As the original Aggressive Decoding, we find the bifurcation position c by comparing the drafted tokens with the autoregressive decoding results conditioning on the draft as Figure 2 shows:

$$c = \arg \max_i \frac{\mathbb{1}(\tilde{y}_{j+i} \neq \hat{y}_{j+i})}{i}, 1 \leq i \leq k$$

$$\hat{y}_{j+i} = \arg \max_{\hat{y}_{j+i}} \log P(\hat{y}_{j+i} | \mathbf{y}_{\leq j}, \tilde{\mathbf{y}}_{j+1 \dots j+i-1}, \mathbf{x}; \theta_{\text{AT}}) \quad (6)$$

where $\mathbb{1}(\cdot)$ is the indicator function and \hat{y}_{j+i} is the top-1 result verified by the AT model conditioning on the previous translated tokens $\mathbf{y}_{\leq j}$ and the drafted tokens $\tilde{\mathbf{y}}_{j+1 \dots j+i-1}$. We only accept the verified tokens before (including) the bifurcation position as translated tokens, which ensures GAD to yield the same results as greedy decoding of AT:

$$\mathbf{y}_{j+1 \dots j+c} = \hat{\mathbf{y}}_{j+1 \dots j+c} = (\tilde{\mathbf{y}}_{j+1 \dots j+c-1}, \hat{y}_{j+c})$$

We iterate decoding with the above substeps until the termination condition is met, i.e. the [EOS]

token is decoded or the sentence reaches the maximal length. As illustrated, GAD is highly efficient since both *drafting* and *verifying* perform in parallel.

3.1 NAT drafter

As demonstrated above, an NAT model is the key to generalizing Aggressive Decoding to machine translation, which can efficiently generate a block of drafted tokens in parallel. Our NAT drafter differs from other NAT models in two aspects: First, we only require the NAT drafter to decode a block (i.e., fixed length) of tokens in each decoding iteration, instead of the whole sequence; Second, as illustrated in Figure 2, since we decode from *Left to Right*, the NAT drafter is required to decode tokens conditioning on the previously decoded tokens. Formally, conditioning on the source sentence $\mathbf{x} = (x_1, \dots, x_n)$ and the randomly sampled prefix $\mathbf{y}_{1 \dots p}$ of the target sentence $\mathbf{y} = (y_1, \dots, y_m)$, the model is trained to predict the next k tokens that are masked in the decoder input as shown in Figure 2:

$$\mathcal{L}_{\text{NAT}} = \sum_{i=p+1}^{p+k} \log P(y_i | \mathbf{y}_{1 \dots p}, \mathbf{x}; \theta_{\text{NAT}})$$

In addition, we leverage the glancing strategy following Qian et al. (2021), which exploits curriculum learning during training to get better performance. As in previous NAT work, we apply sequence-level knowledge distillation (Seq-

KD) (Kim and Rush, 2016) by an autoregressive Transformer teacher model to train our NAT drafter.

3.2 AT verifier

We use the conventional autoregressive Transformer (see Section 2.1) as our AT verifier, which is the key to guaranteeing the translation quality. As we hope as many drafted tokens by the NAT model as possible can be accepted by the AT verifier for a higher speedup, we also apply Seq-KD to the AT verifier by a shared teacher (with the NAT drafter), which not only allows the NAT drafter and AT verifier to perform similarly, but also helps improve the AT verifier’s translation quality (Furlanello et al., 2018).

4 GAD++

As shown in Figure 2 and discussed in Section 3, the vanilla GAD only accepts the drafted tokens that match the top-1 result of the AT verifier, which guarantees that GAD’s translation is identical to greedy decoding of AT. However, the top-1 results are not necessarily better than the drafted tokens. As a result, the strict verification criterion (i.e., top-1 matching) will result in many good drafted tokens being discarded just because they are different from the top-1 result of the AT verifier, which limits the speedup of GAD.

To overcome this limitation, we propose a variant of GAD named GAD++, which is illustrated in Figure 3. Instead of the rigid top-1 matching requirement in the vanilla GAD shown in Eq (6), GAD++ loosens the criterion to trust NAT’s draft more, by only requiring the drafted tokens to fall in $top-\beta$ candidates with a tolerable (log-likelihood) score gap τ (away from the top-1 result):

$$\hat{y}_{j+i} = \begin{cases} \tilde{y}_{j+i}, & \text{if GAD++ requirement is met} \\ \text{same as Eq (6),} & \text{otherwise} \end{cases} \quad (7)$$

As discussed above, *GAD++ requirement* is met if Eq (8) and (9) are both true:

$$\log P(\tilde{y}_{j+i}|\cdot) \geq \log P(\hat{y}_{j+i}^{(\beta)}|\cdot) \quad (8)$$

$$\log P(\hat{y}_{j+i}^{(1)}|\cdot) - \log P(\tilde{y}_{j+i}|\cdot) \leq \tau \quad (9)$$

where $\log P(\hat{y}_{j+i}^{(\beta)}|\cdot)$ is the top- β ranked result’s log-likelihood score by the AT verifier.

The advanced verification criterion with the hyperparameter top- β and tolerance τ not only allows

more drafted tokens to be accepted for a higher speedup but also enables GAD++ to yield translations beyond greedy decoding.

5 Experiments

5.1 Experimental Settings

Datasets and Evaluation We evaluate our approach on the most recognized machine translation benchmark: WMT14⁵ English-German translation which contains 4.5M translation pairs for training. Following prior work (Ott et al., 2018), we adopt *newstest-13* as our validation set for finding the best hyperparameters and model checkpoints, and test on *newstest-14*. We use 32K Byte Pair Encoding (BPE) (Sennrich et al., 2016) subwords as the joint source-target dictionary. We use BLEU (Papineni et al., 2002) to evaluate the translation quality. For inference efficiency, we use both the number of decoding iterations and the speedup over the beam search baseline. Specifically, we test the inference speed with fairseq implementation⁶ using Pytorch 1.10.1 with CUDA 11.4 on 1 Nvidia P100 GPU.

Model Configuration We mainly study the most commonly used base-size Transformer (Vaswani et al., 2017) architecture for NMT. The Transformer-base has a 6-layer encoder and a 6-layer decoder. Its embedding/FFN dimension/#heads are 512/2,048/8. We use the model architecture for both the drafter (NAT) and verifier (AT). We include model training details in Appendix. We apply sequence-level knowledge distillation as discussed in Section 3.1 and 3.2. The shared teacher we use is a Transformer-big model which trains with the raw training set and generates the distilled training set with beam search ($b = 5$).

5.2 Main Results

The main results of the WMT’14 English-German translation task are presented in Table 1. Unlike previous NAT approaches that are significantly inferior to AT with Seq-KD, GAD achieves the exactly same translation quality as greedy decoding by the distilled AT (i.e., verifier) but with a $3\times$ speedup over beam search. GAD++ further improves the results by loosening the strict top-1 matching requirement: slightly loosening ($top-3$, $\tau = 1.0$) allow us to achieve better translation than greedy

⁵<https://www.statmt.org/wmt14>

⁶<https://github.com/pytorch/fairseq>.

Beam search ($b = 5$) is our speed baseline ($1.0\times$).

	Models	Iteration	BLEU	Speed
Teacher	Transformer-big ($b = 5$)	N	29.31	/
AT (w/o Seq-KD)	Transformer-base ($b = 5$)	N	27.76	1.0×
Fully NAT	NAT w/ Fertility (Gu et al., 2018)	1	17.69	15.6×
	CTC (Libovický and Helcl, 2018)	1	16.56	/
	Bag-of-ngrams (Shao et al., 2020)	1	20.90	10.8×
	AXE (Ghazvininejad et al., 2020a)	1	23.53	/
	GLAT (Qian et al., 2021)	1	25.21	15.3×
	AligNART (Song et al., 2021)	1	26.40	13.4×
Iterative NAT	iNAT (Lee et al., 2018)	10	21.61	/
	CMLM (Ghazvininejad et al., 2019)	10	27.03	1.7×
	LevT (Gu et al., 2019)	2.1	27.27	4.0×
	SMART (Ghazvininejad et al., 2020b)	10	27.65	1.7×
	DisCo (Kasai et al., 2020)	4.8	27.34	3.5×
	Imputer (Saharia et al., 2020)	8	28.20	3.9× [†]
	RewriteNAT (Geng et al., 2021)	2.7	27.83	3.1×
	SUNDAE (Savinov et al., 2021)	16	28.46	1.4×
Ours	NAT drafter ($k = 25$)	1.6	26.48	14.3×
	AT verifier ($b = 5$)	N	28.89	1.0×
	AT verifier ($b = 1$)	N	28.73	1.1×
	GAD ($k = 25$)	4.9	28.73	3.0×
	GAD++ ($k = 25$, $top-3$, $\tau = 1.0$)	4.0	28.89	3.6×
	GAD++ ($k = 25$, $top-5$, $\tau = 3.0$)	3.1	28.73	4.5×

Table 1: Results of GAD on WMT14 EN-DE benchmark. Transformer-base models w/ and w/o Seq-KD are used as the verifier of GAD and the AT baseline, respectively. k is the block size. $top-\beta$ indicates the Top- β selection in GAD++ and τ is the tolerance hyperparameter. We also report the averaged decoding iteration and speedup for comparison. [†] denotes the speedup results reported in original papers obtained by comparison with greedy decoding.

decoding – even approaching the beam search result with a higher speedup ($3.0\times \rightarrow 3.6\times$), while more aggressively loosening ($top-5$, $\tau = 3.0$) further accelerates inference ($3.6\times \rightarrow 4.5\times$) owing to the acceptance of more tokens despite a marginal loss of translation quality.

By looking into our results, it is observed that our NAT drafter’s translation quality is better than fully NAT but inferior to most iterative NAT approaches. Compared with the NAT models including complicated mechanisms such as length prediction, length beam, sequence reranking, and CTC that slow down the efficiency per iteration, our NAT drafter is simple and straightforward. As a result, its decoding efficiency per iteration is much higher, leading to a comparable speedup to fully NAT despite taking 1.6 decoding iterations on average. The acceptable translation quality and high efficiency of our NAT drafter significantly help accelerate autoregressive decoding, playing a critical role in GAD’s lossless speedup of AT.

To further understand the acceleration effects of GAD, we present the speedup distribution of a single sentence in the test set in Figure 4, showing that most sentences are translated with a $3\times\sim 6\times$ speedup compared to the beam search baseline, while some rare cases can even achieve over $10\times$ speedup.

5.3 Analysis

5.3.1 Hyperparameter

Block Size k We conduct experiments with various block sizes on our development set and show the results in Table 2. As the block size k increases, the number of mean accepted tokens, which highly correlates with speedup and the number of decoding iterations, first increases and reaches a peak when $k = 25$. Further increasing k has an adverse effect, because it will become very hard for the model to learn to translate too many tokens simultaneously given the limited model capacity, leading to a drop in both efficiency and quality.

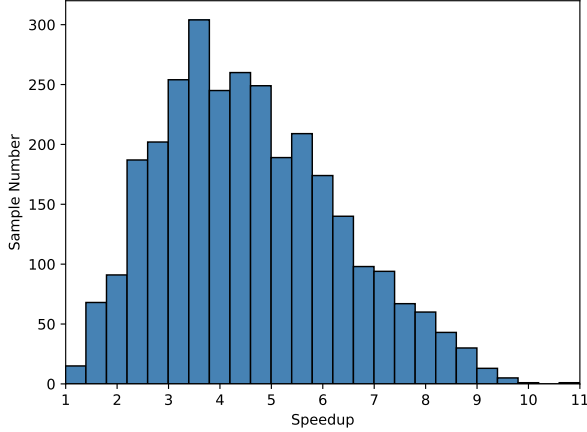


Figure 4: Single sentence speedup distribution by GAD++ ($k = 25$, $top-5$, $\tau = 3.0$) in WMT14 EN-DE test set which has 3,003 sentences in total.

Models	k	Tok.	BLEU	Speed
AT ($b = 5$)	/	1.00	26.72	1.00×
GAD++	10	5.97	26.68	3.04×
	15	6.74	26.94	3.47×
	20	7.24	26.75	3.55×
	25	7.56	26.92	3.79×
	30	7.44	26.75	3.63×

Table 2: The mean accepted tokens ($Tok.$), the translation quality ($BLEU$), and the efficiency ($Speed$) when decoding with a various number of block size k on the development set. The results are obtained with GAD++ ($top-3$, $\tau = 1.0$).

Top- β and Tolerance τ in GAD++ We study the effects of hyperparameters in GAD++: $top-\beta$ and tolerance τ , and show the results on the development set in Table 3. Moderately increasing τ and β not only leads to an increase of mean accepted tokens since AT verification becomes less strict but also improves the translation quality over greedy decoding. However, the translation quality will decrease if the constraints are over loosened: the BLEU score will degrade from the peak of 27.02 to 26.64 when decoding with $top-5$ selection (i.e., $\beta = 5$) and $\tau = 5.0$. Based on the results in the development set, we conservatively select $\beta = 3$, $\tau = 1.0$ for the best translation quality, and use $\beta = 5$, $\tau = 3.0$ to pursue the higher speedup without substantial loss of translation quality.

5.3.2 Model Size

In addition to the base-size models, we also study larger models to test the effectiveness of GAD. We here use Transformer-big (Vaswani et al., 2017) as

Models	τ	Top-3 ($\beta = 3$)	Top-5 ($\beta = 5$)
GAD++	1	7.56/ 27.02	7.58/27.02
	2	8.64/26.92	8.77/26.92
	3	9.46/26.84	9.72/26.84
	4	10.04/26.78	10.50/26.74
	5	10.38/26.70	10.99 /26.64

Table 3: Performances on the development set with different hyperparameters in GAD++. Each cell lists the mean accepted tokens and BLEU score. The results are obtained with GAD++ ($k = 25$). The BLEU score of greedy decoding of the AT verifier is 26.62.

our model architecture for both the NAT drafter and AT verifier in GAD/GAD++⁷, and compare it with the conventional Transformer-big baseline as well as Blockwise Decoding (Stern et al., 2018) – a state-of-the-art efficient Transformer-big variant by introducing additional $k - 1$ heads on top of the Transformer decoder to generate next k tokens as a block and verifies, which works in a similar way to ours. According to Table 4, it is clear that our GAD/GAD++ substantially outperforms the baseline and Blockwise Decoding, even achieving comparable translation quality to the teacher but with a $3\times \sim 5\times$ speedup over the Transformer-big beam search. Compared with Blockwise Decoding that only uses lightweight heads to generate the next few tokens in parallel, our independent NAT drafter in GAD is much more powerful to generate more drafted tokens that can be accepted⁸, turning out to result in a significantly higher speedup, despite the introduction of more parameters that only accounts for negligible additional memory cost (see Table 8 in Appendix A).

Moreover, we observe that big-size models can use a larger block size ($k = 30$) than the base-size models ($k = 25$) since larger capacity equips the model with a more powerful ability to learn to decode more tokens well in parallel. To better demonstrate this point, we conduct a comparative study of the effects of the NAT drafter’s size given the same block size ($k = 30$) in the GAD-base setting. According to Table 5, the big-size NAT drafter largely

⁷The hyperparameters (e.g., block size k , Top- β , tolerance τ) in GAD/GAD++ (big) are re-tuned on the development set, which may be different from those in the base-size models.

⁸Our vanilla GAD (base) accepts an average number of 6.13 tokens at each decoding iteration on the development set, GAD++ increases the number to 10.99 tokens with comparable quality, while Blockwise Decoding (base) is reported to accept only 1.90 tokens on average at each decoding iteration with no quality loss.

	Models	Iteration	BLEU	Speed
Teacher	Transformer-big ($b = 5$)	N	29.31	$1.0\times$
Blockwise (Stern et al., 2018)	Blockwise decoding ($k = 2$)	/	28.95	$1.7\times^\dagger$
	Blockwise decoding ($k = 10$)	/	27.40	$3.0\times^\dagger$
Ours	NAT drafter ($k = 30$)	1.4	27.35	$15.0\times$
	AT verifier ($b = 5$)	N	29.25	$1.0\times$
	AT verifier ($b = 1$)	N	29.18	$1.1\times$
	GAD ($k = 30$)	4.8	29.18	$3.0\times$
	GAD++ ($k = 30$, $top-3$, $\tau = 1.0$)	4.2	29.32	$3.5\times$
	GAD++ ($k = 30$, $top-5$, $\tau = 6.0$)	2.6	29.15	$5.0\times$

Table 4: Results of GAD of the big-size model configuration on WMT14 EN-DE and the comparison to the state-of-the-art Blockwise Decoding (Stern et al., 2018). † denotes the speedup results reported in original papers obtained by comparison with greedy decoding.

Models	Tok.	Iter.	BLEU
AT-Base (greedy)	1	N	28.73
GAD-Base	5.53	5.0	28.73
\perp w/ NAT-Big	5.90	4.7	28.73
GAD++-Base ($top-3$, $\tau = 1.0$)	6.69	4.1	28.81
\perp w/ NAT-Big	7.32	3.8	29.12
GAD++-Base ($top-5$, $\tau = 3.0$)	8.71	3.2	28.58
\perp w/ NAT-Big	9.73	2.8	28.98

Table 5: A comparative study on WMT14 EN-DE test set by replacing NAT-base in GAD-base with the stronger stronger NAT-big. The results are obtained with GAD ($k = 30$).

outperforms the base-size counterpart: it can generate drafted tokens more reliably (i.e., on average more drafted tokens accepted by the AT verifier), resulting in fewer decoding iterations, which indicates that GAD can be further improved if a more powerful NAT drafter is equipped.

5.3.3 Teacher Model(s)

We study the effects of the teacher on GAD, by comparing the results of a single teacher with the teacher ensemble of 3 Transformer-big models in Table 6. Compared with a single teacher model, teacher ensemble improves all the NAT drafter, AT verifier and end-to-end GAD/GAD++ results, indicating that our approach can be effectively benefited by a better teacher.

5.4 Discussion

Contrary to the stereotype that more models (parameters) tend to slow down inference, our GAD’s introduction of an additional NAT model can even significantly speed up autoregressive translation without quality loss, by increasing computational

parallelism to better utilize (hardware) computing resources. With the processor hardware becoming increasingly powerful and better at parallel computing, we believe GAD is promising and can be even benefited more by stronger CPU/GPU processors in the future.

As a preliminary study, GAD is far from perfect and has much room to improve. For example, according to Table 7 showing time cost by modules in GAD++, it costs about a total of 16% of overall time to encode the input for AT and NAT. This part can be clearly optimized by performing AT and NAT encoding in parallel because they are independent, or sharing (or partially sharing) AT’s encoder with NAT, which we leave as future exploration. In addition, it is observed that the NAT decoder costs more than the AT decoder because the NAT decoder uses bi-directional attention and cannot save the computation for the already decoded tokens as AT, which we believe can be improved in the future with a better non-autoregressive decoding mechanism designed for GAD.

6 Related Work

Non-autoregressive Decoding To address the decoding inefficiency of autoregressive translation (AT), Gu et al. (2018) first proposed Non-Autoregressive Translation (NAT), which decodes the output sentence in one single iteration despite translation quality loss. Recent work mainly focused on improving the quality while maintaining competitive speedups, including applying various training objectives (Ghazvininejad et al., 2020a; Saharia et al., 2020; Du et al., 2021), modeling dependencies between target tokens (Ghazvininejad et al., 2019; Qian et al., 2021; Gu and Kong, 2021)

Models		Single Teacher			Teacher Ensemble		
		Iter.	BLEU	Speed	Iter.	BLEU	Speed
Teacher	Transformer-big ($b = 5$)	N	29.31	/	N	30.64	/
Base	NAT drafter	1.6	26.48	14.3 \times	1.6	27.16	14.0 \times
	AT verifier ($b = 5$)	N	28.89	1.0 \times	N	29.19	1.0 \times
	AT verifier ($b = 1$)	N	28.73	1.1 \times	N	29.24	1.1 \times
	GAD ($k = 25$)	4.9	28.73	3.0 \times	4.5	29.24	3.3 \times
	GAD++ ($k = 25$, $top-3$, $\tau = 1.0$)	4.0	28.89	3.6 \times	4.0	29.31	3.4 \times
	GAD++ ($k = 25$, $top-5$, $\tau = 3.0$)	3.1	28.73	4.5 \times	3.1	29.52	4.3 \times
Big	NAT drafter	1.4	27.35	15.0 \times	1.4	28.10	14.8 \times
	AT verifier ($b = 5$)	N	29.25	1.0 \times	N	29.74	1.0 \times
	AT verifier ($b = 1$)	N	29.18	1.1 \times	N	29.69	1.1 \times
	GAD ($k = 30$)	4.8	29.18	3.0 \times	4.2	29.69	3.3 \times
	GAD++ ($k = 30$, $top-3$, $\tau = 1.0$)	4.2	29.32	3.5 \times	3.8	29.88	3.6 \times
	GAD++ ($k = 30$, $top-5$, $\tau = 6.0$)	2.6	29.15	5.0 \times	2.5	29.81	5.1 \times

Table 6: Performance comparison between a single teacher model and teacher ensemble (3 teacher models). We report the results of both base-size and big-size GAD. Transformer-base and Transformer-big with beam search are the AT baselines of GAD-base and GAD-big, respectively.

Modules	Latency(ms)	Percent(%)
AT Encoder	5.65	7.70
NAT Encoder	5.73	7.80
NAT Decoder	31.44	42.81
AT Decoder	27.33	37.21
Others	3.31	4.48
Total	73.46	100

Table 7: Profiling of GAD++ ($k = 25$, $top-5$, $\tau = 3.0$) on the WMT14 EN-DE test set.

and refining the translation outputs with multi-pass iterations (Ghazvininejad et al., 2020b; Kasai et al., 2020; Geng et al., 2021). However, due to the inherent conditional independence assumption, NAT models’ translation quality is still less reliable than AT models.

Semi-autoregressive Decoding There are also some attempts trying to combine autoregressive and non-autoregressive decoding: Wang et al. (2018) proposed to utilize non-autoregressive decoding locally while keeping the autoregressive property globally; on the contrary, Ran et al. (2020) introduced a local-autoregressive model which retained the non-autoregressive property globally. Blockwise Decoding (Stern et al., 2018) proposed to additionally insert $k - 1$ non-autoregressive heads on top of the Transformer decoder to generate k positions in parallel and use the original autoregressive head to verify these outputs, which

is the most similar work to ours. However, its underinvestment in the non-autoregressive modeling seriously limits its performance, resulting in a much lower speedup than our approach.

Cascade Inference In general, cascade inference includes model cascade (Huang et al., 2018; Streeter, 2018; Wang et al., 2020) that sequentially applies a series of light-weighted models to handle various instances based on their difficulties, and dynamic early exiting (Xin et al., 2020; Liu et al., 2020; Zhou et al., 2020; Sun et al., 2021a) that introduces internal classifiers within deep neural networks to allow early exiting if the prediction is confident enough. Both of them are for efficient inference. Broadly, GAD can be also considered as a special case of cascade inference where the NAT drafter conducts the first round inference and the AT verifier is responsible for the second round to control the quality, which we believe should be the very early exploration on seq2seq generation in this direction.

7 Conclusion and Future Work

We propose GAD which employs an additional NAT drafter to help achieve a state-of-the-art speedup of autoregressive translation without quality loss, which demonstrates a novel yet promising perspective for efficient seq2seq generation, breaking the stereotype that more models and parameters tend to slow down inference.

Despite the promising results, GAD still has much room to improve, as discussed in Section 5.4, and potentially benefits efficient inference of other seq2seq tasks such as abstractive summarization, which we will leave as subsequent work to explore. We look forward to more studies that evolve GAD into a standard decoding algorithm for seq2seq generation in the near future.

References

- Cunxiao Du, Zhaopeng Tu, and Jing Jiang. 2021. [Order-agnostic cross entropy for non-autoregressive machine translation](#). In *Proceedings of the 38th International Conference on Machine Learning, ICML 2021, 18-24 July 2021, Virtual Event*, volume 139 of *Proceedings of Machine Learning Research*, pages 2849–2859. PMLR.
- Tommaso Furlanello, Zachary Lipton, Michael Tschanen, Laurent Itti, and Anima Anandkumar. 2018. Born again neural networks. In *International Conference on Machine Learning*, pages 1607–1616. PMLR.
- Xinwei Geng, Xiaocheng Feng, and Bing Qin. 2021. [Learning to rewrite for non-autoregressive neural machine translation](#). In *Proceedings of the 2021 Conference on Empirical Methods in Natural Language Processing, EMNLP 2021, Virtual Event / Punta Cana, Dominican Republic, 7-11 November, 2021*, pages 3297–3308. Association for Computational Linguistics.
- Marjan Ghazvininejad, Vladimir Karpukhin, Luke Zettlemoyer, and Omer Levy. 2020a. [Aligned cross entropy for non-autoregressive machine translation](#). In *Proceedings of the 37th International Conference on Machine Learning, ICML 2020, 13-18 July 2020, Virtual Event*, volume 119 of *Proceedings of Machine Learning Research*, pages 3515–3523. PMLR.
- Marjan Ghazvininejad, Omer Levy, Yinhan Liu, and Luke Zettlemoyer. 2019. [Mask-predict: Parallel decoding of conditional masked language models](#). In *Proceedings of the 2019 Conference on Empirical Methods in Natural Language Processing and the 9th International Joint Conference on Natural Language Processing, EMNLP-IJCNLP 2019, Hong Kong, China, November 3-7, 2019*, pages 6111–6120. Association for Computational Linguistics.
- Marjan Ghazvininejad, Omer Levy, and Luke Zettlemoyer. 2020b. [Semi-autoregressive training improves mask-predict decoding](#). *CoRR*, abs/2001.08785.
- Jiatao Gu, James Bradbury, Caiming Xiong, Victor O.K. Li, and Richard Socher. 2018. [Non-autoregressive neural machine translation](#). In *International Conference on Learning Representations*.
- Jiatao Gu and Xiang Kong. 2021. [Fully non-autoregressive neural machine translation: Tricks of the trade](#). In *Findings of the Association for Computational Linguistics: ACL/IJCNLP 2021, Online Event, August 1-6, 2021*, volume ACL/IJCNLP 2021 of *Findings of ACL*, pages 120–133. Association for Computational Linguistics.
- Jiatao Gu, Changan Wang, and Junbo Zhao. 2019. [Levenshtein transformer](#). In *Advances in Neural Information Processing Systems 32: Annual Conference on Neural Information Processing Systems 2019, NeurIPS 2019, December 8-14, 2019, Vancouver, BC, Canada*, pages 11179–11189.
- Gao Huang, Danlu Chen, Tianhong Li, Felix Wu, Laurens van der Maaten, and Kilian Q. Weinberger. 2018. [Multi-scale dense networks for resource efficient image classification](#). In *6th International Conference on Learning Representations, ICLR 2018, Vancouver, BC, Canada, April 30 - May 3, 2018, Conference Track Proceedings*. OpenReview.net.
- Jungo Kasai, James Cross, Marjan Ghazvininejad, and Jiatao Gu. 2020. [Non-autoregressive machine translation with disentangled context transformer](#). In *Proceedings of the 37th International Conference on Machine Learning, ICML 2020, 13-18 July 2020, Virtual Event*, volume 119 of *Proceedings of Machine Learning Research*, pages 5144–5155. PMLR.
- Yoon Kim and Alexander M Rush. 2016. Sequence-level knowledge distillation. *arXiv preprint arXiv:1606.07947*.
- Jason Lee, Elman Mansimov, and Kyunghyun Cho. 2018. [Deterministic non-autoregressive neural sequence modeling by iterative refinement](#). In *Proceedings of the 2018 Conference on Empirical Methods in Natural Language Processing, Brussels, Belgium, October 31 - November 4, 2018*, pages 1173–1182. Association for Computational Linguistics.
- Jindrich Libovický and Jindrich Helcl. 2018. [End-to-end non-autoregressive neural machine translation with connectionist temporal classification](#). In *Proceedings of the 2018 Conference on Empirical Methods in Natural Language Processing, Brussels, Belgium, October 31 - November 4, 2018*, pages 3016–3021. Association for Computational Linguistics.
- Wei jie Liu, Peng Zhou, Zhiruo Wang, Zhe Zhao, Haotang Deng, and Qi Ju. 2020. [Fastbert: a self-distilling BERT with adaptive inference time](#). In *Proceedings of the 58th Annual Meeting of the Association for Computational Linguistics, ACL 2020, Online, July 5-10, 2020*, pages 6035–6044. Association for Computational Linguistics.
- Myle Ott, Sergey Edunov, David Grangier, and Michael Auli. 2018. [Scaling neural machine translation](#). In *Proceedings of the Third Conference on Machine Translation: Research Papers*, pages 1–9, Brussels, Belgium. Association for Computational Linguistics.

- Kishore Papineni, Salim Roukos, Todd Ward, and Wei-Jing Zhu. 2002. [Bleu: a method for automatic evaluation of machine translation](#). In *Proceedings of the 40th Annual Meeting of the Association for Computational Linguistics, July 6-12, 2002, Philadelphia, PA, USA*, pages 311–318. ACL.
- Lihua Qian, Hao Zhou, Yu Bao, Mingxuan Wang, Lin Qiu, Weinan Zhang, Yong Yu, and Lei Li. 2021. [Glancing transformer for non-autoregressive neural machine translation](#). In *Proceedings of the 59th Annual Meeting of the Association for Computational Linguistics and the 11th International Joint Conference on Natural Language Processing, ACL/IJCNLP 2021, (Volume 1: Long Papers), Virtual Event, August 1-6, 2021*, pages 1993–2003. Association for Computational Linguistics.
- Qiu Ran, Yankai Lin, Peng Li, and Jie Zhou. 2020. [Learning to recover from multi-modality errors for non-autoregressive neural machine translation](#). In *Proceedings of the 58th Annual Meeting of the Association for Computational Linguistics, ACL 2020, Online, July 5-10, 2020*, pages 3059–3069. Association for Computational Linguistics.
- Qiu Ran, Yankai Lin, Peng Li, and Jie Zhou. 2021. [Guiding non-autoregressive neural machine translation decoding with reordering information](#). In *Thirty-Fifth AAAI Conference on Artificial Intelligence, AAAI 2021, Thirty-Third Conference on Innovative Applications of Artificial Intelligence, IAAI 2021, The Eleventh Symposium on Educational Advances in Artificial Intelligence, EAAI 2021, Virtual Event, February 2-9, 2021*, pages 13727–13735. AAAI Press.
- Chitwan Saharia, William Chan, Saurabh Saxena, and Mohammad Norouzi. 2020. [Non-autoregressive machine translation with latent alignments](#). In *Proceedings of the 2020 Conference on Empirical Methods in Natural Language Processing, EMNLP 2020, Online, November 16-20, 2020*, pages 1098–1108. Association for Computational Linguistics.
- Nikolay Savinov, Junyoung Chung, Mikolaj Binkowski, Erich Elsen, and Aäron van den Oord. 2021. [Step-unrolled denoising autoencoders for text generation](#). *CoRR*, abs/2112.06749.
- Rico Sennrich, Barry Haddow, and Alexandra Birch. 2016. [Neural machine translation of rare words with subword units](#). In *Proceedings of the 54th Annual Meeting of the Association for Computational Linguistics, ACL 2016, August 7-12, 2016, Berlin, Germany, Volume 1: Long Papers*. The Association for Computer Linguistics.
- Chenze Shao, Jinchao Zhang, Yang Feng, Fandong Meng, and Jie Zhou. 2020. [Minimizing the bag-of-ngrams difference for non-autoregressive neural machine translation](#). In *The Thirty-Fourth AAAI Conference on Artificial Intelligence, AAAI 2020, The Thirty-Second Innovative Applications of Artificial Intelligence Conference, IAAI 2020, The Tenth AAAI Symposium on Educational Advances in Artificial Intelligence, EAAI 2020, New York, NY, USA, February 7-12, 2020*, pages 198–205. AAAI Press.
- Jongyoon Song, Sungwon Kim, and Sungroh Yoon. 2021. [Alignart: Non-autoregressive neural machine translation by jointly learning to estimate alignment and translate](#). In *Proceedings of the 2021 Conference on Empirical Methods in Natural Language Processing, EMNLP 2021, Virtual Event / Punta Cana, Dominican Republic, 7-11 November, 2021*, pages 1–14. Association for Computational Linguistics.
- Mitchell Stern, Noam Shazeer, and Jakob Uszkoreit. 2018. [Blockwise parallel decoding for deep autoregressive models](#). In *Advances in Neural Information Processing Systems 31: Annual Conference on Neural Information Processing Systems 2018, NeurIPS 2018, December 3-8, 2018, Montréal, Canada*, pages 10107–10116.
- Matthew Streeter. 2018. [Approximation algorithms for cascading prediction models](#). In *Proceedings of the 35th International Conference on Machine Learning, ICML 2018, Stockholmsmässan, Stockholm, Sweden, July 10-15, 2018*, volume 80 of *Proceedings of Machine Learning Research*, pages 4759–4767. PMLR.
- Tianxiang Sun, Yunhua Zhou, Xiangyang Liu, Xinyu Zhang, Hao Jiang, Zhao Cao, Xuanjing Huang, and Xipeng Qiu. 2021a. [Early exiting with ensemble internal classifiers](#). *CoRR*, abs/2105.13792.
- Xin Sun, Tao Ge, Furu Wei, and Houfeng Wang. 2021b. [Instantaneous grammatical error correction with shallow aggressive decoding](#). In *Proceedings of the 59th Annual Meeting of the Association for Computational Linguistics and the 11th International Joint Conference on Natural Language Processing, ACL/IJCNLP 2021, (Volume 1: Long Papers), Virtual Event, August 1-6, 2021*, pages 5937–5947. Association for Computational Linguistics.
- Ashish Vaswani, Noam Shazeer, Niki Parmar, Jakob Uszkoreit, Llion Jones, Aidan N. Gomez, Lukasz Kaiser, and Illia Polosukhin. 2017. [Attention is all you need](#). In *Advances in Neural Information Processing Systems 30: Annual Conference on Neural Information Processing Systems 2017, December 4-9, 2017, Long Beach, CA, USA*, pages 5998–6008.
- Chunqi Wang, Ji Zhang, and Haiqing Chen. 2018. [Semi-autoregressive neural machine translation](#). In *Proceedings of the 2018 Conference on Empirical Methods in Natural Language Processing, Brussels, Belgium, October 31 - November 4, 2018*, pages 479–488. Association for Computational Linguistics.
- Xiaofang Wang, Dan Kondratyuk, Kris M. Kitani, Yair Movshovitz-Attias, and Elad Eban. 2020. [Multiple networks are more efficient than one: Fast and accurate models via ensembles and cascades](#). *CoRR*, abs/2012.01988.

Ji Xin, Raphael Tang, Jaejun Lee, Yaoliang Yu, and Jimmy Lin. 2020. [Deebert: Dynamic early exiting for accelerating BERT inference](#). In *Proceedings of the 58th Annual Meeting of the Association for Computational Linguistics, ACL 2020, Online, July 5-10, 2020*, pages 2246–2251. Association for Computational Linguistics.

Wangchunshu Zhou, Canwen Xu, Tao Ge, Julian J. McAuley, Ke Xu, and Furu Wei. 2020. [BERT loses patience: Fast and robust inference with early exit](#). In *Advances in Neural Information Processing Systems 33: Annual Conference on Neural Information Processing Systems 2020, NeurIPS 2020, December 6-12, 2020, virtual*.

Appendix

A Memory Analysis

Table 8 shows the comparisons of peak GPU memory (footprint) utilization between GAD and AT Baselines (during inference). Compared with Transformer-base, GAD-Base only costs about an additional 400MB GPU memory. Among the 400MB additional GPU memory cost, around 250MB is used to store (static) weights of the NAT drafter, and the remaining cost is mainly for storing the final encoder’s states of the NAT drafter, which is dynamic and related to the shape (e.g., length) of the input tensor.

Models	Memory Util.	Percent(%)
AT ($b = 5$)	1237MiB	7.4
AT (greedy)	1211MiB	7.6
GAD	1621MiB	10.0
GAD++	1613MiB	9.9
Full	16280MiB	100

Table 8: Comparisons of GPU memory utilization between GAD and AT Baselines. The results are obtained with fp32 computation on a single Nvidia P100 GPU. The hyperparameters of GAD++ is $top-5$, $\tau = 3.0$.

B Word Repetitions

With the conditional independence assumption, NAT models show a serious weakness in modeling highly multimodal distributions. The token repetition ratio is often utilized as a proxy to measure this *multi-modality* problem, which represents the degree of the text inconsistency. However, the role of our AT verifier guarantees that this problem does not exist in GAD. As shown in Table 9, the token repetition ratio of GAD/GAD++ is similar to that of our AT baseline, which is significantly lower than most relevant NAT models.

Models	BLEU	Rep.
AT (greedy)	28.73	0.18%
CMLM ($T = 4$)	25.75	1.13%
CMLM ($T = 10$)	27.09	0.24%
GAD	28.73	0.18%
GAD++	28.89	0.17%

Table 9: Token repetition ratio on WMT14 EN-DE. GAD-Base is test with hyper-parameters $k = 25$, $top-3$, $\tau = 1.0$. CMLM is test with our implementation with the length beam set to 3.

C Hyperparameters

Hyper-parameters of training GAD are listed in table 10.

D Case Study

In Table 11, we represent several examples to illustrate how GAD generates translations. Take the first case as an example, in the first iteration, the outputs of the generator are non-autoregressive with *multi-modality* problems like "Angaben Angaben". The verifier accepts tokens of "Nach den" and replaces the inappropriate translation "Angaben" with "vorliegenden". These inappropriate translations can be regarded as "anchors", which correction will be of great help to subsequent translations. In the second iteration, since the token "Angaben" is among the top- β candidates, the entire block has 9 tokens accepted. Finally, the output sentence meets the [EOS] token and the translation is finished. We also show the greedy decoding results (the same as vanilla GAD) for comparison. As illustrated, GAD++ generates a different translation ("Angaben" vs "Einzelheiten") in the second iteration, showing that the loosening constraints do help to accept more tokens for our proposed GAD model.

Hyperparameter	Value	Hyperparameter	Value
devices	8 Nvidia V100 GPU	devices	8 Nvidia V100 GPU
label smoothing	0.1	label smoothing	0.1
# max tokens	20000	# max tokens	4096
update frequency	4	update frequency	4
dropout rate	[0.1, 0.2, 0.3]	dropout rate	0.1
max source positions	1000	max source positions	1000
max target positions	1000	max target positions	1000
Adam lr	1×10^{-3}	Adam lr	5×10^{-4}
Adam β_1	0.9	Adam β_1	0.9
Adam β_2	0.99	Adam β_2	0.999
lr-scheduler	inverse square	Adam ϵ	1×10^{-6}
warm-up lr	1×10^{-7}	lr-scheduler	inverse square
weight decay	0.00001	warm-up lr	1×10^{-7}
clip norm	3.0	weight decay	0.01
# warmup updates	4000	clip norm	5.0
max updates	100K	# warmup updates	10000
max epoch	1000	max updates	300K

Table 10: Hyper-parameters and settings of the AT verifier (left) and the NAT drafter (right).

Example 1		
SOURCE	According to the details provided , the tunnel had not yet been put into use .	
GREEDY	Nach den vorliegenden Einzelheiten war der Tunnel noch nicht in Betrieb genommen worden .	
GAD	G	Nach den Angaben Angaben war der Tunnel noch nicht in
	V	Nach den vorliegenden war war der Tunnel noch nicht in Betrieb
	G	Nach den vorliegenden Angaben war der Tunnel noch nicht in Betrieb genommen {EOS}
	V	Nach den vorliegenden [Einzelheiten, Angaben] war der Tunnel noch nicht in Betrieb genommen worden .
	G	Nach den vorliegenden Angaben war der Tunnel noch nicht in Betrieb genommen worden . [EOS]
V	Nach den vorliegenden Angaben war der Tunnel noch nicht in Betrieb genommen worden . [EOS]	
RESULTS	Nach den vorliegenden Angaben war der Tunnel noch nicht in Betrieb genommen worden .	
Example 2		
SOURCE	Yesterday , Gut@@ acht 's Mayor gave a clear answer to this question .	
GREEDY	Gestern hat Gut@@ ach@@ ts Bürger@@ meister eine klare Antwort auf diese Frage gegeben .	
GAD	G	Gestern hat der Bürger@@ meister von Gut@@ acht eine klare
	V	Gestern hat [Gut@@, der] Bürger@@ meister von Gut@@ acht eine klare Antwort
	G	Gestern hat der Bürger@@ meister von Gut@@ acht eine klare Antwort auf diese Frage gegeben . [EOS]
	V	Gestern hat der Bürger@@ meister von Gut@@ acht eine klare Antwort auf diese Frage gegeben . [EOS]
RESULTS	Gestern hat der Bürger@@ meister von Gut@@ acht eine klare Antwort auf diese Frage gegeben .	
Example 3		
SOURCE	Ei@@ ght years later it will reach J@@ up@@ iter and will investigate the atmosphere of the planet as well as the ic@@ y mo@@ ons Europa , C@@ alli@@ sto and G@@ any@@ me@@ de .	
GREEDY	Acht Jahre später wird es J@@ up@@ iter erreichen und die Atmosphäre des Planeten sowie die ei@@ si@@ gen Mon@@ de Europa , C@@ alli@@ sto und G@@ any@@ me@@ de erfor@@ schen .	
GAD	G	Acht Jahre später wird es den J@@ up@@ iter erreichen
	V	Acht Jahre später wird es [J@@, den] J@@ up@@ iter erreichen und
	G	Acht Jahre später wird es den J@@ up@@ iter erreichen und die Atmosphäre des Planeten sowie die ei@@ si@@ gen Mon-
	V	Acht Jahre später wird es den J@@ up@@ iter erreichen und die Atmosphäre des Planeten sowie die ei@@ si@@ gen Mon@@ de
	G	Acht Jahre später wird es den J@@ up@@ iter erreichen und die Atmosphäre des Planeten sowie die ei@@ si@@ gen Mon@@ de Europa , C@@ alli@@ sto und G@@ any@@ me@@ de
	V	Acht Jahre später wird es den J@@ up@@ iter erreichen und die Atmosphäre des Planeten sowie die ei@@ si@@ gen Mon@@ de Europa , C@@ alli@@ sto und G@@ any@@ me@@ de erfor@@
	G	Acht Jahre später wird es den J@@ up@@ iter erreichen und die Atmosphäre des Planeten sowie die ei@@ si@@ gen Mon@@ de Europa , C@@ alli@@ sto und G@@ any@@ me@@ de erfor@@ schen . [EOS]
	V	Acht Jahre später wird es den J@@ up@@ iter erreichen und die Atmosphäre des Planeten sowie die ei@@ si@@ gen Mon@@ de Europa , C@@ alli@@ sto und G@@ any@@ me@@ de erfor@@ schen . [EOS]
RESULTS	Acht Jahre später wird es den J@@ up@@ iter erreichen und die Atmosphäre des Planeten sowie die ei@@ si@@ gen Mon@@ de Europa , C@@ alli@@ sto und G@@ any@@ me@@ de erfor@@ schen .	

Table 11: Examples from the WMT14 English-German translation task. At each iteration, "G" and "V" are the outputs of the generator and the verifier, respectively. The translation pieces not passed verification are annotated as strikethrough. The highlighted parts are translations of previous iterations. Tokens within a red block are $Top-\beta$ candidates of GAD++. Tokens in blue blocks are different results compared between greedy decoding and GAD++. These examples are obtained by GAD++ ($k = 10$, $top-3$, $\tau = 1.0$). '@@' is the BPE token, e.g., Gut@@ acht → Gutacht.