

Quantum Control via Landau-Zener-Stückelberg-Majorana Transitions

O. V. Ivakhnenko

*B. Verkin Institute for Low Temperature Physics and Engineering, Kharkov 61103, Ukraine
Theoretical Quantum Physics Laboratory, RIKEN Cluster for Pioneering Research, Wako-shi, Saitama 351-0198, Japan*

S. N. Shevchenko*

*B. Verkin Institute for Low Temperature Physics and Engineering, Kharkov 61103, Ukraine
V. N. Karazin Kharkov National University, Kharkov 61022, Ukraine
Theoretical Quantum Physics Laboratory, RIKEN Cluster for Pioneering Research, Wako-shi, Saitama 351-0198, Japan*

Franco Nori

*Theoretical Quantum Physics Laboratory, RIKEN Cluster for Pioneering Research, Wako-shi, Saitama 351-0198, Japan
Physics Department, University of Michigan, Ann Arbor, MI 48109-1040, USA*

(Dated: March 31, 2022)

Since the pioneering works by Landau, Zener, Stückelberg, and Majorana (LZSM), it has been known that driving a quantum two-level system results in tunneling between its states. Even though the interference between these transitions is known to be important, it is only recently that it became both accessible, controllable, and useful for engineering quantum systems. Here, we study systematically various aspects of LZSM physics and review the relevant literature, significantly expanding the review article in Ref. (Shevchenko *et al.*, 2010).

Contents

I. Introduction	3
A. Relation to previous work and structure of this paper	3
B. Driven few-level systems	4
II. Linear drive – Landau-Zener-Stückelberg-Majorana (LZSM) transition	6
A. Hamiltonian and bases	6
B. Brief overview of the original works of Landau, Zener, Stückelberg, Majorana	8
1. In the near-adiabatic limit (Landau).	8
2. Using parabolic cylinder functions (Zener).	9
3. Using WKB approximation (Stückelberg); double-passage solution.	9
4. Using contour integrals (Majorana).	9
C. Different properties of the transition	10
1. Adiabatic theorem	10
2. Dynamics and times of a transition	11
3. Problems with nonlinearities	14
D. Some experimental observations	15
E. Transfer matrix (TM) method	17
III. Repetitive passage – interference	18
A. Adiabatic-impulse model (AIM)	19
1. Double- and multiple-passage cases	19
2. Kibble-Zurek mechanism (KZM)	23
B. Rotating-wave approximation (RWA)	25
1. Multi-photon Rabi oscillations	25
2. Multi-photon transitions meet LZSM theory	27
C. Floquet theory	28
D. With driving fields in the quantum regime	29
E. Impact of dissipation and temperature	31
F. Rate equation	33
G. Quantum phase tomography	33

*e-mail: sshevchenko@ilt.kharkov.ua

H. Comparison of different methods	34
IV. Interferometry	36
A. Superconducting circuits	38
B. Semiconductor quantum dots	39
C. Donors and impurities (atomic qubits)	40
D. Graphene	40
E. Microscopic systems	41
F. Other systems	41
G. Multilevel systems	42
V. Quantum control	43
A. Coherent control of microscopic and mesoscopic structures	44
B. Universal single- and two-qubit control	45
C. Shortcuts to adiabaticity	46
D. Adiabatic quantum computation	48
VI. Related classical coherent phenomena	49
VII. Conclusion	52
Acknowledgments	52
A. LZSM transition probability	53
1. With near-adiabatic limit (Landau)	53
2. With parabolic cylinder functions (Zener)	54
3. With contour integrals (Majorana)	58
4. With WKB approximation and phase integral method (Stückelberg)	59
5. Duration of the LZSM transition	61
B. Description of a periodically driven two-level system	63
1. Adiabatic-impulse model	63
a. Adiabatic evolution	63
b. Multiple-passage evolution	63
2. Rotating-wave approximation (RWA)	64
3. Floquet theory	66
4. Rate equation and white noise approach	70
a. Transition rate	70
b. Rate equation	71
c. From Bessel to Airy	71
d. Double-passage regime	72
References	73

Abbreviations and most-often-used symbols

Because this review article is quite long, for the readers' convenience, we present the main abbreviations used. This list also includes some of the topics covered.

AIM: adiabatic-impulse model;
 CDT: coherent destruction of tunneling;
 JJ: Josephson junctions;
 KZM: Kibble–Zurek mechanism;
 LZSM: Landau, Zener, Stückelberg, Majorana;
 RAP: rapid adiabatic passage;
 RWA: rotating-wave approximation;
 TLS: two-level system;
 TM: transfer matrix;
 PAT: photon assisted tunneling.

\mathcal{P} : single-passage LZSM transition probability;
 Δ : minimal energy-level splitting;
 ε : energy bias;
 A, ω, T_d : amplitude, frequency, and period of the driving field;
 δ : adiabaticity parameter;
 ΔE : qubit energy-level gap;
 $\Gamma_1 = T_1^{-1}$, $\Gamma_2 = T_2^{-2}$: relaxation and decoherence rates;
 T : temperature.

I. INTRODUCTION

A two-level system (TLS) is one of the basic models in physics and describes systems that are ubiquitous in nature. However, on the one hand, this is the “simplest nonsimple quantum problem”, quoting (Berry, 1995), and on the other hand, this provides the basis for quantum technologies, in which a TLS refers to a qubit.

If a quantum system is excited by a time-dependent drive, it displays a variety of interesting and important effects. Note that several Nobel Prizes in physics have been awarded to physicists who exploited time-dependent, few-level quantum systems: Rabi (1944) on molecular beams and nuclear magnetic resonance; Bloch and Purcell (1952) on magnetic fields in atomic nuclei and nuclear magnetic moments; Townes, Basov, and Prochorov (1964) on masers, lasers, and quantum optics; Kastler (1966) on optical pumping; Ramsey, Dehmelt, and Paul on atomic spectroscopy, hydrogen maser, and atomic clocks (1989); Chu, Cohen-Tannoudji, and Philips on cooling and trapping atoms with laser light (1997); and Haroche and Wineland on coupled atoms and photons (2012).

A. Relation to previous work and structure of this paper

We could ask ourselves a question here, like, for example, in Ref. (Benderskii *et al.*, 2003): “The title of this paper might sound perplexing at first sight. What else can be said about the Landau–Zener (LZ) problem after the numerous descriptions in both research and textbook literature?” Below, we give several reasons, starting from the fact that this topic should be called LZSM, not only LZ, and ending with the point that this evergreen topic is nowadays important for many areas of physics.

LZSM transitions are ubiquitous and important and have been addressed in several review articles (Dziarmaga, 2010; Grifoni and Hänggi, 1998; Kazantsev *et al.*, 1985; Sen *et al.*, 2021; Shevchenko *et al.*, 2010; Shimshoni and Gefen, 1991; Silveri *et al.*, 2017; Zhu *et al.*, 2007) and books (Nakamura, 2011; Shevchenko, 2019). In particular, the central idea of a previous review Ref. (Shevchenko *et al.*, 2010) was a detailed presentation of the theoretical description of periodically driven TLSs. Here, we briefly mention the key ways in which the present work significantly extend this previous one:

- We show how to derive the LZSM formula by following the original works and not only present the readers these often-cited and difficult-to-access works, but also convincingly demonstrate that what is known as Zener or Landau-Zener transition/formula should be attributed to the four physicists: LZSM.
- We address different important aspects of the nonadiabatic transition, such as transition time, nonlinearity, and dissipation.
- We relate the LZSM formalism for avoided-level crossing with the Kibble–Zurek mechanism (KZM), which has been widely used to describe second-order phase transitions.
- We review new results that have appeared in the decade following the previous review article (Shevchenko *et al.*, 2010) and also cover various physical realizations.
- We emphasize that the detailed understanding of LZSM dynamics and its aspects, such as multi-photon transitions, is important not only for spectroscopy or interferometry, but also for quantum control.

For example, the original LZSM problem was covered very briefly in (Giacomo and Nikitin, 2005). However, we must ask what was studied in the original works of LZSM. Many (probably, the vast majority of) researchers cite the original works by LZSM without seeing these papers, which are difficult to access and read. Moreover, out of these five papers (Landau, 1932a,b; Majorana, 1932; Stückelberg, 1932; Zener, 1932), only one (Zener, 1932) was written in English. [See the translations in Refs. (Cifarelli, 2020a; Haar, 1965; Stueckelberg, 1970).] One of the tasks in the current review article is to present a pedagogical summary of the original works of LZSM. We believe that seeing all four approaches together is both instructive and pedagogical.

The present review paper is organized as follows:¹ First, in the rest of Sec. I, we present diverse physical systems that can effectively be described as TLSs. A nonadiabatic transition between energy levels, known as the LZSM transition, is described in Sec. II, with details provided in Appendix A. Various approaches to the description of a periodically driven TLS are the subject of Sec. III and Appendix B. We devote Sec. IV to the description of

¹ Please note that we do not always cite the relevant papers in chronological order. We have mostly aimed to tell the story about LZSM physics, for which it is sometimes more illustrative to refer to later publications or review articles for the sake of the readers’ convenience.

experimental studies, in which the LZSM interference is relevant. Quantum control with nonadiabatic transitions and periodic driving is outlined in Sec. V. Related classical coherent phenomena are considered in Sec. VI. Section VII presents the conclusions.

B. Driven few-level systems

First, we outline the systems in which the phenomena are taking place. These are very different in their physical origins because the objects can be microscopic (electron or nuclear spins, photons, atoms), mesoscopic (superconducting qubits, quantum dots, graphene structures), or macroscopic (mechanical or electrical resonators). Our aim is to demonstrate that the description of all these can be reduced to a quantum two- or few-level system. Here, the key idea is to show that a basic notion in quantum mechanics—a TLS with avoided-level crossing—is ubiquitous and that for such systems, LZSM physics is relevant. We have chosen several illustrative systems and presented them in Fig. 1, with some details given in Table I and in the main text below.

Note that neither Fig. 1 nor Table I are comprehensive because neither gives a complete picture of the variety of the respective systems. The aim is to show the diversity of the systems and their characteristic parameters, including their size. It is the aim of this entire review article to present different realizations of LZSM phenomena. In particular, the experimental realizations of the single- and multiple-passage transitions in quantum systems will be presented in Sec. II.D and Sec. IV, respectively, while their classical counterparts will be presented in Sec. VI. After making these references to subsequent sections, we briefly describe the quantum systems. However, here, a note is in order. We describe classical systems in a separate section and consider otherwise quantum systems. Interestingly, nonadiabatic LZSM transitions are largely associated with quantum systems, and it is a rare example in physics when classical related phenomena are studied later than their quantum counterparts and not vice versa.

It is difficult to give a complete picture of those processes where nonadiabatic transitions between potential energy curves matter because these are ubiquitous in natural sciences. Hiroki Nakamura et al. (Zhu *et al.*, 2007) formulated this even more dramatically: “Without nonadiabatic transition, this world would have been dead, because no basic chemical and biological processes, such as electron and proton transfer, could have occurred. Nonadiabatic transition is certainly an origin of mutability of this world.” Here, we can briefly consider different physical realizations.

- * As a recent example of this, in the review article (Köhler *et al.*, 2006), the role of LZSM nonadiabatic transitions is considered in the production of cold molecules and molecular association and dissociation; single and repeated nonadiabatic transitions were shown to transfer between molecular and atomic states (Lang *et al.*, 2008; Mark *et al.*, 2007b).
- * LZSM transitions become important for describing atoms being scattered by a standing light wave (Kazantsev *et al.*, 1985). The basic and excited states of an atom correspond to two effective potentials and two trajectories of motion. The possibility of nonadiabatic transitions between the two states (beams) results in changing an atom’s trajectory, which leads to the interference of the translational motion states; this is similar to a two-channel optical interferometer.
- * Superconducting quantum circuits are based on Josephson junctions (JJs) (Gu *et al.*, 2017; Xiang *et al.*, 2013). Depending on the system parameters, there are three basic types of JJ-based qubits: charge, phase, and flux ones. The energy-level spacing in these can be controlled by an external parameter: gate voltage, bias current, or magnetic flux, respectively. There are also newer subtypes, including a transmon, which is the capacitor-shunted charge qubit coupled with a transmission line; such layouts allow for better isolation from external noise, allowing for longer coherence times.
- * Quantum dots with controllable parameters are mainly based on electrons that are localized in gate-defined depleted regions of semiconductor heterostructures (typically a few tens of nanometer in size), such as GaAs/AlGaAs and Si/SiGe, or in nanowire structures (Zwanenburg *et al.*, 2013). They show Coulomb blockade and display single-electron physics. Depending on which degree of freedom is relevant, we can have spin or charge qubits, which involve one or several electrons. The energy levels, including the minimal splitting, can be controlled by an external magnetic field and gate voltages.
- * Atomic impurities, such as nitrogen-vacancy (NV) color centers in diamond and phosphorous impurities in silicon, allow for the manipulation of single electron spins and/or nuclear spins, which can be conveniently coupled with each other, nicely isolated from the environment, be controlled by optical and microwave fields, and be integrated in solid-state devices. We illustrate this with the device from Ref. (Dupont-Ferrier *et al.*, 2013), which is based on a silicon nanowire. The source-drain current was then defined by the electron transport through two tunnel-coupled donor atoms, of which the electronic-state populations created the charge qubit.

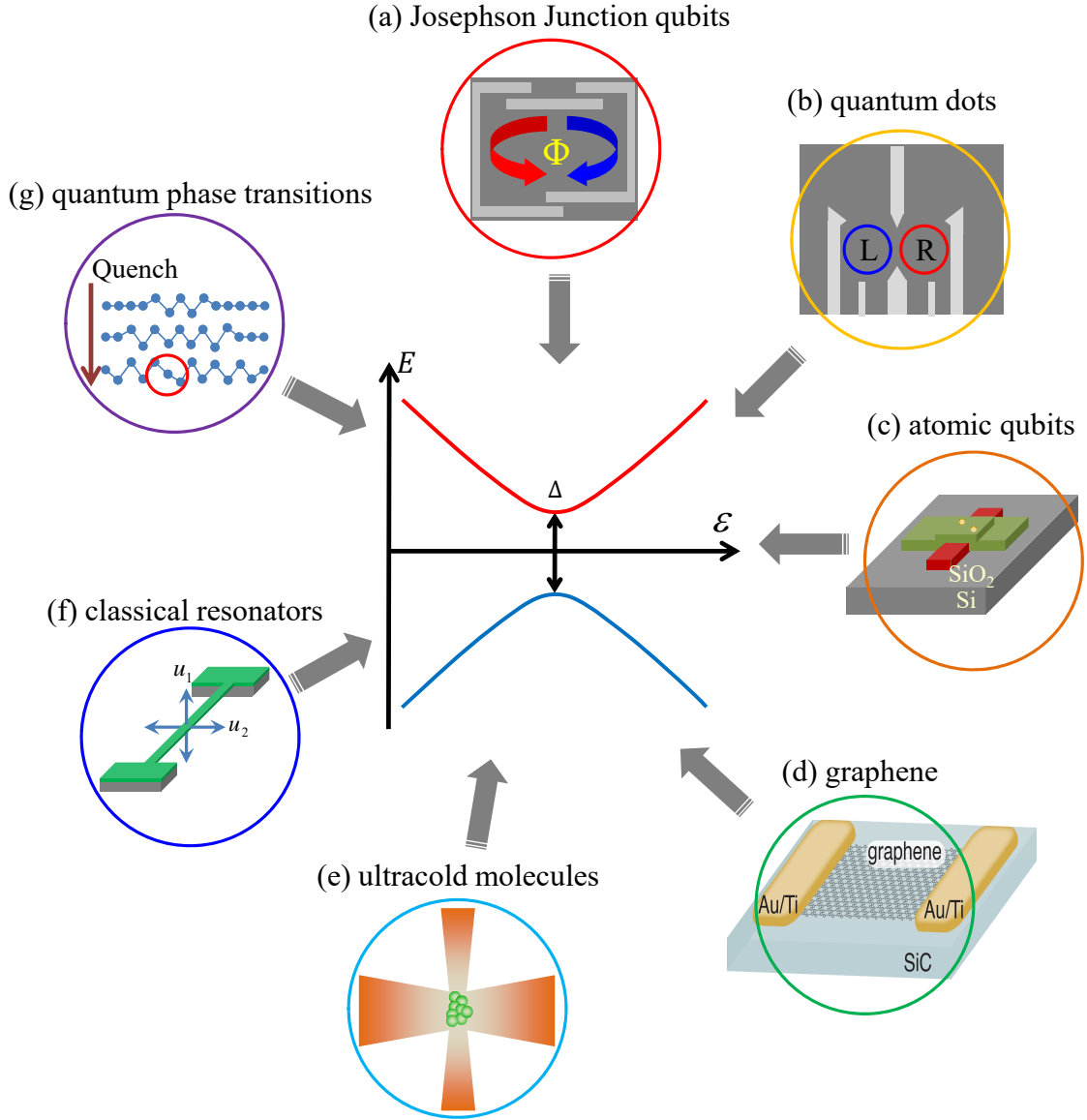


FIG. 1 **Various physical systems that can be described by the two-level model.** These can be driven by external fields and exhibit Landau-Zener-Stückelberg-Majorana (LZSM) transitions. (a) Superconducting quantum circuits with Josephson junction (JJ) qubits are illustrated by a flux qubit, which constitutes of a ring with three tunnel JJs and the qubit states formed by a current direction (Izmalkov *et al.*, 2004). (b) Semiconductor artificial atoms are illustrated by gate-defined double quantum dot (Cao *et al.*, 2013), where the charge qubit is formed by electron states localized in either the left (L) or right (R) dot. (c) An impurity-based qubit, formed by phosphorus or arsenium donor atoms in a silicon nanowire transistor (Dupont-Ferrier *et al.*, 2013). (d) Graphene strip contacted with gold electrodes, where the current displays nonadiabatic transitions between the valence and conduction bands around the Dirac point (Heide *et al.*, 2018). (e) Ultracold caesium Feshbach molecules in a laser trap, where ramping the magnetic field results in the transfer of the molecular states (Mark *et al.*, 2007b). (f) Classical nanomechanical resonator (Faust *et al.*, 2012), where the coherent superposition of the in-plane and out-of-plane modes behave as a driven TLS. (g) Topological defect formation is represented in an ion Coulomb crystal; this is a trapped ion chain, where changing the confining potential results in the chain buckling; this breaking of the axial symmetry is a second-order phase transition, with the density of defects described by the Kibble-Zurek mechanism (Pyka *et al.*, 2013).

* Energy bands with avoided-level crossings, which are relevant for our consideration, also take place in graphene. When driven by an external electromagnetic field, the Dirac Hamiltonian for graphene results in the LZSM phenomenon near the Dirac points (Heide *et al.*, 2018; Higuchi *et al.*, 2017). It has been shown that thin films of a Weyl semimetal subjected to a strong AC electromagnetic field should behave similarly to graphene (Rodionov *et al.*, 2016). It has also been discussed that there is a profound similarity between the effects of spatial and temporal periodicity, which is one more argument why the avoided-level-crossing structures appear

in many different contexts. For a review of other related materials, the so-called “artificial graphenes”, see (Montambaux, 2018).

- * The theory of LZSM transitions is closely related to the so-called KZM (Damski, 2005) and will be considered in the section III.A.2. This describes second-order phase transitions, which occurs when one of the system parameters passes through a critical point. The universality of second-order phase transitions makes their dynamics independent of their microscopic nature. This results in a long list of related realizations, from cosmology to condensed matter. Leaving this intriguing issue for later, here, we illustrate the realization of the KZM with chains of ions confined in harmonic traps (Pyka *et al.*, 2013). In this situation, weakening the triaxial confining potential in the transverse direction makes the chain buckle and form a zig-zag shape. This second-order phase transition can lead to the formation of topological defects, which is illustrated by a “zig”, followed by another “zig”, rather than by a “zag”. LZSM theory quantitatively describes the formation of such topological defects. Note that the characteristic parameters for defect formation in Table I are used for this very realization; parameters for other phase transitions may be completely different.
- * Two Majorana works meet when Majorana qubits are described by the LZSM Hamiltonian. These are formed by the Majorana bound states that reside in topological superconducting systems. A realization of this could be an rf superconducting quantum interference device (SQUID) with a topological JJ that is formed by a one-dimensional nanowire with spin-orbit coupling, quantum spin-Hall edge states, or ferromagnetic atomic chains (Feng *et al.*, 2018; Huang *et al.*, 2015; Wang *et al.*, 2018; Zhang *et al.*, 2021; Zhang and Liu, 2021). The energy level structure is controlled by an external magnetic flux. Alternatively, a topological superconductor can be a weak link between quantum dots (Zazunov *et al.*, 2020). Besides being fundamentally interesting, Majorana qubits provide the basis of topological quantum computation. For more on engineering gauge fields and triggering topological order in periodically driven systems, see (Goldman and Dalibard, 2014).
- * Somewhat unexpectedly in this context, some classical systems can also be described as TLSs. This arises because what is needed for LZSM physics (superposition and transition between discrete states) appears not only in the quantum world, but also in classical physics. To this issue, we devote Sec. VI, but here, we illustrate this with a nanomechanical resonator in the classical regime (Faust *et al.*, 2012). This system is based on the coherent energy exchange between two strongly coupled high-quality modes of a nanomechanical resonator placed in a vacuum at ambient temperature.
- * To emphasize the variety of TLSs, for which LZSM physics matters, we kaleidoscopically mention a few other realizations: electron spin-polarized $^4\text{He}^+$ ion scattering (Suzuki and Sakai, 2016; Suzuki and Yamauchi, 2010), low-dimensional conductors (Benito *et al.*, 2016; Montambaux and Jérôme, 2016), and charge-density-wave insulators (Shen *et al.*, 2014). Overall, nonadiabatic transitions are relevant in physics, chemistry, biology, economics, and some other—sometimes unexpected—research fields (Nakamura, 2011). As an exotic example, the LZSM model can be useful in describing decision making in which there are a few possible outcomes; in Ref. (Levi, 2013), the author applies the model to describe free will with afterthoughts.

II. LINEAR DRIVE – LANDAU-ZENER-STÜCKELBERG-MAJORANA (LZSM) TRANSITION

A. Hamiltonian and bases

We now present various approaches to derive the formula for the excitation probability of a TLS. To this end, we briefly introduce the main steps, while details are presented in Appendix A. Interestingly, this can be done in several ways within different theoretical formalisms (Giacomo and Nikitin, 2005). We aim to study and compare different techniques by applying these to the classical LZSM problem with a linear drive to the TLS.

Consider a TLS described by the Hamiltonian

$$H(t) = -\frac{\Delta}{2}\sigma_x - \frac{\varepsilon(t)}{2}\sigma_z = -\frac{1}{2} \begin{pmatrix} \varepsilon & \Delta \\ \Delta & -\varepsilon \end{pmatrix}, \quad (1)$$

with the linear bias

$$\varepsilon(t) = vt, \quad (2)$$

Δ being a time-independent quantity and time $t \in (-\infty, \infty)$. Let us now define the *adiabatic* states, which are the Hamiltonian eigenfunctions at $\Delta = 0$: $|0\rangle = \begin{pmatrix} 1 \\ 0 \end{pmatrix}$ and $|1\rangle = \begin{pmatrix} 0 \\ 1 \end{pmatrix}$. The respective (adiabatic) energy levels are $E_{0,1} = \mp\varepsilon/2$.

	System	Size	Basis	Variable	Δ/h	$\omega/2\pi$	Temperature
(a)	JJ qubits	1 μm to 1 mm	charge, current	voltage, flux	10 MHz to 10 GHz	1 GHz	50 mK
(b)	quantum dots	10 nm / 1 μm	charge, spin	voltage, magnetic field	0.1 to 10 GHz	1 to 10 GHz	50 mK
(c)	atomic qubits	1 \AA / 1 μm	electron charge or spin and/or nuclear spin	optical and microwave fields	0.1 GHz	1 MHz to 10 GHz	50 mK / 1 to 10 K / room
(d)	graphene	1 μm	conduction / valence bands	electric field	100 THz to 1 PHz	100 THz	room
(e)	ultracold molecules	1 \AA / 40 μm	molecular states / lattice bands	magnetic field / lattice tilt	10 kHz	10 kHz	0.01 to 100 μK
(f)	classical resonators	50 μm	oscillation modes	bias voltage	10 kHz	10 kHz	room
(g)	quantum phase transitions	300 μm	defect orientation	confining voltage	100 kHz	100 kHz	10 μK

TABLE I **Characteristic two-level systems (TLSs)** and their parameters. The respective systems are described in the main text, while details can be found in the references. The numbers present characteristic values or ranges. The table lists both the size of the core quantum system and the size of the host. For example, for ultracold molecules, the characteristic size of the atoms is of the order of several Angstroms, while the size of the localized Bose–Einstein condensate (BEC) is typically a few dozens of micrometers.

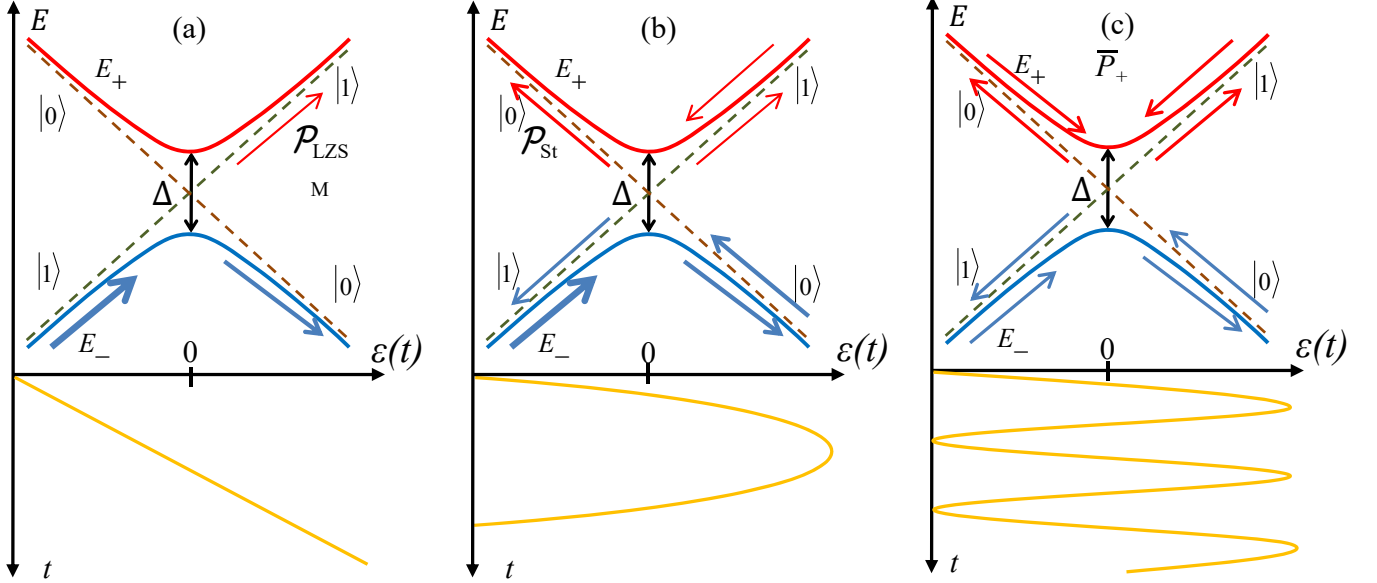


FIG. 2 **Schematic of a driven two-level system (TLS)**. Here, E_{\pm} are the upper and lower energy levels, Δ is the minimal distance between energy levels, and ε describes the energy bias. The avoided-crossing region corresponds to the vicinity of $\varepsilon = 0$. Three problems are considered in this work: (a) single passage of the avoided-crossing region, which is described by the probability \mathcal{P} ; (b) double-passage problem for $\mathcal{P}_{\text{double}}$; and (c) multiple-passage problem with the solution for the time-averaged probability $\bar{\mathcal{P}}_+$.

These are plotted by the dashed lines in Fig. 2. In general, the wave function is a superposition state

$$|\psi(t)\rangle = \alpha |0\rangle + \beta |1\rangle = \begin{pmatrix} \alpha \\ \beta \end{pmatrix} \quad (3)$$

with α and β being the time-dependent coefficients.

The *adiabatic* eigenvalues $E_{\pm}(t)$ and eigenstates $|E_{\pm}(t)\rangle$ are given by the Schrödinger equation, where time is a parameter, $H(t) |E_{\pm}(t)\rangle = E_{\pm}(t) |E_{\pm}(t)\rangle$. We obtain the *adiabatic* energy levels

$$E_{\pm}(t) = \pm \frac{1}{2} \sqrt{\Delta^2 + \varepsilon(t)^2} = \pm \frac{1}{2} \Delta E(t). \quad (4)$$

Here, $\Delta E = E_+ - E_-$ is the distance between the energy levels, which are presented by the solid curves in Fig. 2. Now, we can see that the meaning of the parameter Δ is the minimal energy spacing—or a gap—while the parameter ε is the energy bias. The energy gap is the smallest at $\varepsilon = 0$, see Fig. 2; accordingly, we say that at this point, we have avoided-level crossing.

The *adiabatic* energy eigenstates are

$$|E_{\pm}(t)\rangle = \gamma_{\mp}|0\rangle \mp \gamma_{\pm}|1\rangle, \quad (5)$$

$$\gamma_{\pm} = \frac{1}{\sqrt{2}} \sqrt{1 \pm \frac{\varepsilon(t)}{\Delta E(t)}}. \quad (6)$$

In particular, at the point of the avoided-level crossing, $\varepsilon = 0$, $|E_{\pm}(0)\rangle = \frac{1}{\sqrt{2}}(|0\rangle \mp |1\rangle)$. For $\varepsilon \gg \Delta$, the adiabatic energy levels approach the diabatic ones.

Now, the problem is in finding the probability of a TLS to be in the upper state after passing avoided-level crossing. Let us assume that we start from the ground state $|E_- \rangle$ in the left-hand side of Fig. 2(a), that is, at $t \rightarrow -\infty$. We are interested in the probability \mathcal{P} of finding the system in its excited state $|E_+ \rangle$ after passing the avoided-crossing region, that is, at $t \rightarrow +\infty$. Alternatively, the problem can be formulated in terms of diabatic states: what is the probability \mathcal{P} to stay in the same diabatic state $|0\rangle$, or what is the probability $(1 - \mathcal{P})$ of changing the state from $|0\rangle$ to $|1\rangle$?

The time-dependent Schrödinger equation gives us the solution, which is known as the LZSM formula:

$$\mathcal{P} = \exp\{-2\pi\delta\}, \quad (7)$$

where

$$\delta = \frac{\Delta^2}{4\hbar v} \quad (8)$$

is the adiabaticity parameter. For slow changes, $\delta \gg 1$ (i.e., $v \ll \Delta^2/\hbar$), we have the adiabatic evolution, where the TLS mostly stays in the ground state, $\mathcal{P} \approx 0$.

For fast changes, $\delta \ll 1$, we have the diabatic evolution, where the system dominantly follows the diabatic state, $1 - \mathcal{P} \approx 0$; this means that by starting from the $|0\rangle$ state at $t = -\infty$ in Fig. 2(a), we end up with an almost unit probability in the same $|0\rangle$ state at $t = \infty$. We emphasize that the LZSM formula, Eq. (7), describes the transition probability if starting from an eigenstate; the case when the system starts in a superposition state will be considered later.

In what follows, we present the derivation of the formula (7) as used in four different methods.

B. Brief overview of the original works of Landau, Zener, Stückelberg, Majorana

Let us briefly consider the approaches of LZSM, which are summarized in Table II and in which the details are presented in Appendix A. Importantly, all four of them published the very same year papers where one of the key results was exactly Eq. (7).

1. In the near-adiabatic limit (Landau).

In his first work (Landau, 1932a) concerning the nonadiabatic transitions, L.D. Landau studied adiabatic nonelastic atomic collisions. He derived a general expression for the probability of nonadiabatic transitions within perturbation theory, which was applied for the near-sudden limit, with $\delta \ll 1$. The resulting excitation probability for the double-passage process was $P_{\text{double}}^{(L)} = 8\pi\delta \sin^2 \Phi_L$, which is a rapidly oscillating function. Being averaged over a large dynamical phase Φ_L , accumulated during double passage evolution [see Fig. 2(b)], this would give $\bar{P}_{\text{double}}^{(L)} = 4\pi\delta$. Indeed, from Eq. (7) at $\delta \ll 1$, we have $\mathcal{P} \approx 1 - 2\pi\delta$. These are consistent results, if we note that the latter gives the probability $P_{0 \rightarrow 1} \approx 2\pi\delta$ of staying in the ground state after the first passage; then, there are two possibilities to be excited during the second passage: $P_{0 \rightarrow 1 \rightarrow 1} \approx 2\pi\delta$ and $P_{0 \rightarrow 0 \rightarrow 1} \approx 2\pi\delta$, which would add up to Landau's value of $4\pi\delta$.

In his second related paper (Landau, 1932b), the author applied the general formula of the transition to a generic case of almost crossing potential curves in the near-adiabatic limit, that is, for $\delta \gg 1$ and the obtained excitation probability in the form of Eq. (7), but with the prefactor C being presumably of the order of unity. If analyzed by the other (more precise) methods, which are presented below, this constant becomes exactly equal to 1.

Article by	Submission	Publication	System	Method	Phase
L.D. Landau (Landau, 1932b)	12.1931	06.1932	Inelastic adiabatic atomic collisions	Quasiclassical approach	No
C. Zener (Zener, 1932)	07.1932	09.1932	Crossing polar and homopolar states in molecule	Parabolic cylinder function	Yes
E.C.G. Stückelberg (Stückelberg, 1932)	? .1932	11.1932	Inelastic adiabatic collision	WKB approximation	No
E. Majorana (Majorana, 1932)	? .1931	02.1932	Spin 1/2 in a magnetic field	Laplace transform	Yes

TABLE II : The works of Landau, Zener, Stückelberg, and Majorana at a glance.

2. Using parabolic cylinder functions (Zener).

The second relevant approach is by Clarence Zener ([Zener, 1932](#)). The author studied the crossing of the polar and homopolar states of a molecule. The energy bias for the electronic states was the slow variable of the nuclei position. The task was reduced to the very same problem formulated in Fig. 2(a): What is the probability of excitation if starting from the ground state to the left and linearly driving to the right when passing the avoided crossing? The respective Schrödinger equation was transformed into a second-order differential equation, of which the solution was the parabolic cylinder Weber functions. This exact solution, after taking the asymptotes, resulted in Eq. (7).

Here, a note about Zener tunneling/effect/diode is in order. Two years later, Zener published another paper ([Zener, 1934](#)), in which he studied the dielectric breakdown, which is the electrical breakdown in solid insulators when applying a strong constant electric field. The breakdown occurs because of the tunneling between the conduction bands through a forbidden band. Later, such sort of electric breakdown was studied for semiconductors ([Kane, 1960](#)) and is the basis of the *Zener diode* (stabilitron). Some authors have analyzed the analogy between Zener tunneling and LZSM transitions, for example, ([Romanova et al., 2011](#)); however, we differentiate Zener tunneling from LZSM transitions because the former does not involve an avoided-level crossing but instead needs strong fields, while the avoided-level crossing is the origin for the latter. Based on this, the two cases can also be called nonresonant and resonant (Zener) tunneling, respectively ([Glutsch, 2004](#)). As a special case, one can mention here the so-called Bloch(-Landau)-Zener dynamics ([Holthaus, 2000](#); [Ke et al., 2015](#); [Khomeriki and Flach, 2016](#); [Rotvig et al., 1995](#); [Wu and Niu, 2003](#); [Xia et al., 2021](#)), which involve the LZSM transitions between energy bands when these display Bloch oscillations with avoided-level crossing.

3. Using WKB approximation (Stückelberg); double-passage solution.

Much like the above, Stückelberg also considered atomic collisions, for which he used the Wentzel–Kramers–Brillouin (WKB) approximation and the phase integral method ([Stückelberg, 1932](#)). As a result, Stückelberg obtained the formula for the double-passage problem

$$P_{\text{double}} = 4\mathcal{P}(1 - \mathcal{P}) \sin^2 \Phi_{\text{St}}, \quad (9)$$

where the single-passage probability \mathcal{P} is again given by Eq. (7) and Φ_{St} is the phase, that is, the so-called Stückelberg phase, which is accumulated by the wave function during evolution. We will see that this consists of two parts: the one accumulated during the adiabatic motion and the other (called dynamical or Stokes phase) acquired during the single passage of the avoided-crossing region ([Nikitin, 1999](#)). Interestingly, Stückelberg pointed out that particularly for $\delta \ll 1$, his result gives what Landau obtained in the work ([Landau, 1932a](#)) with $\Phi_{\text{St}} = \Phi_{\text{L}}$ and $2\mathcal{P}(1 - \mathcal{P}) = 4\pi\delta$. In Appendix A.4, we present some details about the Stückelberg approach. In particular, we see that even with all the complications and generalities of this approach, the expression for the dynamical part of the Stückelberg phase cannot be obtained within this formalism ([Child, 1974](#)).

4. Using contour integrals (Majorana).

In the fourth approach, Ettore Majorana considered an oriented atomic beam passing a point of a vanishing magnetic field ([Majorana, 1932](#)). The problem was reduced by the author to a spin-1/2 particle in a linearly time-dependent magnetic field, exactly as described by the Hamiltonian (1) with the bias (2). Much like the approach by C. Zener, Ettore Majorana reduced the problem to a mathematical treatment of a second-order differential equation. This time,

the author solved the equation using the direct and inverse Laplace transform by calculating the respective contour integrals in the limits of $t \rightarrow \pm\infty$, resulting again in Eq. (7). Expectedly, that integral is similar to the integral representation of the parabolic cylinder function.

We note that previously, most of the papers on the subject of nonadiabatic transitions called these LZ or LZS transitions. Paradoxically enough, to some extent, the paper by E. Majorana is even more relevant and better suited for the problem: it does not contain undefined exponential prefactors or limitations for the value of δ , as in the derivations by L.D. Landau; it does not refer to special functions that require using asymptotics from books or numerics, as in C. Zener’s approach; and the derivation is less complicated than the one by E.C.G. Stückelberg. The work of E. Majorana was both stimulated and verified by experimental observation (Frisch and Segre, 1933). For the history of this, see (Cifarelli, 2020b; Esposito, 2014, 2017). With similar arguments, F. Di Giacomo and E.E. Nikitin (Giacomo and Nikitin, 2005) proposed, first, to make Majorana’s approach a central problem for textbooks on quantum mechanics and, second, to term the problem and formula, Eq. (7), using all four names: the LZSM problem and LZSM formula, respectively. From the dates in Table II we can see that if one follows the dates of publication, **the correct ordering would be MLZS**. However, to avoid introducing more confusion, we will call this LZSM, as almost all other authors who acknowledge Majorana’s role. Concerning Majorana’s contribution, see also (F. Wilczek, 2014). As an additional advantage of Majorana’s formulation, we note that he (in distinction from LZS) formulated the problem in terms of the spin-1/2 Hamiltonian, exactly in the form employed for quantum engineering nowadays.

See Appendix A for further details, where we present the approaches developed by LZSM. Among other approaches, we can mention the one by (Wittig, 2005), which was also presented in §1.5.2 of the textbook (Zagoskin, 2011); for more, see also (Chichinin, 2013; Hagedorn, 1991; Ho and Chibotaru, 2014; Rodriguez-Vega *et al.*, 2021), (Liu *et al.*, 2019). Hence, there are different ways to find the LZSM transition probability, including shortcuts to finding the solutions without solving the differential Schrödinger equation. However, being interested in the complete wave function—not only in the transition probability—we emphasize that this can be done only by one of the differential equation methods (Child, 1974; Nikitin, 1999). We illustrate this in the last column of Table II, which responds to the following question: Can the method be directly applied to define the phase factor acquired after the transition? Only two responses are positive, and we address these in Appendices A.2 and A.3. Namely, we examine the approaches by Zener and Majorana, where the first is quite known and the latter much less so. For these reasons, we present the first briefly in Appendix A, for the readers’ convenience, with the details given elsewhere (Kofman *et al.*, 2022).

C. Different properties of the transition

1. Adiabatic theorem

Adiabatic theorem is one of the oldest and most important concepts in quantum mechanics. It provides the foundation for various techniques (such as the adiabatic-impulse method below) and for emergent devices (such as adiabatic quantum computers, also discussed below). Adiabatic theorem is limited by nonadiabatic transitions, making this natural to be discussed here.

Adiabatic theorem states that in a system with a discrete energy spectrum under certain conditions, an infinitely slow—or adiabatic—change of the Hamiltonian does not change the level populations; for example, see Chapter 1.5 in (Zagoskin, 2011). Let us now discuss this formulation and clarify those conditions.

First, we note that it is not enough to formulate the adiabatic theorem as it is often formulated: a physical system remains in its instantaneous eigenstate if a given perturbation is acting on it slowly enough and if there is a gap between the eigenvalues (Albash and Lidar, 2018). Even under slow perturbation, resonant and interference effects may result in significant changes in the energy-level populations. Below, we show that even with a small LZSM probability of excitation during a single passage, under a resonant condition, the system would display Rabi-like oscillations, with up to the unity occupation probability of the upper energy level. This could be termed the “inconsistency” of adiabatic theorem (Marzlin and Sanders, 2004). Hence, we should add “certain conditions” (Amin, 2009; Hatomura and Kato, 2020; Tagliaferri *et al.*, 2018) that can be formulated as either absence of resonance or as a limitation on time of the process, which, in our example, means that the time span should be much less than the period of the Rabi-like oscillations.

In the general case of a multilevel system, the eigenstates are defined by

$$H(t) |E_n(t)\rangle = E_n(t) |E_n(t)\rangle. \quad (10)$$

Then, the adiabatic condition is usually quantified in either one of the two equivalent forms (e.g., (Silveri *et al.*, 2017)):

$$\left| \langle E_m(t) | \dot{E}_n(t) \rangle \right| \ll |\omega_{nm}(t)| \quad (11)$$

or

$$\max_{t \in [t_0, t_0 + \Delta t]} \frac{\langle E_m(t) | \dot{H}(t) | E_n(t) \rangle}{\omega_{nm}(t)^2} \ll 1, \quad (12)$$

where $\hbar\omega_{nm}(t) = E_n(t) - E_m(t)$ and $m \neq n$; the evolution is considered from $t = t_0$ until $t_0 + \Delta t$. One can be convinced that Eq. (12) follows from Eq. (11) by differentiating Eq. (10). The interpretation of the adiabaticity condition (11) is that for all pairs of energy levels, the expectation value of the time rate of change of the Hamiltonian must be small compared with the gap (Sarandy *et al.*, 2004). To be more precise, we could add the max and min, with respect to time, to the two sides of this inequality, respectively. The value standing in the l.h.s. of Eq. (12) can be considered as the quantitative measure of adiabaticity (Skelt *et al.*, 2018).

In particular, for a TLS, from Eq. (12) with Eqs. (4, 5), we obtain $\hbar v / \Delta^2 \ll 1$. This means $\delta \gg 1$ and explains why δ is called the adiabaticity parameter. Indeed, in this adiabatic limit, the nonadiabatic transitions are suppressed: $\mathcal{P} = e^{-2\pi\delta} \rightarrow 0$ at $\delta \rightarrow \infty$. In general, the adiabaticity parameter δ changes from zero with the diabatic transition, $\mathcal{P} = 1$, and to infinity when the evolution is adiabatic and without nonadiabatic transitions, $\mathcal{P} = 0$. However, recall that for adiabatic theorem to be fulfilled, the time step Δt should be shorter than any possible resonance time, such as the Rabi period.

2. Dynamics and times of a transition

We stated above that for linear driving, $\varepsilon = vt$, a TLS starting from the ground state with the LZSM probability \mathcal{P} can then be found in the excited state. For a graphical representation of the problem with linear drive, see Fig. 2(a). We consider this now in more detail by addressing the following questions: What is the system's dynamics $P_+(t)$? How does it change when not starting from the ground state? What are the characteristic times describing how $P_+(t)$ tends to \mathcal{P} ? What changes if the driving is nonlinear?

To start with, the dynamics depends on the representation. Both theoretically and experimentally, we can study evolution in various bases (Tayebirad *et al.*, 2010). The most important bases are the diabatic and adiabatic ones, which we have introduced above. Given the relevance of these two bases, both for theory and measurements, we consider the dynamics and its characteristic features for the two cases. For further studies, see Ref. (Sun *et al.*, 2015) on the experimental visualization of the single-passage dynamics; Refs. (Barra and Esposito, 2016; Thingna *et al.*, 2017, 2019) on many-level crossing in open quantum systems; and Refs. (Ribeiro *et al.*, 2013b; Vitanov and Garraway, 1996) on the finite coupling solution where Δ is a step function.

In the simplest approach, the dynamics is described by what we call the adiabatic-impulse model (AIM). Given its importance, we consider this in much more detail in the next section when we examine periodic driving. For the single-passage problem, the model consists of the adiabatic state following the ground state, then resonant (impulse-type) excitation to the upper level at the quasicrossing point, and then again the adiabatic state, now with a certain probability at occupying the excited state. These dynamics are shown in Fig. 3(a) with dashed lines. Mathematically, such step-function behavior is conveniently described by the transfer matrix (TM) method, where each type of evolution is attributed to the respective matrices.

Let us now clarify how accurate the TM approach is and what are the limitations on the application of the AIM (Mullen *et al.*, 1989). Accordingly, we will solve the Schrödinger equation exactly and describe the transient behavior by introducing relaxation times.

There are two different ways to obtain the exact solution. The first one consists of the numerical solution for the Schrödinger equation

$$i\hbar \frac{d}{dt} |\psi(t)\rangle = H(t) |\psi(t)\rangle, \quad (13)$$

which can be used for all cases, including different nonlinear excitation signals and different initial conditions.

The second approach involves solving Schrödinger equation with a linear excitation in terms of parabolic cylinder functions (see Appendix A.2). This approach gives a simple expression for the probability in the diabatic basis $\{|0\rangle, |1\rangle\}$. The solution is in terms of the parabolic cylinder function $D_\nu(x)$. When solving Schrödinger equation following Zener, it is natural to first introduce the dimensionless time, τ , and then the related complex value, z , which can be called the “Zener” variable:

$$\tau = t \sqrt{\frac{v}{2\hbar}}, \quad z = \tau \sqrt{2} e^{i\pi/4}. \quad (14)$$

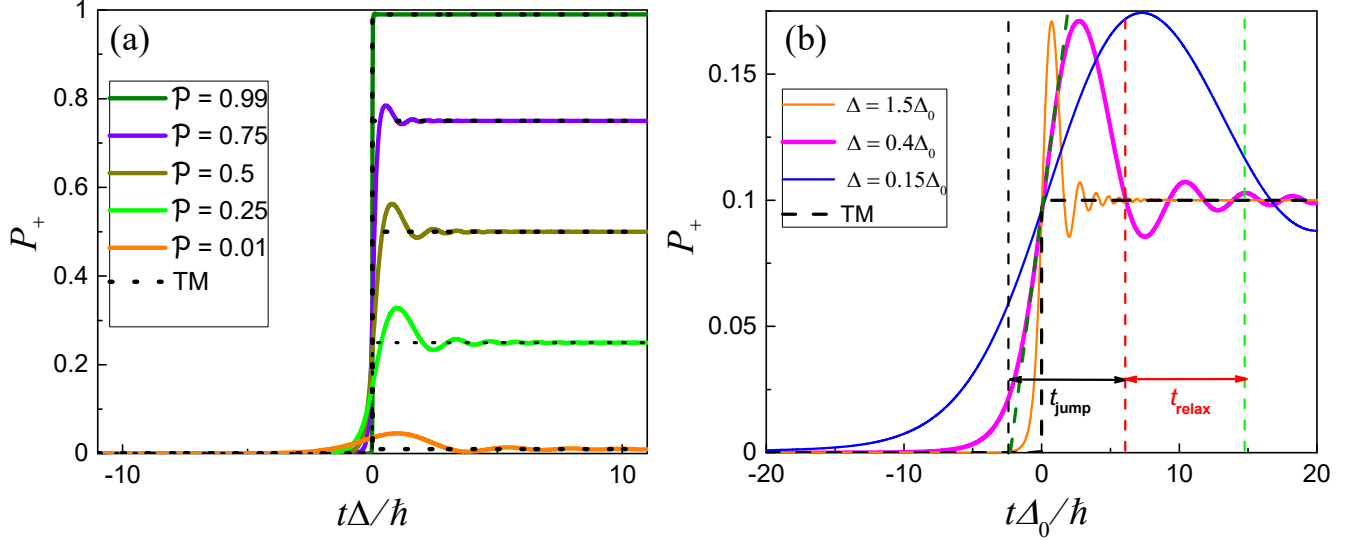


FIG. 3 **Single-passage Landau-Zener-Stückelberg-Majorana (LZSM) transition** with different probabilities (a) and with different transition times for a fixed value of the transition probability \mathcal{P} (b). In (a), we plot the time dependence of the upper-level occupation probability $P_+(t)$, hence demonstrating dynamics for a given value of the final LZSM probability \mathcal{P} . Black dashed curves are given by the transfer matrix (TM) method, while the solid colored curves show the numerical solution of the Schrödinger equation. In (b), all the curves are for a fixed LZSM probability $\mathcal{P} = 0.1$, while both Δ and v are varied; this demonstrates the impact of these parameters on the transient dynamics. Here, it is convenient to normalize time with a fixed value Δ_0 , to which also the Δ in the legend are related. The evolution is characterized by the two transition times: the jump time t_{jump} and the relaxation time t_{relax} , which are shown in the figure for the thick magenta curve.

Then, starting the evolution from the ground level, $|E_- \rangle$ to the left in Fig. 2(a), we can obtain the time-dependent solution (see Appendix A.2)

$$P_d(t) = \delta e^{-\frac{\pi\delta}{2}} |D_{-1+i\delta}(-z)|^2. \quad (15)$$

For the transition in the adiabatic basis $\{|E_-(t)\rangle, |E_+(t)\rangle\}$, we use formulas Eq. (6) and obtain

$$P_a(t) = e^{-\frac{\pi\delta}{4}} \left| \gamma_- D_{i\delta}(z) - \sqrt{\delta} e^{-i\frac{\pi}{4}} \gamma_+ D_{-1+i\delta}(z) \right|^2. \quad (16)$$

An analytical solution like this has the advantage that one does not need to find all the values of the wave function from the initial time to the desired moment of time, which is unlike the numerical solution, where we need to calculate all the previous values of the wave function between the current and initial times.

In Fig. 3, we illustrate the evolution of the upper-level occupation probability, emphasizing several different aspects. For this, in Fig. 3(a), we first fix several values of the final LZSM transition probability \mathcal{P} . These are defined by the adiabaticity parameter δ , Eq. (8). Inverting the relation for \mathcal{P} , Eq. (7), we obtain the expression

$$\frac{\hbar v}{\Delta^2} = -\frac{\pi}{2 \ln \mathcal{P}} \quad (17)$$

which defines the ratio between v and Δ for a given value of \mathcal{P} . With the defined values of v and Δ , we plot in Fig. 3(a) both the analytical solution (dashed lines), which is the step function from 0 to \mathcal{P} , and the numerical solution (shown with the solid lines). We emphasize that for the numerical solution, we can equally use either the direct solution for the Schrödinger equation or the formulas above, that is, Eqs. (15, 16). Note that with an increasing \mathcal{P} , the evolution becomes more similar to the analytical solution: the step function. Importantly, Fig. 3(a) vividly shows that the LZSM formula is robust and is valid in the whole range of TLS parameters, which was theoretically grounded in Refs. (Hagedorn, 1991; Joe, 1994; Vitanov and Suominen, 1999).

In Fig. 3(b), we take the fixed value of the LZSM transition probability, $\mathcal{P} = 0.1$. Then, for different curves, we simultaneously vary both Δ and v to keep this \mathcal{P} constant; the values of Δ are displayed. Figure 3(b) demonstrates that for a given \mathcal{P} , the other parameters drastically influence the dynamics. We characterize this using two transition times: t_{jump} and t_{relax} . Consider now the definition and calculation of these important values; the details are presented in Appendix A.5. Importantly, the time scales of the transition processes are very different in the adiabatic and diabatic bases; therefore we describe the duration of the LZSM transition in both bases, following (Vitanov, 1999).

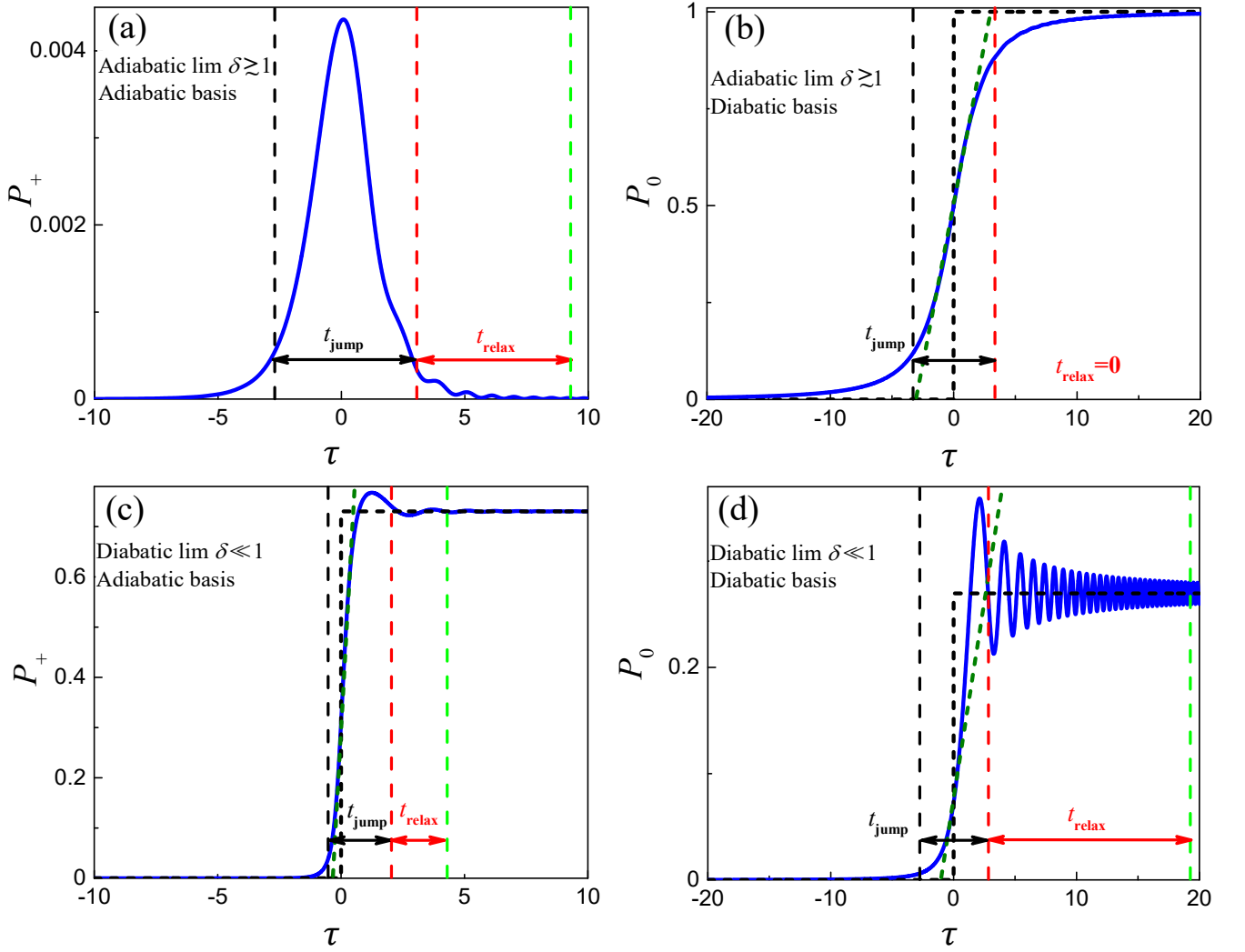


FIG. 4 **Dynamics of a single LZSM transition in the adiabatic basis (a,c) and in the diabatic basis (b,d).** We illustrate two limit cases of the adiabaticity parameter: $\delta = 2 \gtrsim 1$ in $P_+(\tau)$ (a,b) and $\delta = 0.05 \ll 1$ in $P_0(\tau)$ (c,d). Black double arrows show t_{jump} and red double arrows t_{relax} . Inclined green lines demonstrate the derivative in the avoided crossing point, $\tau = 0$.

Therefore, the transition process has two subsequent phases. The first one is when the probability jumps from the initial value $P(-\infty)$ to the vicinity of the final value $P(\infty)$. For the adiabatic basis, we have $P(\infty) = \mathcal{P}$, while for the diabatic basis, we have $P(\infty) = 1 - \mathcal{P}$. To quantify this time span t_{jump} , we notice that the slope at zero is approximated by $P'(0) \sim \Delta P / \Delta t$; replacing ΔP with $P(\infty)$ and Δt with t_{jump} , we come to the definition $t_{\text{jump}} = P(\infty) / P'(0)$. However, this definition is not always appropriate, as we discuss in Appendix A.5.

The second phase of evolution is the time when the probability exhibits damping oscillations around its final value $P(\infty)$; the duration of this process is denoted as t_{relax} . This relaxation time can be quantified by introducing the small parameter $\eta \ll 1$, which describes that, after t_{relax} , the amplitude of the oscillations becomes less than $\eta P(\infty)$.

We must distinguish the upper-level occupation probability in the adiabatic basis P_+ from the one in the diabatic basis P_0 . The dynamics of the probabilities in different bases was theoretically investigated in (Danga *et al.*, 2016; Wubs *et al.*, 2005) and experimentally in (Tayebirad *et al.*, 2010; Zenesini *et al.*, 2009). We demonstrate the dynamics in these two bases in Fig. 4. For the adiabaticity parameter δ , which describes the dynamics, we take two opposite limits: $\delta \ll 1$ (diabatic limit) and $\delta \gg 1$ (adiabatic limit). To be more precise, in the adiabatic limit, we take $\delta \gtrsim 1$ because with $\delta \gg 1$, the LZSM probability $\mathcal{P} = \exp(-2\pi\delta)$ becomes too small. With these four possibilities, in Fig. 4(a-d), we can observe quantitatively different types of dynamics.

Note that the relaxation times are also very different in the adiabatic and diabatic bases. Namely, the total transition time ($t_{\text{LZSM}} = t_{\text{jump}} + t_{\text{relax}}$) in the adiabatic limit ($\delta \gtrsim 1$) is much longer in the adiabatic basis than in the diabatic one. The opposite is true, as well, where the transition time in the diabatic limit ($\delta \ll 1$) is much longer in

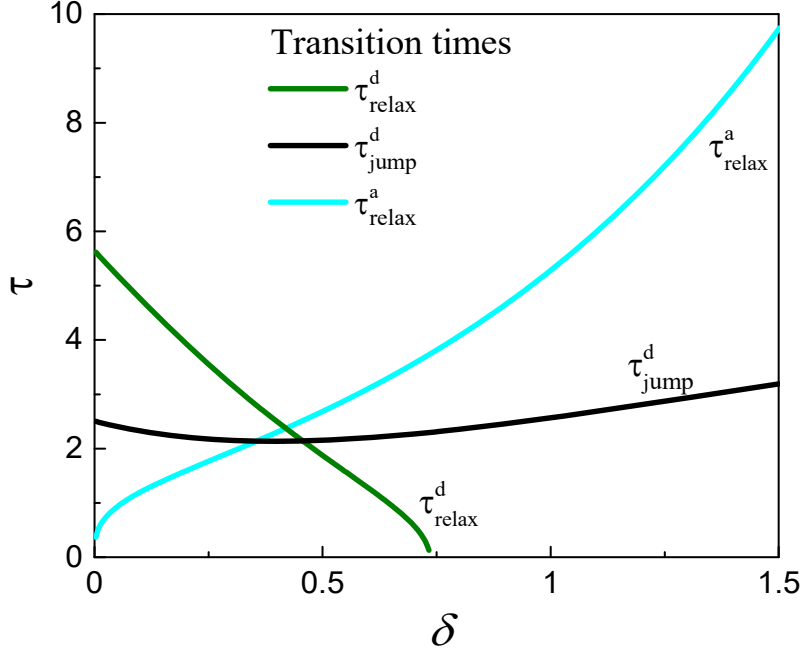


FIG. 5 **Transition times versus the adiabaticity parameter δ .** We plot both $t_{\text{relax}}^{\text{d}}$ and $t_{\text{jump}}^{\text{d}}$ for the transition in the diabatic basis and the relaxation time $t_{\text{relax}}^{\text{a}}$ in the adiabatic basis. We do not plot the jump time in the adiabatic basis because this is very close to the relaxation time, $t_{\text{jump}}^{\text{a}} \approx t_{\text{relax}}^{\text{a}}$. Here, the dimensionless time is $\tau = t(v/2\hbar)^{1/2}$. See Appendix A.5 for more details.

the diabatic limit than in the adiabatic one. In particular, for $\delta \gtrsim 1$, in the diabatic basis, there are no oscillations, which means there is zero relaxation time, $t_{\text{relax}}^{\text{d}} = 0$.

The jump and relaxation times can be obtained analytically from the exact solution that describes a single LZSM transition with linear excitation; the details are presented in Appendix A.5. Here, we define the simplified transition times t_{LZSM} , which allow us to check the validity of the TM method. The characteristic time for a single-passage process is the sweeping time from the initial to the final state; if the driving is periodic, then the sweeping time equals half the period, $T_{\text{d}}/2$. Hence, this characteristic time should be much larger than the LZSM transition time, which can be compactly written as follows (see Appendix A.5):

$$t_{\text{LZSM}}^{\text{d}} \sim 4\sqrt{\frac{\hbar}{v}} \max\left\{1, \sqrt{\delta}\right\}, \quad (18)$$

$$t_{\text{LZSM}}^{\text{a}} \sim \pi\sqrt{\frac{\hbar}{v}} \max\left\{\left(\frac{\delta}{\eta}\right)^{1/3}, \left(\frac{\delta}{\eta}\mathcal{P}\right)^{1/6}\right\} \quad (19)$$

in the diabatic and adiabatic bases, respectively. These formulas are illustrated in Fig. 5.

3. Problems with nonlinearities

In general, the bias $\varepsilon(t)$ is not a linear function of time. To obtain the linear model, Eq. (2), which we considered before, we need to linearize the otherwise nonlinear bias around the point t_0 , where $\varepsilon(t_0) = 0$:

$$\varepsilon(t) = (t - t_0) \left. \frac{d\varepsilon}{dt} \right|_{t=t_0} + o(t - t_0). \quad (20)$$

The linearization is appropriate if both the first derivative is nonzero and other terms are negligible. Then, the probability of the nonadiabatic transition is given by Eq. (7), with

$$\delta = \frac{\Delta^2}{4\hbar \left. \frac{d\varepsilon}{dt} \right|_{t=t_0}}. \quad (21)$$

Alternatively, instead of $\varepsilon(t)$, we can write the distance between the diabatic states: $\varepsilon(t) \rightarrow (E_0 - E_1)$. Even more generally, instead of $\Delta/2$, we can write the off-diagonal part of the Hamiltonian as the corresponding matrix element V_{10} ; then, the diabaticity parameter is written, as, for example, in Ref. (Bendersky *et al.*, 2013),

$$\delta = \left| \frac{V_{10}^2}{\hbar \frac{d}{dt} (E_0 - E_1) \Big|_{t=t_0}} \right|. \quad (22)$$

Let us now consider the cases where the bias cannot be linearized or nonlinear corrections are relevant. Different nonlinear-level-crossing models were analyzed in Ref. (Vitanov and Suominen, 1999). In that study, the authors used the Dykhne–Davis–Pechukas formula [this appears in the Appendix A.1 as Eq. (A4)] to calculate the nonadiabatic transition probability when driven by of different nonlinear biases $\varepsilon(t)$. The biases can be grouped in two types: the perturbative and essential nonlinearities. The former relates to the case when the linear term in Eq. (20) is dominant and the nonlinear corrections result in perturbative changes of the LZSM formula, while the latter relates to the case where there is no linear term and the essentially nonlinear bias is analyzed for the cases $\varepsilon(t) \propto t^N$ with $N = 2, 3, \dots$ (Kapralova-Zdanska, 2021; Lehto and Suominen, 2012, 2015; Shimshoni and Gefen, 1991; Vitanov and Suominen, 1999).

A special case of nonlinear LZSM tunneling relates to a TLS where the energy levels depend on the occupation of these levels. This may arise in a mean-field treatment of many-body systems where the particles predominantly occupy two energy levels (Liu *et al.*, 2002). Then, the system is described by the Hamiltonian

$$H_C(t) = -\frac{\Delta}{2} \sigma_x - \frac{\varepsilon(t)}{2} \sigma_z - \frac{C}{2} (P_+ - P_-) \sigma_z, \quad (23)$$

where C is the parameter of nonlinearity, which describes the dependence of the energy levels on the state populations P_{\pm} . This parameter is not necessarily small and can be tunable. This form of the Hamiltonian is characteristic for the systems described by the Gross–Pitaevskii equation (Ishkhanyan *et al.*, 2010; Liu *et al.*, 2016). This Hamiltonian—both with the linear driving, $\varepsilon(t) \propto t$, and periodic driving, $\varepsilon(t) \propto \sin \omega t$ —may be experimentally realized in several ways within the BEC context (Zhang *et al.*, 2008). If taking the nonlinearity into account for such systems, all the features of the nonadiabatic transitions should be revisited, the quantum adiabatic theorem including (Wu and Niu, 2003). When $\varepsilon(t)$ is a sinusoidal driving field, we should focus on the nonlinear LZSM interferometry (Li *et al.*, 2018).

One more development of the linear LZSM problem can be asymmetric linear bias, where the slopes are different on the left and right of the avoided-level crossing (Damski and Zurek, 2006); when the bias is a nonanalytic function, similar cases were studied in Ref. (Garanin and Schilling, 2002a). Various aspects of the nonlinearity of nonadiabatic transitions have been studied recently for realizations in such systems as a periodic lattice system (Takahashi and Sugimoto, 2018), spin qubit in a quantum wire (Tchoubiap *et al.*, 2018), superconducting qubits (Wu *et al.*, 2019), and topological systems (Kam and Chen, 2020).

Therefore, one can consider versatile nonlinear biases in the contexts of LZSM-like problems. Now, at the end of this subsection, we illustrate this also with the idea of reverse engineering. This is formulated as finding a Hamiltonian $\tilde{H}(t)$ generating a given dynamics, here evolving in states that are the instantaneous eigenstates of a given Hamiltonian $H(t)$ (Berry, 2009). One formulation of this is the inverse LZSM problem, which is formulated as finding the bias $\varepsilon(t)$ resulting in any required time dependence of the level populations. This problem was formulated and solved in Ref. (Garanin and Schilling, 2002b). Then, in Ref. (Shevchenko *et al.*, 2012a), a similar problem was studied for a qubit-resonator system as restoring a driven qubit Hamiltonian, provided its stationary behavior is known; see also (Barnes, 2013). Another problem related to the reverse engineering approach is transitionless quantum driving, which is analogous to the explanation of reflectionless potentials. This was studied both theoretically (Berry, 2009; Villazon *et al.*, 2021) and experimentally (Bason *et al.*, 2012; Xu *et al.*, 2018). We address this in more detail in Sec. V.C, where we demonstrate that a Hamiltonian with appropriate nonlinear driving results in a transitionless system dynamics.

D. Some experimental observations

Driven TLSs are ubiquitous, which is true for the observations of the LZSM transition. In this section, we present illustrative examples of the observations of the *single passage* LZSM transition.

* Historically, the first works by Landau, Zener, and Stückelberg related to inelastic atomic and molecular collisions. These described energy and charge exchange, as well as predissociation and associative recombination. The patterns observed in the scattering form the subject of collision spectroscopy. This was demonstrated

for the inelastic scattering of He^+ by Ne (Coffey *et al.*, 1969). In that work a half-century ago, the authors demonstrated both LZSM transitions and Stückelberg oscillations.

- * As one realization of Majorana’s problem, where a spin moves through the point of a vanishing magnetic field, we can consider Ref. (Betthausen *et al.*, 2012). In this case, a spin moved in the spin transistor over a distance of 50 micrometers while experiencing an adiabatically variable magnetic field. Alternation of adiabatic evolution and nonadiabatic transitions allows for accurate transistor control, making the spin transistor tolerant against disorder.
- * The nonadiabatic transition was experimentally shown in a strong electric field between the Stark states of highly excited (Rydberg) states in lithium (Rubbmark *et al.*, 1981). In contrast to molecular collisions, there, all the parameters can be controlled accurately, which allow for obtaining quantitative agreement with the theory in the two-level approximation regarding their multilevel energy diagram. This allowed to better understand the dynamics of Rydberg atoms in rapidly rising electric fields.
- * The tunneling dynamics of a BEC of ultracold atoms in a tilted periodic potential is realized by accelerating the lattice (Tayebirad *et al.*, 2010; Zenesini *et al.*, 2009). Researchers studied LZSM tunneling both in the diabatic and adiabatic bases. Another study of an ultracold Fermi gas in a tunable honeycomb lattice was presented in Ref. (Uehlinger *et al.*, 2013). The authors realized two successive LZSM transitions without interference after sequentially passing through two Dirac points. The authors of Ref. (Thalhammer *et al.*, 2006) experimentally demonstrated the association and dissociation of the so-called Feshbach molecules, which are the molecules of a BEC formed by means of Feshbach resonance.
- * In quantum systems, it is often the case that many levels are relevant, and this will be a subject of one of the following sections. However, sometimes, only the dynamics of two close levels is relevant. We find this in the work of (Zhao *et al.*, 2017) on a large-spin system, $S = 7/2$. The authors observed the nonadiabatic dynamics around one of the avoided-level crossings controlled with an external magnetic field in a Gd^{3+} impurity ion ensemble, which makes a qubit system with “a virtually unlimited relaxation time”.
- * Qubit states in a NV center in diamond also have the advantage of good isolation. A single NV center electronic spin was coupled with a single nitrogen nuclear spin, creating a hybridized electronic-nuclear state (Fuchs *et al.*, 2011). In this case, the LZSM transition can transfer the excitation between the two subsystems, which was proposed as a basis for a room temperature quantum memory. To create the avoided-level crossing with the NV centers, the authors of Ref. (Xu *et al.*, 2019b) first applied a resonant microwave and considered the RWA, and then they explored the adiabatic evolution and nonadiabatic transitions.
- * Micrometer-size superconducting qubits allow the realization of macroscopically distinct quantum states. The nonadiabatic transitions between them were demonstrated for a variety of JJ-based qubits, namely flux (Izmalkov *et al.*, 2004), quantonium (Ithier *et al.*, 2005), charge (Cooper pair sluice) (Gasparinetti *et al.*, 2012), and phase (Tan *et al.*, 2015) qubits. In these works, it was demonstrated that such measurements are useful for probing and controlling both the qubits themselves and the coupled microscopic systems, hence providing a fast and sensitive tool.
- * Another mesoscopic-size platform is provided by (double-)quantum dots. LZSM transitions were studied in singlet-triplet qubits in silicon in (Harvey-Collard *et al.*, 2019). In this case, tunneling was demonstrated to be useful to extract the spin-orbit coupling. Besides the electronic degrees of freedom, quantum dots can be used to manipulate the nuclear spin ensemble with chirped magnetic resonance pulses (Munsch *et al.*, 2014).
- * Somewhat unexpectedly, LZSM physics is related to second-order phase transitions, of which the dynamics is described by the KZM. We discuss this in the subsection III.A.2, but here, to better describe the second-order phase transitions dynamics, we present a variety of systems in which the KZM was experimentally studied in laboratories. The KZM correctly predicts the creation of topological defects during a single passage through a symmetry-breaking transition. Following the original proposal by (Zurek, 1985), the defects (vortices) in superfluid ^4He were created during the phase transition induced by fast expansion through the critical density, crossing the λ -line on the pressure–temperature phase diagram (Hendry *et al.*, 1994). The vortices in superfluid ^3He were created using neutron-induced nuclear reaction ($n + ^3\text{He} \rightarrow ^3\text{H} + p$) to heat small regions of superfluid ^3He above the superfluid transition temperature (Bäuerle *et al.*, 1996; Ruutu *et al.*, 1996). The probability to trap a single flux line in annular JJs was shown to work because of a causal KZM rather than because of thermal activation (Monaco *et al.*, 2009). Other examples include zig-zag defects in buckled chains of ions (introduced above, in Fig. 1), defect texture in liquid crystals, flux lines in superconductors quenched through the critical temperature, and spin domains in Bose condensates realized in a shaken optical lattice; for a review, see (Hedvall and Larson, 2017; Pyka *et al.*, 2013).

* The analogy between nonadiabatic transitions in classical and quantum mechanics has been known for quite a long time (Maris and Xiong, 1988). However, this idea was realized only recently on mechanical resonators (Faust *et al.*, 2012), in which the authors demonstrated that the energy transfer between the two modes of a nanomechanical resonator obeys LZSM behavior. We explore analogies and studies in a separate section VI.

For a description of additional experimental observations, see Sec. IV. We would like to note that in many cases, it is possible to observe either single-passage LZSM transitions or multiple-passage LZSM interference, which are described here and in Sec. IV, respectively. For this reason, we describe the related experiments in these two places. Before moving to the latter observations, let us consider the underlying physics first.

E. Transfer matrix (TM) method

Consider now the dynamics during a single-passage transition as a sequence of two stages: (i) adiabatic evolution starting from the time $t_i < 0$ until an avoided-level crossing is reached and (ii) a nonadiabatic transition at $t = 0$. Note that after the nonadiabatic transition, we also have the adiabatic evolution until t_f , but we do not consider this now because this does not change the final occupation probability, which we are interested.

The wave function can be expanded in the basis of the adiabatic eigenstates $|E_{\pm}(t)\rangle$:

$$|\psi(t)\rangle = \alpha(t) |E_-(t)\rangle + \beta(t) |E_+(t)\rangle = \begin{pmatrix} \alpha(t) \\ \beta(t) \end{pmatrix}. \quad (24)$$

The normalization condition results in all the transfer matrices being unitary ones. Consider this for both (i) adiabatic and (ii) nonadiabatic evolutions. For the former, from a nonstationary Schrödinger equation, Eq. (13), we obtain the adiabatic time-evolution operator

$$U(t, t_i) = \begin{pmatrix} e^{-i\zeta(t, t_i)} & 0 \\ 0 & e^{i\zeta(t, t_i)} \end{pmatrix} = e^{-i\zeta\sigma_z}, \quad (25)$$

where $\zeta(t, t_i)$ is the phase accumulated during the adiabatic evolution

$$\zeta(t, t_i) = \frac{1}{2\hbar} \int_{t_i}^t \Delta E(t) dt. \quad (26)$$

Hence, the adiabatic evolution is described by the relation

$$|\psi(t)\rangle = U(t, t_i) |\psi(t_i)\rangle, \quad (27)$$

which corresponds to there being no transitions between the adiabatic states, with only the phase difference accumulated.

Next, consider an impulse-type transition at $t = 0$. In Appendix A, we obtain the transition matrix in the diabatic basis; after transferring from the diabatic basis to the adiabatic one, using Eq. (6) and assuming $\varepsilon(t) \gg \Delta$, we obtain the transfer matrix

$$N = \begin{pmatrix} Re^{-i\tilde{\phi}_S} & T \\ -T & Re^{i\tilde{\phi}_S} \end{pmatrix}, \quad (28)$$

where $T = \sqrt{\mathcal{P}}$ and $R = \sqrt{1 - \mathcal{P}}$ have the meaning of the transmission and reflection coefficients;

$$\begin{aligned} \tilde{\phi}_S(\delta) &= \phi_S - \frac{\pi}{2}, \\ \phi_S &= \frac{\pi}{4} + \delta(\ln \delta - 1) + \arg \Gamma(1 - i\delta) \end{aligned} \quad (29)$$

is the Stokes phase, which appears in second-order differential equations theory. For more details, see (Child, 1996; Gasparinetti *et al.*, 2011; Kayanuma, 1997; Nikitin and Reznikov, 1972), particularly for how this phase appears in terms of the Bloch vector evolution and Berry phase accumulation. Hence, the impulse-type nonadiabatic transition at around $t = 0$ is described by

$$|\psi(+0)\rangle = N |\psi(-0)\rangle. \quad (30)$$

Note that given the asymptotics of the gamma function, the monotonous function $\tilde{\phi}_S(\delta)$ changes from $-\pi/2$ in the adiabatic limit ($\delta \gg 1$) to $-\pi/4$ in the diabatic limit ($\delta \ll 1$).

Now, we can define the total transition evolution matrix

$$UN = \begin{pmatrix} Re^{-i(\tilde{\phi}_S + \zeta)} & T \\ -T & Re^{i(\tilde{\phi}_S + \zeta)} \end{pmatrix}. \quad (31)$$

As a generic initial condition at $t = t_i$, we take a superposition state

$$|\psi(t_i)\rangle = \alpha(t_i) |E_-(t_i)\rangle + \beta(t_i) |E_+(t_i)\rangle, \quad (32)$$

where $|E_{\pm}(t)\rangle$ are the instantaneous eigenstates of the time-dependent Hamiltonian $H(t)$ and

$$\begin{cases} \alpha(t_i) = \sqrt{P_-(t_i)}, \\ \beta(t_i) = \sqrt{P_+(t_i)} e^{i\phi_i}, \end{cases} \quad (33)$$

where $P_{\pm}(t_i)$ are the occupation probabilities of the respective states and ϕ_i describes the initial phase difference. Importantly, for a superpositional state, the phase difference significantly influences the dynamics (Emmanouilidou *et al.*, 2000; Wubs *et al.*, 2005). Now, with the evolution matrix NU , we can obtain the final upper-level occupation probability

$$P_+(t_f) = T^2 P_-(t_i) + R^2 P_+(t_i) - 2RT \sqrt{P_-(t_i) P_+(t_i)} \cos(-\tilde{\phi}_S - \zeta + \phi_i). \quad (34)$$

This formula describes several important aspects. First, when the cosine equals $+1$ or -1 , we have maximal and minimal excitation probabilities $P_+^{\max/\min}(t_f)$, respectively. These correspond to the constructive and destructive interference of the incoming states. The respective conditions are

$$\begin{cases} \tilde{\phi}_S + \zeta + \phi_i = 2\pi n & \text{for } P_+^{\max}, \\ \tilde{\phi}_S + \zeta + \phi_i = 2\pi(n + \frac{1}{2}) & \text{for } P_+^{\min}, \end{cases} \quad (35)$$

where n is an integer.

Second, note that the range between the extremal values P_+^{\min} and P_+^{\max} includes the initial probability $P_+(t_i)$. This means that we can select the value of the initial phase difference ϕ_i , which gives us the transition without any change of the probability so that

$$P_+(t_f) = P_+(t_i). \quad (36)$$

This process can be named *occupation-conservation transition* (OCT). This takes place for the phase difference $\phi_i = \phi_i^{\text{OCT}}$

$$\phi_i^{\text{OCT}} = -\tilde{\phi}_S - \zeta + \arccos \left[\frac{T(P_+(t_i) - 1/2)}{R\sqrt{P_+(t_i)P_-(t_i)}} \right]. \quad (37)$$

Note that this is possible only for a superpositional initial state; when starting from a ground state, there is no effect on the phase difference.

In the case of starting from a superpositional initial state, all these dynamical features are illustrated in Fig. 6. In the figure, we compare the numerical solution with the analytical one, which is given by Eq. (A17a), with a perfect agreement between the two. In addition, we show the asymptotic solution described by the transfer matrix method with a step-like transition, as described by the equations above. For the calculations, we take the adiabaticity parameter $\delta = 0.4$, which corresponds to the LZSM probability $\mathcal{P} = 0.08$. In Fig. 6, we present the solutions for three different cases: for a constructive interference with initial phase difference $\phi_i = \phi_1 = 2\pi/3$, for a destructive interference with $\phi_i = \phi_2 = 5\pi/3$, and for the probability conservation case with $\phi_i = \phi_i^{\text{TC}}$, Eq. (37). Note that \mathcal{P} is the probability of excitation if starting from the ground state, while now, we can demonstrate a more general case of starting from the superpositional state. This demonstrates that the upper-level occupation probability $P_+(\infty)$ is essentially different from \mathcal{P} and that this is defined by not only δ , but also by the initial condition.

III. REPETITIVE PASSAGE – INTERFERENCE

In the previous section, we considered a TLS when driven by a linear drive $\varepsilon(t) = vt$. From now on, we consider the evolution for a generic periodic bias with an offset

$$\varepsilon(t) = \varepsilon_0 + A \cos \omega t. \quad (38)$$

We now consider several approaches.

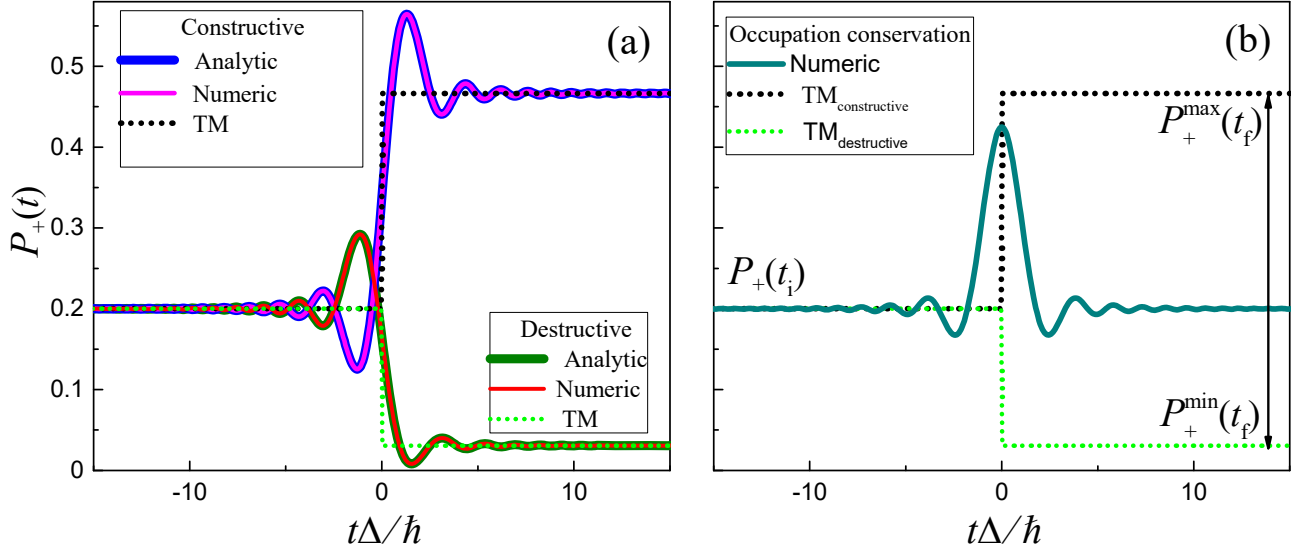


FIG. 6 **Nonadiabatic transition with a superposition state.** Comparison of the numeric, analytic, and transfer matrix (TM) solutions for a single LZSM transition starting from a superpositional state. For this, at $t_i \ll 0$, we took $\alpha(t_i) = \sqrt{0.2}$ and $\beta(t_i) = \sqrt{0.8}e^{i\phi_i}$, here with two cases for the phase difference: the one for the destructive interference case, $\phi_i = 5\pi/3$, and another case for the constructive interference, $\phi_i = 2\pi/3$ in (a), which can realize the maximum and minimum possible values of the final probability, Eqs. (34, 35), and the probability conservation case in (b), here with a transition without changes in the probability and the initial phase difference defined in Eq. (37). The black double-arrow shows the range of the possible final values of the probability. This demonstrates the dramatic dependence of the evolution on the initial phase difference and the role of interference.

A. Adiabatic-impulse model (AIM)

1. Double- and multiple-passage cases

The AIM is possibly the most intuitive model for describing the repetitive LZSM passage (Damski and Zurek, 2006). In this model, we consider the evolution of the TLS beyond the avoided-crossing region as adiabatic evolution, and in the avoided-crossing region, we consider the diabatic evolution of the TLS. Also, we approximate the avoided-crossing region to the point of minimum distance between energy levels. Therefore, we have the adiabatic evolution everywhere save for the points of the minimal distance between energy levels, where nonadiabatic LZSM transitions occur. Essentially, the AIM is described by using the TM method. The latter was developed by (Averbukh and Perel'man, 1985; Bychkov and Dykhne, 1970; Garraway and Vitanov, 1997; Kayanuma, 1993; N. B. Delone, 2012; Teranishi and Nakamura, 1998; Vitanov and Garraway, 1996).

In the section “Transition Matrix Method” we introduce the matrices U and N for the adiabatic evolution and nonadiabatic-impulse-type transition, respectively. This describes the evolution during half the period. When speaking about driven systems, it is illustrative to sequentially consider three cases: single-passage transition probability, double-passage case, and the multiple-passage transition probabilities (Nikitin, 2006). We now consider the evolution during one full period and then during many periods, to which we refer to as double-passage and multiple-passage cases, respectively.

The adiabatic energy levels

$$E_{\pm}(t) = \pm \frac{\Delta E(t)}{2} = \pm \frac{1}{2} \sqrt{\Delta^2 + \varepsilon(t)^2} \quad (39)$$

have a minimum distance (equal to Δ) at times $t_{1,2} + nT_d$, where $\omega t_1 = \arcsin(-\varepsilon_0/A)$ and $\omega t_2 = \pi - \omega t_1$, see Fig. 7.

The adiabatic evolution is described by

$$U_{1,2} = \exp(-i\zeta_{1,2}\sigma_z) \quad (40)$$

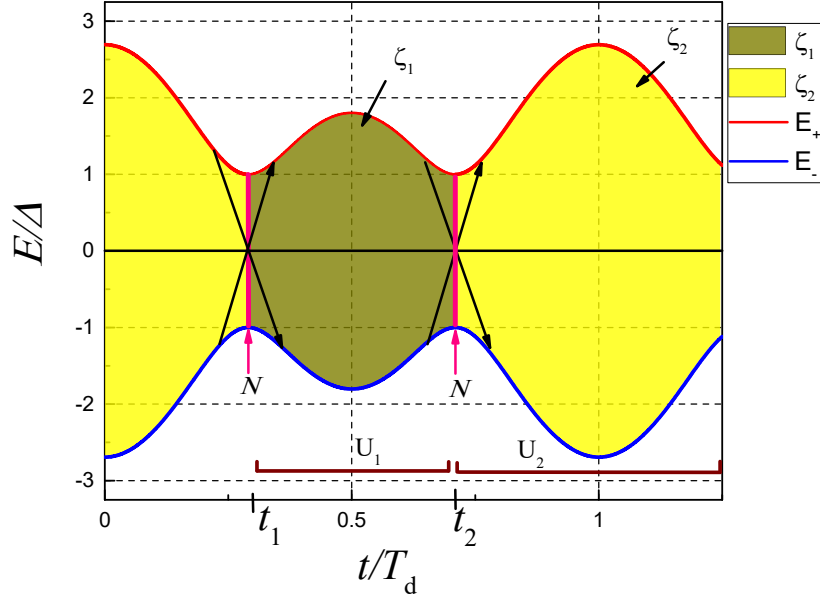


FIG. 7 **Evolution of energy levels in the adiabatic-impulse model (AIM).** The time-dependent adiabatic energy levels $E_{\pm}(t)$ define two stages of evolution: first, the adiabatic evolution with the transfer matrices U_1 and U_2 and, second, the transition in the region of avoided intersection as determined by the matrix N .

with the phase differences

$$\zeta_1 = \frac{1}{2\hbar} \int_{t_1}^{t_2} \Delta E(t) dt, \quad \zeta_2 = \frac{1}{2\hbar} \int_{t_2}^{t_1+T_d} \Delta E(t) dt. \quad (41)$$

The nonadiabatic transitions between the states $|E_{\pm}(t)\rangle$ are described by the transfer matrix N , which is true for both transitions and corresponds to the sweeping occurring both to the right and left in Fig. 2, respectively. Note that the evolution in the diabatic basis should be described differently (Ashhab *et al.*, 2007; Shevchenko *et al.*, 2010).

The double-passage evolution takes place after the full period and is described by the TM

$$\Xi \equiv NU_2NU_1 = \begin{pmatrix} \xi_{11} & -\xi_{21}^* \\ \xi_{21} & \xi_{11}^* \end{pmatrix}, \quad (42)$$

$$\xi_{11} = (1 - \mathcal{P})e^{-i\zeta_+} - \mathcal{P}e^{-i\zeta_-}, \quad (43)$$

$$\xi_{21} = \sqrt{\mathcal{P}(1 - \mathcal{P})}e^{i\tilde{\varphi}_S}(e^{-i\zeta_+} + e^{-i\zeta_-}), \quad (44)$$

$$\zeta_+ = \zeta_1 + \zeta_2 + 2\tilde{\varphi}_S, \quad \zeta_- = \zeta_1 - \zeta_2. \quad (45)$$

From this, one can see that the upper-level occupation probability, if starting from the ground state, becomes

$$P_+^{\text{double}} = |\xi_{21}|^2 = 4\mathcal{P}(1 - \mathcal{P})\sin^2 \Phi_{\text{St}}, \quad (46)$$

$$\Phi_{\text{St}} = \zeta_2 + \tilde{\varphi}_S.$$

Here, an instructive analogy with the Mach–Zehnder interferometer is appropriate (Burkard, 2010; Ma *et al.*, 2011; Oliver *et al.*, 2005; Petta *et al.*, 2010). Namely, passing the avoided crossing is analogous to light passing a partly transparent mirror functioning as a beam splitter with the coefficients R and T . After the two beams meet, the outcome is the result of the interference, which depends on the phase difference Φ_{St} . For more about double-passage regime theory, see (Gaitan, 2003; Gasparinetti *et al.*, 2011; Nagaya *et al.*, 2007; Saxon and Olson, 1975).

For the multiple-passage case, after n full periods, the time evolution is described by the following evolution matrices

$$U(t, t_1 + nT_d) \Xi^n \text{ for } t - nT_d \in (t_1, t_2), \quad (47)$$

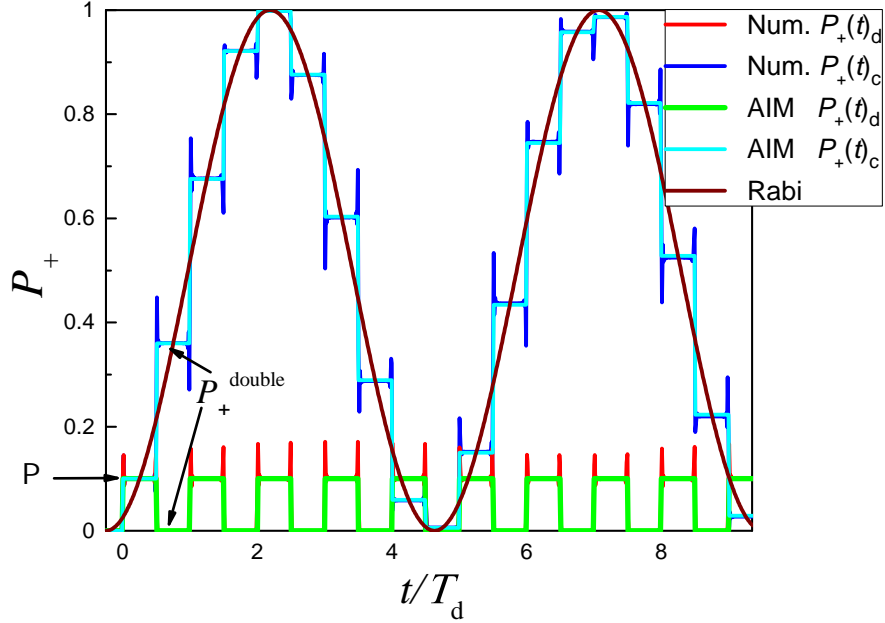


FIG. 8 **Constructive versus destructive interference.** Comparison of the upper-level occupation probability obtained numerically and from the AIM in a situation of constructive interference (blue and light blue curves: $P_+(t)_c$ calculated numerically and in the AIM, respectively) and destructive interference (red and green curves: $P_+(t)_d$ calculated numerically and in the AIM, respectively). The light blue and green curves present the analytical solutions, while the blue and red curves demonstrate numerical solutions. We take the following parameters: $\varepsilon_0 = 0$ (then $\zeta_1 = \zeta_2$) and $\mathcal{P} = 0.1$; and the conditions for the constructive and destructive interference, $\zeta_1 + \tilde{\varphi}_S = \pi k$ and $\pi k + \frac{\pi}{2}$, respectively; these conditions define ω and A .

$$U(t, t_2 + nT_d) N U_1 \Xi^n \text{ for } t - nT_d \in (t_2, t_1 + T_d). \quad (48)$$

Hence, the system state after n full periods of evolution is given by Ξ^n , which reads as (Bychkov and Dykhne, 1970)

$$\Xi^n = \begin{pmatrix} \xi_{n11} & -\xi_{n21}^* \\ \xi_{n21} & \xi_{n11}^* \end{pmatrix}, \quad (49a)$$

$$\xi_{n11} = \cos n\phi + i \text{Im} \xi_{11} \frac{\sin n\phi}{\sin \phi}, \quad \xi_{n21} = \xi_{21} \frac{\sin n\phi}{\sin \phi}, \quad \phi = \arccos \text{Re} \xi_{11}. \quad (49b)$$

Then, for the respective upper-level occupation probability, if starting from the ground state, we obtain $P_+(n) = |\xi_{n21}|^2$, which gives

$$P_+(n) = |\xi_{21}|^2 \frac{\sin^2 n\phi}{\sin^2 \phi} = \underbrace{4\mathcal{P}(1-\mathcal{P}) \sin^2 \Phi_{\text{St}}}_{P_+^{\text{double}}} \frac{\sin^2 n\phi}{\sin^2 \phi}. \quad (50)$$

This describes the time evolution, with n remaining for the integer number of periods passed, as shown in Fig. 8. Note the impressive agreement between the results of the AIM and numerics; see also (Kuno, 2019; Mukherjee *et al.*, 2018). For a similar description of the multilevel systems, see (Neilinger *et al.*, 2016; Niranjana *et al.*, 2020; Qin, 2016; Suzuki and Nakazato, 2022).

Rabi oscillations from LZSM transitions. Adiabatic dynamics are characterized by small steps which, under resonance condition, result in Rabi-like oscillations (Pu *et al.*, 2000; Shevchenko *et al.*, 2005). This can be seen in Fig. 8. The frequency of these Rabi-like oscillations can be found from Eq. (50) if we identify $\sin^2 n\phi$ with $\sin^2 \frac{\Omega_R}{2} t$ (Ashhab *et al.*, 2007; Liu *et al.*, 2021; Neilinger *et al.*, 2016). Then, we note that during one driving period, the integer n changes by unity, and this corresponds to changing the time t by $2\pi/\omega$. With this, we obtain the relation for the coarse-grained oscillations

$$\Omega_R = \frac{\omega}{\pi} |\phi| = \frac{\omega}{\pi} \arccos [(1 - \mathcal{P}) \cos \zeta_+ - \mathcal{P} \cos \zeta_-]. \quad (51)$$

This formula correctly describes the Rabi oscillations induced by strong driving, as studied in Refs. (Neilinger *et al.*, 2016; Zhou *et al.*, 2014). Indeed, we note that for a small offset $\varepsilon_0/A \ll 1$, the expressions for ζ_{\pm} can be simplified:

$$\zeta_1 + \zeta_2 \approx 2A/\hbar\omega \quad \text{and} \quad \zeta_1 - \zeta_2 \approx \pi\varepsilon_0/\hbar\omega. \quad (52)$$

With this, in the adiabatic limit ($\mathcal{P} \ll 1$), we obtain $\Omega_R \sim A/\hbar$. This correctly describes the resonant Rabi frequency and justifies the term ‘‘Rabi oscillations’’, which we used above.

If we are interested in the long-time averaged occupation probability, this is given by averaging over large n , with the result being

$$\overline{P}_+ = \frac{|\xi_{21}|^2}{2 \sin^2 \phi} = \frac{1}{2} \frac{|\xi_{21}|^2}{|\xi_{21}|^2 + (\text{Im}\xi_{11})^2}. \quad (53)$$

It follows that the upper-level occupation probability is maximal at $\text{Im}\xi_{11} = 0$. This results in the resonance condition:

$$(1 - \mathcal{P}) \sin \zeta_+ - \mathcal{P} \sin \zeta_- = 0. \quad (54)$$

In particular, in the adiabatic (slow) and diabatic (fast) limits, the resonance condition takes the following form:

$$\zeta_1 + \zeta_2 = k\pi \quad \text{for } \delta \gg 1, \quad (55a)$$

$$\zeta_1 - \zeta_2 = k\pi \quad \text{for } \delta \ll 1. \quad (55b)$$

With the limiting expressions (49), the resonance condition for the adiabatic limit reads $2A \approx k\pi\hbar\omega$, and for the diabatic limit, this gives $\varepsilon_0 \approx k\hbar\omega$. Because in the diabatic limit Δ is relatively small, $\Delta E \approx |\varepsilon_0|$ and the latter condition can be interpreted as an exchange of k photons between the driving field and our TLS.

In the *slow passage limit*, where $\delta \gg 1$ and $\mathcal{P} \ll 1$, we directly obtain the time-averaged occupation probability of the upper state:

$$\overline{P}_+ = \frac{\mathcal{P}(1 + \cos \zeta_+ \cos \zeta_-)}{\sin^2 \zeta_+ + 2\mathcal{P}(1 + \cos \zeta_+ \cos \zeta_-)}, \quad (56)$$

which describes the dependence on the variable and controllable parameters ε_0 , A , and ω .

In the case of *fast passage*, where $(1 - \mathcal{P}) \approx 2\pi\delta \ll 1$, there is a large probability ($\mathcal{P} \sim 1$) for transitions between the adiabatic states in a single passage, while the transition probability between diabatic states is small, $(1 - \mathcal{P}) \ll 1$. Hence, we consider the time-averaged probability of the upper diabatic state P_{up} . Then, one can obtain:

$$\overline{P}_{\text{up}} = \frac{1}{2} \frac{4\pi\delta \cos^2(\zeta_2 - \pi/4)}{\sin^2 \zeta_- + 4\pi\delta \cos^2(\zeta_2 - \pi/4)}. \quad (57)$$

On resonance we have $\zeta_- = k\pi$ and $\overline{P}_{\text{up}} = 1/2$. Then, in particular, for a small offset, with $\zeta_- \approx \pi\varepsilon_0/\hbar\omega$, we obtain the resonance frequency $\hbar\omega^{(k)} = \varepsilon_0/k$, meaning that the resonance transitions are described by their multi-photon relation. In the vicinity of the k -th resonance, for $\omega \sim \omega^{(k)}$, in the first approximation in ε_0/A , we obtain

$$\begin{aligned} \overline{P}_{\text{up}}^{(k)} &= \frac{1}{2} \frac{\Delta_k^2}{\Delta_k^2 + (k\hbar\omega - \varepsilon_0)^2}, \\ \Delta_k &= \Delta \sqrt{\frac{2\hbar\omega}{\pi A}} \cos \left(\frac{A}{\hbar\omega} - \frac{\pi}{4}(2k+1) \right). \end{aligned} \quad (58)$$

The total probability \overline{P}_{up} is obtained as the sum of the partial contributions $\overline{P}_{\text{up}}^{(k)}$. Note that the above derivation within the AIM assumes that the excitation probability may become nonzero when the energy quasicrossing is reached, that is, at $|\varepsilon_0| < A$; otherwise, at $|\varepsilon_0| > A$, this model gives a zero transition probability.

Coherent destruction of tunneling (CDT). From the formulas above, we can see that there are conditions under which the driven system can stay unexcited, with no tunneling between the states, even under the impact of a strong resonant drive. This phenomenon is known as CDT (Grossmann *et al.*, 1991) and can be applied for controlling tunneling in TLSs (Llorente and Plata, 1992); it can be understood and described as either a degeneracy of the Floquet quasienergies (Hijii and Miyashita, 2010) or, equivalently, as a result of the destructive LZSM interference (Kayanuma, 1994; Kayanuma and Saito, 2008). Indeed, from Eq. (50), looking at a general case, there are no transitions between the states under the antiresonant condition, $\xi_{21} = 0$. Another case is Eq. (58), which gives zero

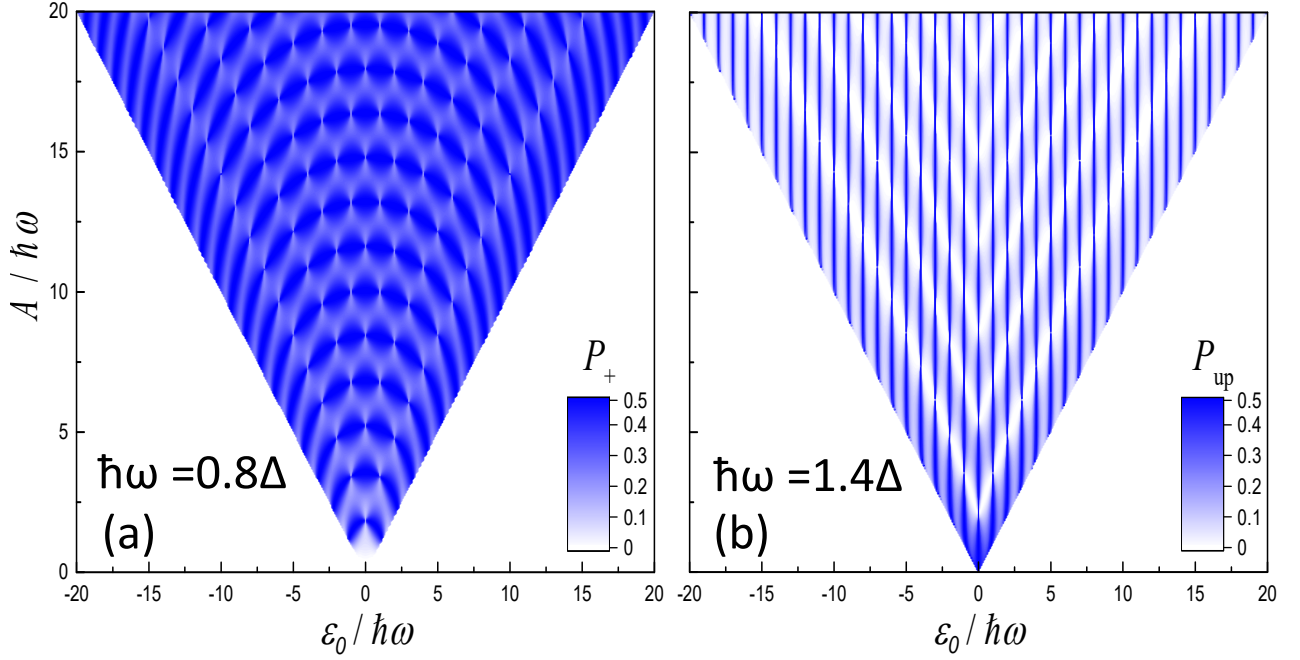


FIG. 9 **LZSM interferograms calculated within the adiabatic-impulse model (AIM)**. (a) The low-frequency driving corresponding to the slo-passage regime, Eq. (56), with $\hbar\omega/\Delta = 0.8 < 1$. (b) The high-frequency driving corresponds to the fast-passage limit, Eq. (58), with $\hbar\omega/\Delta = 1.4 > 1$.

excited-state populations if driven with the amplitude $A = A_k \equiv (\pi/4)(2k - 1)\hbar\omega$. Complete CDT is only possible for isolated systems, such as the ones we consider here; taking into account a dissipation spoils the effect (Miao and Zheng, 2016a). CDT happens to be important for the description of various systems: transitions in graphene (Gagnon *et al.*, 2016, 2017) or in biomolecular protein—solvent reservoirs in photosynthetic light harvesting complexes (Eckel *et al.*, 2009); for a review of CDT in different systems, see (Wubs, 2010).

Latching modulation. Our derivations in this section are mainly developed for sinusoidal driving. These can be adapted to a description of any other periodical driving, $\varepsilon(t + T_d) = \varepsilon(t)$. Particularly, consider now the situation when a TLS is driven so that the level separation is switched abruptly between two values and is kept constant otherwise (Silveri *et al.*, 2015). In this case, we have the bias $\varepsilon(t) = \varepsilon_0 + A \text{sgn}(\cos(\omega t))$, which results in the periodic latching modulation of the qubit energy levels. Direct application of the LZSM approach would give infinite speed v , resulting in exact unit probability $\mathcal{P} = 1$ with no interference. In this case, with $v = \infty$, the AIM is not directly applicable because then, the width of the transition region becomes infinite: $vt_{\text{LZSM}} \sim \sqrt{v}$, see Eq. (18). This has been analyzed by the authors of Ref. (Silveri *et al.*, 2015), where the generalization of the AIM is presented. Interestingly, most of the formulas above, which describe the upper-level occupation probability, remain valid with only one important substitution: now, instead of the LZSM probability \mathcal{P} , we write the sudden-switch transition probability $p_s = \langle \psi_+^{(l)} | \psi_-^{(r)} \rangle$, which occurs between the lower state in one latch position $|\psi_-^{(r)}\rangle$ and the upper state in the other latch position $|\psi_+^{(l)}\rangle$. The successful application of the AIM with this substitution $\mathcal{P} \rightarrow p_s$ in Ref. (Silveri *et al.*, 2015) was not only compared with the numerical solution and experiment, but also with the rotating-wave approximation (RWA). We return to this later when discussing the RWA.

Interferograms. With the formulas above, Eq. (53), as well as its limiting expressions, Eqs. (56) and (58), we can graphically demonstrate the results of the interference. These dependencies, say, on ε_0 and ω or on ε_0 and A , can be called interferograms. These are demonstrated in Fig. 9(a) and (b) for $\hbar\omega/\Delta = 0.8$ and 1.4, respectively.

2. Kibble–Zurek mechanism (KZM)

Making analogies can bring us very far from where we started. The KZM is much like this, bringing us from qubits to the Big Bang. The KZM started from the proposition by T.W.B. Kibble to model the physics of the early universe by cosmological phase transitions that result in the formation of topological defects in the form of monopoles or cosmic strings (Kibble, 1976). This was shown by W.H. Zurek to be a universal feature for second-order phase

transitions and related to the adiabatic-impulse approximation (Zurek, 1985). The latter can equally be related to two-level systems, hence creating the interrelation between the KZM and LZSM transitions (Damski, 2005).

Hence, it was shown that for what we call a single-passage process, LZSM theory can be used to accurately describe the KZM (Damski, 2005; Dziarmaga, 2005; Zurek *et al.*, 2005). Namely, the AIM for an avoided-level crossing is the universal model that describes both qubit dynamics and symmetry-breaking second-order phase transitions. This allows us to pass from LZSM evolution to phase transition dynamics and back again (Damski and Zurek, 2006).

Following (Damski, 2005), consider this for a pressure quench that drives liquid ^4He from a normal phase to a superfluid one. The process is described by the distance λ from the critical point. The quench comes with the linear increase

$$\lambda = t/\tau_Q, \quad (59)$$

with the rate τ_Q^{-1} and time taken such that the transition point is crossed at $t = 0$. In the case of quenching liquid helium, λ is the relative temperature, such that $\lambda(t = 0) = 0$. Changes in pressure translate into changes of the dimensionless parameter λ . So, we start at $t \ll 0$, here with the helium in the liquid phase. The dynamics is described by the reaction time τ_r , which is the time needed for the system to adjust to new thermodynamic conditions. Far from the critical point, τ_r is small and the evolution is adiabatic. Moving closer to the transition point, critical slowing down (longer relaxation) occurs, which is the divergence of the relaxation time, $\tau_r = \tau_0/\lambda$, with the characteristic time value τ_0 . This dynamics is shown in Fig. 10(a); the adiabatic and impulse regions are separated by t_{KZ} , which is called the freeze-out time. This characteristic time is defined by the condition

$$\tau_r(t_{KZ}) = \alpha t_{KZ}, \quad (60)$$

as graphically shown by the inclined lines in Fig. 10(a). Here, $\alpha = O(1)$ is the system-specific parameter, which is taken as unity in the figure. From Eq. (60), we obtain $t_{KZ} = \sqrt{\tau_0 \tau_Q / \alpha}$. Knowledge of t_{KZ} allows us to find the density of topological defects, which appear as a result of the nonequilibrium phase transition, interestingly without solving those equations describing the dynamics of the system. For this, the analogy with the LZSM model is beneficial.

Considering the analogy with a TLS, in Fig. 10(b), we plot the inverse distance between the energy levels of a TLS, which is $\Delta E = \sqrt{\Delta^2 + (vt)^2}$. This analogy is based on the adiabatic theorem, which states that a system stays in the ground state as long as the inverse gap ΔE^{-1} is small enough. Hence, the inverse of the gap can be considered a quantum-mechanical equivalent of the relaxation, $\tau_r = \Delta E^{-1}$. Then, the equivalent of the quench time τ_Q is Δ/v , while Δ is identified with τ_0^{-1} . There, the LZSM transition is analogous to a phase transition. Respectively, the density of topological defects after a fast quench is given by the transition probability \mathcal{P} (Damski, 2005; Gong *et al.*, 2016a), which, for the quenched liquid helium, reads

$$\mathcal{D} = \exp(-\alpha \tau_Q / \tau_0). \quad (61)$$

Analogously to the above-considered quenched ^4He , a quantum Ising model can be used to describe the paramagnet-ferromagnet quantum phase transition (Dutta *et al.*, 2015a; Dziarmaga, 2005; Polkovnikov, 2005; Zurek *et al.*, 2005). In a more general context, the characteristic transition time t_{KZ} and length ξ_{KZ} (size of regions in which the order parameter is smooth) are defined by the universal critical exponents z and ν : $t_{KZ} \sim \tau_Q^{1/(1+\nu z)}$ and $\xi_{KZ} \sim \tau_Q^{\nu/(1+\nu z)}$ (Dziarmaga, 2010; Zurek, 1985). Hence, this shows that equilibrium critical exponents can be used to predict the nonequilibrium dynamics and that the KZM correctly describes the results of this dynamics by giving the density of residual topological defects. We emphasize that the deep analogy between the LZSM and KZM is in the adiabatic-impulse approximation, which has been shown to quantitatively describe well both the dynamics of quantum TLSs (which is the subject of the present review article) and those of quantum phase transitions.

There are some difficulties in observing the time evolution of the second-order phase transitions, and these are related to their rapid speed (sufficient range of quench time scales) or controlling the counting defects. Then the quantum simulation can effectively be used by means of a convenient controllable quantum system. Making use of the interrelation between the LZSM and KZM, this simulation was done recently with such diverse systems as an optical interferometer (Xu *et al.*, 2014b), a semiconductor charge qubit in a double quantum dot (Wang *et al.*, 2014), superconducting phase and transmon qubits (Gong *et al.*, 2016a), and a single trapped $^{171}\text{Yb}^+$ ion (Cui *et al.*, 2016). These simulations correctly reproduced the main KZM results: the boundary between the adiabatic and impulse regions, the freeze-out phenomenon, and the dependence of the topological defect density on the quench rate.

Nowadays, the KZM is a universal model that provides a description of the nonequilibrium dynamics and creation of topological defects such as strings, vortices, and domain walls. Here, using an analogy with the LZSM theory, these appear during symmetry-breaking phase transitions in the following systems: Ising chains (Henriet and Hur, 2016; Quan and Zurek, 2010) and spin-1/2 XX and XY chains when the transverse field or anisotropic interaction is

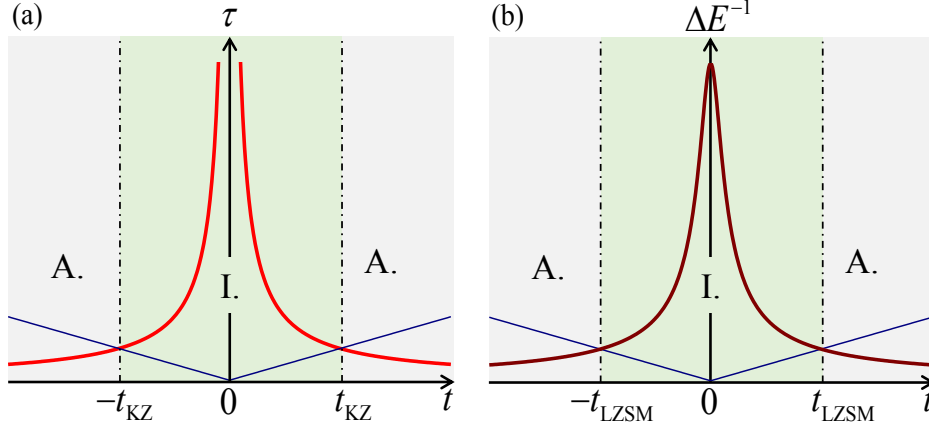


FIG. 10 **Adiabatic-impulse model (AIM) which makes Landau-Zener-Stückelberg-Majorana (LZSM) meet Kibble-Zurek mechanism (KZM).** In (a) we show the time dependence of the relaxation time $\tau_r(t)$ of second-order phase transitions. The inclined lines at $\tau_r = |t|$ give the moments of time t_{KZ} , which separate the adiabatic (A.) and impulse (I.) stages of evolution. In (b), we plot the inverse energy-level gap ΔE^{-1} for a TLS.

quenched (Divakaran *et al.*, 2009; Mukherjee *et al.*, 2007; Roósz *et al.*, 2014), graphene in a time-dependent electric field (Fillion-Gourdeau *et al.*, 2016), and biaxial paramagnet in the external magnetic field (Zvyagin, 2018). For deviations of realistic systems from the paradigmatic KZM, see for example (Gao *et al.*, 2017).

Even though there are some studies on periodic driving, for example, (Dutta *et al.*, 2015b; Kar *et al.*, 2016; Mukherjee and Dutta, 2009; Setiawan *et al.*, 2015), we note that in the context of phase transitions, the vast majority of research is devoted to the single-passage transition/quench. In the quantum simulations of the KZM, as mentioned above, it is straightforward to realize double or even multiple passages. This introduces interference, in addition to the possibility of nonadiabatic transitions. This may become one of the new twists in the interrelation between LZSM physics and symmetry-breaking second-order phase transitions. Much like how the KZM for a single passage was used to describe the Big Bang, the respective development may be useful for speculating about the Big Bounce theory.

B. Rotating-wave approximation (RWA)

1. Multi-photon Rabi oscillations

Consider now the situation of resonant driving, with those parameters close to where the energy distance ΔE equals the photon energy $\hbar\omega$ or, more generally, close to the energy of k photons, $\Delta E \sim k\hbar\omega$. The former (the single-photon resonant excitation) is critical for microscopic systems where there are electron paramagnetic (spin) resonance and nuclear magnetic resonance (Rabi, 1937). In this case, the amplitude A is usually small, and the k -photon resonances, if needed, appear within perturbation theory (Krainov, 1976; Krainov and Yakovlev, 1980; Shirley, 1965).

In contrast, for mesoscopic systems, the strong-driving regime is both accessible and important. Hence, we will first consider the solution of the Schrödinger equation for a weak driving, afterwards for a strong driving, and then finally the solution of the Bloch equation. These solutions are based on the RWA (also called *secular approximation*), where the terms that are quickly varying in time are neglected.

For weak resonant driving, with $A \ll \Delta$ and $\delta\omega \equiv \omega - \Delta E/\hbar \ll \omega$, the upper-level occupation probability exhibits Rabi oscillations (see e.g. (Neilinger *et al.*, 2016; Shevchenko, 2019)):

$$P_{\text{up}}(t) = \overline{P_{\text{up}}}(1 - \cos \Omega_R t), \quad (62)$$

$$\Omega_R = \sqrt{\Omega_{R0}^2 + \delta\omega^2}, \quad \Omega_{R0} = \frac{A\Delta}{2\hbar\Delta E}, \quad \overline{P_{\text{up}}} = \frac{1}{2} \frac{\Omega_{R0}^2}{\Omega_{R0}^2 + \delta\omega^2}.$$

Here, $\overline{P_{\text{up}}}$ describes the time-averaged occupation probability; it is maximal in resonance at $\delta\omega = 0$.

For stronger driving, one usually assumes $A \gg \Delta^2/\hbar\omega$, which corresponds to what we call the diabatic limit, with $\delta \ll 1$. This condition also means that the minimal energy distance Δ is small; we then, have $\Delta E \approx |\varepsilon_0|$. The solution of the Schrödinger equation can be obtained close to the k -th resonance, with $\delta\omega^{(k)} \equiv k\omega - |\varepsilon_0|/\hbar \ll \omega$, as

in Refs. (Henry and Lang, 1977; Kmetc and Meath, 1985; Lopez-Castillo *et al.*, 1992),

$$P_{\text{up}}^{(k)}(t) = \overline{P_{\text{up}}^{(k)}} (1 - \cos \Omega_{\text{R}}^{(k)} t), \quad (63)$$

$$\Omega_{\text{R}}^{(k)} = \sqrt{\Omega_{\text{R0}}^{(k)2} + \delta\omega^{(k)2}}, \quad (64)$$

$$\Omega_{\text{R0}}^{(k)} = \frac{\Delta}{\hbar} J_k \left(\frac{A}{\hbar\omega} \right), \quad (65)$$

$$\overline{P_{\text{up}}^{(k)}} = \frac{1}{2} \frac{\Omega_{\text{R0}}^{(k)2}}{\Omega_{\text{R0}}^{(k)2} + \delta\omega^{(k)2}}. \quad (66)$$

These describe multi-photon Rabi oscillations. Here, the Rabi frequency is modulated by the Bessel function of the first kind J_k . If the system's parameters vary, we must take into account all the resonances: $\overline{P_{\text{up}}} = \sum_k \overline{P_{\text{up}}^{(k)}}$.

We could study the moment of time t_{max} , when the upper-level occupation reaches its maximum for the first time and the probability $P_{\text{up}}^{(k)}(T_{\text{d}})$ after the double passage of the avoided crossing (i.e., after a full period) in resonance (Lopez-Castillo *et al.*, 1992). From Eq. (63), these are given by $t_{\text{max}} = \pi/\Omega_{\text{R}}^{(k)}$ and

$$P_{\text{up}}^{(k)}(T_{\text{d}}) = 1 - \cos \left(2\pi \frac{\Delta}{\hbar\omega} J_k \left(\frac{A}{\hbar\omega} \right) \right). \quad (67)$$

In the next approximation, in the small parameter Δ (to be more precise $\Delta^2/A\hbar\omega \ll 1$ here), we can obtain the shift of the resonance frequency, which is known as the Bloch–Siegert shift (Lopez-Castillo *et al.*, 1992). Although for small Δ the resonance frequency for the first resonance ($k = 1$) from Eq. (66) is $\omega = |\varepsilon_0|/\hbar$, the resonance for larger Δ is given by Eq. (62): $\omega = \Delta E/\hbar = \sqrt{\varepsilon_0^2 + \Delta^2}/\hbar$. Hence, when either Δ is large or the frequency ω is small, the results of the RWA can be improved by adding the Bloch–Siegert shift and higher corrections (generalized Bloch–Siegert shift) (Tuorila *et al.*, 2010). See Refs. (Abovyan and Kryuchkyan, 2016; Huang *et al.*, 2017; Kohler, 2018; Saiko *et al.*, 2018; Sun *et al.*, 2016; Wang *et al.*, 2017) for those cases beyond the RWA.

More generally, taking into account relaxation, the RWA for a periodically driven system is presented in Appendix B.2. This is considered for a *generic periodic drive* $\varepsilon(t) = \varepsilon_0 + \tilde{\varepsilon}(t)$, with $\tilde{\varepsilon}(t) = A \cos \omega t$ as a particular case. The TLS is considered as being coupled to a dissipative environment, the impact of which is taken into account by introducing the relaxation and decoherence rates $\Gamma_{1,2} = T_{1,2}^{-1}$ (Silveri *et al.*, 2012, 2015). Then, the solution of the Bloch equations gives the upper-level occupation probability P_{up} , which for the stationary case reads

$$\overline{P_{\text{up}}} = \frac{1}{2} \sum_{k=0}^{\infty} \frac{\Omega_{\text{R0}}^{(k)2}}{\Omega_{\text{R0}}^{(k)2} + \frac{\Gamma_1}{\Gamma_2} (k\omega - |\varepsilon_0|/\hbar)^2 + \Gamma_1 \Gamma_2}, \quad (68)$$

where

$$\Omega_{\text{R0}}^{(k)} = \frac{\Delta}{\hbar} \frac{\omega}{2\pi} \int_0^{2\pi/\omega} dt \exp \left[\frac{i}{\hbar} \int_0^t dt' \tilde{\varepsilon}(t') - ik\omega t \right]. \quad (69)$$

These are quite general results that can be applicable to any driving $\tilde{\varepsilon}(t)$. In particular, for $\tilde{\varepsilon}(t) = A \cos \omega t$, we obtain the Rabi frequency (65).

The role of driving shape. Although most of our paper is devoted to sinusoidal driving, we consider here the role of a driving shape on the LZSM interference (Blattmann *et al.*, 2015). In general, equations like (68, 69) can be useful for describing any periodic perturbation $\tilde{\varepsilon}(t)$, including multiharmonic drivings. Although the qualitative picture is similar for any periodic signal, the overall interference fringes can differ. This was studied for such pulses as triangular (Xu *et al.*, 2010), hyperbolic tangent and Gaussian (Cao *et al.*, 2010), rectangular (Shi *et al.*, 2021; Silveri *et al.*, 2015), secant (Zhao *et al.*, 2018), and other ones (Mukherjee *et al.*, 2016; Xie, 2018).

As a special and illustrative case, we now consider biharmonic driving (Blattmann *et al.*, 2015). This allows us to study the effect of commensurate versus incommensurate driving frequencies (Forster *et al.*, 2015). It has been demonstrated that depending on the phase difference between its two components, bichromatic driving with commensurate frequencies may break time-reversal symmetry, which is visible in the Fourier transform of the LZSM interference pattern and which is useful for quantum simulation. Depending on the desired properties of the transitions, we can tailor the requested driving signal. We will return to this in the section on quantum control. Here, we illustrate this by referring to the development of the Lyapunov-based control method. In Ref. (Cong *et al.*, 2015), it

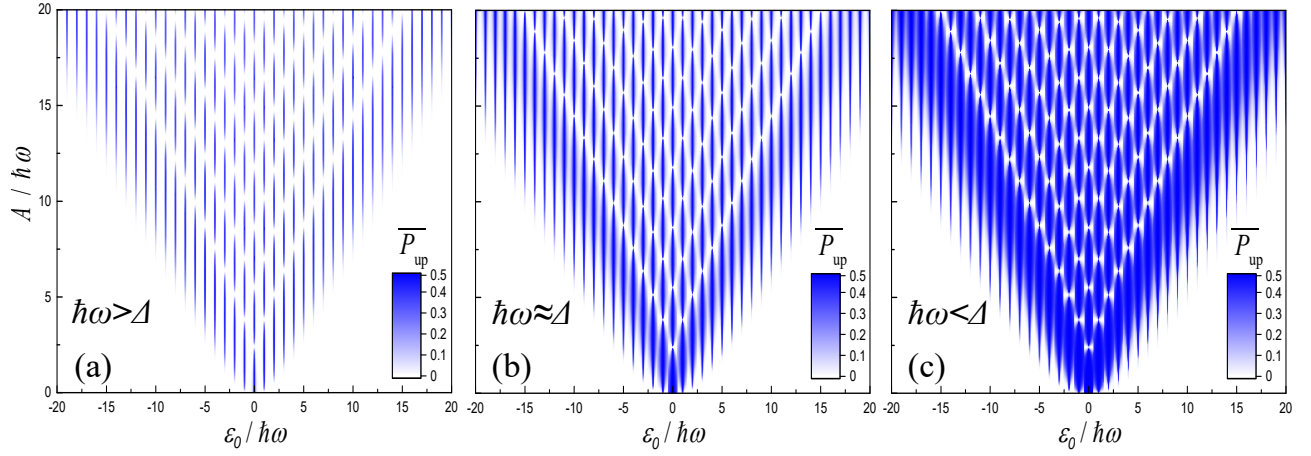


FIG. 11 **LZSM interferogram for different frequencies.** For this, we took $\hbar\omega/\Delta = 10, 1.14, 0.32$, for (a-c) and $\Gamma_1 = 0.1T_d^{-1}$, $\Gamma_2 = \Gamma_1/2$.

was demonstrated that an ultrafast excitation can be gained by using a signal based on the Lyapunov control method, which is a designing control law method based on the Lyapunov indirect stability theorem.

Now, with the equations above, Eqs. (68) and (65), we can plot the interferograms for sinusoidal driving, as shown in Fig. 11. On the dependence of the time-averaged occupation of the upper diabatic level \overline{P}_{up} on the bias ε_0 and driving amplitude A , we can see that the resonances are along the lines $|\varepsilon_0| = k\hbar\omega$, and these are interrupted by the zeros of the Bessel functions, resulting in the CDT. The width of the resonances, as defined by Eq. (68), depends on the interrelation of the parameters; this is illustrated in the figure by varying the driving frequency ω .

For strong driving, $A > \hbar\omega$, from Eqs. (68, 69), we arrive at Eq. (58). For this, we use the asymptotics of the Bessel functions and neglect the dissipation by applying $T_1 = T_2 = \infty$. Importantly, we now see that two different theoretical approaches, the AIM and RWA, which we redeveloped in different parameter regimes, give the very same result: formula (58). Moreover, in the following subsections, we arrive at this very result while presenting two other approaches.

2. Multi-photon transitions meet LZSM theory

It is well known that “an atom submitted to sufficiently intense radiation can absorb several incident photons and go from a discrete level a to another discrete level b located at a higher energy, at a distance equal to the sum of the energies of the absorbed photons. Such a process is called multi-photon absorption, the reverse process being multi-photon stimulated emission” (Cohen-Tannoudji *et al.*, 1998). The observation in the previous subsection demonstrates that multi-photon transitions are essential and appear consistently in different pictures, both within resonant RWA and within LZSM theory. In particular, from Eq. (68), we can see that the resonances take place at $k\hbar\omega = |\varepsilon_0| \approx \Delta E$. Multi-photon processes are being studied in various systems: superconducting qubits (Saito *et al.*, 2004; Shevchenko *et al.*, 2012b; Tornes and Stroud, 2008; Wallraff *et al.*, 2003), two-dimensional electron systems (Zudov *et al.*, 2006), atomic and molecular structures (Arbó *et al.*, 2010), Rydberg atoms (van Ditzhuijzen *et al.*, 2009; Førrer, 2004), TLSs in superconducting circuits (Burin *et al.*, 2014), quantum dots (Giavaras and Tokura, 2019a,b), and electromechanical systems (Heinrich *et al.*, 2010).

Hence, a TLS can be subjected to resonant driving with the energy of k photons matching the distance between the energy levels $k\hbar\omega \approx \Delta E$; this induces a transition from one level to another. These can be described as the exchange of energy quanta (here, photons) with the oscillating driving field, which is known as *photon-assisted tunneling* (PAT); see, for instance, Ref. (Li *et al.*, 2013), where this was studied for a superconducting qubit. PAT was studied extensively for other various quantum systems with tunneling, especially for semiconductor nanostructures (Platero and Aguado, 2004), including driven quantum dots (Mavalankar *et al.*, 2016; Osika and Szafran, 2017) and qubit-resonator dimers (Zheng *et al.*, 2021). Through a double quantum dot, PAT is described by the tunneling current defined by the formula, analogous to Eq. (68) (Gallego-Marcos *et al.*, 2015; Stoof and Nazarov, 1996). Historically, the first experiments with PAT were done on AC-driven Josephson contacts (Tien and Gordon, 1963). In this context, we can note the similarity and difference of the PAT (or, equivalently, multi-photon Rabi oscillations) and AC Josephson effect with the Shapiro steps, both of which appear for an irradiated superconducting tunnel junction. The former relates to the tunneling of electrons (quasiparticles) and results in the steps on the current-voltage curve as displaced

in voltage by $k\hbar\omega/e$; the latter assumes the supercurrent response, which occurs as the Shapiro steps at voltages $k\hbar\omega/2e$ (Nakamura *et al.*, 2001). Both sets of resonances were observed experimentally and described theoretically in (Boris and Krasnov, 2015). In that study, it was demonstrated that the Shapiro steps and PAT states originate from Cooper-pair and quasiparticle currents; and if a JJ is subjected to an intense microwave signal, both sets of resonances can be observed in the current, changing both the voltage and microwave power (Boris and Krasnov, 2015; Snyder *et al.*, 2018).

C. Floquet theory

It is natural to use the Floquet theorem for solving the Schrödinger equation for a periodically driven system. The theory based on this—Floquet theory—has been covered in many reviews (Chu, 1989; Chu and Telnov, 2004; Eckardt, 2017; Grifoni and Hänggi, 1998; Rodriguez-Vega *et al.*, 2021; Sen *et al.*, 2021; Shevchenko *et al.*, 2010; Son *et al.*, 2009). We now consider this for our problem of describing the dynamics and stationary state of a driven TLS; the details are given in Appendix B.3.

For a time-dependent Schrödinger equation, Eq. (13), for the wave function $|\psi(t)\rangle$ with a periodical Hamiltonian $H(t) = H(t + T_d)$, we can use the Floquet theorem. Accordingly to this, the solution (so-called Floquet-state solution) is $|\psi(t)\rangle = \sum_{j=1,2} C_j \exp(-iq_j t/\hbar) |u_j(t)\rangle$, where $|u_j(t)\rangle$ is a periodic state, called the Floquet mode. The index $j = 1, 2$ appears because we are dealing with a two-dimensional Hilbert space. The real-valued q_j are called quasienergies to reflect the formal analogy with a quasimomentum \mathbf{k} , which characterizes electron Bloch eigenstates in a periodic solid state (Averbukh and Perel'man, 1985; Zel'dovich, 1967, 1973). The quasienergies are unique up to multiples of $2\pi n/T_d$. It follows that these are the eigenstates in the problem

$$\left(H(t) - i\hbar \frac{d}{dt} \right) |u_j(t)\rangle \equiv \mathcal{H}(t) |u_j(t)\rangle = q_j |u_j(t)\rangle. \quad (70)$$

The quasienergy states for time-dependent problems play a role analogous to the stationary states for time-independent problems.

Using Floquet formalism allows us to reduce the problem of periodic perturbation to the stationary problem (Barone *et al.*, 1977; Ikeda *et al.*, 2022; Shirley, 1965), which is known as the Floquet Hamiltonian method (Chu, 1989; Chu and Telnov, 2004). For this, one needs to expand the quasienergy function into a Fourier series, $|u_j(t)\rangle = \sum_n e^{in\omega t} |u_{j,n}\rangle$. Hence, the quasienergy states become expressed as a superposition of stationary states $|u_{j,n}\rangle$, with energies equal to $q_j + n\hbar\omega$. Using the Fourier series expansion, from the Schrödinger equation, we obtain the relation

$$q_j |u_{j,n}\rangle = \left(-\frac{\Delta}{2} \sigma_x - \frac{\varepsilon_0}{2} \sigma_z + n\omega \right) |u_{j,n}\rangle - \frac{A}{2} \sigma_z (|u_{j,n-1}\rangle + |u_{j,n+1}\rangle). \quad (71)$$

Multiplying this to the left by $\langle u_{i,m}|$, we obtain the matrix equation for the eigenvalues q_j and eigenfunctions $|u_{j,n}\rangle$. Then, we truncate the matrix to solve the equation numerically, say, with n ranging from -50 to 50 (Deng *et al.*, 2016).

Close to the resonance, $\delta\omega^{(k)} \equiv k\omega - |\varepsilon_0|/\hbar \ll \omega$, the contribution of the nonresonant states can be neglected. This means using the RWA, for example, as in (Aravind and Hirschfelder, 1984; Autler and Townes, 1955; Silveri *et al.*, 2013). Then, the Floquet Hamiltonian consists just of the copies of

$$H_{\text{RWA}}^{(k)} = \begin{pmatrix} -\varepsilon_0/2 & -\hbar\Omega_{\text{R0}}^{(k)}/2 \\ -\hbar\Omega_{\text{R0}}^{(k)}/2 & \varepsilon_0/2 + k\hbar\omega \end{pmatrix}, \quad (72)$$

where the Rabi frequency $\Omega_{\text{R0}}^{(k)}$ is the one defined in Eq. (65). Diagonalization of this Hamiltonian produces the quasienergy difference, which we denote as $\hbar\Omega_{\text{R}}^{(k)}$: $H_{\text{RWA}}^{(k)} = \sigma_z \hbar\Omega_{\text{R}}^{(k)}/2$. This brings us to the same result as RWA; see Eq. (64). Hence, Floquet theory in the secular approximation (i.e., in the RWA) gives us again the upper-level occupation probability in Eq. (66) (Son *et al.*, 2009).

These RWA results are accurate, provided $\Delta/\hbar\omega \ll 1$. The higher-order terms can be obtained within the generalized van Vleck perturbation theory (Hausinger and Grifoni, 2010), resulting in a shift of the resonance frequency by

$$\delta_k = \frac{1}{2} \sum_{l \neq -k} \frac{\Omega_{\text{R0}}^{(l)2}}{\varepsilon_0/\hbar + l\omega}. \quad (73)$$

This means that the resonances are situated at $\varepsilon_0 = k\hbar\omega - \delta_k$, and that the Rabi frequency becomes δ_k -shifted, $\Omega_R^{(k)} = \sqrt{\Omega_{R0}^{(k)2} + (\delta\omega^{(k)} - \delta_k)^2}$. Note that these formulas are calculated in the diabatic basis, while for the adiabatic basis, some modifications must be made (Silveri *et al.*, 2013).

In particular, consider the first-order correction from Eq. (73), which is $\delta_1 = \Delta^2/2\varepsilon_0$. Then, we expect the first resonance at $\varepsilon_0 = \hbar\omega - \Delta^2/2\varepsilon_0$ (where we can apply $\varepsilon_0 = \hbar\omega$ in the r.h.s.). This matches the original Rabi approach. Indeed, from Eq. (62), we have the resonances at $\hbar\omega = \sqrt{\Delta^2 + \varepsilon_0^2}$, where the expansion gives $\varepsilon_0 = \hbar\omega - \Delta^2/2\varepsilon_0$. Hence, generalized van Vleck perturbation theory gives the correction exactly consistent with the Rabi RWA, which is valid for small driving amplitudes (Sambe, 1973). For more about the resonance shift, termed AC Stark shift or Bloch-Siegert shift, see (Aravind and Hirschfelder, 1984; Autler and Townes, 1955; Yan *et al.*, 2017).

Because they are related to the Rabi frequency, the Floquet quasienergies can be visualized in the experiment, which is known as Floquet spectroscopy. This was realized recently with qubits in cavities. In this case, a cavity is a superconducting microwave resonator and qubits are based either on superconducting circuits (Deng *et al.*, 2015; Silveri *et al.*, 2013) or on double quantum dots (Chen *et al.*, 2021a; Koski *et al.*, 2018). Other possible realizations include such systems as a strongly driven Anderson insulator (Agarwal *et al.*, 2017) or pumping in a Cooper pair sluice (Russomanno *et al.*, 2011). As a further development of the theory, this approach can be used to study the low-frequency limit (Rodriguez-Vega *et al.*, 2018), include the dissipation (Henriet *et al.*, 2014; Kohler, 2017; Restrepo *et al.*, 2016) (Floquet-Markov theory), and considering multilevel systems (Denisenko *et al.*, 2010; Ganeshan *et al.*, 2013; Han *et al.*, 2020; Munyaev and Bastrakova, 2021; Satanin *et al.*, 2014; Zhou *et al.*, 2021).

D. With driving fields in the quantum regime

Our approach above, in which the driving field is treated as a classical field and enters as $\varepsilon(t)$, is essentially the semiclassical approach. This takes place when the system of interest is described by the Schrödinger equation and a field satisfies classical Maxwell equations. In the other, fully quantum-mechanical approach, both the system and electromagnetic field are treated quantum mechanically. Importantly, semiclassical theory gives rise to results that are equivalent to those obtained from fully quantized theory in intense fields (Aravind and Hirschfelder, 1984; Chu, 1989; Grifoni and Hänggi, 1998). We discuss this below. For experimental realizations, see (Kervinen *et al.*, 2019; Nakamura *et al.*, 2001; Saito *et al.*, 2004; Wilson *et al.*, 2007).

A TLS coupled with a quantum field is described by the Janes-Cummings Hamiltonian with driving:

$$H_Q(t) = -\frac{\Delta}{2}\sigma_x - \frac{\varepsilon_0}{2}\sigma_z + \hbar\omega_r a^\dagger a - g\sigma_z(a + a^\dagger) + \xi(a^\dagger e^{-i\omega t} + a e^{i\omega t}), \quad (74)$$

where a and a^\dagger are the annihilation and creation operators for photons in the electromagnetic field, g is the coupling constant, ξ describes the amplitude of the driving field, and the driving frequency ω is close to the resonator frequency ω_r . For example, for a flux qubit coupled with a transmission line resonator, the coupling constant is proportional to the persistent current in a flux qubit I_p , which is the current constant in the resonator I_{r0} , and the mutual inductance M : $g = MI_p I_{r0}$; the driving amplitude is defined by the amplitude of the applied microwave voltage V_A , the voltage constant in the resonator V_{r0} , and a coupling capacitance C_0 : $\xi = C_0 V_A V_{r0}$ (Greenberg, 2007; Shevchenko, 2019). Note that the last term in Eq. (74) describes driving through the resonator; if the driving is through the qubit, this term would be proportional to $\sigma_z \cos \omega t$ (Zhao *et al.*, 2015).

Next, we need to get rid of the temporal dependence in the driving term with the transformation $U = \exp(i\omega t a^\dagger a)$, resulting in $H_Q \rightarrow \tilde{H}_Q$, and to average this over the coherent states $|\alpha\rangle$ (Aravind and Hirschfelder, 1984; Sun *et al.*, 2012). One way to define the coherent states is to assign them as the eigenstates of the annihilation operator, $a|\alpha\rangle = \alpha|\alpha\rangle$; it follows that the value α is given by the mean number of photons in the resonator: $\langle n \rangle = |\alpha|^2$. The resulting Hamiltonian $H = \langle \alpha | \tilde{H}_Q | \alpha \rangle$ becomes our quasiclassical qubit Hamiltonian $H(t)$ in Eq. (1), with the cosine bias with the amplitude $A = 4\alpha g$ in Eq. (38), *quod erat demonstrandum*, which is one of the cornerstones of circuit quantum electrodynamics (QED).

Alternatively, one can show that $H_Q(t)$ in matrix form is exactly reduced to the Floquet Hamiltonian H_F for an intense driving field (Aravind and Hirschfelder, 1984). For this, the annihilation and creation operators satisfy the following relations: $a|n\rangle = \sqrt{n}|n-1\rangle$ and $a^\dagger|n-1\rangle = \sqrt{n}|n\rangle$. Then, with $\Delta = 0$, the Hamiltonian can be diagonalized exactly (Cohen-Tannoudji *et al.*, 1998; Nakamura *et al.*, 2001; Saito *et al.*, 2004; Wilson *et al.*, 2007, 2010) with the eigenstates

$$|0, n\rangle = |0\rangle \otimes D(\tilde{g})|n\rangle, \quad |1, n\rangle = |1\rangle \otimes D(-\tilde{g})|n\rangle, \quad \text{where } D(\tilde{g}) = \exp(\tilde{g}(a^\dagger - a)) \quad \text{and } \tilde{g} = \frac{g}{\hbar\omega}. \quad (75)$$

These states are called the dressed state basis; their eigenenergies are

$$E_{j,n} = n\hbar\omega - g^2/\hbar\omega + (-1)^j\varepsilon_0. \quad (76)$$

Here, D is the displacement operator, the parameter \tilde{g} defines the strength of the coupling, while $j = 0, 1$ is attributed to the TLS and n to the number of photons in the cavity. Then, in this dressed states representation, the matrix elements of the full Hamiltonian (with nonzero Δ) coincide with the ones of the Floquet Hamiltonian H_F , Eq. (B36). When $E_{0,n+k} \approx E_{1,n}$, that is, when the k -photon resonance condition is met, $k\hbar\omega = \varepsilon_0$, the two dressed states experience avoided-level crossing with the coupling (off-diagonal element) $\frac{1}{2}\Delta J_k(\alpha)$, resulting in k -photon Rabi oscillations with frequency $\Omega_R^{(k)} = \Delta J_k(\alpha)/\hbar$, as above in the RWA.

Ultra-strong coupling regime. The picture above is in agreement with the semiclassical approach. However, there is a particular regime with very strong coupling and small photon numbers where some differences may appear (Ashhab, 2017; Saiko *et al.*, 2016). To understand this, note that with the driving field in the quantum regime, when we talk about strong driving, we mean large $A = 4\alpha g$, but this can be reached with either a large coupling g or a large number of photons $\langle n \rangle$. Accordingly, we can consider several limiting cases of the strong driving (Ashhab, 2017; Bonifacio *et al.*, 2020; Li *et al.*, 2013):

$$A = 4\sqrt{\langle n \rangle}g \gg \hbar\omega \quad \leftrightarrow \quad \begin{cases} \tilde{g} \ll 1, & \text{weak coupling with } \langle n \rangle \gg 1, \\ \tilde{g} \sim 1, & \text{(deep-)strong coupling with } \langle n \rangle \gg 1, \\ \tilde{g} \gg 1, & \text{ultra-strong coupling with } \langle n \rangle \sim 1. \end{cases} \quad (77)$$

For all the regimes, the Rabi frequency in the quantum case, around the k -photon resonance, $k\hbar\omega = \varepsilon_0$, reads (Ashhab, 2017)

$$\Omega_{R,Q}^{(k)} = \frac{\Delta}{\hbar} e^{-2\tilde{g}^2} (2\tilde{g})^k \sqrt{\frac{n!}{(n+k)!}} L_n^k(2\tilde{g}^2), \quad (78)$$

where L_n^k are the associated Laguerre polynomials. The numerical calculations in Ref. (Ashhab, 2017) demonstrate that the semiclassical dynamics is fully consistent with the quantum dynamics with the Rabi frequency in Eq. (78) but only for small coupling \tilde{g} and large photon number n . In the ultra-strong coupling regime, there are deviations, where the fully quantum approach provides decaying oscillations because of the quantum fluctuations and where the Rabi frequency deviates from the result of the semiclassical approach.

Dressed states and interferometry for doubly driven or driven by a chirped microwave systems. The notion of dressed states, which we just considered for the quantum driving fields, appears when describing driving systems in a different context. Here, we mean the case when a Hamiltonian of a TLS and driving can be rewritten as an effective TLS, hence describing entangled light-matter states, which are also known as dressed states (Chang *et al.*, 2020; Magazzù *et al.*, 2018). This notion appears in the sense that the qubit is now dressed by the driving field. This approach is useful for systems that do not have avoided energy-level crossing, or where their energy-level spacing does not depend on the external bias parameters (Gong *et al.*, 2016b). Here, a typical case with these two properties is a transmon qubit (Fink *et al.*, 2009); to make its effective energy levels controllable and, in particular, for realizing the LZSM regime, this can be achieved by using either a chirping field or second signal (Gong *et al.*, 2016b; Silveri *et al.*, 2015; Sun *et al.*, 2011; Vitanov *et al.*, 2001).

To illustrate dressed states and interferometry, consider a doubly driven TLS, described by the “pump-probe” Hamiltonian, for example, (Wen *et al.*, 2020),

$$H_{pp} = -\sigma_x \Delta \cos \omega_{\text{probe}} t + \frac{\sigma_z}{2} (\hbar\omega_{10} + \delta \cos \omega_{\text{pump}} t). \quad (79)$$

This corresponds to a TLS with the distance between the energy levels equal to $\hbar\omega_{10}$ and driven by two signals, with the amplitudes proportional to Δ and δ , assuming $\omega_{\text{pump}} \ll \omega_{\text{probe}}$. Using the transformation $U = \exp(-i\omega_{\text{probe}}\sigma_z t/2)$ and the RWA result, in the Hamiltonian (1) with

$$\varepsilon(t) = \hbar(\omega_{10} - \omega_{\text{probe}}) + \delta \cos \omega_{\text{pump}} t. \quad (80)$$

Now, after arriving at the pseudo-spin Hamiltonian for our driven system (which we can now call the dressed Hamiltonian), we can understand the two options above. First, we apply two signals, the pump (dressing) signal and probe signal, obtaining the bias (38) with $\varepsilon_0 = \hbar(\omega_{10} - \omega_{\text{probe}})$ (for a transmon, this is controlled by the DC magnetic flux changing ω_{10}), $A = \delta$, and $\omega = \omega_{\text{pump}}$ (Silveri *et al.*, 2015). Second, we do not have a second signal, $\delta = 0$, while the “probe” frequency is time dependent, $\hbar\omega_{\text{probe}}(t) \rightarrow \varepsilon_0 + A \cos \omega t$ see Ref. (Gong *et al.*, 2016b) for chirping

with triangular pulses, Refs. (Blattmann *et al.*, 2014; Childress and McIntyre, 2010; Ono *et al.*, 2019) for sinusoidal frequency modulation, and Refs. (Saiko *et al.*, 2014, 2007, 2019; Wang *et al.*, 2021) for the impact of bichromatical driving.

LZSM spectroscopy of multilevel systems. For a multilevel system, a similar dressing can be also applied to create the avoided-level structure of energy levels (Mi *et al.*, 2018; Shevchenko *et al.*, 2018). For this, we apply the driving signal with the frequency ω_d close to the energy-level separation Δ_0 at $\varepsilon = 0$ to obtain the dressed avoided-level gap $\Delta \approx \Delta_0 - \hbar\omega_d \ll \Delta_0$. Then, the dressed energy levels are related to the bare ones as $\tilde{E}_i \approx E_i \pm \hbar\omega_d$. As a result, in addition, this dressing can significantly increase the distance between the lower two energy levels and upper ones, providing an instrument for creating controllable TLSs out of multilevel ones. In such case, note that features of the TLS's spectrum, such as the curvature of its energy levels, essentially depend on the entire energy spectrum of the bare multilevel system (Mi *et al.*, 2018; Shevchenko *et al.*, 2018). Hence, the LZSM interferogram of the effective dressed TLS is a convenient tool for the spectroscopy of multilevel systems.

E. Impact of dissipation and temperature

Any real quantum system is coupled with the environment, and for mesoscopic systems, it is particularly important to include dissipation. Many authors study the impact of temperature, relaxation, and decoherence on the dynamics of TLSs (Grifoni and Hänggi, 1998; Leggett *et al.*, 1987). The general approach is to start from the Liouville–von Neumann equation for the density matrix ρ_{tot} of the system, here comprising of our quantum system and the dissipative environment

$$\frac{d}{dt}\rho_{\text{tot}}(t) = -\frac{i}{\hbar}[H_{\text{tot}}(t), \rho_{\text{tot}}(t)]. \quad (81)$$

The total Hamiltonian, $H_{\text{tot}} = H + H_{\text{env}} + H_{\text{int}}$, consists of our system's part H , the environment Hamiltonian H_{env} , and the interaction between them H_{int} , for example, (Nalbach and Thorwart, 2009). Provided the coupling is weak, the environment can be represented as a set of harmonic oscillators with a coupling linear in the oscillator coordinates. Within this “spin-boson” model, the environment is characterized by the Hamiltonian $H_{\text{env}} = \sum \hbar\omega_i b_i^\dagger b_i$ with the frequencies ω_i and annihilation operators b_i ; a bosonic reservoir can represent phonons if our system is coupled with a crystal lattice. The general form of interaction would be $H_{\text{int}} = -\frac{1}{2}\mathcal{S} \sum \hbar\lambda_i (b_i + b_i^\dagger)$, with \mathcal{S} representing any spin operator; usually, $\mathcal{S} = \sigma_z$ (Kayanuma and Nakayama, 1998; Saito and Kayanuma, 2002). The environment is described by the spectral density function $J(\omega) = \pi \sum \lambda_i^2 \delta(\omega - \omega_i)$ (Leggett *et al.*, 1987). At small energies, this is characterized by the power-law dependence and can be further approximated by introducing the cutoff frequency ω_c : $J(\omega) = \alpha\omega(\omega/\omega_c)^{s-1} \exp(-\omega/\omega_c)$, where the dimensionless parameter α defines the strength of the coupling and the power law is described by s , with $s = 1$ for the ohmic environment (Ao and Rammer, 1989, 1991). For nonohmic cases, see (Leggett *et al.*, 1987). As a simple approach, we can consider the environment being modeled as only one (finite-temperature) harmonic oscillator (Ashhab, 2014; Malla and Raikh, 2018; Saito *et al.*, 2007).

Tracing out the environment's degrees of freedom, we can obtain a master equation for the reduced density matrix $\rho(t)$ of our system, which can be written as the Lindblad equation

$$\dot{\rho} = -\frac{i}{\hbar}[H(t), \rho] + \sum_k \left(L_k \rho L_k^\dagger - \frac{1}{2} L_k^\dagger L_k \rho - \frac{1}{2} \rho L_k^\dagger L_k \right). \quad (82)$$

Different channels of relaxation are described by the Lindblad operators L_k . For the limitations of the Lindblad equation, see (Teixeira *et al.*, 2021).

In particular, for a TLS, the impact of the environment results in relaxation and dephasing, as described by $L_{\text{relax}} = \sqrt{\Gamma_1}(\sigma_x - i\sigma_y)/2$ and $L_\phi = \sqrt{\Gamma_\phi/2}\sigma_z$. Instead of the relaxation rates, we can use the respective times: $T_1 = \Gamma_1^{-1}$ and $T_\phi = \Gamma_\phi^{-1}$. Then, the Lindblad equation is reduced to the Bloch equations for the components of the Bloch vector $\mathbf{s} = \text{Tr}(\sigma\rho)$; writing the Hamiltonian in the form $H = -\mathbf{B} \cdot \sigma/2$ with the effective “magnetic” field \mathbf{B} , these read as

$$\frac{d}{dt}\mathbf{s} = -\mathbf{B} \times \mathbf{s} - \frac{1}{T_1} (\mathbf{s}_\parallel - \mathbf{s}_\parallel^{\text{eq}}) - \frac{1}{T_2} \mathbf{s}_\perp, \quad (83)$$

$$T_2^{-1} = \frac{1}{2}T_1^{-1} + T_\phi^{-1}, \quad s_z^{\text{eq}} = \tanh(\Delta E/2k_B T). \quad (84)$$

Importantly, the Bloch equations are obtained based on the qubit eigenstates (Krzywda and Cywiński, 2021) (see also (Xu *et al.*, 2014a)). In particular, this assumes a relaxation to the ground state at low temperatures. Thus, the

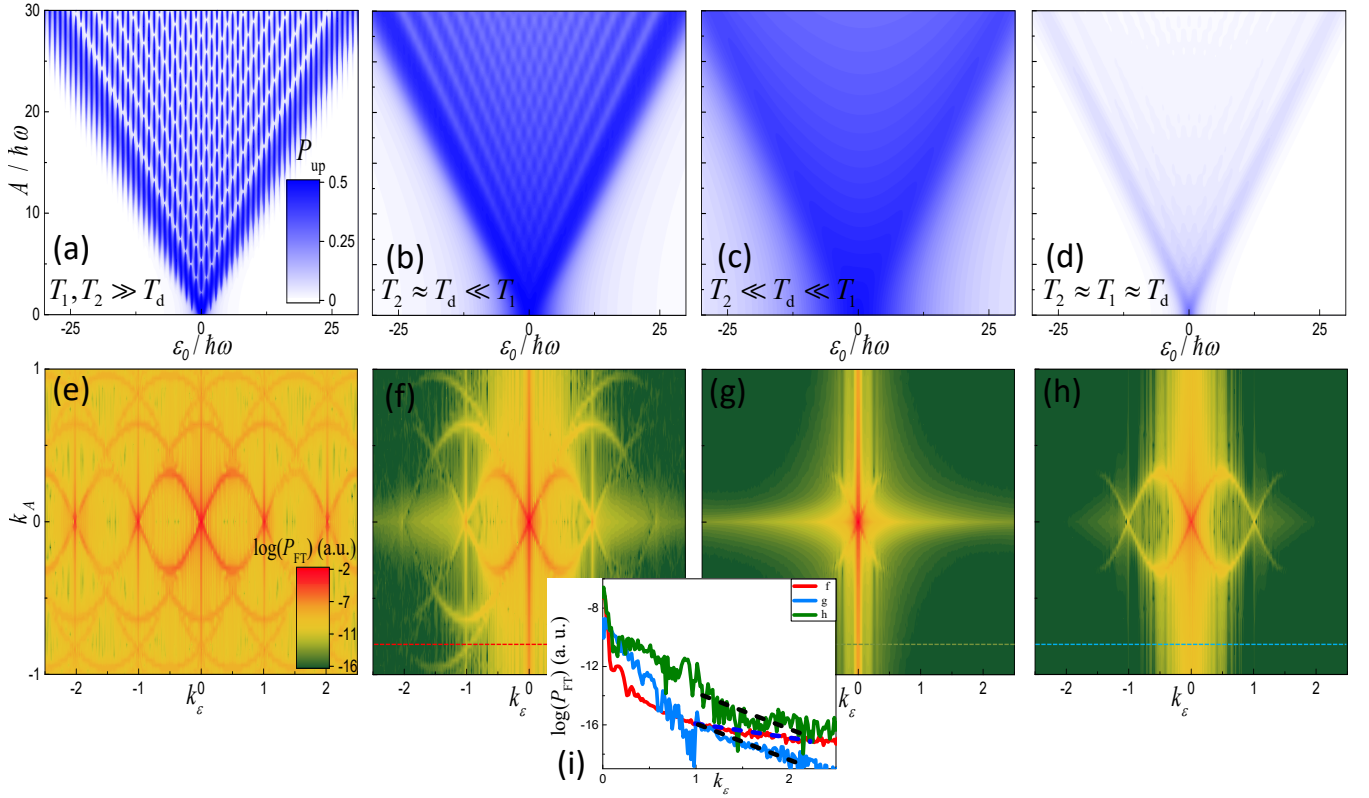


FIG. 12 **Impact of dissipation and dephasing on interferograms and tomograms.** The upper panels present the LZSM interferograms and the lower panels their respective 2D Fourier transforms. These interferograms and their tomograms are demonstrated in several cases: (a) and (e) low relaxation and dephasing, $T_1 = 10T_d$, $T_2 = 20T_d$; (b) and (f) low relaxation and the dephasing time comparable with the driving period, $T_1 = 10T_d$, $T_2 = 0.5T_d$; (c) and (g) strong dephasing and weak relaxation, $T_2 = 0.1T_d$, $T_1 = 10T_d$; and (d) and (h) both the relaxation time and the dephasing time comparable with the driving period, $T_2 = 0.5T_d$, $T_1 = 0.25T_d$. For all panels, the driving frequency is $\omega = 1.14\Delta/\hbar$. The inset (i) shows that fitting the linear part of the dependence can be used for defining the decoherence time T_2 .

Hamiltonian $H(t)$ in the Lindblad and Bloch equations should be written as a representation of the adiabatic basis. The diagonalization of the Hamiltonian is done by the rotation on the angle η . The relaxation rates are related to the spectral density (Makhlin *et al.*, 2001) and depend on the energy offset ε_0 and temperature T

$$\Gamma_1 = \pi\alpha \sin^2 \eta \frac{\Delta E}{\hbar} \coth \frac{\Delta E}{2k_B T}, \quad \Gamma_\phi = \pi\alpha \cos^2 \eta \frac{2k_B T}{\hbar}. \quad (85)$$

The Bloch equations can be extended to a multilevel system (Gefen and Thouless, 1987; Shimshoni and Gefen, 1991)

$$\begin{aligned} \dot{\rho}_{ii}(t) &= -\frac{i}{\hbar} [H(t), \rho]_{ii} - \frac{\rho_{ii}(t) - \rho_{ii}^{\text{eq}}(t)}{T_{1,i}}, \\ \dot{\rho}_{ij}(t) &= -\frac{i}{\hbar} [H(t), \rho]_{ij} - \frac{\rho_{ij}(t)}{T_{2,ij}}, \quad i \neq j. \end{aligned} \quad (86)$$

Therefore, the most straightforward approach to demonstrate the impact of both dissipation and temperature is to solve the Bloch equations; see this also in Refs. (Kayanuma, 1993; Nalbach and Thorwart, 2009; Orth *et al.*, 2013; Scala *et al.*, 2011; Whitney *et al.*, 2011; Xu *et al.*, 2014a; Zueco *et al.*, 2008).

In Fig. 12, we present the interferograms for different relaxation and dephasing rates and their Fourier images. In panel (a), we show the case of low dissipation and relaxation rates, in which all the resonances are distinguishable. In panel (b), we show the case of the average dephasing regime, which we also refer to as the double-passage regime, when several passes occur happened before dephasing dominates, which leads to merging resonances into lines.

The next regime is with the large dephasing, which is shown in panel (c), where dephasing dominates over excitation and resonances merge into one region $A > |\varepsilon|$. The last panel presents the strong relaxation case when relaxation

dominates over excitation. The characteristic pattern for this case is the peak of probability near zero, where an increasing in the driving amplitude results in the resonances disappearing.

Dissipative LZSM transitions were studied for quantum dots (Fouokeng *et al.*, 2014; Huang and Hu, 2021; Ota *et al.*, 2017), superconducting qubits (Gramajo *et al.*, 2019), and molecular nanomagnets that include the high-spin case (Calero *et al.*, 2005; Földi *et al.*, 2008; Vogelsberger and Garanin, 2006). The transition in a system subject to continuous measurement was considered in Ref. (Haikka and Mølmer, 2014). When the environment can be treated as a continuum of states, LZSM transitions can be formulated within the open-multistate model (Dodin *et al.*, 2014). The impact of the dissipation on CDT is the diminishing of those processes (Hausinger and Grifoni, 2010).

F. Rate equation

The master equation, which describes a TLS, can be written in the form of a rate equation. (This was not considered in (Shevchenko *et al.*, 2010), but this approach is also useful and important.) Consider here the microscopic analysis the dynamics of a TLS based on the rate equation and adding classical noise to model decoherence (Berns *et al.*, 2006). The details are presented in the Appendix B.4.

First, we calculate the transition rate W for a bias $\varepsilon(t) = \varepsilon_0 + A \cos \omega t + \delta\varepsilon(t)$ in the presence of classical noise $\delta\varepsilon(t)$. For concreteness, we present the derivations and results for harmonic driving. This approach can be used for any other periodic driving, such as sawtooth-like and biharmonic ones (Cao *et al.*, 2013; Rudner *et al.*, 2008).

Then, the averaging over $\delta\varepsilon(t)$ using the white-noise model gives the rate of transitions between the TLS states

$$W = \frac{1}{2} \sum_{n=-\infty}^{\infty} \frac{\Gamma_2 \Delta_n^2}{(\varepsilon_0/\hbar - n\omega)^2 + \Gamma_2^2}, \quad (87)$$

where the splitting is modulated with the Bessel function, $\Delta_n = \Delta J_n(A/\hbar\omega)$ and $\Gamma_2 = T_2^{-1}$ is the decoherence rate (Du *et al.*, 2013a, 2010).

Next, we construct the rate equation, which includes possible transitions between the states, with rate W , and relaxation, with rate $\Gamma_1 = T_1^{-1}$. From the stationary solution of the rate equation, we obtain

$$P_+ = \frac{W}{2W + \Gamma_1}. \quad (88)$$

The summation of all possible resonances gives us exactly the same solution as the one above: Eq. (68). This derivation of the formula (68) reveals its robustness.

The formalism presented here has the advantage that it is straightforward to be generalized for multilevel systems (Wen *et al.*, 2009). For a system with N energy levels, we must solve system of N rate equations (like we do for a TLS in the Appendix B.4) to describe the transitions between levels i and j with the rates W_{ij} , here as given by Eq. (87), replacing the splitting $\Delta \rightarrow \Delta_{ij}$ and offsets from them $\varepsilon_0 \rightarrow \varepsilon_{ij}$. This approach was developed and applied to multilevel systems, including the ones based on superconducting qubits (Chen *et al.*, 2011; Du and Yu, 2010; Wang *et al.*, 2010; Wen *et al.*, 2010) and DQDs (Chatterjee *et al.*, 2018; Ryzhov *et al.*, 2021b).

G. Quantum phase tomography

Fourier transform is a useful tool for analyzing different periodic patterns. In the case of LZSM interferograms, the Fourier transform results in a highly ordered structure of one-dimensional arcs (Berns *et al.*, 2008). Because the Fourier image gives the structured mapping of the interferograms, it presents the tomographic imaging and the respective graphs give the base for a new technique called quantum phase tomography (Rudner *et al.*, 2008). This approach gives additional information about the physical processes in a driven quantum system and is useful for defining system parameters, including for probing the dephasing mechanisms (Cao *et al.*, 2013; Rudner *et al.*, 2008).

Having an analytical expression for \overline{P}_{up} , we can use the continuous 2D Fourier transformation

$$P_{\text{FT}}(k_\varepsilon, k_A) = \iint_{-\infty}^{\infty} \overline{P}_{\text{up}}(\varepsilon_0, A) \exp[-ik_\varepsilon \varepsilon_0 - ik_A A] d\varepsilon_0 dA, \quad (89)$$

where k_ε and k_A are the reciprocal space variables corresponding to the variables ε_0 and A , respectively. In the case when the matrix of the data is given instead of a formula for \overline{P}_{up} , we can use the discrete 2D Fourier transform. In the lower panels of Fig. 12, we present the tomograms related to the interferograms in the upper panels; these

were calculated by the discrete Fourier transform of the data for the interferograms. We can see that the relaxation suppresses the low-frequency resonance curves; when increasing the relaxation rate, only the main curve (with $l = 1$) survives, as can be seen in Fig. 12(h). Note that the vertical and horizontal lines of increased P_{FT} along the axes, especially at $k_\varepsilon = 0$ and $k_A = 0$, are artifacts because of the finite size of the interferograms.

The overall tomograms in Fig. 12(e-h) are lemon-shaped structures formed by the 1D sinusoids of the form

$$k_A(k_\varepsilon) = \pm \frac{2l}{\omega} \sin\left(\frac{\omega k_\varepsilon + 2\pi l'}{2l}\right), \quad (90)$$

with $l = 1, 2, 3, \dots$, $l' = 0, 1, 2, \dots$, and $l' < l$. This can be seen by either analysis of the phase acquired during the periodic evolution (Rudner *et al.*, 2008) or by directly transforming Eq. (68) (Forster *et al.*, 2014). From the lower panels in Fig. 12, we can see how relaxation and dephasing impact the Fourier images. With low relaxation and decoherence rates, there are many resonances in panel (e). From panels (f) and (g), we can see that increasing the dephasing rate leads to increasing the slopes rates along the $|k_\varepsilon|$ axis. Then, when we compare Fourier images on panels (f) and (h), we can see that for the same dephasing rate, increasing the relaxation rate leads to the disappearance of the higher resonances. In panel (i), we show the cross-sections of panels (f,g,h) along $k_A = 0.85$; the slopes are given by the dephasing rates, as shown by the dashed lines. Note that in this panel, this is very noisy because of resonances and artifacts; to better see the slopes, one can consider the response along the resonance lines, as in (Forster *et al.*, 2014).

From Eqs. (87-88), we can find that the slope of the Fourier image is proportional to the decoherence rate: $\ln P_{\text{FT}} \propto -\Gamma_2 |k_\varepsilon|$ (Rudner *et al.*, 2008). This is demonstrated as the inset, Fig. 12(i). This observation provides a convenient tool for obtaining the decoherence rate without additional measurement or fitting (Cao *et al.*, 2013; Gonzalez-Zalba *et al.*, 2016). If this theory accounts for inhomogeneous broadening Γ_2^* , this results in

$$\ln P_{\text{FT}}(k_\varepsilon, k_A(\varepsilon)) \propto -\Gamma_2 |k_\varepsilon| - \Gamma_2^{*2} k_\varepsilon^2 / 2, \quad (91)$$

where $k_A(k_\varepsilon)$ is defined by the relation Eq. (90) (Forster *et al.*, 2014). In addition to Γ_2 , this provides a convenient tool for defining Γ_2^* , most importantly without any additional measurements, such as spin-echo experiments (Cao *et al.*, 2013).

Hence, Fourier transformation provides a useful tool—quantum phase tomography—giving additional visualization of the interference and the system parameters, such as the decoherence rate. This methodology can be further developed and applied to other systems, specifically for bichromatic driving (Forster *et al.*, 2015) and multilevel systems (Berns *et al.*, 2006; Ryzhov *et al.*, 2021b).

H. Comparison of different methods

Above, we have considered in detail the different methods of describing driven quantum systems. Now, we would like to compare these different approaches; see also (Ashhab *et al.*, 2007). We summarize their key aspects and then compare them by computing the interferograms.

a. Numerical solving of Schrödinger or Lindblad equation: This method is the most commonly used because it is based on the integration of a system of differential equations. This gives the best quality results and can be used in all range of parameters. We compare all other methods with this one because the numerical integration does not assume any approximation. However, the numerical integration has one significant disadvantage: it needs considerable computing power, so it requires considerable CPU time to compute interferograms. We use the numerical solution based on the modified Runge-Kutta method, which is a standard approach for solving systems of ordinary differential equations (ODE) in Python.

b. Numerical solving by QuTiP: QuTiP (Quantum Toolbox in Python) framework (Johansson *et al.*, 2013, 2012; Shammah *et al.*, 2018) is a very useful tool to calculate the dynamics of quantum systems. We need only to introduce a Hamiltonian and set of parameters; as a result, we have the full evolution of the system (all terms of the density matrix, in all the defined moments of time) or, alternatively, the averaged value of population of a certain level. This library also has a detailed manual and many different solvers.

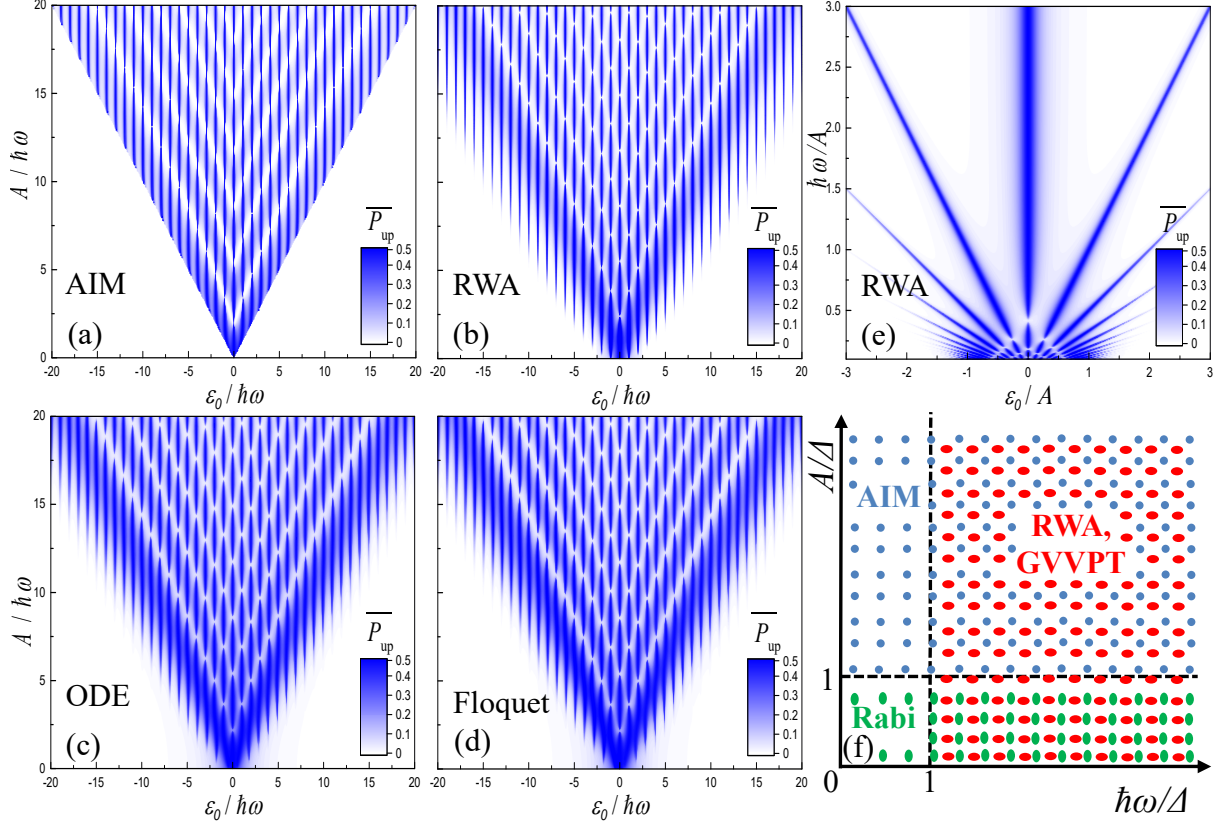


FIG. 13 **LZSM interferograms calculated by different methods.** (a-d) and (e) present the time-averaged upper-level occupation probability as a function of the energy offset ε_0 , the driving amplitude A for (a-d) and the driving frequency ω for (e), and comparison between the areas of validity for different methods with small relaxation and dephasing rates (f). The methods used are the adiabatic-impulse model (AIM) (blue circles on panel (f)), rotating-wave approximation (RWA), and the second approximation by Floquet method is general Van-Vleck perturbation theory (GVVPT), which has the same area of validity. (red ovals on panel (f)), numerical solution of the ordinary differential equations (ODE), and Floquet approach. Also, panel (f) demonstrates the area of validity for the Rabi oscillations method (green ovals).

c. Floquet method: This approach can be used only for periodic Hamiltonians and is based on the Floquet theorem. The Floquet method is faster than the numerical solution, but slower than other analytical methods. Importantly, relaxation and dephasing can be included. This method is analogous to a decomposition on eigenfunctions in methods of mathematical physics.

d. Rotating-wave approximation (RWA): The RWA corresponds to the first term in a Floquet formalism by the small distance between levels $\Delta \ll \omega, \varepsilon$. It is the most commonly used analytical method because it combines adequate accuracy with a moderate need in computing power. Here, for calculating interferograms, the range of application is limited by the overlap of resonances, which occurs at increasing relaxation and dephasing or decreasing driving frequency. In the simplest approach, we can use the formula Eq. (68), which assumes calculating a number of terms in each point. However, if we take a few close resonances only, that is, with k close to the resonance condition $\varepsilon_0 = k\hbar\omega$, this would significantly speed up the calculation; this approach is called *the optimized RWA*.

e. Adiabatic Impulse model (AIM): The AIM can provide interferograms in different bases, generally neglecting relaxation and decoherence. This correctly gives the location of the resonances, but between them, this method may give the values different from those in the numerical calculations, which is a result of not including relaxation and dephasing. The range of usability of this method is defined by a high amplitude of excitation $A > \Delta$, which is needed for the adiabatic evolution between transitions. The second limitation is the times of the transition process: $T_d/2 > \tau_{\text{relax}} + \tau_{\text{jump}}$. See the transition times described in paragraph II.C.2.

	Numerical ODE	Numerical QuTiP	Floquet method	RWA	Optimized RWA	AIM
(ε_0, A)	3144	2050	1300	16.4	4.7	9.4
(ε_0, ω)	1400	1241	774	9.3	4	8.6

TABLE III **Relative efficiency of different methods.** This is quantified with the time (in seconds) needed to calculate respective interferograms, as in Fig. 13. The first line relates to the interferograms in the coordinates (ε_0, A) and the second line to the coordinates (ε_0, ω) . The numbers above were obtained using an eight-core CPU Intel 10875H using eight threads.

f. Interferograms and time of calculation: We illustrate our conclusions in Fig. 13 and table III. First, in Fig. 13 in (a) to (d), we present the interferograms in coordinates (ε_0, A) and in (e) in (ε_0, ω) . Even the former shows not so many distinctions, and these become even less for the latter. For the calculations, we chose the driving frequency $\hbar\omega/\Delta = 1.14$ and the relaxation rates for (b-d), $\Gamma_1 = 0.1T_d^{-1}$ and $\Gamma_2 = \Gamma_1/2$. Note that the AIM in (a) is valid under the condition $A > \varepsilon_0$, with no relaxation and decoherence included. The RWA in (b) provides a result more similar to the numerical solution in (c), except the shifting of the resonances when increasing the driving amplitude, here in the area $A < \varepsilon_0$.

In table III, as a quantitative measure of the efficiency, we have chosen the time needed to compute the interferograms. For this, we used an eight-core CPU Intel 10875H using eight threads. Calculations were performed as in Fig. 13, with 401 points in each dimension. As we see from table III, The analytical methods are much faster than the numerical calculation, with a difference of about two orders of magnitude in calculation the time. However, the numerical calculation is more flexible and can easily be used for more complicated systems, including many levels, adding noise, and so forth. For describing the time-averaged occupation probability, the most convenient method is the RWA. For describing the dynamics, one of the most illustrative methods is the AIM, but it is limited by the time of the transition process; for more, see Sec. II.C.2.

IV. INTERFEROMETRY

The interference in a driven two- or multilevel system is essentially defined by the problem parameters. It is important for applications to demonstrate this through calculations and to formulate recipes of how to extract not only the quantum system parameters from the interferograms, but also the information about systems coupled with them, as well as about the dissipative environment (Shytov *et al.*, 2003; Yang *et al.*, 2017).

Although we have given a detailed description of various systems with LZSM interference, we display the diversity of these, presenting several systems in Fig. 14. (Please note that the choice of works and figures for Fig. 14 are used for only illustrative purposes, while many other works are analyzed below and throughout this review paper.) A detailed description of Fig. 14 follows.

(a) **Superconducting circuits.** Although JJ-based quantum superconducting circuits are diverse, we would like to illustrate the work on these systems with Ref. (Berns *et al.*, 2006). A superconducting flux qubit, also called a persistent-current qubit, was realized as a niobium (can also be aluminum) superconducting loop with three JJs. The basis states are created by a persistent current flowing either clockwise or in the opposite direction. Strong driving by an AC magnetic flux induces transitions between the two states. In Ref. (Oliver *et al.*, 2005), these qubit states were read out with an outer DC-SQUID, a sensitive magnetometer that distinguishes the flux generated by the persistent currents. Up to 20-photon transitions were observed, with an impressive increase up to 45-photon transitions in Ref. (Berns *et al.*, 2006). The energy-level distance was controlled by a DC magnetic flux; the tunneling amplitude was rather small, $\Delta \simeq 13 \text{ MHz} \cdot \hbar$, and the driving frequency $\omega/2\pi = 0.27 \text{ GHz} \gg \Delta/\hbar$.

(b) **Quantum dots.** These are based on electrons localized in semiconductor low-dimensional systems. Specifically, a two-electron charge qubit, which is defined in a lateral double quantum dot, is considered in Ref. (Forster *et al.*, 2014). The source and drain leads, tunnel-coupled with dots, allow current flow by single-electron tunneling. This current is used to detect the properties of the driven double quantum dot (DQD) device. The charge qubit is formed by the singlet states S_{11} (one electron in each dot) and S_{20} (two electrons in the left dot). The source-drain current is proportional to the occupation probability of S_{20} . The three triplets T_{11} are hindered by a Pauli-spin blockade; however, the blockade is lifted using an on-chip nanomagnet to quickly initialize the qubit. In the energy diagram, the singlets (the qubit states) are represented as black and red lines; the triplets, which are Zeeman split, are represented as gray lines. The interdot coupling is $\Delta \simeq 3.1 \text{ GHz} \cdot \hbar$, and the energy detuning ε is defined by a DC+AC gate voltages, $\varepsilon(t) = \bar{\varepsilon} + A \cos \omega t$. The driving frequency for the presented interferogram is $\omega/2\pi = 2.5 \text{ GHz}$, that is, $< \Delta/\hbar$.

(c) **Atomic qubits (impurity or donor based).** These may involve electrons, holes, and/or nuclear spins in impurities within silicon, diamond, or other materials. For illustration purposes, we now consider an NV center in diamond, which consists of a substitutional nitrogen atom replacing a carbon atom and neighboring one vacancy. Its

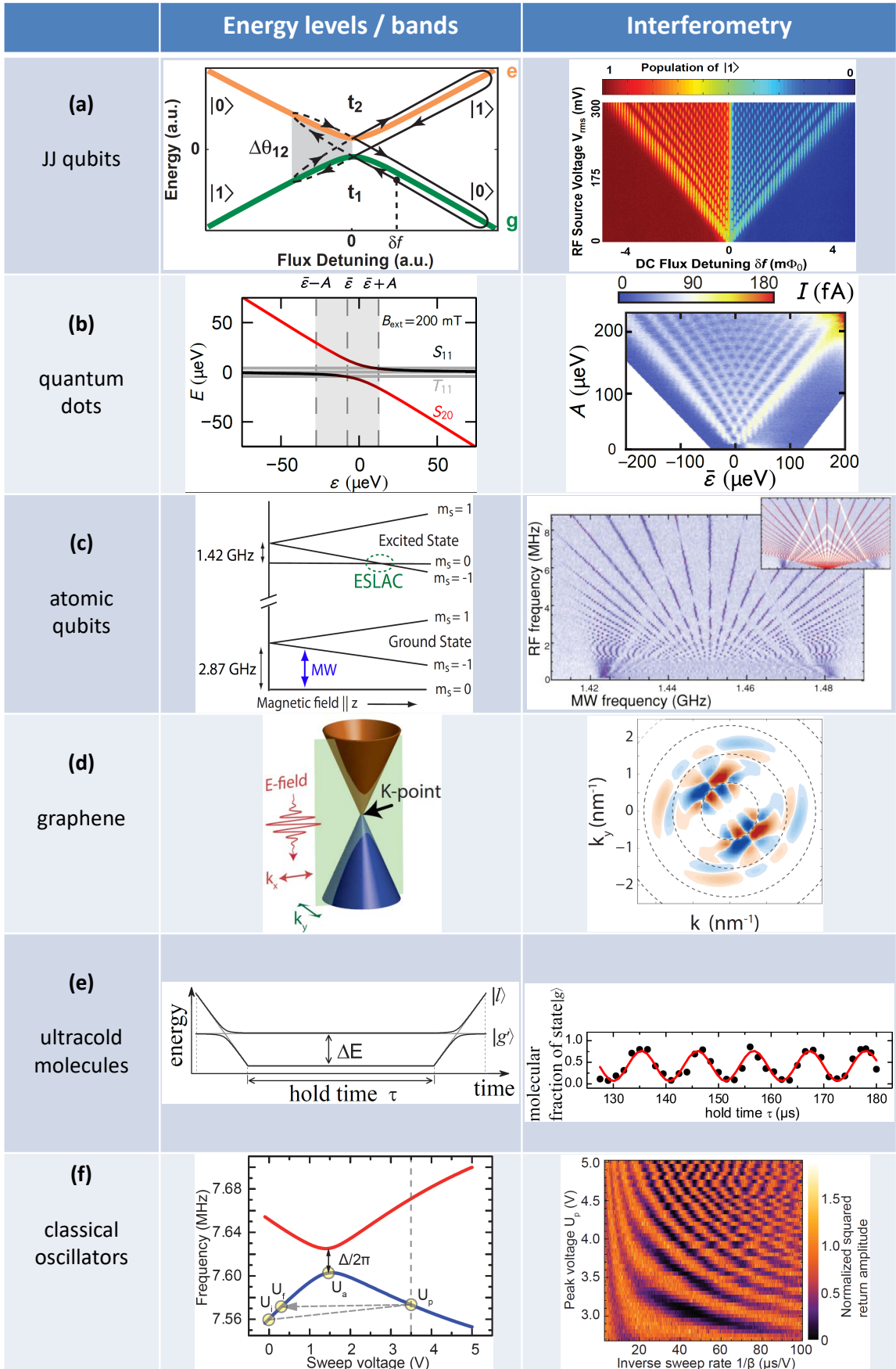


FIG. 14 **LZSM interferograms in different systems.** See the text for a detailed description. Figure (a) is reprinted from (Berns *et al.*, 2006) with permission; copyright (2006) by APS. Figure (b) is reprinted from (Forster *et al.*, 2014) with permission; copyright (2014) by APS. Figure (c) is reprinted from (Childress and McIntyre, 2010) with permission; copyright (2010) by APS. Figure (d) is reprinted from (Heide *et al.*, 2018) with permission; copyright (2018) by APS. Figure (e) is reprinted from (Mark *et al.*, 2007b) with permission; copyright (2007) by APS. Figure (f) is reprinted from (Seitner *et al.*, 2016) with permission; copyright (2016) by APS.

electronic ground state has the spin $S = 1$, which, in the absence of a magnetic field, has the spin singlet sublevel $m_s = 0$ situated 2.87 GHz below the $m_s = \pm 1$ twofold-degenerate triplet sublevels. The optically excited state has the zero-field splitting 1.42 GHz. These can be further changed by the magnetic field. We illustrate this with an energy diagram displaying the excited-state level anticrossing (ESLAC) and the interferogram from Ref. (Childress and McIntyre, 2010). The system was doubly driven by a microwave and rf signals, resulting in characteristic dressed state interference fringes. This was displayed by measuring a spin-dependent fluorescence intensity, which is proportional to the excitation probability in the TLS formed by the $m_s = 0$ and $m_s = -1$ states; on the color scale, darker indicates lower fluorescence. Versatile analysis, which included impressively elaborated experimental, numerical, and analytical aspects, allowed the authors to describe the dressed state interferometric picture with aspects such as multi-photon transitions and CDT.

(d) **Graphene structures.** Electrons in graphene follow the Dirac-cone dispersion, with a slope v_F around the K and K' points. If electrons are driven by an electric field $\mathbf{E} = E_0 \mathbf{e}_x$ of linearly x -polarized light with an amplitude of E_0 , only the $k_x(t)$ component of the wave vector is affected, meaning that the relevant electron dispersion is a hyperbola (Heide *et al.*, 2018; Higuchi *et al.*, 2017). This dispersion can be described with the TLS Hamiltonian: $H = -\frac{\Delta}{2}\sigma_z - \frac{\varepsilon(t)}{2}\sigma_x$, with $\varepsilon(t) = 2\hbar v_F k_x(t) = 2v_F e\omega^{-1}E_0(t)$. The avoided-level spacing $\Delta = 2\hbar v_F k_y$ is continuous and can be swept with E_0 for optimum splitting of occupation probability. The central driving photon energy was $\hbar\omega \approx 1.55$ eV, which is $\omega/2\pi \approx 375$ THz; $v_F \approx 1$ nm·fs $^{-1}$ and $E_0 = 0.3$ V·nm $^{-1}$. Hence, in a strong-field regime, the electron dynamics is governed by suboptical cycle LZSM interference, here on a femtosecond timescale. For this, a graphene strip on a SiC substrate was coupled with Au/Ti leads and illuminated by two-cycle laser pulses with a controlled carrier-envelope phase, here in a vacuum chamber at room temperature. Adiabatic evolution and nonadiabatic transitions corresponded to interband and intraband processes for the electron wavefunction. The excitation probability of the upper (conduction) band results in the generation of a residual persistent current after the laser pulse ended, as a function of E_0 , the current direction reverses, a direct experimental indicator for LZSM interference. This is shown in the figure as a change of $\Delta\rho_{CB}$ as a function of E_0 .

(e) **Ultracold atoms and molecules.** When a bound molecular dimer state is magnetically tuned near a two-atom scattering state, the Feshbach resonance leads to a resonant atom-molecule transition. The internal state structure of ultracold Feshbach molecules has several avoided crossings, which is considered in the example of weakly bound Cs₂ dimers (Mark *et al.*, 2007b). The crossing used for the interferometer is the one between $|g'\rangle$ and $|l\rangle$ states, which can be determined upon molecular dissociation. Two subsequent passages through a weak avoided crossing between these two different orbital angular momentum states result in LZSM interference, which is defined by the variable hold time τ . The driving is realized by ramping the magnetic field B around the point of the avoided crossing, here at $B = B_c$. The acquired phase difference is defined by the product of ΔE and τ . The interference is visualized in the g -wave molecular fraction of the state $|g\rangle$ as a function of the hold time τ . The oscillation frequency of the sinusoidal fit is about 100 kHz; and up to 100 oscillations were observed.

(f) **Mechanical oscillators.** One classical system that behaves as a two-level system is a two-mode mechanical oscillator. This system could be either two coupled mechanical oscillators or two modes of one mechanical oscillator. The latter case is realized by (Seitner *et al.*, 2016) as two flexural modes of a string resonator. The modes represent in-plane and out-of-plane oscillations with an eigenfrequency of about 7 MHz. The resonator is made of a high-stress silicon nitride and has the cross-section of 100 x 270 nm, here with the length being 50 μ m. The sweep voltage controls the distance between the eigenfrequencies, with the minimal splitting $\Delta/2\pi$ of the order of 10 kHz. Triangular changes of the sweep voltage result in transgressing the avoided crossing twice. Then, the interference results in the fringes shown as amplitude of the transitions between the modes versus the sweep rate β^{-1} and amplitude U_p .

A. Superconducting circuits

Flux qubit. This is presented above in relation to Fig. 14, with references to (Berns *et al.*, 2006; Oliver *et al.*, 2005). Based on such interferometry, these authors also developed several techniques: amplitude spectroscopy (Berns *et al.*, 2008), quantum phase tomography (Rudner *et al.*, 2008), and pulse imaging (Bylander *et al.*, 2009). These works were summarized in Ref. (Oliver and Valenzuela, 2009) and scrutinized theoretically in Refs. (Ferrón *et al.*, 2010, 2012, 2016). Other close observations were realized: an rf-SQUID-based flux qubit with the persistent-current states probed by the nearby dc-SQUID magnetometer (Sun *et al.*, 2009) and three-junction aluminum flux qubit probed by the niobium LC (tank) circuit (Izmalkov *et al.*, 2008). In this latter case, the sign-changing response was explained in terms of the impedance measurement technique (Il'ichev and Greenberg, 2007; Shevchenko, 2008; Shevchenko *et al.*, 2008), where the quantum inductance is related to the qubit occupation probability and its derivative. In a flux qubit, the role of a weak link can be played not only by a conventional JJ, but also by a phase slip based on nanowires made from thin films of niobium nitride, for which the interferometry was observed in Ref. (Neilinger *et al.*, 2016).

Charge qubit. A superconducting charge qubit is based on a Cooper pair box that is created by JJs. In Ref. (Sil-

lanpää *et al.*, 2006), this was controlled by the magnetic flux piercing the loop and biased by the gate voltage; the state was read out by an LC circuit. The latter feels changes in the (quantum) capacitance, which visualizes the charge qubit state (Sillanpää *et al.*, 2007, 2005). Alternatively, the qubit was probed via an inductive coupling to the resonant circuit (Tuorila *et al.*, 2013). Two types of multi-photon transitions in this system were further studied by (Paila *et al.*, 2009). A similar aluminum Cooper pair box was probed via the reflection coefficient in a coupled electric resonator in Refs. (Wilson *et al.*, 2007, 2010), where an emphasis was made on the dressed state description, and in Refs. (de Graaf *et al.*, 2013; Leppäkangas *et al.*, 2013), where the emphasis was made on quasiparticle tunneling. An analogous qubit was also probed by a nanomechanical resonator (LaHaye *et al.*, 2009), where a charge qubit state influenced the displacement of the resonator, of which the resonant frequency was probed. The sign-changing behavior of the response in that case was explained in Ref. (Shevchenko *et al.*, 2012a) in terms of the quantum capacitance.

Transmon qubit. This refers to a charge qubit being shunted by a capacitance (Xiang *et al.*, 2013). This results in a small sensitivity to the charge noise because of the alignment of the energy levels as a function of a gate voltage, meaning there is *no intrinsic avoided-level crossing*. Because this is needed for LZSM interferometry, the solution is to create dressed states by applying a microwave signal; then, the slow driving would result in traversing these dressed states around the avoided-level crossing. LZSM interference was realized by several groups with the following features: driven by sinusoidal and noisy signals (Li *et al.*, 2013), performing a time-resolved state tomography measurement (Gong *et al.*, 2016b), resolving multi-photon processes (Chang *et al.*, 2020) with variable coupling between the qubit and the transmission line (Wen *et al.*, 2020), and coupling to a mechanical resonator (Bera *et al.*, 2021).

B. Semiconductor quantum dots

Quantum dots are based on an electron charge, spin, or even valley degree of freedom (for brevity, we refer to electrons; however, sometimes, these could be holes). LZSM interferometry was realized and studied on different types of quantum dots, as we detail below. Mainly, these are DQDs exploiting either an electron spin (namely, a singlet-triplet transition) or an electron charge (being placed in one of the quantum dots).

Spin qubits. A system of two electrons in a DQD can be in a singlet or triplet state, which form a singlet-triplet or spin qubit (Burkard *et al.*, 2021; Jirovec *et al.*, 2022). The states are coupled via the hyperfine interaction between the trapped electron spins and surrounding nuclear spins. The singlet and triplet states form an avoided-level crossing controlled by a detuning gate voltage and external magnetic field (which splits a triplet state into three states). This was realized in Refs. (Petta *et al.*, 2010; Stehlik *et al.*, 2012) in a triple quantum dot geometry, where one of the dots was used as a high-sensitivity quantum-point-contact charge sensor. Related studies were performed in a linear triple-dot device in Refs. (Gaudreau *et al.*, 2011; Granger *et al.*, 2015; Studenikin *et al.*, 2012), realizing a spin qubit on either two three-spin states or three two-spin states; in a three-qubit chain, the transitions in the avoided-crossing regions were used to shuttle the entanglement (Nakajima *et al.*, 2018); in a DQD fabricated in a Si/SiGe heterostructure, here with an integrated micromagnet (Wu *et al.*, 2014); and in a silicon metal-oxide-semiconductor DQD with both single-spin addressability and single-shot readout (Fogarty *et al.*, 2018). For a theoretical analysis of the dynamics in singlet-triplet transitions in DQDs, see (Brataas and Rashba, 2011; Mehl and DiVincenzo, 2013; Ribeiro *et al.*, 2013b; Särkkä and Harju, 2011; Zhao and Hu, 2018b).

Charge qubits. These can be based on a DQD that is laterally defined from a GaAs/AlGaAs-heterostructure double quantum dot with the voltage pulses applied to depletion gates (Nalbach *et al.*, 2013; Petersson *et al.*, 2010). There, the two states of a charge qubit correspond to one electron in the left and right dots; the charge occupation of the dots can be continuously detected via the electric current through a capacitively coupled quantum point contact. With a similar layout, the authors of Ref. (Cao *et al.*, 2013) used LZSM interference for ultrafast universal quantum control on the picosecond scale, which is important given that the decoherence times in semiconductor quantum dots are typically less than a few nanoseconds. A similarly driven DQD was realized in Ref. (Braakman *et al.*, 2013) in an array of three dots to demonstrate coherent coupling via long distance, which involved two three-dot states. The charge qubit in Ref. (Forster *et al.*, 2014) was probed through the DC source-drain current, as discussed above. The effect of the pulse shape and distortion was studied in Ref. (Ota *et al.*, 2018). Further development is a coupling of charge qubits: two DQDs were strongly coupled capacitively by the authors of Ref. (Ward *et al.*, 2016), where the LZSM interference in one DQD (right one) was shown to be defined by the charge state of the other DQD (left one), which was called charge-state-conditional coherent quantum interference.

Charge qubits can be defined not only on a two-dimensional gas, but also based on a nanowire. In Ref. (Stehlik *et al.*, 2014), this was an InAs nanowire that was placed on top of prepatterned depletion gates; the authors studied strong harmonic generation involving up to eight photons for qubit excitation. In the circuit quantum electrodynamics (cQED) architecture, such DQD can be placed in a microwave cavity (with a resonant frequency in a GHz domain), where driving the qubit results in interferometric cavity power gain (Stehlik *et al.*, 2016a). Using silicon allows for exploiting the advances of complementary metal-oxide-semiconductor (CMOS) technology, as in Ref. (Gonzalez-

Zalba *et al.*, 2016), in which the DQD was realized on the corner states in a silicon nanowire transistor. There, an electrical resonator response probed the differential capacitance of a DQD, which contained two competing terms: one, called the quantum capacitance, is proportional to the occupation probability, and the other one, which is the tunneling capacitance, is proportional to the derivative of the occupation probability; in resonance, the former gives the Lorentzian peak and the latter the alternation of a peak and a dip. Because of the quantum capacitance, similar peak-and-dip features were observed on a DQD charge qubit based on a carbon nanotube (Penfold-Fitch *et al.*, 2017). The authors of Ref. (Khivrich and Ilani, 2020) constructed a TLS in a carbon nanotube single quantum dot from electron wavefunctions with different magnetic moments and spatial charge distributions.

C. Donors and impurities (atomic qubits)

The electrically controlled electronic states in some donors and impurities have much in common with quantum dots, both conceptually and in terms of qubit specifications and hardware requirements. Similar to quantum dots, a donor atom has one excess electron, here compared with the atoms in the surrounding lattice (less frequently in this context, these could be acceptors with single excess holes). It is the electron spin states that form the spin qubit basis. These spin qubits have many key assets that are well separated from the noisy environment and that use nuclear spins in addition to electronic ones (Vandersypen *et al.*, 2017). Nice isolation from the environment is characterized by long coherence times (~ 1 ms for electron spins and ~ 1 s for nuclear spins). Similar to the gate-defined quantum dots above, quantum information can be encoded in the charge states of an electron in a double-well potential of two nearby impurities (a charge qubit) or in a spin state of an electron or nuclear spin in a single impurity (spin qubit). We consider several works, where the LZSM interference was realized.

Our first example is phosphorous (P) or arsenium (As) donor atoms in silicon (Si). The authors of Refs. (Dupont-Ferrier *et al.*, 2013; Jehl *et al.*, 2015) studied a system of two tunnel-coupled donor atoms in silicon. A TLS was formed by a single electron located on either of the two donors. The donors were implanted in a silicon nanowire, and the coherent interference pattern was observed by measuring the source-drain current through the double-donor system. In Ref. (Ono *et al.*, 2019), a combination of a shallow impurity and a deep impurity in a silicon field-effect transistor created a DQD-like structure controlled by a magnetic field and rf and mw signals, of which the layout allows quantum coherent dynamics at temperatures above one Kelvin. In Ref. (Miao *et al.*, 2019), the authors demonstrated electrically driven coherent quantum interference in the optical transition of a divacancy in commercially available 4H silicon carbide (SiC). The divacancy consisted of a carbon vacancy adjacent to a silicon vacancy; the TLS was formed by the ground and excited states of electronic orbital levels in the divacancy; the monochromatic and bichromatic LZSM interference patterns involved up to 15-photon excitations.

The NV centers in diamond have a nearly spinless environment, leading to extremely long electronic and nuclear spin coherence time. In Ref. (Childress and McIntyre, 2010), the authors simultaneously excited both the electronic transition by weak microwaves and nuclear spin resonance by strong rfs, while the experimentally observable fluorescence was dominated by the response of the electronic spin qubit. In Ref. (Scheuer *et al.*, 2017), the electron spin polarization was transferred from a single NV center to the surrounding carbon nuclear spins; the polarization dynamics of the nuclear spin ensemble displayed the LZSM oscillations. In, Ref. (Huang *et al.*, 2011), the authors considered the doubly driven system of the two states, $m_s = 0$ and $m_s = +1$, coupled with a nearby ^{14}N nuclear spin. First, a microwave field matched those two bare energy levels and created the dressed states with the avoided-level distance defined by the microwave amplitude. Second, the repeated passage around the avoided-level crossing was made by applying rectangular rf pulses. Hence, these demonstrated the quantum coherent control of electronic single spins at room temperature.

D. Graphene

Nonadiabatic transitions between Dirac cones in the vicinity of the Dirac points take place if these display avoided-level crossing and are driven appropriately. This was realized in graphene by illuminating it with a strong linearly polarized light field (Heide *et al.*, 2018; Higuchi *et al.*, 2017; Li *et al.*, 2021). This was described above in relation to Fig. 14, here in terms of the one-dimensional trajectories of electrons in reciprocal space; see also Refs. (Lefebvre *et al.*, 2018; Syzranov *et al.*, 2013). If the light becomes circularly polarized, the intraoptical-cycle LZSM interference cannot occur and there is no respective change in the current. The intermediate situation takes place for laser pulses with various degrees of ellipticity (Boolakee *et al.*, 2020; Heide *et al.*, 2020, 2019, 2018).

The theory of nonadiabatic transitions in the vicinity of a conical intersection and related interference were addressed in several works for graphene (Rozhkov *et al.*, 2016) and other related materials (Heide *et al.*, 2021; Huang *et al.*, 2021; Li *et al.*, 2021; Montambaux, 2018; Wu *et al.*, 2020). Here, we note that the Dirac cones and Dirac points are important

to many objects, including massless electrons in graphene and in conducting edge states in topological insulators. In particular, transitions that happen between two massive Dirac cones were shown to create an interferometer, revealing information on the band eigenstates, such as the chirality and mass sign (Fuchs *et al.*, 2012; Lim *et al.*, 2014). Similar descriptions of the driving near the Dirac points are applicable to various systems, such as Bloch oscillations of ultracold atoms in honeycomb optical potential (Xu, 2014), surface states of 3D topological insulators (Lim *et al.*, 2012), ultrafast transfer of excitation energy in photoactive molecules (Nalbach *et al.*, 2016), and electron-hole pair production in an electric field (Fillion-Gourdeau *et al.*, 2016; Taya *et al.*, 2021).

E. Microscopic systems

In microscopic systems, the energy levels often experience avoided crossing, which is relevant here. In particular, ultracold atomic and molecular quantum gases have an extraordinary degree of control (Chin *et al.*, 2010). Ultracold gases, which are produced by laser cooling and trapping techniques, have characteristic temperature in the (sub-) μK range and typical densities below 10^{15} cm^{-3} . Under these conditions, the atomic de Broglie wavelength exceeds the average interatomic distance, resulting in the quantum-degenerate state of the BEC. In such systems, when the bound molecular state energetically approaches the scattering state, two colliding atoms couple with a molecular bound state, phenomenon known as the Feshbach resonance.

Several phenomena associated with the Feshbach resonance, such as molecular association and dissociation, are conveniently described in terms of the LZSM model (Köhler *et al.*, 2006). The energy levels of the molecular states (produced by atoms in the BEC state) around the Feshbach resonance are often manipulated using time-dependent magnetic fields. Tunneling at the avoided-level crossing leads to the formation of stable dimer molecules (Góral *et al.*, 2004; Mies *et al.*, 2000). Using the repetitive passage of the avoided-level crossing allows for a high degree of control over the interferometric dynamics, which was demonstrated on caesium ultracold Feshbach molecules confined in a CO_2 -laser trap (Mark *et al.*, 2007a,b) and presented above, here in relation to Fig. 14. Such a BEC-based tunable “beam splitter” allows for controllably transferring the molecular states. The driving of ultracold atoms was studied theoretically (He and Li, 2020; Li and Fu, 2020).

The dynamics of ultracold atoms in an optical lattice can be described in terms of LZSM transitions between Bloch bands of the optical lattice (Kling *et al.*, 2010). The authors loaded an atomic rubidium BEC into a regular optical lattice so that the atoms were transferred into the lowest energy band; then, the lattice was accelerated, which was equivalent to the application of an external force, resulting in interferometric tunneling between the two bands. Analogous Stückelberg oscillations were studied in Ref. (Zenesini *et al.*, 2010), where the respective double-passage model was used for a description of the experiment. These systems can also be used for multipassage interferometry (Béguin *et al.*, 2022; Liang *et al.*, 2020; Plötz and Wimberger, 2011).

Among other microscopic systems, Rydberg atoms play special role because they allow for early observation of the Bessel-function modulated multi-photon transitions and Stückelberg oscillations. This was studied by (Baruch and Gallagher, 1992), where a thermal beam of K atoms passed through a microwave cavity, to which a static electric field was applied for tuning and a pulse for field ionization by two laser beams. In the same year, (Yoakum *et al.*, 1992) studied a monoenergetic beam of helium atoms in the Rydberg state and drove them using a microwave electric field, with nice agreement between experimental Stückelberg oscillations and a numerical solution of the Schrödinger equation. The Stückelberg oscillations were observed in the dipole-dipole interactions between Rydberg atoms and described theoretically within the Floquet approach in Ref. (van Ditzhuijzen *et al.*, 2009).

For LZSM interferometry was also realized with single ions and free radicals. A single $^{171}\text{Yb}^+$ ion was trapped in a four-rod radio-frequency trap and driven by microwaves by (Zhang *et al.*, 2014). The molecular free radical ^{138}BaF , with one unpaired electron in the ground state, was Zeeman tuned and electrically driven by (Cahn *et al.*, 2014).

F. Other systems

For classical systems, mechanical resonators included, we devote a separate section. This is because to the best of our knowledge, no review on this important subject exists. Here, we would rather mention several other possible realizations of LZSM interferograms.

In principle, any TLS subjected to a periodical driving can display LZSM interference. However, there are limitations; in particular, the system needs to preserve coherence long enough. This may take place in superconducting weak links, where the Andreev levels as a function of time display avoided-level crossing (Douçot *et al.*, 2020; Gorelik *et al.*, 1998; Mélin *et al.*, 2019; Mélin and Douçot, 2020; Oriekhov *et al.*, 2021); there, it was pointed out that the microwave-induced LZSM interference should be revealed as a significant source of energy absorption; for a mini review, see (Roy, 2013). Similar studies of coherent interference effects were done for Schwinger vacuum pair production (Akkermans

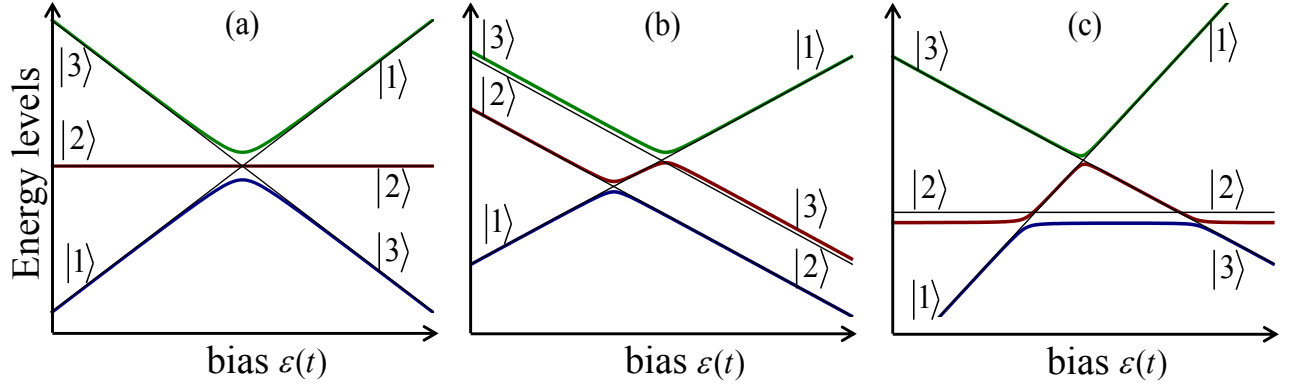


FIG. 15 **A three-level system.** Diabatic energy levels of states $|i\rangle$ (thin black lines) intersect in one (a), two (b), or three (c) points. Eigenenergies of the full Hamiltonian $H(t)$, as shown with thick color lines, exhibit avoided-level crossing. Note that in (c) there are two possible trajectories to get from $|1\rangle$ to the left into $|3\rangle$ to the right, which implies the interference during the single-passage process.

and Dunne, 2012), many body localized systems (Gopalakrishnan *et al.*, 2016), and photoisomerization reaction (Duan *et al.*, 2016).

If in place of energy levels we have energy bands, that is, Bloch bands, we can call these *Bloch–LZSM transitions* or interference. As in the other cases, in the literature, we can meet shorter versions such as Bloch-(Landau-)Zener transitions / oscillations / interference. In the case of the Bloch bands, these effects also include Bloch oscillations, which are the periodic motion of particles in a superlattice subjected to a constant external field. These take place in Bose–Einstein condensates in tilted and driven optical superlattices (Reid *et al.*, 2016; Witthaut *et al.*, 2011), in graphene and topological insulators (Krueckl and Richter, 2012; Sun *et al.*, 2018), in photonic Lieb lattices (Long and Ren, 2017), for trapped ions (Gagge and Larson, 2018), and for the high-order harmonic generation in solids (Jin *et al.*, 2018), and in moiré systems under a uniform magnetic field (Paul *et al.*, 2022).

G. Multilevel systems

Having considered two-level systems, it is important to extend the study to possible multilevel systems, with multiple avoided-level crossings. These may relate to such diverse systems as a chain of interacting spins-1/2 (Larson, 2014; Ostrovsky and Volkov, 2006), a spin or multiple spins coupled to a resonator (O’Keeffe *et al.*, 2013; Singh *et al.*, 2020), molecular nanomagnets (Földi *et al.*, 2007; Garanin *et al.*, 2008; Pavlyukh, 2020), interacting bosons in optical lattices (Tschischik *et al.*, 2012), broad periodic photonic waveguide (Benisty *et al.*, 2011), or a NV center coupled with a substitutional nitrogen center in diamond (Band and Japha, 2022; Zangara *et al.*, 2019), to name a few.

Let us start here from the simplest realization of a multilevel system: the three-level one. If the system diabatic levels $|i\rangle$ depend linearly on the energy bias $\varepsilon(t)$ with possible offset between levels h , then the respective diabatic energy levels can be drawn as straight lines, as in Fig. 15, with one, two, or three intersections; here, $h = 0$ is used for the case with a single intersection and $h \neq 0$ for the other cases. Taking into account possible tunneling, proportional to Δ , lifts the degeneracies and results in avoided-level crossings. We can describe this with the Hamiltonian

$$H(t) = -\frac{\varepsilon(t)}{2}\hat{A} - \frac{h}{2}\hat{B} - \frac{\Delta}{2}\hat{C}, \quad (92)$$

with \hat{A} , \hat{B} , and \hat{C} being 3×3 matrices; these can be expanded with Gell–Mann matrices (Kiselev *et al.*, 2013). Then, taking these matrices with the parameters, say, close to the ones of Ref. (Ashhab, 2016), we display in Fig. 15 several situations: (a) the “bow-tie” model, when all three levels (quasi-)intersect at one point, (b) the “equal-slope” model with the (avoided) crossing of the three levels in two points, and (c) the “triangle” model with three pairwise (quasi-)intersections. The most important aspect that distinguishes (c) from (a) and (b) is the possibility of interference during a single-passage dynamics. For example, there are two possible trajectories that lead from $|1\rangle$ to the left into $|3\rangle$ (or alternatively to $|1\rangle$) to the right in Fig. 15(c). This means that the final occupation probability is essentially defined by the phase difference between the two trajectories. Note that a three-level system can be described with spin-1 Hamiltonian, so all theory for both single- and multiple-passage problems can be extended from two-level systems to three-level ones (Zhang *et al.*, 2011).

Let us now consider previous work done for driven multilevel systems, here separating the subject into three topics.

Theory. From the above example of a three-level system, we can formulate a generalized LZSM problem for a multilevel system, for example, as follows: what is the occupation probability of a state $|j\rangle$ if starting from a state $|i\rangle$? More generally, the evolution can be described by the matrix S linking the final vector-state to an initial one (Shytov, 2004; Suzuki and Nakazato, 2022). Here, as for the evolution of a TLS, it is instructive and most common to consider either a single-passage problem or periodic evolution with multiple passages. The “bow-tie” model describes a quasi-intersection of N energy levels (Ostrovsky and Nakamura, 1997), while the “equal-slope” model is the (quasi-) intersection of the energy band, here with $N - 1$ levels, by one more level (Demkov and Osherov, 1968). The single passage for a “bow-tie” and “equal-slope” models is described by sequential pairwise- level crossings (Brundobler and Elser, 1993). As for a three-level system, for an N -level system, we can also have an extended “triangular” model, with several sequential crossings making trajectories meet (Demkov and Ostrovsky, 1995; Fai *et al.*, 2015). In this case, even for a single-passage evolution, we can take possible interference into account (Malla *et al.*, 2021; Ostrovsky *et al.*, 2007; Sinitsyn, 2015). Description of the S -matrix approach for the single-passage problems is reviewed in (Sinitsyn and Chernyak, 2017). As an extension of this, we can interpret the method of solving rate equations, which we consider in a separate subsection. This method is applicable to periodically driven systems, as shown by (Wen *et al.*, 2010), for the example of multilevel devices based on superconducting circuits (Berns *et al.*, 2008; Oliver and Valenzuela, 2009). Importantly, this latter approach takes a dissipative environment into account. An intuitive picture of open multilevel systems can be obtained by modeling the external environment by a harmonic oscillator (Ashhab, 2016). In the case of a weak interaction between N spins- $\frac{1}{2}$, the LZSM transitions can be described by a mean-field approach (Garanin, 2003).

Single passage in multilevel systems. Although a three-level system is useful as a prototypical model for introducing the features of multilevel systems, more realistic and widely used are those models with four levels. These describe coupled two-level systems or genuine four-level systems, such as double quantum dots with two electrons. The single passage problem with the four-level model was addressed, for instance, for two antiferromagnetically coupled tunneling systems, such as Mn_4 dimers (Garanin, 2004), Rydberg atoms (Mallavarapu *et al.*, 2021; Niranjan *et al.*, 2020), and quantum dots (Krzywda and Cywiński, 2020; Reynoso and Flensburg, 2012; Sinitsyn, 2002). Not only qubits, but also qutrits, can be coupled, as in Refs. (Grimaudo *et al.*, 2020, 2019), which demonstrates that such coupling is useful for entanglement control.

Multiple-passage transitions in multilevel systems. Periodically driven three-level systems may describe a qubit coupled with two microscopic systems (Sun *et al.*, 2010) or a superconducting charge qubit that is taking a higher energy level into consideration (Parafilo and Kiselev, 2018a). A three-level model for a driven system is convenient for describing the impact of the external noise (Band and Avishai, 2019; Kenmoe and Fai, 2016; Kenmoe *et al.*, 2013, 2015; Li and Cen, 2018). Periodically driven four-level systems are useful for describing the charge states of two particles in DQDs, as realized in (Chatterjee *et al.*, 2018; Mi *et al.*, 2018; Shi *et al.*, 2014) and described in (Pasek *et al.*, 2018; Shevchenko *et al.*, 2018; Zhao and Hu, 2021; Zhou *et al.*, 2021). A five-level model describes singlet-triplet states in spin-based DQDs (Chen *et al.*, 2017; Qi *et al.*, 2017; Stehlik *et al.*, 2016b), which was also addressed by (Ginzler *et al.*, 2020; Karami *et al.*, 2019; Zhao and Hu, 2018a). As a further development, triple quantum dots are being studied as well (Aers *et al.*, 2012; Gallego-Marcos *et al.*, 2016; Luczak and Bulka, 2016; Poulin-Lamarre *et al.*, 2015). These systems present more flexibility and controllability than DQDs while representing a minimal model for a chain of quantum dots, which can be considered a highly controllable quantum metamaterial (Rakhmanov *et al.*, 2008; Smirnov *et al.*, 2007). The interference effects, here appearing in periodically driven coupled qubits, were extensively studied by (Denisenko *et al.*, 2010; Gramajo *et al.*, 2017, 2018, 2021; Munyaev and Bastrakova, 2021; Satanin *et al.*, 2012).

V. QUANTUM CONTROL

To summarize what we discussed above, LZSM transitions act as a tool to control a TLS’s occupation; that is, to control single-qubit states and the states of multi-level systems. As our system is analogous to a two-slit layout, a single-passage process presents a beam splitter for the energy-level occupation probabilities where the ratio of splitting can be controlled. Besides creating the coherent superposition, repeated passage of the avoided-level crossing gives the option to control the quantum system energy-level occupation probabilities by varying the accumulated dynamical phase.

Having obtained information about quantum system, we can go further by studying opportunities for its control. In addition to other trends such as quantum simulation (Buluta and Nori, 2009; Georgescu *et al.*, 2014) and quantum sensing (Degen *et al.*, 2017), coherent quantum control can be viewed as another direction in quantum engineering. Since it is important for applications to have individual control of single quantum systems, we will present here studies of LZSM non-adiabatic transitions and interference for the quantum control of few-level natural and artificial quantum

systems.

A. Coherent control of microscopic and mesoscopic structures

The 2012 Nobel Prize in Physics was awarded for “experimental methods that enable measuring and manipulation of individual quantum systems”. To clarify, these systems were microscopic and consisted of atoms and photons. More recently, the variety of related quantum systems increased and also includes mesoscopic systems behaving as very large atoms (Buluta *et al.*, 2011). To demonstrate this, we present the following variety of systems and approaches where the underlying effective Hamiltonian can be readily modified or engineered and the coherent quantum control was studied in the frame of LZSM physics.

* In superconducting structures, the properties of non-adiabatic LZSM transitions can be used to control *superpositional states* in single qubits (Salmilehto and Möttönen, 2011) and the *entanglement* in coupled-qubit systems (Quintana *et al.*, 2013). Several techniques were developed: *amplitude spectroscopy* (Berns *et al.*, 2008), which is applicable to multi-level systems, where increasing the driving amplitude results in reaching more avoided-level crossings for a single driving frequency that may be orders of magnitude smaller than the energy scales being probed; *quantum phase tomography* (Rudner *et al.*, 2008), which is based on the Fourier transforms of the interferograms that provide additional visibility and information; *pulse imaging* (Bylander *et al.*, 2009), where the measured interferograms are used to image the actual wave form of the driving signal at the device, which in turn can be used to engineer the desired time evolution of a quantum system. These and other similar methods provide means to characterize and manipulate states of superconducting and other quantum systems.

* Quantum dots, which can be charge or spin qubits, can be controlled. The hyperfine interactions can be harnessed for quantum control in GaAs semiconductor quantum dots (Ribeiro *et al.*, 2010). The *visibility of quantum oscillations* can be increased by enhancing the adiabatic passage probability. For this purpose the researchers designed tailored pulses that combined both fast and slow rise-time ramps to minimize dissipation and enhance adiabaticity (Ribeiro *et al.*, 2013a).

* A qubit can be coupled to a bath of TLSs describing noise in quantum circuits. Properly driving such TLSs can help to dynamically decouple such systems, thus *reducing dielectric losses*. This was demonstrated with TLSs in deposited aluminum oxide by using it as the dielectric in a lumped-element LC-resonator (Matityahu *et al.*, 2019). Using LZSM interference in quantum dynamics can help to isolate a single particle (in a quantum dot) from a Fermi sea by closing a tunnel barrier (Kashcheyevs and Timoshenko, 2012). The sensitivity of LZSM transitions to the parameters of the dissipative environment makes them useful for *gauging a quantum heat bath* (Wubs *et al.*, 2006). Using repetitive transitions with underlying interference allows accurately obtaining all relevant information about complex influences. This was observed in Ref. (Forster *et al.*, 2014) on the example of a two-electron charge qubit defined in a lateral double quantum dot.

* In composite or hybrid systems, non-adiabatic transitions can bring a system from one state to desired state that might be entangled one (Li *et al.*, 2011). For a system of qubits *the transfer state between qubits* was studied with a photonic qubit (localized exciton in an optically active quantum dot) coupled to a spin qubit hosted in gate-defined quantum dots (Joecker *et al.*, 2019). For a hybrid system consisting of a qubit coupled to a photonic cavity, the transition results in the entanglement of the system and, the *generation of Schrödinger cat states* in the photonic cavity (Lidal and Danon, 2020).

* Adiabatic passages and nonadiabatic transitions in a macroscopic, cylindrically shaped water sample were studied using standard *nuclear magnetic resonance* (NMR) techniques with controlled linear ramping of the external magnetic field (Hürlimann *et al.*, 2020). The pulse sequence used in this experiment was the standard in NMR applications the Carr-Purcell-Meiboom-Gill sequence.

* The similarity between driven TLS dynamics and other processes can provide a basis for simulating these phenomena with a highly controllable TLS system. *The emulation of mesoscopic phenomena*, such as weak localization and universal conductance fluctuations, was demonstrated on a system of superconducting transmon qubits by (Gramajo *et al.*, 2020).

* Using the acquired phase of the wave function during single and repeated non-adiabatic transitions provides the basis for *optimal control theory* (Zhdanov and Seideman, 2015). Depending on the purpose (e.g., to obtain complete population transfer, which we will also address later), the driving signal can be tailored (Larocca *et al.*, 2018). The efficiency can be quantified with the methods of *quantum metrology*, and calculations of quantum Fisher information (Yang *et al.*, 2017).

* A driven TLS provides a testbed quantum thermodynamics (Ono *et al.*, 2020), where the non-adiabatic transitions serve to change states between different regimes. This was studied in Otto heat engines (Halpern *et al.*, 2019; Son *et al.*, 2021), and in calorimetric methods and measurements of work (Pekola *et al.*, 2013; Solinas *et al.*, 2013).

The following three subsections present specific chapters in the quantum control with LZSM transitions.

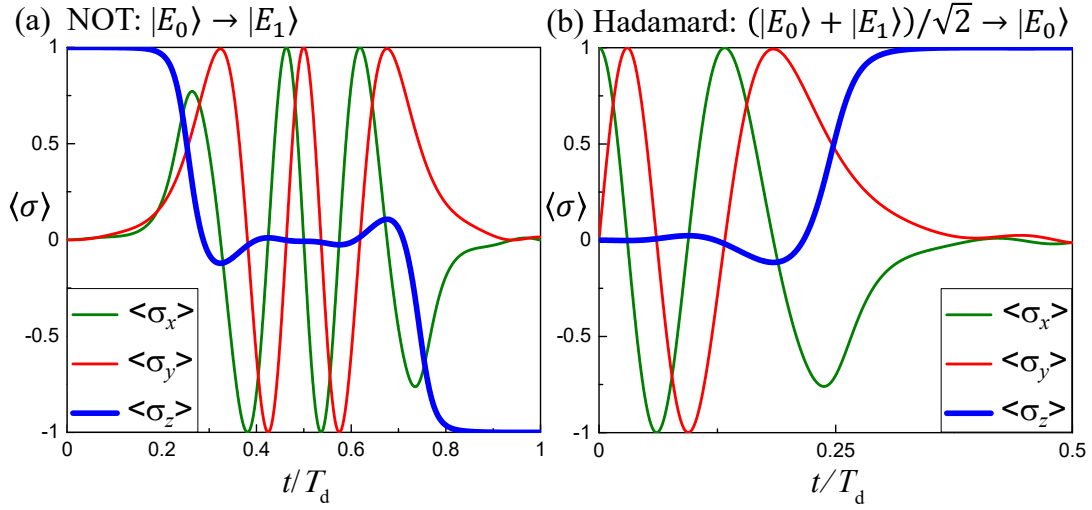


FIG. 16 **LZSM gates.** Dynamics of σ -matrix coefficients $\langle\sigma_{x,y,z}\rangle$, which define the position on the Bloch sphere, under $\varepsilon(t) = A\cos\omega t$ driving. (a) NOT gate, which is the transfer $|E_-\rangle \rightarrow |E_+\rangle$, Here as performed by two consecutive LZSM transitions. For this, we assume the constructive-resonance condition $\zeta + \tilde{\phi}_S = 2\pi n$ (this defines the amplitude A) and take the transition probability $\mathcal{P} = 0.5$. Specifically, we found $A = 3.8872\Delta$ and the frequency was defined from $\omega = -\pi\Delta^2 [2\hbar A \ln \mathcal{P}]^{-1}$. (b) Hadamard gate performed with the following parameters: $\mathcal{P} = 0.5$, $A = 4.309\Delta$, which is defined from the condition for destructive interference $\zeta + \tilde{\phi}_S = \frac{3\pi}{2} + 2\pi n$.

B. Universal single- and two-qubit control

Most often, quantum control (logic gates including) is associated with resonant driving that then results in Rabi oscillations. However, under resonant driving, certain limitations may arise, including achievable gate speed and nonidealities, such as counter-rotating terms (Campbell *et al.*, 2020; Longhi *et al.*, 2019; Vitanov *et al.*, 2003). Coherent LZSM interference allows for a complementary approach to quantum control based on nonresonant driving with the alternation of adiabatic evolution and nonadiabatic transitions. This enables ultrafast qubit gates that are controlled solely using baseband pulses, hence alleviating the need for pulsed-microwave control signals (Campbell *et al.*, 2020; Cao *et al.*, 2013; Li *et al.*, 2022; Ota *et al.*, 2018; Ryzhov *et al.*, 2021a; Zhang *et al.*, 2021).

Qubit evolution can be conveniently described by trajectories on the Bloch sphere. For this, the evolution matrices in the TM approach should be rewritten using the Euler-angle decomposition (Sillanpää *et al.*, 2006, 2007). First, to describe the nonadiabatic transition, we rewrite the N matrix from Eq. (28) in the form

$$N = \begin{pmatrix} \cos(\theta/2)e^{i\tilde{\phi}_S} & \sin(\theta/2) \\ -\sin(\theta/2) & \cos(\theta/2)e^{-i\tilde{\phi}_S} \end{pmatrix} = U_z(\phi_S) U_z(-\pi) U_x(\theta) U_z(\phi_S), \quad (93)$$

where $\sin^2(\theta/2) = \mathcal{P}$ and the matrices $U_{x,y,z}(\alpha) = \exp(-i\alpha\sigma_{x,y,z}/2)$ describe their respective rotations. The adiabatic evolution we have characterized with the z -rotation $U(t, t_i) = \exp(-i\zeta\sigma_z)$ in Eq. (25). Then, the single-passage evolution is described by UN , Eq. (31). The repetition of these can correspond to a one-period evolution (with doubly passing the avoided crossing), $\Xi = NU_2NU_1$, Eq. (42), or to an n -cycle evolution with Ξ^n in Eq. (49a). After writing this, we can equate the evolution matrix with the matrix for the Euler-angle decomposition $U(\alpha, \beta, \gamma) = U_z(\gamma)U_y(\beta)U_x(\alpha)$ (Landau and Lifshitz, 1965); as a result, we obtain the formulas for the designated rotation angles α, β, γ . With this, we can obtain a desired protocol and the parameters for single-qubit operations (Campbell *et al.*, 2020). Here, the important claim is that with the pure LZSM interference technique, we can obtain any rotation and, correspondingly, the efficient single-qubit and two-qubit control (Ribeiro *et al.*, 2010). This approach allows for defining the parameters for a desired evolution or a unitary logic gate and for analyzing the resonance conditions (Ashhab *et al.*, 2007).

As an illustrative example, consider first driving a TLS with pulses that result in a double passage of the avoided crossing (Cao *et al.*, 2013). This is described by the matrix $\Xi = NU_2NU_1$, here with the alternation of adiabatic evolution (z -rotation) and nonadiabatic transition with the N rotation matrix. We note that the rotation angles, both θ and $\tilde{\phi}_S$, are defined by the adiabaticity parameter δ and, consequently, by the passage velocity v . Hence, adjusting the pulse shape (which defines this velocity v), one can obtain any rotation and respective logic gate (Cao *et al.*, 2013). For a fixed velocity, the evolution is limited between the two trajectories defined by destructive and

constructive interference (Ota *et al.*, 2018). In Fig. 16(a) we demonstrate the NOT operation, which is the rotation around the x axis by the angle π . For this, we consider driving with a cosine pulse and choose the parameters to perform the NOT operation. Namely, we use $\mathcal{P} = 0.5$ and the total phase changing during one LZSM transition $\tilde{\phi}_S + \zeta = 2\pi n$ to have the constructive interference, see Eqs. (26, 29). As a result, one can perform a fast and robust NOT operation, which in Fig. 16(a) illustrates the transition from the ground state (logical 0) to the excited state (logical 1): $|E_-\rangle \rightarrow |E_+\rangle$.

Next, consider the Hadamard gate. As above, this can be implemented with the double-passage process. However, with the chosen value $\mathcal{P} = 0.5$, we can do this faster, here with a single-passage transition, which occurs during half the period. We illustrate this in Fig. 16(b). For performing the Hadamard gate, we use a single LZSM transition, with the total phase changing $\tilde{\phi}_S + \zeta = 3\pi/2 + 2\pi n$, resulting in $\{|E_-\rangle + |E_+\rangle\}/\sqrt{2} \rightarrow |E_-\rangle$. Hence, we have demonstrated two gates, and this can be supplemented by, for example, the phase gate to obtain the universal set of the single-qubit operations. The phase gate can be realized by $U_z(\zeta) = \exp(-i\zeta\sigma_z)$, which is idling (in the absence of driving).

In addition to single-qubit operations, two-qubit operations can also be done with LZSM transitions and interference. Two-qubit operations are conveniently demonstrated by the conditional phase gate or controlled-Z (CZ) gate between two qubits; four-level dynamics was studied by (Campbell *et al.*, 2020; Rol *et al.*, 2019) for superconducting qubits and by (Huang *et al.*, 2018) for Rydberg atoms. Similarly, another two-qubit operation—the controlled-NOT (CNOT) operation—can be realized (Ribeiro *et al.*, 2010; Wu *et al.*, 2021). Importantly, this approach allows for fast execution of the two-qubit operations with high fidelity. Provided one has single- and two-qubit operations, the next step could be the realization of algorithms.

The destructive interference can be harnessed to perform unitary transformations based on cyclic evolutions, which refers to the process where the state of the system returns to its original state after gate operations (Wang *et al.*, 2016). As a result of this evolution with destructive interference (CDT), the state vector accumulates the phase only. This phase acquired in the evolution contains both dynamic and geometric components; see the detailed and pedagogical explanations in the supplementary material of (Wang *et al.*, 2016), and for relations to the Berry phase, see (Bleu *et al.*, 2018; Lim *et al.*, 2015a,b). The geometric phase can be related to the solid angle subtended by the evolution curve on the Bloch sphere. This analysis opens up new ways of interpretation and control; this is called *geometric LZSM interferometry* (Gasparinetti *et al.*, 2011). Because we can perform any logic operations using this, it provides the instruments for *geometric quantum computation*. This is a promising approach to achieve robust control of a quantum system (Barnes *et al.*, 2022; Tan *et al.*, 2014; Zhuang *et al.*, 2021).

C. Shortcuts to adiabaticity

Two major aims of quantum control can be defined as either reaching a given target state or tracking the instantaneous ground state of a system during its evolution (Bason *et al.*, 2012). For each task, an optimum strategy can be designed based on requirements such as the highest possible fidelity, fastest possible operation, and so forth.

For illustration, the authors of Ref. (Bason *et al.*, 2012) considered both a shortcut protocol that reaches the maximum speed compatible with the Heisenberg uncertainty principle and the opposite limit of nearly perfectly following the instantaneous adiabatic ground state. For the LZSM-form Hamiltonian $H(t) = -\frac{\Delta(t)}{2}\sigma_x - \frac{\varepsilon(t)}{2}\sigma_z$, the authors designed a protocol that drives the system through avoided crossing in such a way that at the end of evolution, the final state $|\psi_{\text{fin}}\rangle$ is as close as possible to the adiabatic ground state $|E_-(t_{\text{fin}})\rangle$, which here aims to reach a unit's final fidelity $|\langle\psi_{\text{fin}}|E_-(t_{\text{fin}})\rangle|^2 = 1$. In general, there are infinitely numerous paths in Hilbert space connecting the initial state, for example, $|\psi_{\text{ini}}\rangle = |E_-(t_{\text{ini}})\rangle$ with the final one $|E_-(t_{\text{fin}})\rangle$. First, fixing $\Delta(t) = \text{const}$, minimizing the evolution time results in a problem known as the *shortcut to adiabaticity* (STA) (Chen *et al.*, 2021b; Guéry-Odelin *et al.*, 2019) or also by analogy with the equivalent classical case, “quantum brachistochrone.” Here, the minimum time for reaching the target state is known as the quantum speed limit time: $T_{\text{qsl}} = 2 \arccos |\langle\psi_{\text{fin}}|\psi_{\text{ini}}\rangle|/\Delta$. In the opposite formulation, aiming at perfect following the ground state $|E_-(t)\rangle$ is known as the *counteradiabatic* protocol (Demirplak and Rice, 2003) or *superadiabatic* protocol (Berry, 2009). Details of this transitionless adiabatic are considered below.

As mentioned, there are two major routes for manipulating the state of a quantum system with interacting fields: either using resonant pulses or adiabatic methods (Chen *et al.*, 2010). The most popular methods for efficient population transfer are the adiabatic rapid passage (ARP; sometimes RAP), chirped-pulse excitation or Stark-chirped RAP (SCRAP), and stimulated Raman adiabatic passage (STIRAP) (Goswami, 2003; Vitanov *et al.*, 2001; Wei *et al.*, 2008). The latter technique permits the precise control of population transfer using partially overlapping pulses, from pump and Stokes lasers (Bergmann *et al.*, 1998). In its simplest form, for a three-level system, the pump pulse links the initial state $|1\rangle$ with an intermediate state $|2\rangle$, which, in turn, interacts via a Stokes (or dump) pulse with a target state $|3\rangle$; the aim of this pump–dump technique is to achieve complete transfer of a population between states $|1\rangle$ and $|3\rangle$. The STIRAP technique can be interpreted as pairs of LZSM transitions in the areas of avoided crossings of

quasienergies (Malinovsky and Krause, 2001; Yatsenko *et al.*, 1998). If the avoided crossing is passed repeatedly, the interference has to be taken into account (Vitanov, 2018). This was also analyzed by (Zhang and Liu, 2019), in which the nonadiabatic transitions were quantified by the upper-bound function, hence providing the optimal criteria for adiabatic control. In relation to our previous discussion on the interrelation between LZSM interference and multi-photon processes, coherent population transfer can also be described as multi-photon ARP (Maeda *et al.*, 2006). The ARP strategy can be used for a high-quality source of single photons that are emitted because of spontaneous emission from the excited state, which is robust against control errors and environmental fluctuations (Miao and Zheng, 2016b).

To understand the idea of counter-diabatic driving, consider this, following (Demirplak and Rice, 2003) and (Theisen *et al.*, 2017): let our arbitrary n -level system be described by the Hamiltonian $H(t)$, and let $U(t)$ be a time-dependent unitary transformation that makes the matrix $U(t)H(t)U^\dagger(t)$ diagonal; it consists of the eigenvectors of $H(t)$. Consider now the full Hamiltonian $\tilde{H}(t) = H(t) + H_{\text{CD}}(t)$. Then, retaining the definition of $U(t)$, consider the new Hamiltonian after such transformation

$$\tilde{H}' = U\tilde{H}U^\dagger - i\hbar U\dot{U}^\dagger = UHU^\dagger + (UH_{\text{CD}}U^\dagger - i\hbar U\dot{U}^\dagger). \quad (94)$$

Because a priori, UHU^\dagger is diagonal, then the condition

$$H_{\text{CD}} = i\hbar\dot{U}^\dagger U \quad (95)$$

guarantees that at all times, the population, which was placed initially in one of the adiabatic states, remains exactly in that particular state.

Alternatively, the counter-diabatic Hamiltonian $H_{\text{CD}}(t)$ can be written following (Berry, 2009) in terms of the instantaneous eigenvalues $E_n(t)$ and eigenstates $|\psi_n(t)\rangle$ of the system Hamiltonian $H(t)$

$$H_{\text{CD}} = i\hbar \sum_{m \neq n} \sum_n \frac{|\psi_m\rangle \langle \psi_m| \dot{H} |\psi_n\rangle \langle \psi_n|}{E_n - E_m}. \quad (96)$$

Consider this for a TLS with a generic Hamiltonian $H(t) = -\frac{\Delta(t)}{2}\sigma_x - \frac{\varepsilon(t)}{2}\sigma_z$. This is written in the diabatic (time-independent) basis $\{|0\rangle, |1\rangle\}$, and the transformation to the instantaneous basis $\{|E_-(t)\rangle, |E_+(t)\rangle\}$ is defined by the angle $\theta(t) = \arctan \frac{\Delta(t)}{\varepsilon(t)}$. Then, Eq. (96) gives

$$H_{\text{CD}}(t) = \frac{\hbar}{2} \dot{\theta}(t) \sigma_y. \quad (97)$$

We emphasize that this formula is valid for any $\Delta(t)$ and $\varepsilon(t)$, as a result leaving the system in an eigenstate of $H(t)$. In particular, for the linear LZSM problem, with $\dot{\Delta} = 0$ and $\dot{\varepsilon} = v$, we obtain

$$\tilde{H}(t) = -\frac{\Delta}{2}\sigma_x - \frac{vt}{2}\sigma_z + \frac{v\Delta}{\Delta^2 + v^2t^2}\sigma_y. \quad (98)$$

Note that the time integration of $\dot{\theta}(t)$ from $-\infty$ to ∞ gives π so that $\dot{\theta}(t)$ represents a π -pulse (Theisen *et al.*, 2017). More generally, for pulse areas equal to odd multiples of π , a complete population transfer to the excited state takes place, whereas for pulse areas equal to even multiples of π , the system returns to the initial state (Vitanov *et al.*, 2001).

Therefore, for a perfect adiabatic following the nonadiabatic transitions should be suppressed, for which the LZSM model is central for testing control protocol. This was discussed for TLSs (Ahmadinouri *et al.*, 2019; Chen *et al.*, 2010; Funo *et al.*, 2021), for three-level systems (Theisen *et al.*, 2017), and for n -level ones (Poggi *et al.*, 2015; Xu *et al.*, 2018). In particular, it is possible to approximately decompose the transitionless quantum driving into the sum of separate single-crossing corrections (Theisen *et al.*, 2017). Analysis of the adiabatic condition can help further improve the coherent population transfer, resulting in tangent-shaped pulses (Xu *et al.*, 2019a).

In some cases, it is possible to reach diabaticity by excluding the σ_y component by certain system-specific transformation (Bason *et al.*, 2012) or by applying additional fast and strong oscillating terms to a linear one, as in $\varepsilon(t)$ (Chasseur *et al.*, 2015). Indeed, as it was scrutinized by (Petiziol *et al.*, 2018), adding a fast oscillation in the control parameters can approximately (to arbitrary precision) cancel nonadiabatic effects. Hence, with this, transitionless dynamics can be realized for finite-dimensional quantum systems without requiring additional Hamiltonian components that are not included in the initial control setup; this was further developed for single and coupled qubits (creating entanglement between them), as well as for three-level systems (Petiziol *et al.*, 2019, 2018; Petiziol and Wimberger, 2019).

The techniques of population transfer that we considered here were tested and developed for diverse physical realizations: atoms and molecules controlled by lasers (Vitanov *et al.*, 2001), Bose–Einstein condensate (Bason *et al.*, 2012), Rydberg states (Shi *et al.*, 2016), photonic structures (Longhi, 2009) (see therein for classical analogies), NMR (Herrera *et al.*, 2014), electron spin of a single NV center in diamond (Zhang *et al.*, 2013), electron spin in a QD (Shafiei *et al.*, 2013) (see for chirping back and forth resulting in a double-passage dynamics), ensemble of QDs to demonstrate an ideal molecular switch with the LZSM formalism (Kaldewey *et al.*, 2018), superconducting qubits (Wei *et al.*, 2008), and topologically protected edge states in a dimeric spin chain (Longhi *et al.*, 2019).

D. Adiabatic quantum computation

Adiabatic quantum computation (AQC) is an approach to quantum computing that is an important alternative to the standard circuit (gate) model. In principle AQC is expected to be as powerful as the circuit model of quantum computation (Albash and Lidar, 2018; Ashhab *et al.*, 2006). The former is not very sensitive to dephasing, yet the huge cost of this approach is the lack of universality and problems with accurate calculations (Zagoskin, 2011). AQC is best suited for optimization problems, where the requirement is to find the global minimum of a cost function. In AQC, the computation proceeds from a simple initial Hamiltonian H_i , whose ground state is easy to prepare, to a final Hamiltonian H_f , whose ground state encodes the solution to the computational problem. Hence, the task is to find the ground state of H_f , whose unknown eigenvalues determine the cost function. The evolution is described by the Hamiltonian

$$H(s) = (1 - s)H_i + sH_f, \quad (99)$$

so that at $t = 0$ with $s = 0$, we start from H_i , and at the end of computation at $t = t_f$ with $s = 1$, we have the desired final Hamiltonian H_f (Cullimore *et al.*, 2012). The eigenvalues and eigenstates of the Hamiltonian $H(s)$ describing a system of M qubits are given by $H(s)|\varphi_m(s)\rangle = E_m(s)|\varphi_m(s)\rangle$, with m ranging from 0 to $2^M - 1$. The suitable figure of merit is the closeness of the state vector $|\psi(s)\rangle$ at the end of the evolution to the desired state $|\varphi_0(s)\rangle$. This is quantified by the success probability $|\langle\varphi_0(1)|\psi(1)\rangle|^2$.

For adiabatic evolution, the cornerstone of this is the adiabatic theorem, which assumes no LZSM transitions (Johansson *et al.*, 2009). The avoided crossings are defined by the minima of $\Delta E(s) = E_1(s) - E_0(s)$. Hence, in the vicinity of these minima, the low-energy Hamiltonian is equivalent to the one describing two wells that are connected by a tunneling rate and detuned from each other by a bias (Wild *et al.*, 2016). In this case, LZSM transitions are usually considered a nuisance for AQC (Grajcar *et al.*, 2005). Also, LZSM theory tells us that, akin to a double-slit experiment, two consecutive transitions (at the minima of $\Delta E(s)$) can generate interference effects (Munoz-Bauza *et al.*, 2019).

Therefore, studying LZSM physics in an open system with the Hamiltonian $H(s)$ can help minimize undesired nonadiabatic transitions (Wild *et al.*, 2016). Because, on the one hand, the system has to evolve adiabatically slow to avoid nonadiabatic transitions and, on the other hand, we want to make the calculations faster, there are several ways to satisfy these two conflicting requirements. For this, we must make the control of the feedback in calculations, monitoring the curvature of the ground state $E_0(s)$. Then, the feedback-control scheme speeds up the computation process by allowing for faster evolution of $s(t)$ when the ground state is well separated from the excited one (Wilson *et al.*, 2012). Alternatively, the success probability can be increased by tailoring the driving pulses (Karanikolas and Kawabata, 2020). These quantum annealing protocols, called pulsed quantum annealing, are reached by optimizing the pulse parameters. Also, in the context of AQC, an additional periodic drive can be applied to suppress control errors by using a destructive LZSM interference, which is known as CDT (Atia *et al.*, 2019).

Because the minimal gap between the ground and first excited state can decrease with an increasing number of qubits M , in general, the probabilities of nonadiabatic transitions are nonzero and should be taken into account (Santoro, 2002). Then, the question arises regarding how far the evolution can deviate from the ground state and still obtain useful results. Taking these into account results in the *approximate AQC*. Particularly, estimating the efficiency in this case, here for a large number of possible interlevel transitions, can be done by using the analogy of the evolution with the standard *random walk* (Zagoskin, 2011). Indeed, let us denote by $N \gg 1$ the average number of the avoided-level crossings per one energy level, by $\kappa = sN$ an estimate number of the avoided-level crossings, by $q = q(n, \kappa)$ the probability of finding the system in the eigenstate $|\varphi_n(s)\rangle$, and by p the average LZSM transition probability. Then, assuming $n \gg 1$, after passing an avoided-level crossing, the system can be found in the n -th state if either it stays in this state or if it underwent a nonadiabatic transition from a neighboring energy level:

$$q(n, \kappa + 1) = (1 - p)q(n, \kappa) + \frac{p}{2} [q(n - 1, \kappa) + q(n + 1, \kappa)]. \quad (100)$$

This is almost the equation for the standard random walk (Zagoskin, 2011), which allows us to use standard methods to describe the *statistics of multiple LZSM transitions in a multilevel system*. For instance, the final dispersion reads

$$\left\langle (n - n_0)^2 \right\rangle_{s=1} = pN, \quad (101)$$

which is proportional to the average transition probability p and the average number of quasicrossings N . Furthermore, we note that for a linear bias, $s = t/t_f$, the driving velocity v is inversely proportional to the evolution duration t_f . Then, the LZSM probability gives the estimation for the accuracy of the approximate AQC:

$$\sqrt{\langle \Delta n^2 \rangle} \propto \exp(-\alpha t_f), \quad (102)$$

which is defined by the exponential dependence on t_f with some nonuniversal rate α .

VI. RELATED CLASSICAL COHERENT PHENOMENA

On many occasions, the similarities between classical wave optics and quantum wave mechanics have been highlighted (Dragoman, 2004; Longhi, 2009). In particular, in our context, we can find numerous examples in the literature where nonadiabatic transitions between classical states have been interrelated with the LZSM physics. Some examples that can be mapped to the precession of a spin-1/2 particle exhibiting LZSM-type nonadiabatic transitions between two states, modes, and so forth include the following: transformation of electromagnetic waves (Bliokh and Grinyok, 2001; Zheleznyakov *et al.*, 1983), topological boundary states in the acoustic waveguides (Chen *et al.*, 2021a,c), two coupled photonic crystal nanocavities (forming a photonic molecule) that are tuned by RF surface acoustic waves (Kapfinger *et al.*, 2015), magnetoresistance in quasi-one-dimensional organic conductors (Cooper and Yakovenko, 2006), the mixing of two tones in a ferrimagnetic sphere resonator (Mathai *et al.*, 2020), optical modes coupled by a moveable membrane in optomechanical systems (Jiang *et al.*, 2020; Wu *et al.*, 2013), and a rolling sphere on a Cornu spiral (Rojo and Bloch, 2010). In these systems, different realizations of classical analogues of Rabi oscillations and LZSM transitions and interference were demonstrated.

To be specific, in this section, we demonstrate that a system of two weakly coupled resonators can be described analogously to a quantum TLS. Namely, we demonstrate that under appropriate conditions, the Newton equations for this classical system are reduced to an equation formally analogous to Schrödinger equation for a TLS. As a consequence, the classical system can display a classical analogue of LZSM transitions and interference. In addition, any physical system that can be mapped on a two-resonator system could behave similarly. In Fig. 17, we demonstrate a variety of such systems (Ivakhnenko *et al.*, 2018).

From Newton to Schrödinger. Therefore, we consider how the classical Newton equations for two coupled resonators can be mapped to the Schrödinger equation for a quantum TLS. Here, we follow Refs. (Frimmer and Novotny, 2014; Novotny, 2010). Consider the system of classical Newton equations for two weakly coupled oscillators A and B , Fig. 17(b),

$$\begin{cases} m_A \ddot{x}_A + \gamma_A \dot{x}_A + k_A x_A + k_c (x_A - x_B) = 0, \\ m_B \ddot{x}_B + \gamma_B \dot{x}_B + k_B x_B + k_c (x_A - x_B) = 0, \end{cases} \quad (103)$$

where $x_{A,B}$ are the coordinates, $m_A = m_B = m$ are the masses, $\gamma_A = \gamma_B = \gamma$ are the damping coefficients, $k_{A,B}$ are the spring coefficients, and k_c is a coupling coefficient that is assumed to be weak, $k_c \ll k_{A,B}$. To obtain an analogy with a quantum TLS, we choose the excitation in the form $k_{A,B} = k_0 \pm \Delta k(t)$ with $\Delta k \ll k_0$. We denote the interaction-shifted eigenfrequency $\Omega_0^2 \equiv k_0 + k_c/m$ and rewrite this system of the classical Newton equations in matrix form, here using Pauli matrices:

$$\left(\frac{d^2}{dt^2} + \frac{\gamma}{m} \frac{d}{dt} + \Omega_0^2 \right) \begin{bmatrix} x_A \\ x_B \end{bmatrix} - \left(\frac{k_c}{m} \sigma_x + \frac{\Delta k(t)}{m} \sigma_z \right) \begin{bmatrix} x_A \\ x_B \end{bmatrix} = 0. \quad (104)$$

We use the ansatz

$$\frac{\tilde{x}_{A,B}(t)}{x_0} = \psi_{A,B} \exp(i\Omega_0 t), \quad x_{A,B} = x_0 \text{Re } \tilde{x}_{A,B}. \quad (105)$$

Here, x_0 is the initial deviation of the springs, which is used to normalize $\tilde{x}_{A,B}$. We obtain the equation

$$\left(\frac{d^2}{dt^2} + (\gamma + 2i\Omega_0) \frac{d}{dt} + i\Omega_0 \gamma \right) \begin{pmatrix} \psi_A \\ \psi_B \end{pmatrix} - \left(\frac{k_c}{m} \sigma_x + \frac{\Delta k(t)}{m} \sigma_z \right) \begin{pmatrix} \psi_A \\ \psi_B \end{pmatrix} = 0. \quad (106)$$

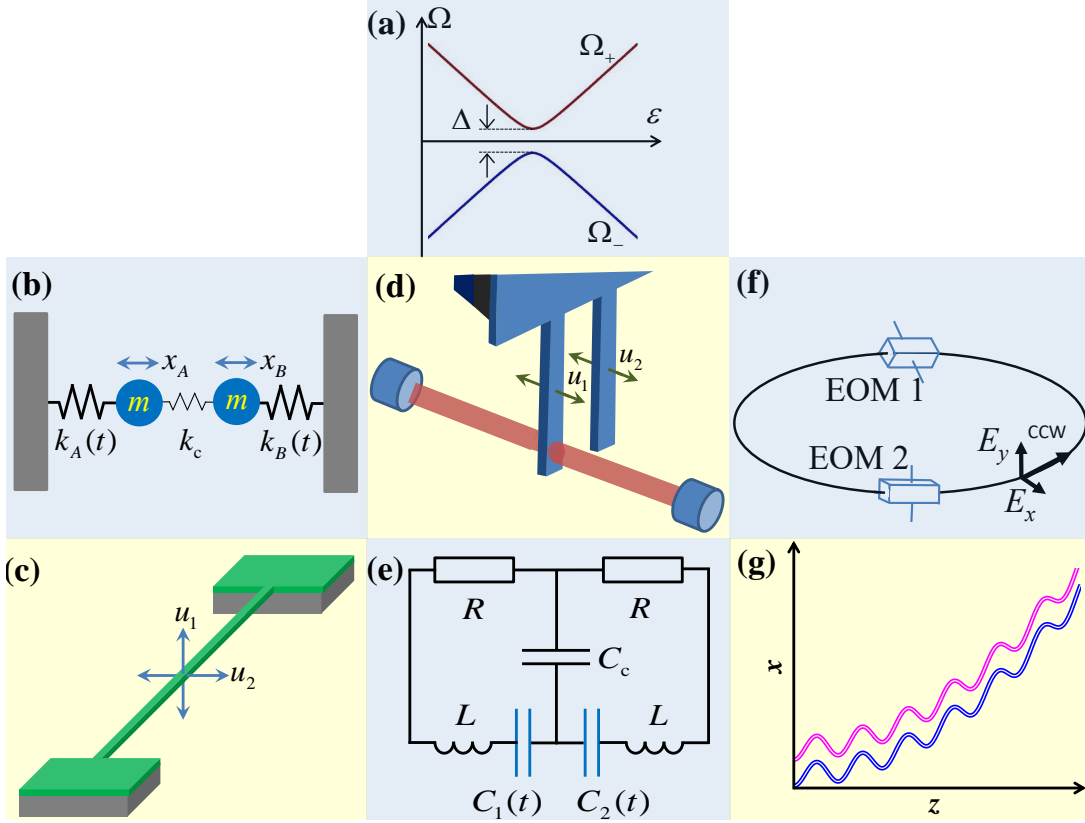


FIG. 17 **Different classical systems that behave analogously to quantum TLSs.** In (a) the two eigenfrequencies, Ω_{\pm} are shown to depend on the bias ε and display avoided-level crossing at $\varepsilon = 0$ with a minimal distance Δ . (b-g) Several possible classical systems that have the eigenfrequencies as in (a). Namely, (b) two weakly coupled spring oscillators (Frimmer and Novotny, 2014), (c) two-mode nano-beam (Faust *et al.*, 2012; Seitner *et al.*, 2016), (d) optomechanical system with two cantilevers, one of which is coupled with an optical cavity (Fu *et al.*, 2016, 2018), (e) two coupled electrical resonators (Alzar *et al.*, 2002; Muirhead *et al.*, 2016), (f) two polarization modes of light propagating in the counter-clockwise (ccw) direction tuned by the electro-optic modulators, EOM1 and EOM2, with the tuning parameter being the electric field inside EOM1 (Beijersbergen *et al.*, 1992; Spreuw *et al.*, 1990), and (g) two coupled curved waveguides in which an electromagnetic wave is spread between them (Liu *et al.*, 2019; Longhi, 2009).

We can simplify this equation by using two assumptions

$$\gamma \ll \Omega_0 \quad \text{and} \quad k_c, \Delta k \ll k_0. \quad (107)$$

The former assumption of small dissipation allows for neglecting γ in comparison with Ω_0 . The latter assumption, together with the ansatz (105), allows to use the slowly varying envelope approximation, which consists of neglecting the second derivative. This means that $\psi_{A,B}$ have small changes during the time span $2\pi/\Omega_0$; in other words, the characteristic evolution rate for $\psi_{A,B}$ is much smaller than Ω_0 . Also, the assumption $\Delta k \ll k_0$ means that we cannot reach a fast transition, where $v \rightarrow \infty$ and $|\psi_A^2(t)| \rightarrow \theta(t)\mathcal{P}$. After using these assumptions, we obtain a Schrödinger-like equation

$$i \frac{d}{dt} |\psi\rangle = H(t) |\psi\rangle - i \frac{\gamma}{2} |\psi\rangle, \quad (108)$$

where $|\psi\rangle = (\psi_A, \psi_B)^T$, $H(t)$ is the Hamiltonian of Eq. (1) with

$$\Delta = \frac{k_c}{m\Omega_0} \approx \frac{k_c}{\sqrt{mk_0}}, \quad \varepsilon(t) = \frac{\Delta k(t)}{m\Omega_0} \approx \frac{\Delta k(t)}{\sqrt{mk_0}}. \quad (109)$$

Much like qubits, the mechanical resonators can be driven via $\Delta k(t)$, so that to have both an offset and a periodical excitation, we have $\varepsilon(t) = \varepsilon_0 + A \cos \omega t$. Note that the problem of Eq. (108) can be described in terms of a non-Hermitian Hamiltonian (Shen *et al.*, 2019).

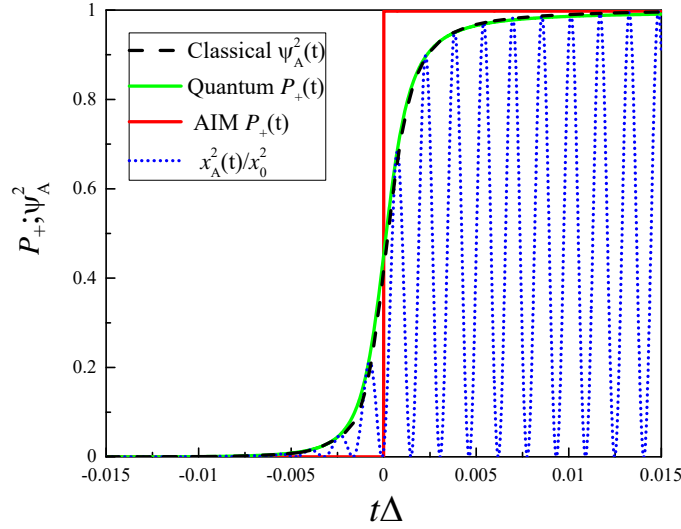


FIG. 18 **Single-passage transition in classical and quantum cases.** We compare the solutions of the classical Newton equations, Eq. (104), Schrödinger equation, and Eq. (13) for a LZSM transition. For illustration purposes, we take the parameters so that the final excitation probability is close to unity, $\mathcal{P} \approx 1$. The classical transfer of energy from one harmonics to another is given by the black line $|\psi_A^2(t)|$, which virtually coincides with the quantum upper-level occupation probability $P_+(t)$, which is the green line. Furthermore, the red curve shows the AIM, which is considered above and is given here by $\theta(t)\mathcal{P}$; the blue curve shows the classical oscillations $x_A^2(t)/x_0^2$.

In the absence of dissipation, $\gamma = 0$, equation (108) formally coincides with the Schrödinger equation for a TLS, Eq. (13), in the natural measuring system, that is, assuming $\hbar = 1$. Dissipation can be eliminated by the substitution of $|\psi\rangle = |\bar{\psi}\rangle \exp(-\frac{\gamma}{2}t)$, then, the classical Schrödinger-like equation (108) becomes $i\frac{d}{dt}|\bar{\psi}\rangle = H(t)|\bar{\psi}\rangle$. In addition, the “density matrix” can be introduced as $\rho = |\psi\rangle\langle\psi|$, where $\langle\psi| := (\psi_A^*, \psi_B^*)$. Then, for the derivative, we obtain

$$\dot{\rho} = -i[H, \rho] - \gamma\rho. \quad (110)$$

This coincides with the Bloch equation for a TLS, Eq. (83), including the Hamiltonian $H(t)$, importantly, if we assume therein $\hbar = 1$ and with equal relaxation rates, $T_1 = T_2 = 1/\gamma$.

This means that we can use the same methods for solving the classical and quantum systems. Interestingly, historically, the system of nonadiabatic transitions between two states was first studied and developed for a quantum TLS, and only later it was recognized there have a its classical doppelgänger. Particularly, the theory by Zener helps describe the coupled pendulums in Ref. (Maris and Xiong, 1988).

In a system of two coupled classical oscillators, two eigenfrequencies are analogous to the two energy levels for the quantum TLS; these are the eigenvalues of the Hamiltonian above

$$\Omega_{\pm} = \pm\sqrt{\Delta^2 + \varepsilon_0^2}. \quad (111)$$

The probability of the occupation of the energy levels in the quantum TLS is analogous to the squared amplitude of the oscillations $|\psi_{A,B}|^2$; in other words, it is proportional to the amount of energy in that oscillation mode. To further demonstrate the similarity of the classical problem to its quantum analogue, in Fig. 18, we consider a single-passage LZSM-like transition with $\varepsilon(t) = vt$ and take the following parameters: $\Delta_c/k_0 = 5 \times 10^{-4}$ for the classical case and $\delta = \delta_{cl} \equiv k_c^2/4v = 3.57 \times 10^{-4}$ for both cases. This demonstrates that under the conditions (107), the classical envelope $|\psi_A(t)|^2$ corresponds to the quantum occupation probability $P_+(t)$.

Coherent phenomena in classical mechanical systems were reliably demonstrated experimentally; see the caption of Fig. 17. In particular, LZSM interferometry was realized with mechanical resonators in Refs. (Seitner *et al.*, 2017) and (Zhou *et al.*, 2019). For further theoretical study of such processes, see Refs. (Chotorlishvili *et al.*, 2011; Parafilo and Kiselev, 2018b; Parafilo *et al.*, 2012; Villazon *et al.*, 2019).

Engineered photonic waveguides. Curved waveguides have recently provided a rich laboratory tool to visualize quantum coherent phenomena with classical optical waves in the spatial domain (Longhi, 2009). To understand how this becomes possible, consider the propagation of monochromatic light waves of wavelength λ along a curved waveguide structure. This could be a single waveguide, coupled ones, or multiple waveguides (Liu *et al.*, 2019; Longhi, 2009; Morales-Molina and Reyes, 2011; Reyes *et al.*, 2012). Let the waveguide structure be planar, in the plane (x, z) ;

see Fig. 17(g). There, z is the paraxial propagation distance, the axis bending profile n_s , and the refractive index profile of the guiding structure $n(x)$, $\omega = kc_0$. Using the scalar and paraxial approximations, we can write the electric field amplitude as $\psi(x, z) \exp[i(kn_s z - \omega t) + c.c.]$, where the slow-varying field envelop ψ is described by the paraxial wave equation

$$i\lambda \frac{\partial \psi}{\partial z} = -\frac{\lambda^2}{2n_s} \frac{\partial^2 \psi}{\partial x^2} + U(x)\psi, \quad (112)$$

with $\lambda = \lambda/2\pi$ and $U(x) = [n_s^2 - n^2(x)]/2n_s \simeq n_s - n(x)$. This equation, Eq. (112), can be formally written in the form of a 1D Schrödinger equation with the following substitutions: $\lambda \rightarrow \hbar$, $n_s \rightarrow m$, and $z \rightarrow t$. Furthermore, the eigenmodes of two coupled waveguides can be described by a Hamiltonian formally analogous to the one of a driven TLS (Liu *et al.*, 2019).

To conclude, electromagnetic waves propagating along waveguides have different advantages, such as long coherent lengths and high control in preparation and measurement in a room temperature environment. Given the Maxwell equation for these takes the form of Schrödinger equation and the interwaveguide interactions are analogous to the interaction between the quantum states, the light propagating along curved waveguides (namely, its intensity distributions) in the spatial domain can simulate quantum driven dynamics in the time domain (Liu *et al.*, 2019; Longhi, 2009; Shen *et al.*, 2019).

VII. CONCLUSION

An avoided-level crossing is described by the LZSM model, which includes adiabatic evolution, nonadiabatic transitions, and quantum interference. We considered this by starting from the original LZSM works. It was demonstrated that this evergreen problem provides important tools for characterizing and controlling quantum systems.

Detailed consideration of the works by Landau, Zener, Stückelberg, and Majorana has demonstrated that the nonadiabatic transitions should be attributed to all four names. When presenting these four approaches here, we wanted not only to attract researchers' attention to this, but to make these diverse approaches easily accessible and clear for modern readers. We focused on Zener's approach because this describes both the final wave function, including its phase, and the dynamics. Zener's approach can be developed to describe a few or many times passing of avoided-level crossing, providing the basis for the AIM in terms of the transfer matrices.

In describing single- and multiple-passage problems, we supplemented previous works and the review article (Shevchenko *et al.*, 2010). In that review article, besides theory, mainly experiments with superconducting quantum systems were described. Here, we presented many more works, particularly the ones that have appeared since then, including on semiconducting systems, graphene, ultracold gases, and other systems.

LZSM single and multiple transitions display rich physics of quantum systems, both on microscopic and mesoscopic scales. Related physics can be harnessed for the quantum systems characteristics (interferometry) and control of their states. Classical systems can also display analogous phenomena.

Acknowledgments

We acknowledge the useful discussions with S. Ashhab, S. Esposito, M.F. Gonzalez-Zalba, P. Hommelhoff, P. Kofman, M. Liul, K. Ono, A. Ryzhov, and A. Sotnikov. The research of O.V.I. and S.N.S. was sponsored by the Army Research Office and was accomplished under Grant Number W911NF-20-1-0261. O.V.I. was supported by the RIKEN Short-term International Program Associates (IPA). S.N.S. was partially supported by Grant No. 2/21-H from the NAS of Ukraine. F.N. is supported in part by: Nippon Telegraph and Telephone Corporation (NTT) Research, the Japan Science and Technology Agency (JST) [via the Quantum Leap Flagship Program (Q-LEAP), and the Moonshot R&D Grant Number JPMJMS2061], the Japan Society for the Promotion of Science (JSPS) [via the Grants-in-Aid for Scientific Research (KAKENHI) Grant No. JP20H00134], the Army Research Office (ARO) (Grant No. W911NF-18-1-0358), the Asian Office of Aerospace Research and Development (AOARD) (via Grant No. FA2386-20-1-4069), and the Foundational Questions Institute Fund (FQXi) via Grant No. FQXi-IAF19-06.

Appendix A: LZSM transition probability

Here, we present four ways to derive the LZSM formula, Eq. (7), following the four classics. In our presentation of the material, we try to balance between following the original works and making the derivations clear for a broad audience. For this sake, some derivations are simplified and some notations changed. Readers interested in the original works can find them in Refs. (Landau, 1932a,b; Majorana, 1932; Stückelberg, 1932; Zener, 1932) and translated into English in Refs. (Cifarelli, 2020a; Haar, 1965; Stueckelberg, 1970). Putting these in one context, we can see the interrelation between the approaches. For example, C. Zener and E. Majorana have solved the very same differential equation of the second order, both by referring to the same book “Modern Analysis” (Whittaker and Watson, 1920), but the former made use of the special functions, while the latter did the Laplace transform. Also, while following LZSM papers, we will make several remarks; for example, we will not only be interested in the upper-level excitation probability, but also in the changes of the wave function phase, which is important for the quantum-mechanical interference.

1. With near-adiabatic limit (Landau)

First, we consider a problem about the LZSM transition following L.D. Landau based on two of his original papers (Landau, 1932a,b), which have been translated into English in (Haar, 1965), and the textbook (Landau and Lifshitz, 1965). This derivation of the LZSM formula is arguably the simplest one.

Consider a slowly varying (with $v \ll \Delta^2/\hbar$) time-dependent Hamiltonian (1). For describing the adiabatically slow variations, one can consider time t as a parameter and the system dynamics as being described by the Schrödinger equation

$$H(t) |\psi(t)\rangle = E |\psi(t)\rangle. \quad (\text{A1})$$

We substitute the wave function (3) in the Schrödinger equation (A1) and obtain

$$(H - E) \begin{pmatrix} \alpha \\ \beta \end{pmatrix} = -\frac{1}{2} \begin{pmatrix} vt + 2E & \Delta \\ \Delta & -vt + 2E \end{pmatrix} \begin{pmatrix} \alpha \\ \beta \end{pmatrix} = 0. \quad (\text{A2})$$

For a nontrivial solution of this matrix system of equations, we need to equate the matrix determinant to zero. As a result, we obtain the two energy levels of this TLS

$$E_{\pm}(t) = \pm \frac{1}{2} \sqrt{\Delta^2 + \varepsilon(t)^2} = \pm \frac{1}{2} \sqrt{\Delta^2 + (vt)^2} \equiv \pm \frac{\Delta E(t)}{2}. \quad (\text{A3})$$

For the slow excitation ($v \ll \Delta^2/\hbar$), it is assumed that the evolution is adiabatic everywhere except for the avoided-crossing region. Then, we determine the probability of the upper-energy-level occupation $P_+(t \rightarrow +\infty)$, provided that the system was initially in a ground state $|0\rangle$, which means $P_-(t \rightarrow -\infty) = 1$. Slow perturbation leads to the fact that at large times of the “transition process” a change of the action $S = \int E(t)dt$ is large. This means that our problem has the quasi classical character of the dynamics and it is fully analogous to the task about the over-barrier reflection. Note that we have the quasiclassical wave function by time, not by coordinate. Therefore, the avoided-crossing region determines the transition probability between the energy levels. In this region, the energy levels do not have an intersection in real space, but they have an intersection in complex space, so the equation $E_+(t_0) = E_-(t_0)$ is fulfilled at $t_0 = \pm i\Delta/v$. Therefore, we can obtain the probability of the transition by following §53 in Ref. (Landau and Lifshitz, 1965):

$$P_+ = \exp \left(-\frac{2}{\hbar} \text{Im} \int_0^{t_0} [E_+(t) - E_-(t)] dt \right). \quad (\text{A4})$$

Using the substitution $u = vt/\Delta$, we obtain the integral

$$\int_0^{t_0} \Delta E(t) dt = \frac{\Delta^2}{v} \int_0^i \sqrt{1 + u^2} du = i \frac{\pi \Delta^2}{4v}. \quad (\text{A5})$$

As a result, we obtain the excitation probability of the TLS for the linear perturbation, $P_+ = \mathcal{P} = e^{-2\pi\delta}$, which is Eq. (7).

In fact, in the original paper (Landau, 1932b), in the r.h.s. of the formula (A4), there should be a prefactor $C \sim 1$. This happened to be exact unity for the LZSM formula, as we can see from each of the three following subsections.

The formula (A4) is very convenient for calculating the single-transition probability for any bias signal, and we consider this in the main text for nonlinear drive. Because the approach by Landau was generalized in Refs. (Davis, 1976; Dykhne, 1962) for calculating nonadiabatic transitions regarding the form of the Hamiltonian, this formula is sometimes referred to as a *Landau-Dykhne or Dykhne-Davis-Pechukas formula* (Lehto and Suominen, 2015; Vitanov and Suominen, 1999). Particularly, see the latter references for a generalization to the case when there are multiple zero points.

2. With parabolic cylinder functions (Zener)

In this section, we consider how to get the probability of the LZSM transition by following Clarence Zener, Ref. (Zener, 1932). In this approach, we obtain a straightforward solution for the Schrödinger equation with time dependence in terms of the special function known as the parabolic cylinder function. This method is seemingly not so simple as the previous one, but it gives a more general and precise solution of this problem. In particular, there will be no unknown prefactor C , as in the approach by Landau. Also, the approach following Zener allows us not only to obtain the transition probability, but also the change of the wave function phase (Shevchenko *et al.*, 2010). For a theoretical description involving the generalization for non-Hermitian Hamiltonians, see (Shen *et al.*, 2019).

Consider the time-dependent Schrödinger equation, Eq. (13). Using the wave function Eq. (3) and Hamiltonian in the matrix form Eq. (1), we obtain the system of equations

$$\begin{cases} i\hbar\dot{\alpha} = -\frac{v}{2}t\alpha - \frac{\Delta}{2}\beta, \\ i\hbar\dot{\beta} = -\frac{\Delta}{2}\alpha + \frac{v}{2}t\beta. \end{cases} \quad (\text{A6})$$

This system of equations can be rewritten in the form of two second-order Weber equations, for either α or β :

$$\frac{d^2\alpha}{d\tau^2} + (2\delta - i + \tau^2)\alpha = 0, \quad (\text{A7})$$

$$\frac{d^2\beta}{d\tau^2} + (2\delta + i + \tau^2)\beta = 0, \quad (\text{A8})$$

where

$$\tau = t\sqrt{\frac{v}{2\hbar}}, \quad (\text{A9})$$

and δ is the adiabaticity parameter, Eq. (8). The following replacement

$$z = \tau\sqrt{2}e^{i\pi/4} \quad (\text{A10})$$

allows us to obtain the so-called Weber equation in the canonical form

$$\frac{d^2\alpha}{dz^2} + \left(-i\delta - \frac{1}{2} - \frac{z^2}{4}\right)\alpha = 0, \quad (\text{A11})$$

$$\frac{d^2\beta}{dz^2} + \left(-i\delta + \frac{1}{2} - \frac{z^2}{4}\right)\beta = 0.$$

The solutions of the Weber equation are the combinations of the parabolic cylinder functions (Gradshteyn and Ryzhik, 2007),

$$\begin{aligned} \alpha &= A_+ D_{-1-i\delta}(z) + A_- D_{-1-i\delta}(-z), \\ \beta &= B_+ D_{-i\delta}(z) + B_- D_{-i\delta}(-z). \end{aligned} \quad (\text{A12})$$

We find relations between the coefficients A_{\pm} and B_{\pm} by inserting the solutions in the first-order equations (A6):

$$B_{\pm} = \mp \frac{\exp(-i\pi/4)}{\sqrt{\delta}} A_{\pm}. \quad (\text{A13})$$

Now, using the relation (A13) and the exact solution (A12), we can find A_{\pm} from the initial conditions at $z = z_i$ with certain $\alpha(z_i)$ and $\beta(z_i)$ (Vitanov and Garraway, 1996):

$$A_+ = \frac{\Gamma(1+i\delta)}{\sqrt{2\pi}} \left[\alpha(z_i) D_{-i\delta}(-z_i) - \beta(z_i) e^{i\frac{\pi}{4}} \sqrt{\delta} D_{-1-i\delta}(-z_i) \right], \quad (\text{A14})$$

$$A_- = \frac{\Gamma(1+i\delta)}{\sqrt{2\pi}} \left[\alpha(z_i) D_{-i\delta}(z_i) + \beta(z_i) e^{i\frac{\pi}{4}} \sqrt{\delta} D_{-1-i\delta}(z_i) \right]. \quad (\text{A15})$$

This gives the *exact analytical solution in any moment of time* $\tau > \tau_i$ for a single-passage LZSM transition *for any initial condition* in terms of the evolution matrix Ξ^e

$$\begin{pmatrix} \alpha(z) \\ \beta(z) \end{pmatrix} = \begin{pmatrix} \Xi_{11}^e & \Xi_{12}^e \\ \Xi_{21}^e & \Xi_{22}^e \end{pmatrix} \begin{pmatrix} \alpha(z_i) \\ \beta(z_i) \end{pmatrix} \equiv \Xi^e \begin{pmatrix} \alpha(z_i) \\ \beta(z_i) \end{pmatrix}, \quad (\text{A16})$$

where the time-dependent matrix elements of Ξ^e are as follows

$$\Xi_{11}^e = \frac{\Gamma(1+i\delta)}{\sqrt{2\pi}} [D_{-i\delta}(-z_i)D_{-1-i\delta}(z) + D_{-i\delta}(z_i)D_{-1-i\delta}(-z)], \quad (\text{A17a})$$

$$\Xi_{12}^e = \frac{\Gamma(1+i\delta)}{\sqrt{2\pi}} e^{\frac{i\pi}{4}} \sqrt{\delta} [-D_{-1-i\delta}(-z_i)D_{-1-i\delta}(z) + D_{-1-i\delta}(z_i)D_{-1-i\delta}(-z)], \quad (\text{A17b})$$

$$\Xi_{21}^e = \frac{\Gamma(1+i\delta)}{\sqrt{2\pi}} \frac{e^{-\frac{i\pi}{4}}}{\sqrt{\delta}} [-D_{-i\delta}(-z_i)D_{-i\delta}(z) + D_{-i\delta}(z_i)D_{-i\delta}(-z)], \quad (\text{A17c})$$

$$\Xi_{22}^e = \frac{\Gamma(1+i\delta)}{\sqrt{2\pi}} [D_{-1-i\delta}(-z_i)D_{-i\delta}(z) + D_{-1-i\delta}(z_i)D_{-i\delta}(-z)]. \quad (\text{A17d})$$

From this TM (A16), we can obtain the *exact* solution for the LZSM problem in terms of the wave function (3) in any moment of time for linear excitation. Of course, this exact solution coincides with the numerical solution, but if we want to know the wave function in some moment of time, we do not need to calculate all previous moments as we do for the numerical solution. The exact solution provides the basis for the TM method by describing the dynamics of the LZSM transition. Hence, now we describe how the exact transfer matrix Ξ^e results in the transition matrix N , Eq. (28). For this, let us take the initial and final moments of the time symmetrically far from the quasicrossing region

$$\tau_i = -\tau_a, \quad \tau_f = \tau_a, \quad \text{where } \tau_a \gg 1; \quad (\text{A18})$$

$$z_i = \tau_a \sqrt{2} e^{-3i\pi/4}, \quad z_f = \tau_a \sqrt{2} e^{i\pi/4}. \quad (\text{A19})$$

Then, we use approximations for the parabolic cylinder functions, with the argument tending to infinity (Gradshteyn and Ryzhik, 2007) (see the chapter on parabolic cylinder functions, pp. 1092–1094),

$$\lim_{|z| \rightarrow \infty} D_{-i\delta-1}(z) \approx e^{-z^2/4} z^{-i\delta-1} - \frac{\sqrt{2\pi}}{\Gamma(i\delta+1)} e^{i\pi(i\delta+1)} e^{z^2/4} z^{i\delta}, \quad \text{Arg}(z) = -\frac{3\pi}{4}, \quad (\text{A20})$$

$$\lim_{|z| \rightarrow \infty} D_{-i\delta-1}(-z) \approx e^{-z^2/4} z^{-i\delta-1}, \quad \text{Arg}(z) = \frac{\pi}{4}, \quad (\text{A21})$$

and the following properties of the Gamma function

$$\Gamma(i\delta) = \sqrt{\frac{\pi}{\delta \sinh \pi \delta}} e^{i \text{Arg} \Gamma(i\delta)}, \quad (\text{A22})$$

$$\text{Arg} \Gamma(i\delta) = -\text{Arg} \Gamma(-i\delta) = -\frac{\pi}{2} - \text{Arg} \Gamma(1-i\delta)$$

As a result, we find the asymptotic values of the single-passage evolution matrix in the diabatic basis

$$\Xi_{11}^e \approx e^{-\pi\delta} = T, \quad (\text{A23})$$

$$\Xi_{12}^e \approx \frac{\sqrt{2\pi}}{\Gamma(1+i\delta)} \sqrt{\delta} e^{\frac{i\pi}{4}} e^{i\tau_a^2} \left(\sqrt{2\tau_a} \right)^{2i\delta} e^{-\frac{\pi\delta}{2}} = R \exp \left\{ i \left[\frac{\pi}{4} + \text{Arg}(\Gamma(1-i\delta)) + \tau_a^2 + 2\delta \ln(\sqrt{2\tau_a}) \right] \right\}; \quad (\text{A24})$$

Other elements, Ξ_{21}^e and Ξ_{22}^e , can be found from these two. Here, $T = e^{-\pi\delta}$ and $R = \sqrt{1 - e^{-2\pi\delta}}$ stand for the transition and reflection coefficients.

Let us consider now how to relate this to the AIM; namely, let us find the nonadiabatic transition matrix N . According to the TM method, Sec. II.E, the full single passage evolution for any initial condition consists of the three stages: (a) adiabatic evolution before the transition, (b) the transition itself, and (c) adiabatic evolution after the transition. Hence, for this, the natural description appears in the adiabatic basis. The three-stage evolution in the adiabatic basis is described by the product of the three respective matrices $\Xi^a = U_2 N U_1$. Here, the adiabatic-stage matrices are $U_{1,2} = \exp(i\zeta(\pm\tau_a)\sigma_z/2)$ with

$$\zeta(\pm\tau_a) = \frac{1}{2\hbar} \int_0^{\pm\tau_a} \sqrt{\Delta^2 + 2\hbar v \tau^2} d\tau \approx \Phi(\tau) - \Phi_\delta, \quad (\text{A25})$$

where

$$\begin{aligned}\Phi(\tau) &= \frac{\tau^2}{2} + \delta \ln(\sqrt{2}\tau), \\ \Phi_\delta &= \frac{1}{2}\delta(\ln \delta - 1).\end{aligned}\tag{A26}$$

As a result, we obtain the single-passage evolution matrix in the adiabatic basis

$$\Xi^a = U_2 N U_1 = \begin{pmatrix} R \exp i\{-\frac{\pi}{4} - \text{Arg}(\Gamma(1 - i\delta)) - 2\Phi(\tau_a)\} & T \\ -T & R \exp i\{\frac{\pi}{4} + \text{Arg}(\Gamma(1 - i\delta)) + 2\Phi(\tau_a)\} \end{pmatrix}.\tag{A27}$$

The evolution matrices in the adiabatic and diabatic bases are linked by the transition matrix $S(\tau)$. This matrix and its asymptotes have the form

$$S(\tau) = \begin{pmatrix} \gamma_+ & \gamma_- \\ \gamma_- & -\gamma_+ \end{pmatrix}, \quad S(-\tau_a) = \begin{pmatrix} 0 & 1 \\ 1 & 0 \end{pmatrix}, \quad S(\tau_a) = \begin{pmatrix} 1 & 0 \\ 0 & -1 \end{pmatrix},\tag{A28}$$

with the coefficients γ_\pm defined in Eq. (6). Then, we match the two representations

$$S(\tau_a)\Xi^e S(-\tau_a) = \Xi^a = U_2 N U_1,\tag{A29}$$

from which we obtain the desired matrix of nonadiabatic transition

$$N = U_2^{-1} S(\tau_a) \Xi^e S(-\tau_a) U_1^{-1} = \begin{pmatrix} Re^{-i\phi_s} & -T \\ T & Re^{i\phi_s} \end{pmatrix},\tag{A30}$$

where

$$\phi_s(\delta) = \frac{\pi}{4} + \delta(\ln \delta - 1) + \arg \Gamma(1 - i\delta).\tag{A31}$$

This gives the Stokes phase. For more on this phase shift, see also Chapter 4 in (Child, 1996).

Note that the transition matrix N is given here in the adiabatic representation. In the diabatic one, we obtain

$$N^d = S(\tau_a) N S(-\tau_a) = \begin{pmatrix} T & Re^{i\phi_s} \\ -Re^{-i\phi_s} & T \end{pmatrix}.\tag{A32}$$

Consider the inverse transition, from $\tau = +\tau_a$ to $\tau = -\tau_a$. Then, we have $z_i = \tau_a \sqrt{2} E^{i\pi/4}$ and $z_f = \tau_a \sqrt{2} e^{-3i\pi/4}$. We obtain the transition matrices for this inverse transition in the adiabatic and diabatic bases, respectively,

$$N_{\text{inverse}} = \begin{pmatrix} Re^{i-\phi_s} & T \\ -T & Re^{i\phi_s} \end{pmatrix},\tag{A33}$$

$$N_{\text{inverse}}^d = \begin{pmatrix} T & -Re^{-i\phi_s} \\ Re^{i\phi_s} & T \end{pmatrix}.\tag{A34}$$

Importantly, the above consideration bears a general character and can be given for any initial condition. Particularly, in the case in which initially our TLS was in the lower (ground) energy level, with

$$\begin{cases} \beta(z_i) = 1, \\ \alpha(z_i) = 0, \end{cases}\tag{A35}$$

we have

$$\begin{cases} \alpha(z) = \Xi_{12}^e \beta(z_i), \\ \beta(z) = \Xi_{22}^e \beta(z_i). \end{cases}\tag{A36}$$

This expression defines the solution for any initial moment of time τ_i . Furthermore, the expressions for Ξ^e are simplified for $-\tau_i = \tau_a \gg 1$. Then, we obtain the expression for the occupation of the upper diabatic energy level $P_d = |\alpha(z)|^2$:

$$P_d(z) = \delta e^{-\frac{\pi\delta}{2}} |D_{-1+i\delta}(-z)|^2.\tag{A37}$$

Taking into account the relationship between the diabatic and adiabatic bases, for the respective upper-level occupation probability in the adiabatic basis, we have

$$P_a(z) = |\alpha(z)\gamma_+ - \beta(z)\gamma_-|^2, \quad (\text{A38})$$

and this results in the following time dependence

$$P_a(z) = e^{-\frac{\pi\delta}{4}} \left| D_{i\delta}(z)\gamma_- - \sqrt{\delta} e^{-\frac{i\pi}{4}} D_{-1+i\delta}(z)\gamma_+ \right|^2. \quad (\text{A39})$$

These expressions define the time dependence of the upper-level occupation probabilities. They are further simplified if we are interested in the asymptotic solution with $\tau \gg 1$.

Consider now another, more conventional, way to solve this problem of developing Zener's approach. It consists in considering the asymptotics of α and β and finding the coefficients A'_\pm after getting asymptotics from the initial conditions. Consider the asymptotic solution with Eq. (A19), here with the asymptotics of the parabolic cylinder functions Eq. (A21). We find asymptotic values of α and β :

$$\begin{aligned} \alpha(-\tau_a) &\approx A'_+ \Theta_1 \exp(i\Phi(\tau_a)), \\ \beta(-\tau_a) &\approx \left(-e^{-\delta\pi/2} A'_+ + e^{\delta\pi/2} A'_-\right) \Theta_2 \exp(-i\Phi(\tau_a)), \\ \alpha(\tau_a) &\approx A'_- \Theta_1 \exp(i\Phi(\tau_a)), \\ \beta(\tau_a) &\approx \left(-e^{\delta\pi/2} A'_+ + e^{-\delta\pi/2} A'_-\right) \Theta_2 \exp(-i\Phi(\tau_a)), \end{aligned} \quad (\text{A40})$$

where

$$\begin{aligned} \Theta_1 &= \frac{\sqrt{2\pi}}{\Gamma(1+i\delta)} \exp\left(-\frac{\pi}{4}\delta\right), \\ \Theta_2 &= \frac{1}{\sqrt{\delta}} \exp\left(-i\frac{\pi}{4} - \frac{\pi}{4}\delta\right), \end{aligned} \quad (\text{A41})$$

and A'_\pm are the asymptotic coefficients, which play the same role as A_\pm for the exact solution. Let us match this asymptotic solution with the transition from a diabatic to adiabatic basis, Eq. (5), at $\tau_a \gg 1$. Then, we obtain

$$\begin{pmatrix} c_+(-\tau_a) \\ c_-(-\tau_a) \end{pmatrix} = \begin{pmatrix} \alpha(-\tau_a) \\ \beta(-\tau_a) \end{pmatrix}, \quad (\text{A42})$$

$$\begin{pmatrix} c_+(\tau_a) \\ c_-(\tau_a) \end{pmatrix} = \begin{pmatrix} \beta(\tau_a) \\ -\alpha(\tau_a) \end{pmatrix}, \quad (\text{A43})$$

where c_\pm are the coefficients of the decomposition for a wave function $|\psi\rangle$ with the adiabatic wave functions $|\psi_\pm\rangle$,

$$|\psi\rangle = c_+ |\psi_+\rangle + c_- |\psi_-\rangle. \quad (\text{A44})$$

Then, we use the initial conditions (A35), and we would like to describe the probability of finding the TLS in the upper energy level, which is $|c_+(\tau_f)|^2 \approx |\beta(\tau_f)|^2$. For this, we need to find an absolute value of the coefficients A'_\pm . We describe the coefficients from the first initial condition (A35) and the first equation in the system (A6); hence, we obtain $i\hbar\dot{\alpha} = -\frac{\Delta}{2}$. Then, before using the ansatz (A12), we need to rewrite the initial condition in terms of the variable z introduced in Eq. (A10)

$$\frac{e^{\frac{i\pi}{4}}}{\sqrt{\delta}} \frac{d\alpha}{dz} = 1. \quad (\text{A45})$$

For the next step, we need to define the derivative for the parabolic cylinder function at infinity, as shown in Eq. (A21), which reads (Gradshteyn and Ryzhik, 2007):

$$\lim_{|z| \rightarrow \infty} \frac{d}{dz} D_{-i\delta-1}(-z) \approx -\frac{1}{2} e^{-z^2/4} z^{-i\delta}. \quad (\text{A46})$$

Now, we determine the coefficients A'_\pm , for which we use the ansatz (A12) and asymptotics of the parabolic cylinder functions (A46):

$$\frac{e^{-\frac{i\pi}{4}}}{2\sqrt{\delta}} A'_\pm e^{-i\frac{\tau^2}{2}} \left(\sqrt{2\tau}\right)^{-i\delta} e^{\frac{\pi\delta}{4}} = 1. \quad (\text{A47})$$

It follows

$$A'_+ = A'_- = 2\sqrt{\delta}e^{-\delta\pi/4}e^{-i\frac{\pi}{4}}e^{i\frac{\tau^2}{2}}e^{i\delta\ln(\sqrt{2}\tau)}. \quad (\text{A48})$$

Finally, we obtain the probability of the lower-energy-level occupation after the transition:

$$|\alpha(z_f)|^2 \approx \frac{2\pi\delta}{|\Gamma(1+i\delta)|^2}e^{-\pi\delta} = \frac{2\pi\delta e^{-\pi\delta}}{\delta^2|\Gamma(i\delta)|^2} = 1 - e^{-2\pi\delta}. \quad (\text{A49})$$

Here, we used Eq. (A22) with the normalization condition $|\alpha|^2 + |\beta|^2 = 1$. Then, we obtain the probability of the upper-level occupation:

$$|\beta(z_f)|^2 = e^{-2\pi\delta} = \mathcal{P}. \quad (\text{A50})$$

Besides finding the final upper-level occupation probability, after defining the coefficients A'_\pm , this approach gives us the asymptotics for the coefficients α and β of the wave function $|\psi(t)\rangle = \alpha(t)|0\rangle + \beta(t)|1\rangle$ after passing the avoided-level region. If we consider the phase of $\alpha(z_f)$, using Eqs. (A22), (A24) and (A48), we can find the transition phase change:

$$\text{Arg}[\alpha(z_f)] = \frac{\pi}{4} + \text{Arg}(\Gamma(1-i\delta)) + 2\Phi(\tau_a) \quad (\text{A51})$$

Hence, we repeatedly obtained Eq. (7) with the Stokes phase Eq. (29). Alternatively, if we put Eq. (A48) into Eq. (A40), we can obtain the same result for the evolution as in Eq. (A24). We have $\alpha(\tau_a) = \Xi_{12}^e$ because of the initial conditions (A35). Consequently, we obtain the same final result for the probability of excitation and the phase, as in Eq. (A24).

To summarize, in this section, we have presented the two approaches, generalizing the works by (Zener, 1932) and (Vitanov and Garraway, 1996). We obtained the exact solution in terms of the parabolic cylinder special functions for a single passage problem in the general case in terms of the exact TM Ξ^e , Eq. (A16). Then, we obtained a simpler limit variant of the TM, which describes the evolution from z_i to z_f , Eq. (28). As a particular case, we have the single-passage problem, starting from the ground state and ending far from the avoided-level crossing; then, the probability of the transition is given by the LZSM formula, while the phase difference is defined by the Stokes phase. C. Zener obtained only the probability of the LZSM transition; he was not interested in a phase change of the wave function. However, it happened to be straightforward to define it using Zener's approach.

3. With contour integrals (Majorana)

Ettore Majorana considered the problem about a spin orientation in the dynamic magnetic field (Majorana, 1932) with the components $H_x = -\Delta$, $H_y = 0$ and $H_z = -vt$. The English version of Majorana's paper is available in the book (Bassani, 2006) and in the second edition in (Cifarelli, 2020a), which is commented on by M. Inguscio (Cifarelli, 2020b); see also in (F. Wilczek, 2014). We note again we use notations convenient and unified for all the four LZSM approaches, which here differ from the ones used by Majorana only by changing designations.

Accidentally, Majorana was solving the same equations (A6) as Zener. In his approach, Majorana used the Laplace transform instead of using the special parabolic functions in Zener's approach. Given the importance of Majorana's approach, details can be found elsewhere (Kofman *et al.*, 2022), while here, we present the key aspects.

Following Majorana, the system of equations (A7) can be transformed by substitutions

$$\alpha = f_1 \exp\left(\frac{i}{2}\tau^2\right), \quad \beta = f_2 \exp\left(-\frac{i}{2}\tau^2\right), \quad (\text{A52})$$

from which we obtain two equations

$$\frac{d^2 f_{1,2}}{d\tau^2} \pm 2i\tau \frac{df_{1,2}}{d\tau} + 2\delta f_{2,1} = 0. \quad (\text{A53})$$

(Note: there is some difference from (Majorana, 1932) in denoting the time variable $\tau = \sqrt{2}\tau'$.) Following Majorana, this equation can be solved by the two-sided Laplace transform; then, for the Laplace transforms of the functions $f_{1,2}(\tau)$, one obtains

$$F_{1,2}(s) = C_\delta e^{\mp i s^2/4} s^{\mp 1 - i\delta}. \quad (\text{A54})$$

Here, the constant of integration C_δ should be defined from an initial condition, for example, by assuming the system being initially in the ground state. Then, we can find $f_1(\tau)$ and $f_2(\tau)$:

$$f_{1,2}(\tau) = \oint_{C_{1,2}^\pm} e^{s\tau} F_{1,2}(s) ds, \quad (\text{A55})$$

where $C_{1,2}^\pm$ are the steepest descent contours. The integrals have two contributions: the first one is from the saddle point and the second one is from the vicinity of zero. We can get the contribution from the quasi-intersection points by using the saddle point method in complex space. We then obtain the approximate solutions of Eq. (A53) for two cases, $\tau < 0$ and $\tau > 0$, here in their general form, and analogously for Eq. (A53). Then, using the substitutions (A52), these can be written for $\alpha(\tau)$ and $\beta(\tau)$. Finally, using the properties of the gamma function Eq. (A22), we obtain the asymptotes for $\alpha(\tau)$ and $\beta(\tau)$ at large τ

$$\tau < 0 : \alpha(\tau) = C_\delta \sqrt{4\pi} (-2i\tau)^{-i\delta-1} \exp\left(-i\frac{\tau^2}{2} - i\frac{\pi}{4}\right), \quad (\text{A56a})$$

$$\tau < 0 : \beta(\tau) = C_\delta \sqrt{\frac{2\pi i}{\delta}} (-2i)^{-i\delta-1} \exp\left(-\frac{i\tau^2}{2}\right) \tau^{-i\delta} [(-i\delta-1)\tau^{-2} - 2i], \quad (\text{A56b})$$

$$\tau > 0 : \alpha(\tau) = C_\delta \sqrt{4\pi} (-2i\tau)^{-i\delta-1} \exp\left(-\frac{i\tau^2}{2} - i\frac{\pi}{4}\right) + C_\delta \frac{2\pi i}{\Gamma(i\delta+1)} \tau^{i\delta} \exp\left(\frac{i\tau^2}{2}\right), \quad (\text{A56c})$$

$$\tau > 0 : \beta(\tau) = C_\delta \sqrt{\frac{2\pi i}{\delta}} (-2i)^{-i\delta-1} \exp\left(-\frac{i\tau^2}{2}\right) (\tau)^{-i\delta} [(-i\delta-1)\tau^{-2} - 2i] + C_\delta \sqrt{\frac{\delta}{2}} \frac{2\pi i}{\Gamma(i\delta+1)} \tau^{i\delta-1} \exp\left(\frac{i\tau^2}{2}\right), \quad (\text{A56d})$$

where

$$C_\delta = \sqrt{\frac{\delta}{2\pi}} e^{\frac{\pi\delta}{2}}. \quad (\text{A57})$$

From Eq. (A56a), we can obtain the absolute values for the upper- and ground-diabatic-level occupations after LZSM transition:

$$|\alpha(\tau \rightarrow \infty)|^2 = 1 - e^{-2\pi\delta}, \quad (\text{A58})$$

$$|\beta(\tau \rightarrow \infty)|^2 = e^{-2\pi\delta}. \quad (\text{A59})$$

As a result of this approach, we obtain the asymptotic formulas for the amplitude of the TLS wave function after a single passage with the linear excitation in an elegant mathematical way by using Laplace transformations and contour integration.

4. With WKB approximation and phase integral method (Stückelberg)

In his 54-page-long paper, Ref. (Stückelberg, 1932) (with the English translation in (Stueckelberg, 1970)), E.C.G. Stückelberg studied the transitions between two energy states. In brief, he considered the problem of inelastic collisions and reduced the Schrödinger equation to the system of two coupled second-order differential equations, which he solved developing the WKB approximation and phase integral methods. Here, the difficulty consists of analytic continuation of the WKB solution through the so-called Stokes lines (Giacomo and Nikitin, 2005). In what follows, we give the most important aspects of this, while the details can be found in Ref. (Child, 1974) and the references therein.

Following (Child, 1974), we start from the two coupled wave equations

$$\begin{cases} \left[\frac{d^2}{dr^2} + k_1^2(r) \right] u_1(r) = \alpha(r) u_2(r), \\ \left[\frac{d^2}{dr^2} + k_2^2(r) \right] u_2(r) = \alpha(r) u_1(r), \end{cases} \quad (\text{A60})$$

where

$$k_i^2(r) = 2\mu(E - V_i(r))/\hbar^2, \quad (\text{A61})$$

$$\alpha(r) = 2\mu V_{12}(r)/\hbar^2. \quad (\text{A62})$$

To such equations, we reduce the Schrödinger equation, which describes the collision of atoms and molecules, by expanding the full wave function with the ones of the electrons in the atoms and spherical functions (Eu, 1970; Kotova, 1969). Assuming that the motion of the electrons has been solved and that the motion of the nuclei is slow with respect to that of the electrons, this problem is reduced to two equations (A60) for nuclear wave functions $u_i(r)$, with r being the distance between the nuclei, μ being their reduced mass, and the potential curves for the two states being $V_1(r)$ and $V_2(r)$, which quasicross at $r = R$ and that have coupling $V_{12}(r)$ between the states.

The approach by Stückelberg is done to eliminate $u_2(r)$, resulting in the fourth-order equation for $u_1(r)$. Developing the standard WKB technique (Landau and Lifshitz, 1965), this equation can be solved by means of an expansion in powers of \hbar ,

$$u_1(r) = \exp \left[\frac{i}{\hbar} (S_0 + \hbar S_1 + \dots) \right]. \quad (\text{A63})$$

The zero-order terms give $S_0/\hbar = \pm \int k_{\pm}(r)dr$, where k_{\pm} are determined by means of Eq. (A61) in terms of the adiabatic potential functions $V_{\pm}(r)$, which are defined as

$$V_{\pm} = \frac{1}{2} (V_1 + V_2) \pm \frac{1}{2} \sqrt{(V_1 - V_2)^2 + 4V_{12}^2}. \quad (\text{A64})$$

Analysis of the first-iteration terms shows that this description becomes invalid near the classical turning points $r = a_{\pm}$, where $V_{\pm}(a_{\pm}) = E$ and near the transition points $r = r_{\pm}$, where $k_+(r_{\pm}) = k_-(r_{\pm})$. The latter takes place when the adiabatic terms intersect, $V_+(r_{\pm}) = V_-(r_{\pm})$; here, r_{\pm} are the complex values with the equal real part $R = \frac{1}{2} (r_+ + r_-)$. The vicinities of these points define non-semi-classical regions that should be bridged by changes in the asymptotic solutions along contours suitably defined in the complex r plane. Far from the turning-point regions, the solution is

$$u_1(r) \approx C \sin \left(\int_{a_{\pm}}^r k_{\pm}(r)dr + \frac{\pi}{4} \right). \quad (\text{A65})$$

Around the transition zone, we obtain, to the left, at $r \ll R$,

$$\begin{bmatrix} u_1(r) \\ u_2(r) \end{bmatrix} \approx \begin{bmatrix} \frac{A_1^{(\pm)}}{\sqrt{k_-}} \exp(\pm i \int_R^r k_- dr) \\ \frac{A_2^{(\pm)}}{\sqrt{k_+}} \exp(\pm i \int_R^r k_+ dr) \end{bmatrix} \quad (\text{A66})$$

and to the right, at $r \gg R$,

$$\begin{bmatrix} u_1(r) \\ u_2(r) \end{bmatrix} \approx \begin{bmatrix} \frac{B_1^{(\pm)}}{\sqrt{k_+}} \exp(\pm i \int_R^r k_+ dr) \\ \frac{B_2^{(\pm)}}{\sqrt{k_-}} \exp(\pm i \int_R^r k_- dr) \end{bmatrix}. \quad (\text{A67})$$

Here, the upper and lower signs refer to positive- and negative-momentum solutions, respectively. Then, the left-hand and right-hand coefficients become related

$$\begin{bmatrix} B_1^{(\pm)} \\ B_2^{(\pm)} \end{bmatrix} = \begin{bmatrix} \sqrt{\mathcal{P}} & -\sqrt{1-\mathcal{P}}e^{\mp i\tilde{\phi}_S} \\ \sqrt{1-\mathcal{P}}e^{\pm i\tilde{\phi}_S} & \sqrt{\mathcal{P}} \end{bmatrix} \begin{bmatrix} A_1^{(\pm)} \\ A_2^{(\pm)} \end{bmatrix} \quad (\text{A68})$$

with $\mathcal{P} = e^{-2\pi\delta}$,

$$\delta = \frac{1}{\pi} \text{Im} \left\{ \int_R^{r_+} (k_- - k_+) dr \right\}, \quad (\text{A69})$$

and certain phase factor $\tilde{\phi}_S$. We write this as “certain” because the phase factor cannot be determined by the phase integral method; this phase factor can be determined only by one of the differential equation methods (Child, 1974) (for more details, see the textbook (Child, 1996), particularly Appendices C and D therein). In his paper, Stückelberg did not calculate the phase factor; later, it was shown that within such an approach, this phase shift can only be defined in the diabatic limit ($\delta \ll 1$), with the result $\tilde{\phi}_S = -\pi/4$ (Delos and Thorson, 1972; Thorson *et al.*, 1971). (Note that our δ differs from the one in (Child, 1974) by a factor π , which is only a matter of notations.)

To interrelate with the linear drive problem, we can linearize the potential curves in the vicinity of the transition point

$$V_1(r) - V_2(r) \approx -(F_1 - F_2)(r - R), \quad F_i = - \left. \frac{\partial V_i}{\partial r} \right|_{r=R}, \quad (\text{A70})$$

and with $V_{12} = \Delta/2 = \text{const}$, we obtain the LZSM formula in the form of Eq. (7) with

$$\delta = \frac{\Delta^2}{4\hbar v}, \quad v = \dot{r} |F_1 - F_2|. \quad (\text{A71})$$

For double-passage evolution, we combine the nonadiabatic transitions, which we just considered above, and the adiabatic evolution described by the quasiclassical function in Eq. (A65), hence resulting in Eq. (9) with

$$\Phi_{\text{St}} = \int_{a_-}^R k_- dr - \int_{a_+}^R k_+ dr + \tilde{\phi}_S. \quad (\text{A72})$$

Therefore, we can see that this consists of two parts: the one accumulated during the adiabatic motion and the other one $\tilde{\phi}_S$, called the dynamical or Stokes phase, acquired during the single passage of the avoided-crossing region.

5. Duration of the LZSM transition

Transition dynamics matter not only for describing a single transition, but also for repeated processes. Specifically, when describing the periodical driving (which is the subject of Appendix B), if the time of a transition becomes larger than the time span between subsequent transitions, $t_{\text{LZSM}} > T_d/2$, we cannot use the AIM.

We can split the transition time $t_{\text{LZSM}} = t_{\text{jump}} + t_{\text{relax}}$ by two terms, where the jump time t_{jump} describes the jump of the probability from an initial value to the vicinity of a final value and where the relaxation time t_{relax} states when oscillations of the occupation probability damp around the final value $P(t \rightarrow \infty)$. Importantly, the transition times differ in the adiabatic and diabatic bases; therefore, we define the relaxation times in both bases, following (Vitanov, 1999). In the diabatic basis, $P_d(\infty) = 1 - \mathcal{P}$, and in the adiabatic basis, $P_a(\infty) = \mathcal{P}$. In this subsection, by P , we mean the upper-level occupation probabilities.

It is straightforward to define the jump time as follows:

$$t_{\text{jump}} = \frac{P(\infty)}{P'(0)}. \quad (\text{A73})$$

Here, we should use the analytic solution for the probabilities in the LZSM problem, Eqs. (A37, A39), expanding it in a series around $\tau = 0$. We find the value of this analytic solution in the zero bias point:

$$P'_d(0) = \sqrt{2\delta(1-\mathcal{P})} \cos \chi, \quad (\text{A74})$$

$$P'_a(0) = \frac{e^{-\pi\delta}}{\sqrt{8\delta}}, \quad (\text{A75})$$

where

$$\chi(\delta) = \frac{\pi}{4} + \arg \Gamma \left(\frac{1}{2} - \frac{i\delta}{2} \right) - \arg \Gamma \left(1 - \frac{i\delta}{2} \right). \quad (\text{A76})$$

This very convenient definition, Eq. (A73), is suitable for most cases, including diabatic dynamics and, in some cases, adiabatic dynamics. However, as we see below, such definition becomes invalid for the adiabatic dynamics in the adiabatic limit $\delta \gg 1$; see also Fig. 4. This is why we need to introduce a more elaborated definition.

For obtaining the transition times, we can use the expanded expression for $P(\tau > 0)$, Eqs. (A37, A39), after passing the avoided-crossing region in a strong coupling regime with $\delta \gg 1$; then, we have

$$P_d(\tau > 0) \approx \frac{1}{2} + \left(\frac{1}{2} - \mathcal{P} \right) \frac{\tau}{\sqrt{\tau^2 + 2\delta}} - \sqrt{\mathcal{P}(1-\mathcal{P})} \sqrt{\frac{2\delta}{\tau^2 + 2\delta}} \cos \xi(\tau), \quad (\text{A77})$$

$$P_a(\tau > 0) \approx \mathcal{P} + (1-2\mathcal{P}) \frac{\delta}{8(\tau^2 + 2\delta)^3} + \sqrt{\mathcal{P}(1-\mathcal{P})} \sqrt{\frac{\delta}{2(\tau^2 + 2\delta)^3}} \sin \xi(\tau), \quad (\text{A78})$$

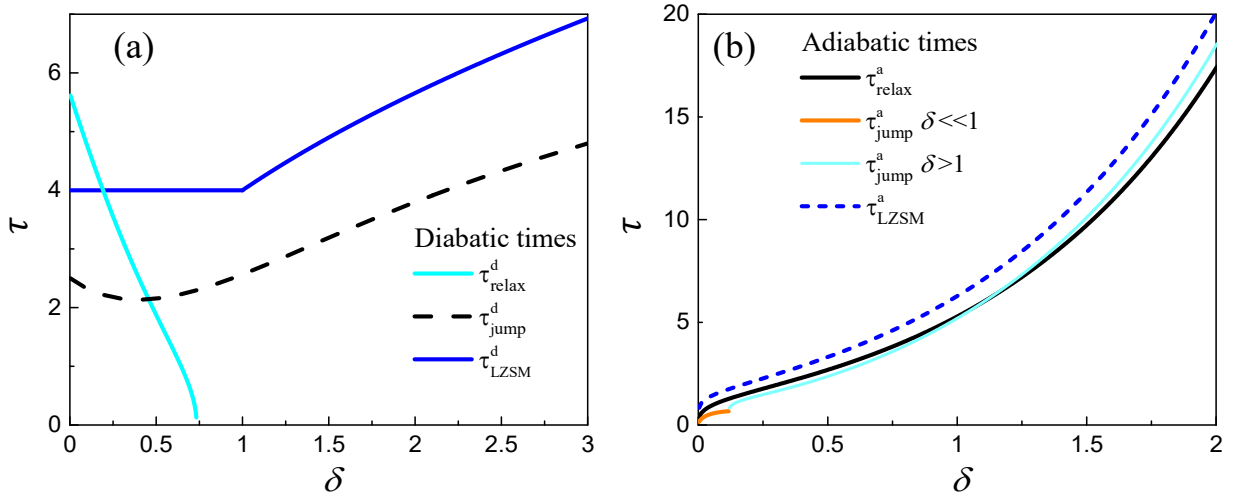


FIG. 19 **Transition times t_{jump} and t_{relax} versus the adiabaticity parameter δ .** Here, the dimensionless time is $\tau = t\sqrt{\frac{v}{2\hbar}}$. We can see that in the adiabatic basis $t_{\text{jump}}^a \approx t_{\text{relax}}^a$ and also that these transition times exponentially grow in the adiabatic limit ($\delta \gg 1$). In the diabatic basis, we have in the diabatic limit ($\delta \ll 1$) $t_{\text{relax}}^d > t_{\text{jump}}^d$, and there is no t_{relax}^d in the adiabatic limit ($\delta \gg 1$).

where

$$\xi(\tau) = -\delta + 2\delta \ln \left[\frac{1}{\sqrt{2}} \left(\tau + \sqrt{\tau^2 + 2\delta} \right) \right] + \tau\sqrt{\tau^2 + 2\delta} + \frac{\pi}{4} + \arg \Gamma(1 - i\delta). \quad (\text{A79})$$

These expressions demonstrate that the approximate solution for the probability has two contributions. The first one tends to $P(\infty)$ when τ tends to infinity; this term defines the jump time t_{jump} . The second terms, with $\cos \xi(\tau)$ or $\sin \xi(\tau)$, describe damped oscillations after passing the avoided-crossing region; these define the relaxation time t_{relax} . In particular, we can see that $P'_a(0) = 0$ at $\delta \gg 1$. Hence, the above definition of the jump time becomes invalid.

Therefore, in general, the jump time t_{jump} can be defined as the distance between the starting time $t_{\text{jump}}^{(1)}$ and ending time $t_{\text{jump}}^{(2)}$. The former can be defined as a moment when the probability leaves the vicinity of the initial probability, $P(t_{\text{jump}}^{(1)}) = \eta P(\infty)$, and the latter is defined as a moment when entering the vicinity of the final probability, $P(t_{\text{jump}}^{(2)}) - P(\infty) = \eta P(\infty)$. Here, $\eta \ll 1$ is the small parameter that describes the magnitude of the vicinity near the initial and final probabilities. Then, from Eqs. (A37, A73), we obtain the jump time for the diabatic basis by expanding the parabolic cylinder functions into a series (Abadir, 1993; Gradshteyn and Ryzhik, 2007):

$$t_{\text{jump}}^d = \frac{\sqrt{1 - \mathcal{P}}}{\sqrt{2\delta} \cos \chi(\delta)}. \quad (\text{A80})$$

From this, we can obtain limit expressions:

$$t_{\text{jump}}^d \approx \begin{cases} 2\sqrt{\hbar\pi/v}, & \delta \ll 1, \\ 4\sqrt{\hbar\delta/v}, & \delta \gg 1. \end{cases} \quad (\text{A81})$$

For the relaxation time in the diabatic basis, from Eq. (A77), we have

$$t_{\text{relax}}^d \approx 2\sqrt{\frac{\delta}{v} \left(\frac{1}{\eta^2(e^{2\pi\delta} - 1)} - 1 \right)}. \quad (\text{A82})$$

For the jump and relaxation times in the adiabatic basis, from Eqs. (A39) and (A73), it follows

$$t_{\text{jump}}^a \approx \begin{cases} 4\sqrt{\frac{\hbar\delta}{v}}, & \delta \ll 1, \\ \sqrt{\frac{2}{v}} \left(\frac{1}{\eta} 8\delta e^{4\pi\delta} \right)^{1/6}, & \delta \gg 1, \end{cases} \quad (\text{A83})$$

and

$$t_{\text{relax}}^a \approx \sqrt{\frac{4\delta}{v} \left[\left(\frac{e^{2\pi\delta} - 1}{16\eta^2\delta^4} \right)^{1/3} - 1 \right]}. \quad (\text{A84})$$

In the limiting cases for the relaxation time, we then have

$$t_{\text{relax}}^a \approx \begin{cases} \sqrt{\frac{2}{v}} (2\delta/\eta)^{1/3}, & \delta \ll 1, \\ \sqrt{\frac{2}{v}} \left(\frac{e^{\pi\delta}}{\eta} \right)^{1/3} (\delta/2)^{1/6}, & \delta \gg 1. \end{cases} \quad (\text{A85})$$

We demonstrate the transition times in Fig. 19. To plot these, we have used Eq. (A82) for t_{relax}^d and Eq. (A80) for t_{jump}^d in Fig. 19(a); then, we used Eq. (A84) for t_{relax}^a and Eq. (A85) for t_{jump}^a in Fig. 19(b).

Here, for $\delta \ll 1$, we have $t_{\text{relax}}^d \gg t_{\text{relax}}^a$. This difference in the relaxation times happens because the oscillations of $P_d(t)$ vanish proportionally to t^{-1} , but $P_a(t)$ decays proportionally to t^{-3} . For the case $\delta \gg 1$, we have the opposite situation: $t_{\text{relax}}^a \gg t_{\text{relax}}^d \approx 0$. Note that $t_{\text{relax}}^a \approx t_{\text{jump}}^a$; therefore, we can define $t_{\text{LZSM}} \approx 2t_{\text{relax}}^a$. As a result, the equations above can be summarized as Eqs. (18, 19) in the main text.

Appendix B: Description of a periodically driven two-level system

1. Adiabatic-impulse model

In this section, we describe the AIM in more detail, expanding on Section III.A.

a. Adiabatic evolution

Consider adiabatic evolution when the system passes in one of the adiabatic eigenstates $|E_{\pm}(t)\rangle$. This means that the adiabatic basis consists of the instantaneous eigenstates of the time-dependent Hamiltonian. We can obtain the instantaneous eigenfunctions from the Schrödinger equation (A1), where time t is a parameter:

$$H(t) |E_{\pm}(t)\rangle = E_{\pm}(t) |E_{\pm}(t)\rangle. \quad (\text{B1})$$

To describe the system dynamics, we solve the dynamical form of the Schrödinger equation, Eq. (13), with the initial condition

$$|E_{\pm}(t_i)\rangle = |E_{i\pm}\rangle. \quad (\text{B2})$$

We substitute Eq. (B1) into the Schrödinger equation (13), solve this differential equation, and then obtain the evolution of the upper- and lower-energy-level wave functions

$$|E_{\pm}(t)\rangle = \exp\left(-\frac{i}{\hbar} \int_{t_i}^t E_{\pm}(t') dt'\right) |E_{i\pm}\rangle = \exp(\mp i\zeta) |E_{i\pm}\rangle, \quad (\text{B3})$$

$$\zeta(t) = \frac{1}{2\hbar} \int_{t_i}^t \Delta E(t) dt. \quad (\text{B4})$$

As a result, we obtain the adiabatic evolution matrix, Eq. (25).

b. Multiple-passage evolution

Here, we describe some aspects of the multiple-passage evolution in relation to Sec. III.A. To raise the matrix Ξ to the n -th power (see Eq.(42)), we first need to diagonalize it. For this, we use the unitary matrix

$$A = \begin{pmatrix} A_{11} & -A_{21}^* \\ A_{21} & A_{11}^* \end{pmatrix}, \quad AA^\dagger = 1, \quad |A_{11}|^2 + |A_{21}|^2 = 1, \quad (\text{B5})$$

such that $A\Xi A^\dagger = \begin{pmatrix} e^{i\phi} & 0 \\ 0 & e^{-i\phi} \end{pmatrix} \equiv B$, where ϕ is the desired value. Consider the equation $\Xi = A^\dagger B A$ and obtain

$$\begin{cases} \Xi_{11} = |A_{11}|^2 e^{i\phi} + |A_{21}|^2 e^{-i\phi} \\ \Xi_{21} = -2iA_{11}A_{21} \sin \phi. \end{cases} \quad (\text{B6})$$

From these, we define $\phi: \cos \phi = \text{Re} \Xi_{11}$. In the next step, we find the matrix Ξ_n of the evolution for n periods

$$\Xi_n = \Xi^n = A^\dagger \begin{pmatrix} e^{in\phi} & 0 \\ 0 & e^{-in\phi} \end{pmatrix} A = \begin{pmatrix} \Xi_{n11} & -\Xi_{n21}^* \\ \Xi_{n21} & \Xi_{n11}^* \end{pmatrix}, \quad (\text{B7})$$

where we simplify the obtained matrix elements, here taking into account Eq. (B6):

$$\begin{aligned} \Xi_{n11} &= \cos(n\phi) + i\text{Im}(\Xi_{11}) \frac{\sin(n\phi)}{\sin \phi}, \\ \Xi_{n21} &= \Xi_{21} \frac{\sin(n\phi)}{\sin \phi}. \end{aligned} \quad (\text{B8})$$

Then, we obtain the probability of the upper-level occupation of the TLS during their respective time intervals:

$$P_+^{(1)}(n) = |\Xi_{n21}|^2 = |\Xi_{21}|^2 \frac{\sin^2 n\phi}{\sin^2 \phi}, \text{ for } (t - nT_d) \in (t_2, T_d + t_1), \quad (\text{B9})$$

$$P_+^{(2)}(n) = 2Q_1 \frac{\sin^2 n\phi}{\sin^2 \phi} + Q_2 \frac{\sin 2n\phi}{\sin \phi} + \mathcal{P} \cos 2n\phi, \text{ for } (t - nT_d) \in (t_1, t_2), \quad (\text{B10})$$

where

$$\begin{aligned} Q_1 &= \mathcal{P} [\mathcal{P} \sin^2 \zeta_- + (1 - \mathcal{P})(1 + \cos \zeta_+ \cos \zeta_-)], \\ Q_2 &= 2\mathcal{P}(1 - \mathcal{P}) \cos(\zeta_1 + \tilde{\phi}_S) \cos(\zeta_2 + \tilde{\phi}_S). \end{aligned} \quad (\text{B11})$$

For the time-averaged value, we need to average over many periods $n \gg 1$, so we obtain

$$\overline{P_+^{(1)}} = \frac{|\Xi_{21}|^2}{2 \sin^2 \phi} = \frac{1}{2} \frac{|\Xi_{21}|^2}{|\Xi_{21}|^2 + (\text{Im} \Xi_{11})^2}, \quad (\text{B12})$$

$$\overline{P_+^{(2)}} = \frac{Q_1}{\sin^2 \phi}. \quad (\text{B13})$$

We can neglect the difference between $\overline{P_+^{(1)}}$ and $\overline{P_+^{(2)}}$ in the case of a slow passage limit $\mathcal{P} \ll 1$, that is, $\delta \gg 1$. Here, we use \mathcal{P} as a small parameter, and in the first approximation, we obtain Eq. (56).

2. Rotating-wave approximation (RWA)

Consider the case of the strong excitation of $\Delta \ll \sqrt{A\hbar\omega}$ at $k\hbar\omega \approx \Delta E$, where the latter condition means that the energy of k photons approximately equals the energy distance between the qubit levels ΔE . Here, we follow Refs. (Ono *et al.*, 2019; Silveri *et al.*, 2015) to present the formalism valid not only for the cosine driving but rather for a generic excitation $\varepsilon(t) = \varepsilon_0 + \tilde{\varepsilon}(t)$ for any function $\tilde{\varepsilon}(t)$ with the period $T_d = 2\pi/\omega$.

Let us first split the Hamiltonian into a stationary part H_0 and a time-dependent part $V(t)$

$$H = H_0 + V(t) = -\frac{\Delta}{2} \sigma_x - \frac{\varepsilon_0}{2} \sigma_z - \frac{\tilde{\varepsilon}(t)}{2} \sigma_z. \quad (\text{B14})$$

To make it convenient to solve the Bloch equations, we perform unitary transformation

$$U = \exp \left[-i \frac{\eta(t)}{2} \sigma_z \right] = \cos \frac{\eta}{2} - i \sigma_z \sin \frac{\eta}{2}, \quad \eta(t) = \frac{1}{\hbar} \int_0^t dt' \tilde{\varepsilon}(t'). \quad (\text{B15})$$

We use the operator $U(t)$ to link the wave function in the rotating and stationary coordinate systems, $\psi = U(t)\psi'$. Then, we substitute this function into the Schrödinger equation and obtain $i\hbar U\dot{\psi}' + i\hbar\dot{U}\psi' = HU\psi'$, and in the rotating coordinate system, we need $i\hbar\dot{\psi}' = H'\psi'$, as a result obtaining the new Hamiltonian

$$H' = U^\dagger H U - i\hbar U^\dagger \dot{U} = -\frac{\varepsilon_0}{2}\sigma_z - \frac{\Delta}{2}(e^{i\eta}\sigma_+ + h.c.), \quad (\text{B16})$$

with $\sigma_+ = \frac{1}{2}(\sigma_x + i\sigma_y)$. Then, the preparatory stage is finalized by Fourier series expansion,

$$\Delta e^{i\eta} = \sum_{m=-\infty}^{\infty} \Delta_m e^{im\omega t}, \quad (\text{B17})$$

where the complex-valued amplitude is given by the inverse Fourier transform

$$\Delta_m = \Delta \frac{\omega}{2\pi} \int_0^{2\pi/\omega} dt e^{-im\omega t} e^{i\eta(t)} = \Delta \int_0^1 d\tau' \exp[i\eta(\tau') - i2\pi m\tau']. \quad (\text{B18})$$

Then, the Hamiltonian becomes

$$H' = -\frac{\varepsilon_0}{2}\sigma_z + \frac{1}{2} \sum_{m=-\infty}^{\infty} (\Delta_m e^{im\omega t} \sigma_+ + h.c.) = -\frac{1}{2} \begin{pmatrix} \varepsilon_0 & \Delta_m e^{im\omega t} \\ \Delta_m e^{-im\omega t} & -\varepsilon_0 \end{pmatrix}. \quad (\text{B19})$$

With this Hamiltonian, it is convenient to solve the Bloch equations for the density matrix, which reads

$$\dot{\rho}_{ij} = -\frac{i}{\hbar} [H, \rho]_{ij} - \frac{\rho_{ij} - \rho_{ij}^{(0)}}{\tau_{ij}}, \quad (\text{B20})$$

where ρ_{ij} is the density matrix, τ_{ij} is the relaxation rate, $\rho^{(0)}$ is the equilibrium density operator with $\rho_{01}^{(0)} = \rho_{10}^{(0)} = 0$, and $Z^{(0)} = \rho_{00}^{(0)} - \rho_{11}^{(0)} = \tanh \frac{\Delta E}{2k_B T}$, k_B is the Boltzmann constant. For this, we parameterize the density matrix

$$\rho = \frac{1}{2}(1\sigma_0 + X\sigma_x + Y\sigma_y + Z\sigma_z) = \frac{1}{2} \begin{pmatrix} 1+Z & X-iY \\ X+iY & 1-Z \end{pmatrix} \equiv \begin{pmatrix} \rho_{00} & \rho_{01} \\ \rho_{10} & \rho_{11} \end{pmatrix}. \quad (\text{B21})$$

For the moment, we assume that the system is driven close to a resonance, where $\Delta E \approx |\varepsilon_0| \approx k\hbar\omega$. Then, we omit the “fast-rotating” terms and leave only terms with $m = k$. We can write down the Bloch equations with the Hamiltonian H' component-wise:

$$\begin{aligned} \dot{Z} &= -\frac{\Delta_k}{2\hbar} \text{Im}(e^{-ik\omega t}) - (Z - Z^{(0)})\Gamma_1, \\ \dot{\rho}_{10} &= i\frac{\Delta_k}{2\hbar} e^{ik\omega t} Z - i\frac{\varepsilon_0}{\hbar} \rho_{10} - \rho_{10}\Gamma_2, \end{aligned} \quad (\text{B22})$$

where

$$Z^{(0)} = \rho_{00}^{(0)} - \rho_{11}^{(0)} = \tanh \frac{\Delta E}{2k_B T}, \quad (\text{B23})$$

Here, Δ_k was defined in Eq. (69). After the substitution $\rho_{10} \exp(-ik\omega t) = \tilde{X} + i\tilde{Y}$, we obtain the system of equations

$$\begin{aligned} \dot{\tilde{X}} &= \left(k\omega + \frac{\varepsilon_0}{\hbar}\right) \tilde{Y} - \tilde{X}\Gamma_2, \\ \dot{\tilde{Y}} &= -\left(k\omega + \frac{\varepsilon_0}{\hbar}\right) \tilde{X} + \frac{\Delta_k}{\hbar} Z - \tilde{Y}\Gamma_2, \\ \dot{Z} &= -\frac{\Delta_k}{\hbar} \tilde{Y} - (Z - Z^{(0)})\Gamma_1. \end{aligned} \quad (\text{B24})$$

The stationary solution of these equations can be obtained after substituting $\dot{\hat{X}} = \dot{\hat{Y}} = \dot{\hat{Z}} = 0$. Consider the low-temperature case, $T \rightarrow 0$, then $Z^{(0)} \approx 1$. Finally, we obtain the stationary value for the probability of the upper diabatic state; summing all possible resonant terms, we obtain the qubit upper-level occupation probability

$$\begin{aligned} \bar{P}_{\text{up}}^{(k)} &= \bar{\rho}_{11}^{(k)} = \frac{1}{2} \left(1 - \bar{Z}^{(k)} \right), \\ \bar{P}_{\text{up}} &= \sum_k \bar{P}_{\text{up}}^{(k)} = \frac{1}{2} \sum_{k=-\infty}^{\infty} \frac{|\Delta_k|^2}{|\Delta_k|^2 + \frac{\Gamma_1}{\Gamma_2} (k\hbar\omega - \varepsilon_0)^2 + \hbar^2 \Gamma_1 \Gamma_2}. \end{aligned} \quad (\text{B25})$$

Note that for a complex-valued Δ_k , what matters is its absolute value.

Finally, to obtain the upper-level occupation probability for a given bias $\tilde{\varepsilon}(t)$, we must calculate the functions Δ_k . Although more examples can be seen in (Ono *et al.*, 2019; Silveri *et al.*, 2015), for the sinusoidal modulation, with the Jacobi–Anger expansion following Eq. (69), it is straightforward to see that

$$\Delta_m(x) = \Delta J_m(x), \quad x = \frac{A}{\hbar\omega}. \quad (\text{B26})$$

It is useful to recall here the asymptote at $x \gg 1$:

$$J_m(x) \approx \sqrt{\frac{2}{\pi x}} \cos \left[x - \frac{\pi m}{2} - \frac{\pi}{4} \right]. \quad (\text{B27})$$

This explicitly demonstrates that the occupation probability is quasiperiodic in driving the amplitude with the period $\delta A = 2\pi\hbar\omega$.

3. Floquet theory

From Floquet theory (Son *et al.*, 2009), we can obtain a solution $|\psi(t)\rangle$ for the Schrödinger equation (13) with any time-periodic Hamiltonian $H(t) = H(t + nT_d)$ for any integer n

$$|\psi(t)\rangle = e^{-i\epsilon t} |\Phi(t)\rangle, \quad (\text{B28})$$

where $|\Phi(t)\rangle$ denote the time-periodic Floquet modes with the same period as the Hamiltonian $H(t)$ and ϵ is the so-called quasienergy. When we substitute Eq. (B28) into Eq. (13), we can obtain an equation for the quasienergy

$$\left(H(t) - i\hbar \frac{d}{dt} \right) |\Phi(t)\rangle = \epsilon |\Phi(t)\rangle. \quad (\text{B29})$$

The periodic functions can be decomposed into the harmonic functions using Fourier expansion

$$|\Phi(t)\rangle = \sum_{n=-\infty}^{\infty} |\Phi_n\rangle e^{in\omega t}, \quad (\text{B30a})$$

$$H(t) = \sum_{n=-\infty}^{\infty} H^{[n]} e^{in\omega t}, \quad (\text{B30b})$$

where the superscript $[n]$ defines the number of the 2x2 part of the Hamiltonian matrix. For the next step, we rewrite the Hamiltonian in its exponential form

$$H(t) = -\frac{\Delta}{2} \sigma_x - \frac{\varepsilon_0}{2} \sigma_z - \frac{A}{4} \sigma_z (e^{i\omega t} + e^{-i\omega t}), \quad (\text{B31})$$

and we obtain the system of stationary equations for the quasienergies using the Schrödinger equation (13) with the substitutions (B28) and (B30)

$$\sum_i \sum_m \langle 0, n | H_F | i, m \rangle \langle i, m | \epsilon_j \rangle = \epsilon_j \langle 0, n | \epsilon_j \rangle, \quad (\text{B32})$$

where H_F is the Floquet Hamiltonian, ϵ_j is the quasienergy eigenvalue, $|\epsilon_j\rangle$ is an eigenvector, and $|i, m\rangle$ is the m -th Fourier component of the i -th energy level. We can also write it in terms of matrix elements

$$\epsilon_j \Phi_{j,n} = \left(-\frac{\Delta}{2} \sigma_x - \frac{\epsilon_0}{2} \sigma_z + n\omega \right) \Phi_n - \frac{A}{4} \sigma_z (\Phi_{n-1} + \Phi_{n+1}), \quad (\text{B33})$$

where j defines the number of a state, which is either 0 or 1 for a TLS after decomposing the wave function, Eq. (3). Then, we obtain the time-independent Floquet Hamiltonian, which is defined by

$$\langle i_n | H_F | j_k \rangle = H_{0,1}^{[n-k]} + n\hbar\omega \delta_{ij} \delta_{nk}, \quad (\text{B34a})$$

where i and j define the number of the state, or

$$H_{F,nk} = H^{[n-k]} + n\omega \hbar \delta_{nk} I, \quad (\text{B34b})$$

for 2x2 elements (I is 2x2 identity matrix) with three nonvanishing Fourier components of the Hamiltonian $H^{[n-k]}$, where n and k are the integer numbers corresponding to different states:

$$H^{[0]} = -\frac{1}{2} \begin{pmatrix} \epsilon_0 & \Delta \\ \Delta & -\epsilon_0 \end{pmatrix}, \quad H^{[+1]} = -\frac{1}{4} \begin{pmatrix} A & 0 \\ 0 & -A \end{pmatrix}, \quad H^{[-1]} = -\frac{1}{4} \begin{pmatrix} A & 0 \\ 0 & -A \end{pmatrix}. \quad (\text{B35})$$

This consists of the 2x2 submatrices, and Eq. (B34b) defines its element in the n -th column and the k -th row. Hence, the Floquet states matrix can be written as

$$H_F = \begin{pmatrix} \ddots & & & & & \\ & -\frac{\epsilon_0}{2} + (n-1)\hbar\omega & -\frac{\Delta}{2} & -\frac{A}{4} & 0 & 0 & 0 \\ & -\frac{\Delta}{2} & \frac{\epsilon_0}{2} + (n-1)\hbar\omega & 0 & \frac{A}{4} & 0 & 0 \\ & -\frac{A}{4} & 0 & -\frac{\epsilon_0}{2} + n\hbar\omega & -\frac{\Delta}{2} & -\frac{A}{4} & 0 \\ & 0 & \frac{A}{4} & -\frac{\Delta}{2} & \frac{\epsilon_0}{2} + n\hbar\omega & 0 & \frac{A}{4} \\ & 0 & 0 & -\frac{A}{4} & 0 & -\frac{\epsilon_0}{2} + (n+1)\hbar\omega & -\frac{\Delta}{2} \\ & 0 & 0 & 0 & \frac{A}{4} & -\frac{\Delta}{2} & \frac{\epsilon_0}{2} + (n+1)\hbar\omega \\ & & & & & & \ddots \end{pmatrix}. \quad (\text{B36})$$

The eigenvalues of this matrix can be found numerically if we take a finite number of the 2x2 blocks. Then, we can obtain the time-averaged upper-level occupation probability

$$\bar{P}_{\text{up}} = \sum_n \sum_j |\langle 1_n | \epsilon_j \rangle \langle \epsilon_j | 0_{(n=0)} \rangle|^2. \quad (\text{B37})$$

the Schrödinger equation with the Hamiltonian H_F in the general case cannot be solved analytically; therefore, we first consider the eigenvalue problem with $\Delta = 0$; next, we can use the specific perturbation theory with the small parameter being Δ . We denote H_0 as the unperturbed Hamiltonian. In the situation when $\Delta = 0$, we do not have any coupling between the $|0\rangle$ and $|1\rangle$ states; therefore we can write the same Hamiltonian H'_0 for both states:

$$\tilde{H}_0(\text{for state 0 or 1}) = \begin{pmatrix} \ddots & & & & \\ & b + (n-1)\hbar\omega & a & 0 & \\ & a & b + n\hbar\omega & a & \\ & 0 & a & b + (n+1)\hbar\omega & \\ & & & & \ddots \end{pmatrix} \quad (\text{B38})$$

where $b = -\frac{\epsilon_0}{2}$, $a = -\frac{A}{4}$ for $|0\rangle$ state and $b = +\frac{\epsilon_0}{2}$, $a = +\frac{A}{4}$ for $|1\rangle$ state. For finding the eigenfunctions, we use the Schrödinger equation (B29) with Hamiltonian \tilde{H}'_0 (in which $\Delta = 0$). As a result, using the Jacobi–Anger formula (B26), we obtain

$$|\tilde{\Phi}_n(t)\rangle = e^{in\omega t} e^{-i(2a/\hbar\omega) \sin \omega t} = \sum_{k=-\infty}^{\infty} J_k \left(-\frac{2a}{\hbar\omega} \right) e^{i(n+k)\omega t} = \sum_{k=-\infty}^{\infty} J_{k-n} \left(\frac{A}{2\hbar\omega} \right) e^{-ik\omega t}. \quad (\text{B39})$$

The eigenstates of the unperturbed Hamiltonian H_0 are the following:

$$|\tilde{0}, n\rangle = \sum_{k=-\infty}^{\infty} J_{k-n} \left(\frac{A}{2\hbar\omega} \right) |0, k\rangle, \quad (\text{B40a})$$

$$|\tilde{1}, m\rangle = \sum_{k=-\infty}^{\infty} J_{k-m} \left(-\frac{A}{2\hbar\omega} \right) |1, m\rangle. \quad (\text{B40b})$$

For the Floquet Hamiltonian (B36), using the addition theorem for Bessel functions

$$J_n(2z) = \sum_m J_m(z) J_{n-m}(z), \quad (\text{B41})$$

we can obtain the matrix elements for the Floquet Hamiltonian based on this (B36):

$$\langle 0'_n | H_F | 1'_m \rangle = \sum_{k=-\infty}^{\infty} \sum_{l=-\infty}^{\infty} J_{k-n}(z) J_{l-m}(-z) \langle 0_k | H_F | 1_l \rangle = -\frac{\Delta}{2} J_{m-n} \left(\frac{A}{\hbar\omega} \right), \quad (\text{B42a})$$

$$\langle 1'_n | H_F | 0'_m \rangle = -\frac{\Delta}{2} J_{n-m} \left(\frac{A}{\hbar\omega} \right), \quad (\text{B42b})$$

$$\langle 0'_n | H_F | 0'_m \rangle = \left(-\frac{\varepsilon_0}{2} + n\omega \right) \delta_{nm}, \quad (\text{B42c})$$

$$\langle 1'_n | H_F | 1'_m \rangle = \left(\frac{\varepsilon_0}{2} + n\omega \right) \delta_{nm}. \quad (\text{B42d})$$

From Eqs. (B42), if we have the condition for the multi-photon resonances, $\varepsilon_0 \approx n\hbar\omega$, then we can neglect all other coupling terms, except the one between $|0'_0\rangle$ and $|1'_{-n}\rangle$; therefore, we obtain a 2x2 matrix Hamiltonian:

$$H_{\text{RWA}} = -\frac{1}{2} \begin{pmatrix} \varepsilon_0 & \Delta J'_{-n} \\ \Delta J'_{-n} & -\varepsilon_0 + \frac{n\hbar\omega}{2} \end{pmatrix} \quad (\text{B43})$$

where $J'_n = J_n \left(\frac{A}{\hbar\omega} \right)$.

Generalized Van Vleck Perturbation Theory. The RWA is the first approximation in Floquet theory; for the next approximations, we can use generalized Van Vleck perturbation theory (GVVPT). The perturbation (small) parameter is

$$\lambda = -\frac{\Delta}{2}, \quad (\text{B44})$$

Here, we can rewrite the Floquet Hamiltonian in the basis of the states $|0'_n\rangle$ and $|1'_m\rangle$:

$$\tilde{H}_F = \tilde{H}'_0 + \lambda \tilde{V}, \quad (\text{B45})$$

where

$$\tilde{H}'_0 = \begin{pmatrix} \ddots & & & & & \\ & -\frac{\varepsilon_0}{2} - \hbar\omega & 0 & & & \\ & 0 & \frac{\varepsilon_0}{2} - \hbar\omega & & & \\ & 0 & 0 & -\frac{\varepsilon_0}{2} & 0 & \\ & 0 & 0 & 0 & \frac{\varepsilon_0}{2} & \\ & 0 & 0 & 0 & 0 & -\frac{\varepsilon_0}{2} + \hbar\omega \\ & 0 & 0 & 0 & 0 & \frac{\varepsilon_0}{2} + \hbar\omega \end{pmatrix}, \tilde{V} = \begin{pmatrix} \ddots & & & & & \\ & 0 & J'_0 & 0 & J'_1 & 0 & J'_2 \\ & J'_0 & 0 & J'_{-1} & 0 & J'_{-2} & 0 \\ & 0 & J'_{-1} & 0 & J'_0 & 0 & J'_1 \\ & J'_1 & 0 & J'_0 & 0 & J'_{-1} & 0 \\ & 0 & J'_{-2} & 0 & J'_{-1} & 0 & J'_0 \\ & J'_2 & 0 & J'_1 & 0 & J'_0 & 0 \end{pmatrix} \quad (\text{B46})$$

We can reduce the infinite-dimensional matrix of the Floquet Hamiltonian (B36) to a 2x2 matrix by using the nearly degenerate perturbation formalism in the GVVPT (Aravind and Hirschfelder, 1984). Following perturbation theory, the 2x2 matrix h and its eigenstates solutions ϕ can be expanded in powers of λ

$$h = \sum_{m=0}^{\infty} \lambda^m h^{(m)}, \quad (\text{B47a})$$

$$\phi = \sum_{m=0}^{\infty} \lambda^m \phi^{(m)}. \quad (\text{B47b})$$

For the n -photon resonance, the Floquet states are nearly degenerate, so

$$\phi_-^{(0)} = |\tilde{0}_0\rangle \text{ and } \phi_+^{(0)} = |\tilde{1}_0\rangle \quad (\text{B48})$$

and

$$h^{(0)} = \frac{1}{2} \begin{pmatrix} -\varepsilon_0 & 0 \\ 0 & \varepsilon_0 - 2n\hbar\omega \end{pmatrix}, \quad (\text{B49})$$

where the two states are nearly degenerate, that is, $\varepsilon_0 \approx n\hbar\omega$. Using GVVPT, a few high-order terms can be obtained:

$$\phi_-^{(1)} = \sum'_k \frac{-J'_k}{\varepsilon_0 + k\hbar\omega} |\tilde{1}_k\rangle, \quad (\text{B50a})$$

$$\phi_+^{(1)} = \sum'_k \frac{J'_k}{\varepsilon_0 + k\hbar\omega} |\tilde{1}_{-n-k}\rangle, \quad (\text{B50b})$$

$$h^{(1)} = \langle \phi^{(0)} | V' | \phi^{(0)} \rangle = J'_- \begin{pmatrix} 0 & 1 \\ 1 & 0 \end{pmatrix}, \quad (\text{B50c})$$

$$h^{(2)} = \langle \phi^{(0)} | V' | \phi^{(1)} \rangle - h^{(1)} \langle \phi^{(0)} | \phi^{(1)} \rangle = \sum'_k \frac{J_k'^2}{\varepsilon_0 + k\hbar\omega} \begin{pmatrix} -1 & 0 \\ 0 & 1 \end{pmatrix}, \quad (\text{B50d})$$

$$h^{(3)} = \langle \phi^{(1)} | V' | \phi^{(1)} \rangle - \langle \phi^{(1)} | \phi^{(1)} \rangle h^{(1)} = - \sum'_k \left(\sum'_l \frac{J'_k J'_l J'_{k+l+n}}{(\varepsilon_0 + k\hbar\omega)(\varepsilon_0 + l\hbar\omega)} + \frac{J_k'^2 J'_{-n}}{(\varepsilon_0 + k\hbar\omega)^2} \right) \begin{pmatrix} 0 & 1 \\ 1 & 0 \end{pmatrix}. \quad (\text{B50e})$$

Here, the summation \sum'_k is from $-\infty$ to ∞ , with the prime standing for $k \neq -n$. As a result of GVVPT, we obtain the Hamiltonian, which includes n -photon coupling channels

$$H_{\text{GVVPT}} = \frac{1}{2} \begin{pmatrix} -\varepsilon_0 + 2\delta_n & \tilde{\Delta}_n \\ \tilde{\Delta}_n & \varepsilon_0 - 2\delta_n - 2n\hbar\omega \end{pmatrix}, \quad (\text{B51})$$

where

$$\tilde{\Delta}_n = J'_{-n} 2\lambda - \sum'_k \left(\sum'_l \frac{J'_k J'_l J'_{k+l+n}}{(\varepsilon_0 + k\hbar\omega)(\varepsilon_0 + l\hbar\omega)} + \frac{J_k'^2 J'_{-n}}{(\varepsilon_0 + k\hbar\omega)^2} \right) 2\lambda^3 + O(\lambda^5), \quad (\text{B52a})$$

$$\delta_n = \sum'_k 2 \frac{J_k'^2}{\varepsilon_0 + k\hbar\omega} \lambda^2 + O(\lambda^4). \quad (\text{B52b})$$

Then, we find eigenvalues of the GVVPT Hamiltonian (B51)

$$\epsilon_{0,1} = -\frac{n\hbar\omega}{2} \pm \hbar\tilde{\Omega}, \quad (\text{B53})$$

where

$$\left(\hbar\tilde{\Omega}_R \right)^2 = (n\hbar\omega - \varepsilon_0 + \delta_n)^2 + \tilde{\Delta}_n^2. \quad (\text{B54})$$

It gives the n -photon time-dependent upper-level occupation probability

$$P_{\text{up}}^{(n)}(t) = \frac{1}{2} \frac{\tilde{\Delta}_n^2}{\left(\hbar\tilde{\Omega}_R \right)^2} \left(1 - \cos \tilde{\Omega}_R t \right), \quad (\text{B55})$$

and averaged occupation probability

$$\overline{P}_{\text{up}}^{(n)} = \lim_{t \rightarrow \infty} \frac{1}{t} \int_0^t P_{\text{up}}^{(n)}(t') dt' = \frac{1}{2} \frac{\tilde{\Delta}_n^2}{\tilde{\Delta}_n^2 + (n\hbar\omega - \varepsilon_0 + \delta_n)^2}. \quad (\text{B56})$$

When we take only the first term of this, we can reach the RWA limit

$$\overline{P}_{\text{up}}^{(n)} = \frac{1}{2} \frac{\Delta_n^2}{\Delta_n^2 + (n\hbar\omega - \varepsilon_0)^2}, \quad (\text{B57})$$

where Δ_n is the same as in the RWA and as was defined in Eq. (B26).

4. Rate equation and white noise approach

In this subsection, we describe a TLS dynamics modeling the decoherence by adding classical noise and then solving the rate equation. We demonstrate that such approach gives exactly the same solution as the one by solving the Bloch equation in the RWA.

a. Transition rate

Consider a transition rate in a driven TLS, following (Berns *et al.*, 2006) [see also (Otxoa *et al.*, 2019)]. This is described by the Hamiltonian

$$H(t) = -\frac{1}{2} \begin{pmatrix} \varepsilon(t) & \Delta \\ \Delta & -\varepsilon(t) \end{pmatrix}, \quad (\text{B58})$$

$$\varepsilon(t) = \varepsilon_0 + A \cos \omega t + \delta \varepsilon(t), \quad (\text{B59})$$

where $\delta \varepsilon(t)$ stands for classical noise, which models decoherence here.

After the unitary transformation

$$U = \exp \left(i \frac{\phi(t)}{2} \sigma_z \right), \quad \phi(t) = \frac{1}{\hbar} \int_0^t dt' \varepsilon(t'), \quad (\text{B60})$$

we obtain

$$H'(t) = U^\dagger H U - i \hbar U^\dagger \dot{U} = \begin{pmatrix} 0 & \Delta(t) \\ \Delta^*(t) & 0 \end{pmatrix}, \quad (\text{B61})$$

where

$$\Delta(t) = \Delta e^{-i\phi}. \quad (\text{B62})$$

Perturbation theory gives the transition rate:

$$W = \lim_{\delta t \rightarrow \infty} \frac{|A_{t,t'}|^2}{\delta t}, \quad A_{t,t'} = \frac{1}{2} \int_t^{t'} dt' \Delta(t'), \quad \delta t = t' - t. \quad (\text{B63})$$

Here, the limit implies $\delta t \gg T_2$. Perturbation theory is valid, provided that the change of the qubit population is slow on the scale of T_2 , which means that we have $W \ll T_2$ (Berns *et al.*, 2006; Danon and Rudner, 2014).

We add the averaging over white noise $\langle \dots \rangle_{\delta \varepsilon}$ and rewrite this:

$$W = \frac{1}{4} \lim_{\delta t \rightarrow \infty} \frac{1}{\delta t} \int_0^\tau d\tau \int_t^{t'} dt' \langle \Delta(t+\tau) \Delta^*(t') \rangle_{\delta \varepsilon}. \quad (\text{B64})$$

Next, we use the Jacobi–Anger expansion, Eq. (B26), to remove the sine from the exponent

$$\begin{aligned} e^{-i\phi(t)} &= \exp \left(-i \frac{\varepsilon_0}{\hbar} t - i \frac{A}{\hbar \omega} \sin \omega t - i \delta \phi(t) \right) = \\ &= e^{-i \frac{\varepsilon_0}{\hbar} t} e^{-i \delta \phi(t)} \sum_{n=-\infty}^{\infty} J_n(x) e^{-in\omega t}. \end{aligned} \quad (\text{B65})$$

Here, we define

$$\delta \phi(t) = \frac{1}{\hbar} \int_0^t dt' \delta \varepsilon(t') \quad \text{and} \quad x = \frac{A}{\hbar \omega}. \quad (\text{B66})$$

If the noise is frequency independent (white) in a low-frequency region, the averaging gives (Du *et al.*, 2013b)

$$\left\langle e^{i\delta\phi(t)} e^{-i\delta\phi(t')} \right\rangle_{\delta\varepsilon} = e^{-\Gamma_2|t-t'|}. \quad (\text{B67})$$

Then, calculating the integral

$$\int_{-\infty}^{\infty} d\tau e^{-i(\frac{\varepsilon_0}{\hbar} - n\omega)\tau} e^{-\Gamma_2|\tau|} = \frac{2\Gamma_2}{(\frac{\varepsilon_0}{\hbar} - n\omega)^2 + \Gamma_2^2}, \quad (\text{B68})$$

we obtain the transition rate

$$W = \sum_{n=-\infty}^{\infty} W_n, \quad (\text{B69})$$

$$W_n = \frac{1}{2}\Gamma_2 \frac{\Delta_n^2}{(\frac{\varepsilon_0}{\hbar} - n\omega)^2 + \Gamma_2^2}, \quad (\text{B70})$$

$$\Delta_n = \Delta J_n(x). \quad (\text{B71})$$

Note that the transition rate W consists of the partial contributions W_n , each of which is essential in the vicinity of the n -th resonance, $\varepsilon_0 \sim n\hbar\omega$.

b. Rate equation

The rate equation for a TLS reads

$$\frac{dP_+}{dt} = (W + \Gamma'_1) P_- - (W + \Gamma_1) P_+. \quad (\text{B72})$$

Here, Γ_1 stands for the relaxation rate from the excited to the ground state, and $\Gamma'_1 = \Gamma_1 e^{-\Delta E/k_B T}$ stands for the thermally-excited inverse relaxation. From this, it is apparent how to take temperature into account. In the following, we assume the low-temperature limit ($T = 0$) and adopt $\Gamma'_1 = 0$.

As the second equation, we can write down the equation for dP_-/dt , analogously to Eq. (B72), or use the condition $P_+ + P_- = 1$. Then, in the stationary regime, with the zero l.h.s. in Eq. (B72), we obtain

$$P_+ = \frac{W}{2W + \Gamma_1}. \quad (\text{B73})$$

In the vicinity of the k -th resonance, that is, at $\varepsilon_0 \sim k\hbar\omega$, the probability is given by the k -th term W_k , Eq. (B70):

$$P_+^{(k)} = \frac{W_k}{2W_k + \Gamma_1}. \quad (\text{B74})$$

The summation of all possible resonances gives the full upper-level occupation probability:

$$P_+ = \sum_{k=-\infty}^{\infty} P_+^{(k)} = \frac{1}{2} \sum_{k=-\infty}^{\infty} \frac{\Delta_k^2}{\Delta_k^2 + \frac{\Gamma_1}{\Gamma_2} (\frac{\varepsilon_0}{\hbar} - k\omega)^2 + \Gamma_1 \Gamma_2}. \quad (\text{B75})$$

This exactly coincides with the solution of the Bloch equations in the RWA, Eq. (68).

c. From Bessel to Airy

It may be instructive to rewrite the Bessel function via the Airy function, as in Ref. (Berns *et al.*, 2006), (see also Ref. (Malla and Raikh, 2019))

$$J_k(x) \approx \sqrt[3]{\frac{2}{x}} \text{Ai} \left(\sqrt[3]{\frac{2}{x}} (k - x) \right), \quad (\text{B76})$$

which is valid for $n \gg 1$ and $n > x$. Here, we can obtain Eq. (B76) using Eqs. (8.455) and (8.433) from Ref. (GradshTEyn and Ryzhik, 2007) and the definition of the Airy function of the first kind, $\text{Ai}(u) = \frac{1}{\pi} \int_0^\infty dt \cos\left(\frac{t^3}{3} + ut\right)$.

With this remark, we can proceed with the series in Eq. (B69). From the denominator in Eq. (B70), it follows that we can make the replacement in the nominator: $k \rightarrow \varepsilon_0/\hbar\omega$; then, the respective Airy function goes out of the summation. We can execute the summation by expanding the fraction into two elementary fractions:

$$\frac{1}{\left(\frac{\varepsilon_0}{\hbar} - k\omega\right)^2 + \Gamma_2^2} = \frac{1}{\Gamma_2\omega} \text{Im} \frac{1}{z - k}, \quad z = \frac{\varepsilon_0}{\hbar\omega} - i\frac{\Gamma_2}{\omega}. \quad (\text{B77})$$

To calculate the sum, consider the expansion of the cotangent (GradshTEyn and Ryzhik, 2007) and its approximation for $|z| \gg 1$:

$$\cot \pi z = \frac{1}{\pi z} + \frac{1}{\pi} \sum_{k=-\infty}^{\infty} \frac{z}{k(z-k)} \approx \frac{1}{\pi} \sum_{k=-\infty}^{\infty} \frac{1}{z-k}. \quad (\text{B78})$$

As a result, we obtain

$$W \approx \frac{\pi\Delta^2}{2\hbar\omega} \left(\frac{2\hbar\omega}{A}\right)^{2/3} \text{Ai}^2\left(\sqrt[3]{\frac{2\hbar\omega}{A}} \frac{\varepsilon_0 - A}{\hbar\omega}\right) \times \text{Im} \cot\left[\pi\left(\frac{\varepsilon_0}{\hbar\omega} - i\frac{\Gamma_2}{\omega}\right)\right]. \quad (\text{B79})$$

This formula, together with Eq. (B73), is very convenient for further analysis of the upper-level occupation probability, of which the example follows.

d. Double-passage regime

Consider the case when the decoherence rate is of the order of a driving period, $\Gamma_2 \gtrsim \omega$. Then, $\cot(\dots) \approx i$ and, making use of Airy function asymptotics at a large negative argument (i.e., for the relevant $A > \varepsilon_0$), we obtain:

$$\begin{aligned} W &\approx \frac{\pi\Delta^2}{2\hbar\omega} \sqrt[3]{\frac{4}{x^2}} \text{Ai}^2\left(\sqrt[3]{\frac{2}{x}} \frac{\varepsilon_0 - A}{\hbar\omega}\right) \approx \\ &\approx \frac{1}{2} \frac{\Delta^2}{A} \left(1 - \frac{\varepsilon_0}{A}\right)^{-1/2} \cos^2\left[\frac{2\sqrt{2}}{3} \frac{A}{\hbar\omega} \left(1 - \frac{\varepsilon_0}{A}\right)^{3/2} - \frac{\pi}{4}\right]. \end{aligned} \quad (\text{B80})$$

Equation (B80) can be simplified in the leading order in ε_0/A :

$$W \approx \frac{1}{2} \frac{\Delta^2}{A} \cos^2\left[\frac{2\sqrt{2}}{3} \frac{A}{\hbar\omega} - \sqrt{2} \frac{\varepsilon_0}{\hbar\omega} - \frac{\pi}{4}\right]. \quad (\text{B81})$$

Importantly, the above result can be obtained by directly considering the double-passage regime, as pointed out by (Berns *et al.*, 2006). Indeed, from the AIM, in the fast passage limit ($\Delta^2/A\hbar\omega < 1$), for the upper-level occupation probability, it follows see Eq. (46) and also in Refs. (Chatterjee *et al.*, 2018; Shevchenko *et al.*, 2010):

$$P_+^{\text{double}} \simeq 2\pi \frac{\Delta^2}{A\hbar\omega} \left(1 - \frac{\varepsilon_0^2}{A^2}\right)^{-1/2} \sin^2 \Phi_{\text{St}}, \quad (\text{B82})$$

$$\Phi_{\text{St}} = -\frac{\varepsilon_0}{\hbar\omega} \arccos \frac{\varepsilon_0}{A} + \frac{A}{\hbar\omega} \left(1 - \frac{\varepsilon_0^2}{A^2}\right)^{1/2} - \frac{\pi}{4}. \quad (\text{B83})$$

Equation (B82) can be simplified in leading order in ε_0/A :

$$P_+^{\text{double}} \simeq \frac{2\pi}{\hbar\omega} \frac{\Delta^2}{A} \sin^2\left[\frac{A}{\hbar\omega} - \frac{\pi}{2} \frac{\varepsilon_0}{\hbar\omega} - \frac{\pi}{4}\right]. \quad (\text{B84})$$

Remarkably, the oscillations in this latter formula are very close to the ones in Eq. (B81). Compare the respective terms in the two equations: $\frac{2\sqrt{2}}{3} \simeq 0.94$, which meets 1, and $\sqrt{2} \simeq 1.4$, which meets $\pi/2 \simeq 1.57$. From Eq. (B73), we have $P_+ \simeq T_1 W$, and then, we have identical multiplier factors before sine in Eq. (B84) and from Eq. (B81), provided the relaxation time is equal to two driving periods, $T_1 = 2T_d$, where $T_d = 2\pi/\omega$.

References

- Abadir, K. M. (1993), “Expansions for some confluent hypergeometric functions,” *J. Phys. A: Math. Gen.* **26** (16), 4059.
- Abovyan, G. A., and G. Y. Kryuchkyan (2016), “Multiphoton resonant manipulation of qubits by train of pulses,” *J. Opt. Soc. Am. B* **33** (5), 971.
- Aers, G. C., S. A. Studenikin, G. Granger, A. Kam, P. Zawadzki, Z. R. Wasilewski, and A. S. Sachrajda (2012), “Coherent exchange and double beam splitter oscillations in a triple quantum dot,” *Phys. Rev. B* **86** (4), 045316.
- Agarwal, K., S. Ganeshan, and R. N. Bhatt (2017), “Localization and transport in a strongly driven Anderson insulator,” *Phys. Rev. B* **96** (1), 014201.
- Ahmadinouri, F., M. Hosseini, and F. Sarreshtedari (2019), “Investigation of robust population transfer using quadratically chirped laser interacting with a two-level system,” *Phys. Scr.* **94** (10), 105404.
- Akkermans, E., and G. V. Dunne (2012), “Ramsey fringes and time-domain multiple-slit interference from vacuum,” *Phys. Rev. Lett.* **108** (3), 030401.
- Albash, T., and D. A. Lidar (2018), “Adiabatic quantum computation,” *Rev. Mod. Phys.* **90** (1), 015002.
- Alzar, C. L. G., M. A. G. Martinez, and P. Nussenzveig (2002), “Classical analog of electromagnetically induced transparency,” *Am. J. Phys.* **70** (1), 37.
- Amin, M. H. S. (2009), “Consistency of the adiabatic theorem,” *Phys. Rev. Lett.* **102** (22), 220401.
- Ao, P., and J. Rammer (1989), “Influence of dissipation on the Landau-Zener transition,” *Phys. Rev. Lett.* **62** (25), 3004.
- Ao, P., and J. Rammer (1991), “Quantum dynamics of a two-state system in a dissipative environment,” *Phys. Rev. B* **43** (7), 5397.
- Aravind, P. K., and J. O. Hirschfelder (1984), “Two-state systems in semiclassical and quantized fields,” *J. Phys. Chem.* **88** (21), 4788.
- Árbó, D. G., K. L. Ishikawa, K. Schiessl, E. Persson, and J. Burgdörfer (2010), “Intracycle and intercycle interferences in above-threshold ionization: The time grating,” *Phys. Rev. A* **81** (2), 021403.
- Ashhab, S. (2014), “Landau-Zener transitions in a two-level system coupled to a finite-temperature harmonic oscillator,” *Phys. Rev. A* **90** (6), 062120.
- Ashhab, S. (2016), “Landau-Zener transitions in an open multilevel quantum system,” *Phys. Rev. A* **94** (4), 042109.
- Ashhab, S. (2017), “Landau-Zener-Stueckelberg interferometry with driving fields in the quantum regime,” *J. Phys. A: Math. Theor.* **50** (13), 134002.
- Ashhab, S., J. R. Johansson, and F. Nori (2006), “Decoherence in a scalable adiabatic quantum computer,” *Physical Review A* **74** (5), 052330.
- Ashhab, S., J. R. Johansson, A. M. Zagoskin, and F. Nori (2007), “Two-level systems driven by large-amplitude fields,” *Phys. Rev. A* **75** (6), 063414.
- Atia, Y., Y. Oren, and N. Katz (2019), “Robust diabatic Grover search by Landau-Zener-Stückelberg oscillations,” *Entropy* **21** (10), 937.
- Autler, S. H., and C. H. Townes (1955), “Stark effect in rapidly varying fields,” *Phys. Rev.* **100** (2), 703.
- Averbukh, I. S., and N. F. Perel'man (1985), “Quasienergy and optical spectra of a two-level system in a low-frequency field of arbitrary strength,” *JETP* **61** (4), 665.
- Band, Y. B., and Y. Avishai (2019), “Three-level Landau-Zener dynamics,” *Phys. Rev. A* **99** (3), 032112.
- Band, Y. B., and Y. Japha (2022), “Tuning the adiabaticity of spin dynamics in diamond nitrogen vacancy centers,” *J. Phys.: Condens. Matter* , 1361.
- Barnes, E. (2013), “Analytically solvable two-level quantum systems and Landau-Zener interferometry,” *Phys. Rev. A* **88** (1), 013818.
- Barnes, E., F. A. Calderon-Vargas, W. Dong, B. Li, J. Zeng, and F. Zhuang (2022), “Dynamically corrected gates from geometric space curves,” *Quantum Sci. Technol.* **7** (2), 023001.
- Barone, S. R., M. A. Narcowich, and F. J. Narcowich (1977), “Floquet theory and applications,” *Phys. Rev. A* **15** (3), 1109.
- Barra, F., and M. Esposito (2016), “Dissipation in small systems: Landau-Zener approach,” *Phys. Rev. E* **93** (6), 062118.
- Baruch, M. C., and T. F. Gallagher (1992), “Ramsey interference fringes in single pulse microwave multiphoton transitions,” *Phys. Rev. Lett.* **68** (24), 3515.
- Bason, M. G., M. Viteau, N. Malossi, P. Huillery, E. Arimondo, D. Ciampini, R. Fazio, V. Giovannetti, R. Mannella, and O. Morsch (2012), “High-fidelity quantum driving,” *Nat. Phys.* **8** (2), 147.
- Bassani, G. F., Ed. (2006), *Ettore Majorana scientific papers. On occasion of the centenary of his birth* (Springer, Berlin) Chap. Oriented atoms in a variable magnetic field.
- Béguin, A., T. Rodzinka, J. Vigué, B. Allard, and A. Gauguier (2022), “Characterization of an atom interferometer in the quasi-Bragg regime,” *Phys. Rev. A* **105** (3), 033302.
- Beijersbergen, M. W., R. J. C. Spreeuw, L. Allen, and J. P. Woerdman (1992), “Multiphoton resonances and Bloch-Siegert shifts observed in a classical two-level system,” *Phys. Rev. A* **45** (3), 1810.
- Benderskii, V. A., E. V. Vetoshkin, and E. I. Kats (2003), “Instanton versus traditional WKB approach to the Landau-Zener problem,” *J. Exp. Theor. Phys.* **97** (2), 232.
- Bendersky, D., P. R. Zangara, and H. M. Pastawski (2013), “Fragility of superposition states evaluated by the Loschmidt echo,” *Phys. Rev. A* **88** (3), 032102.
- Benisty, H., N. Piskunov, P. K. Kashkarov, and O. Khayam (2011), “Crossing of manifolds leads to flat dispersion: Blazed Littrow waveguides,” *Phys. Rev. A* **84** (6), 063825.

- Benito, M., M. Niklas, and S. Kohler (2016), “Full-counting statistics of time-dependent conductors,” *Phys. Rev. B* **94** (19), 195433.
- Bera, T., S. Majumder, S. K. Sahu, and V. Singh (2021), “Large flux-mediated coupling in hybrid electromechanical system with a transmon qubit,” *Comm. Phys.* **4** (1), 12.
- Bergmann, K., H. Theuer, and B. W. Shore (1998), “Coherent population transfer among quantum states of atoms and molecules,” *Rev. Mod. Phys.* **70** (3), 1003.
- Berns, D. M., W. D. Oliver, S. O. Valenzuela, A. V. Shytov, K. K. Berggren, L. S. Levitov, and T. P. Orlando (2006), “Coherent quasiclassical dynamics of a persistent current qubit,” *Phys. Rev. Lett.* **97** (15), 150502.
- Berns, D. M., M. S. Rudner, S. O. Valenzuela, K. K. Berggren, W. D. Oliver, L. S. Levitov, and T. P. Orlando (2008), “Amplitude spectroscopy of a solid-state artificial atom,” *Nature* **455** (7209), 51.
- Berry, M. (1995), “Two-state quantum asymptotics,” *Ann. N.Y. Acad. Sci.* **755** (1), 303.
- Berry, M. V. (2009), “Transitionless quantum driving,” *J. Phys. A: Math. Theor.* **42** (36), 365303.
- Bethhausen, C., T. Dollinger, H. Saarikoski, V. Kolkovsky, G. Karczewski, T. Wojtowicz, K. Richter, and D. Weiss (2012), “Spin-transistor action via tunable Landau-Zener transitions,” *Science* **337** (6092), 324.
- Blattmann, R., P. Hänggi, and S. Kohler (2015), “Qubit interference at avoided crossings: the role of driving shape and bath coupling,” *Phys. Rev. A* **91** (4), 042109.
- Blattmann, R., H. J. Krenner, S. Kohler, and P. Hänggi (2014), “Entanglement creation in a quantum-dot-nanocavity system by Fourier-synthesized acoustic pulses,” *Phys. Rev. A* **89** (1), 012327.
- Bleu, O., G. Malpuech, Y. Gao, and D. Solnyshkov (2018), “Effective theory of nonadiabatic quantum evolution based on the quantum geometric tensor,” *Phys. Rev. Lett.* **121** (2), 020401.
- Bliokh, K. Y., and S. V. Grinyok (2001), “On the criterion for effectiveness of wave linear transformation in a smoothly inhomogeneous medium and of nonadiabatic transitions during atomic collisions,” *J. Exp. Theor. Phys.* **93** (1), 71.
- Bonifacio, M., D. Domínguez, and M. J. Sánchez (2020), “Landau-Zener-Stückelberg interferometry in dissipative circuit quantum electrodynamics,” *Phys. Rev. B* **101** (24), 245415.
- Boolakee, T., C. Heide, F. Wagner, C. Ott, M. Schlecht, J. Ristein, H. B. Weber, and P. Hommelhoff (2020), “Length-dependence of light-induced currents in graphene,” *J. Phys. B: At., Mol. Opt. Phys.* **53** (15), 154001.
- Boris, A. A., and V. M. Krasnov (2015), “Quantization of the superconducting energy gap in an intense microwave field,” *Phys. Rev. B* **92** (17), 174506.
- Braakman, F. R., P. Barthelemy, C. Reichl, W. Wegscheider, and L. M. K. Vandersypen (2013), “Long-distance coherent coupling in a quantum dot array,” *Nat. Nanotechnol.* **8** (6), 432.
- Brataas, A., and E. I. Rashba (2011), “Nuclear dynamics during Landau-Zener singlet-triplet transitions in double quantum dots,” *Phys. Rev. B* **84** (4), 045301.
- Brundobler, S., and V. Elser (1993), “S-matrix for generalized Landau-Zener problem,” *J. Phys. A: Math. Gen.* **26** (5), 1211.
- Bäuerle, C., Y. M. Bunkov, S. N. Fisher, H. Godfrin, and G. R. Pickett (1996), “Laboratory simulation of cosmic string formation in the early Universe using superfluid ^3He ,” *Nature* **382** (6589), 332.
- Buluta, I., S. Ashhab, and F. Nori (2011), “Natural and artificial atoms for quantum computation,” *Rep. Prog. Phys.* **74** (10), 104401.
- Buluta, I., and F. Nori (2009), “Quantum simulators,” *Science* **326** (5949), 108.
- Burin, A. L., A. O. Maksymov, and K. D. Osborn (2014), “Quantum coherent manipulation of two-level systems in superconducting circuits,” *Supercond. Sci. Technol.* **27** (8), 084001.
- Burkard, G. (2010), “Splitting spin states on a chip,” *Science* **327** (5966), 650.
- Burkard, G., T. D. Ladd, J. M. Nichol, A. Pan, and J. R. Petta (2021), “Semiconductor spin qubits,” *ArXiv* 2112.08863 .
- Bychkov, Y. A., and A. M. Dykhne (1970), “Breakdown in semiconductors in an alternating electric field,” *Sov. Phys. JETP* **31** (5), 928.
- Bylander, J., M. S. Rudner, A. V. Shytov, S. O. Valenzuela, D. M. Berns, K. K. Berggren, L. S. Levitov, and W. D. Oliver (2009), “Pulse imaging and nonadiabatic control of solid-state artificial atoms,” *Phys. Rev. B* **80** (22), 220506.
- Cahn, S., J. Ammon, E. Kirilov, Y. Gurevich, D. Murphree, R. Paolino, D. Rahmlow, M. Kozlov, and D. DeMille (2014), “Zeeman-tuned rotational level-crossing spectroscopy in a diatomic free radical,” *Phys. Rev. Lett.* **112** (16), 163002.
- Calero, C., E. M. Chudnovsky, and D. A. Garanin (2005), “Quantum dynamics of a nanomagnet in a rotating field,” *Phys. Rev. B* **72** (2), 024409.
- Campbell, D. L., Y.-P. Shim, B. Kannan, R. Winik, D. K. Kim, A. Melville, B. M. Niedzielski, J. L. Yoder, C. Tahan, S. Gustavsson, and W. D. Oliver (2020), “Universal nonadiabatic control of small-gap superconducting qubits,” *Phys. Rev. X* **10** (4), 041051.
- Cao, G., H.-O. Li, T. Tu, L. Wang, C. Zhou, M. Xiao, G.-C. Guo, H.-W. Jiang, and G.-P. Guo (2013), “Ultrafast universal quantum control of a quantum-dot charge qubit using Landau-Zener-Stückelberg interference,” *Nat. Commun.* **4** (1), 1401.
- Cao, Y.-F., L.-F. Wei, and B.-P. Hou (2010), “Exact solutions to Landau-Zener problems by evolution operator method,” *Phys. Lett. A* **374** (22), 2281.
- Chang, Y.-H., D. Dubyna, W.-C. Chien, C.-H. Chen, C.-S. Wu, and W. Kuo (2020), “Cavity quantum electrodynamics with dressed states of a superconducting artificial atom,” *ArXiv* 1906.06730 .
- Chasseur, T., L. S. Theis, Y. R. Sanders, D. J. Egger, and F. K. Wilhelm (2015), “Engineering adiabaticity at an avoided crossing with optimal control,” *Phys. Rev. A* **91** (4), 043421.
- Chatterjee, A., S. N. Shevchenko, S. Barraud, R. M. Otxoa, F. Nori, J. J. L. Morton, and M. F. Gonzalez-Zalba (2018), “A silicon-based single-electron interferometer coupled to a fermionic sea,” *Phys. Rev. B* **97** (4), 045405.
- Chen, B.-B., B.-C. Wang, G. Cao, H.-O. Li, M. Xiao, G.-C. Guo, H.-W. Jiang, X. Hu, and G.-P. Guo (2017), “Spin blockade

- and coherent dynamics of high-spin states in a three-electron double quantum dot,” *Phys. Rev. B* **95** (3), 035408.
- Chen, J.-D., X.-D. Wen, G.-Z. Sun, and Y. Yu (2011), “Landau—Zener—Stückelberg interference in a multi-anticrossing system,” *Chin. Phys. B* **20** (8), 088501.
- Chen, M.-B., B.-C. Wang, S. Kohler, Y. Kang, T. Lin, S.-S. Gu, H.-O. Li, G.-C. Guo, X. Hu, H.-W. Jiang, G. Cao, and G.-P. Guo (2021a), “Floquet state depletion in ac-driven circuit QED,” *Phys. Rev. B* **103** (20), 205428.
- Chen, X., I. Lizuain, A. Ruschhaupt, D. Guéry-Odelin, and J. G. Muga (2010), “Shortcut to adiabatic passage in two- and three-level atoms,” *Phys. Rev. Lett.* **105** (12), 123003.
- Chen, Y.-H., W. Qin, X. Wang, A. Miranowicz, and F. Nori (2021b), “Shortcuts to adiabaticity for the quantum rabi model: Efficient generation of giant entangled cat states via parametric amplification,” *Phys. Rev. Lett.* **126** (2), 023602.
- Chen, Z.-G., W. Tang, R.-Y. Zhang, Z. Chen, and G. Ma (2021c), “Landau-Zener transition in the dynamic transfer of acoustic topological states,” *Phys. Rev. Lett.* **126** (5), 054301.
- Chichinin, A. I. (2013), “Comment on the Landau-Zener formula,” *J. of Phys. Chem. B* **117** (19), 6018.
- Child, M. (1996), *Molecular Collision Theory* (Dover Publications).
- Child, M. S. (1974), “On the Stueckelberg formula for non-adiabatic transitions,” *Mol. Phys.* **28** (2), 495.
- Childress, L., and J. McIntyre (2010), “Multifrequency spin resonance in diamond,” *Phys. Rev. A* **82** (3), 033839.
- Chin, C., R. Grimm, P. Julienne, and E. Tiesinga (2010), “Feshbach resonances in ultracold gases,” *Rev. Mod. Phys.* **82** (2), 1225.
- Chotorlishvili, L., A. Ugulava, G. Mchedlishvili, A. Komnik, S. Wimberger, and J. Berakdar (2011), “Nonlinear dynamics of two coupled nano-electromechanical resonators,” *J. Phys. B: At., Mol. Opt. Phys.* **44** (21), 215402.
- Chu, S.-I. (1989), “Generalized Floquet theoretical approaches to intense-field multiphoton and nonlinear optical processes,” in *Adv. in Chem. Phys.* (John Wiley & Sons, Inc.) pp. 739–799.
- Chu, S.-I., and D. A. Telnov (2004), “Beyond the Floquet theorem: generalized Floquet formalisms and quasienergy methods for atomic and molecular multiphoton processes in intense laser fields,” *Phys. Rep.* **390** (1-2), 1.
- Cifarelli, L., Ed. (2020a), *Scientific Papers of Ettore Majorana* (Springer, Berlin) Chap. Oriented atoms in a variable magnetic field.
- Cifarelli, L., Ed. (2020b), *Scientific Papers of Ettore Majorana* (Springer, Berlin) Chap. Comment on: “Oriented atoms in a variable magnetic field”, by M. Inguscio.
- Coffey, D., D. C. Lorents, and F. T. Smith (1969), “Collision spectroscopy. II. inelastic scattering of He^+ by Ne,” *Phys. Rev.* **187** (1), 201.
- Cohen-Tannoudji, C., J. Dupont-Roc, and G. Grynberg (1998), *Atom-Photon Interactions* (Wiley-VCH Verlag GmbH).
- Cong, S., M.-Y. Gao, G. Cao, G.-C. Guo, and G.-P. Guo (2015), “Ultrafast manipulation of a double quantum-dot charge qubit using Lyapunov-based control method,” *IEEE J. of Quantum Electron.* **51** (8), 1.
- Cooper, B. K., and V. M. Yakovenko (2006), “Interlayer Aharonov-Bohm interference in tilted magnetic fields in quasi-one-dimensional organic conductors,” *Phys. Rev. Lett.* **96** (3), 037001.
- Cui, J.-M., Y.-F. Huang, Z. Wang, D.-Y. Cao, J. Wang, W.-M. Lv, L. Luo, A. del Campo, Y.-J. Han, C.-F. Li, and G.-C. Guo (2016), “Experimental trapped-ion quantum simulation of the Kibble-Zurek dynamics in momentum space,” *Sci. Rep.* **6** (1), 33381.
- Cullimore, M., M. J. Everitt, M. A. Ormerod, J. H. Samson, R. D. Wilson, and A. M. Zagorskin (2012), “Relationship between minimum gap and success probability in adiabatic quantum computing,” *J. Phys. A: Math. Theor.* **45** (50), 505305.
- Damski, B. (2005), “The simplest quantum model supporting the Kibble-Zurek mechanism of topological defect production: Landau-Zener transitions from a new perspective,” *Phys. Rev. Lett.* **95** (3), 035701.
- Damski, B., and W. H. Zurek (2006), “Adiabatic-impulse approximation for avoided level crossings: from phase-transition dynamics to Landau-Zener evolutions and back again,” *Phys. Rev. A* **73** (6), 063405.
- Danga, J. E., S. C. Kenfack, and L. C. Fai (2016), “Quantum wire and magnetic control of a spin qubit in the Landau-Zener-Stückelberg interferometry transition,” *J. Phys. A: Math. Theor.* **49** (19), 195306.
- Danon, J., and M. S. Rudner (2014), “Multilevel interference resonances in strongly driven three-level systems,” *Phys. Rev. Lett.* **113** (24), 247002.
- Davis, J. P. (1976), “Nonadiabatic transitions induced by a time-dependent Hamiltonian in the semiclassical/adiabatic limit: The two-state case,” *J. Chem. Phys.* **64** (8), 3129.
- Degen, C., F. Reinhard, and P. Cappellaro (2017), “Quantum sensing,” *Rev. Mod. Phys.* **89** (3), 035002.
- Delos, J. B., and W. R. Thorson (1972), “Studies of the potential-curve-crossing problem. II. General theory and a model for close crossings,” *Phys. Rev. A* **6** (2), 728.
- Demirplak, M., and S. A. Rice (2003), “Adiabatic population transfer with control fields,” *J. Phys. Chem. A* **107** (46), 9937.
- Demkov, Y. N., and V. I. Osherov (1968), “Stationary and nonstationary problems in quantum mechanics that can be solved by means of contour integration,” *Sov. Phys. JETP* **26** (916), 1.
- Demkov, Y. N., and V. N. Ostrovsky (1995), “Crossing of two bands of potential curves,” *J. Phys. B: At., Mol. Opt. Phys.* **28** (3), 403.
- Deng, C., J.-L. Orgiazzi, F. Shen, S. Ashhab, and A. Lupascu (2015), “Observation of Floquet states in a strongly driven artificial atom,” *Phys. Rev. Lett.* **115** (13), 133601.
- Deng, C., F. Shen, S. Ashhab, and A. Lupascu (2016), “Dynamics of a two-level system under strong driving: quantum-gate optimization based on Floquet theory,” *Phys. Rev. A* **94** (3), 032323.
- Denisenko, M. V., A. M. Satanin, S. Ashhab, and F. Nori (2010), “Dynamics of interacting qubits in a strong alternating electromagnetic field,” *Phys. Solid State* **52** (11), 2281.
- van Ditzhuijzen, C. S. E., A. Tauschinsky, and H. B. van Linden van den Heuvell (2009), “Observation of Stückelberg oscillations

- in dipole-dipole interactions,” *Phys. Rev. A* **80** (6), 063407.
- Divakaran, U., V. Mukherjee, A. Dutta, and D. Sen (2009), “Defect production due to quenching through a multicritical point,” *J. Stat. Mech: Theory Exp.* **2009** (02), P02007.
- Dodin, A., S. Garmon, L. Simine, and D. Segal (2014), “Landau-Zener transitions mediated by an environment: population transfer and energy dissipation,” *J. Chem. Phys.* **140** (12), 124709.
- Douçot, B., R. Danneau, K. Yang, J.-G. Caputo, and R. Mélin (2020), “Berry phase in superconducting multiterminal quantum dots,” *Phys. Rev. B* **101** (3), 035411.
- Dragoman, M. (2004), *Quantum-Classical Analogies* (Springer Berlin Heidelberg).
- Du, L., D. Lan, and Y. Yu (2013a), “Low-frequency Landau-Zener-Stückelberg interference in dissipative superconducting qubits,” *Low Temp. Phys.* **39** (8), 665.
- Du, L., M. Wang, and Y. Yu (2010), “Landau-Zener-Stückelberg interferometry in the presence of quantum noise,” *Phys. Rev. B* **82** (4), 045128.
- Du, L., and Y. Yu (2010), “Noise effects on Landau-Zener-Stückelberg interferometry in multilevel artificial atoms,” *Phys. Rev. B* **82** (14), 144524.
- Du, L., Y. Yu, and D. Lan (2013b), “Electromagnetically induced interference in a superconducting flux qubit,” *Low Temp. Phys.* **39** (6), 503.
- Duan, H.-G., R. J. D. Miller, and M. Thorwart (2016), “Impact of vibrational coherence on the quantum yield at a conical intersection,” *J. Phys. Chem. Lett.* **7** (17), 3491.
- Dupont-Ferrier, E., B. Roche, B. Voisin, X. Jehl, R. Wacquez, M. Vinet, M. Sanquer, and S. D. Franceschi (2013), “Coherent coupling of two dopants in a silicon nanowire probed by Landau-Zener-Stückelberg interferometry,” *Phys. Rev. Lett.* **110** (13), 136802.
- Dutta, A., G. Aeppli, B. K. Chakrabarti, U. Divakaran, T. F. Rosenbaum, and D. Sen (2015a), *Quantum phase transitions in transverse field spin models* (Cambr. Univ. Press).
- Dutta, A., A. Das, and K. Sengupta (2015b), “Statistics of work distribution in periodically driven closed quantum systems,” *Phys. Rev. E* **92** (1), 012104.
- Dykhne, A. M. (1962), “Adiabatic perturbation of discrete spectrum states,” *Sov. Phys. JETP* **14** (4), 941.
- Dziarmaga, J. (2005), “Dynamics of a quantum phase transition: Exact solution of the quantum Ising model,” *Phys. Rev. Lett.* **95** (24), 245701.
- Dziarmaga, J. (2010), “Dynamics of a quantum phase transition and relaxation to a steady state,” *Adv. Phys.* **59** (6), 1063.
- Eckardt, A. (2017), “Colloquium: Atomic quantum gases in periodically driven optical lattices,” *Rev. Mod. Phys.* **89** (1), 011004.
- Eckel, J., J. H. Reina, and M. Thorwart (2009), “Coherent control of an effective two-level system in a non-Markovian biomolecular environment,” *New J. Phys.* **11** (8), 085001.
- Emmanouilidou, A., X.-G. Zhao, P. Ao, and Q. Niu (2000), “Steering an eigenstate to a destination,” *Phys. Rev. Lett.* **85** (8), 1626.
- Esposito, S. (2014), *The Physics of Ettore Majorana: Theoretical, Mathematical, and Phenomenological* (Cambridge University Press).
- Esposito, S. (2017), *Ettore Majorana* (Springer-Verlag GmbH).
- Eu, B. C. (1970), “Theory of inelastic collisions: The WKB-type general solutions,” *J. Chem. Phys.* **52** (4), 1882.
- F. Wilczek, S. E. (2014), “Majorana and condensed matter physics,” in *The Physics of Ettore Majorana* (Cambr. Univ. Press) pp. 279–302.
- Fai, L. C., M. Tchoffo, and M. N. Jipdi (2015), “Landau Zener scenario in a trapped atomic gas: multi-level multi-particle model,” *Eur. Phys. J. B* **88** (7), 181.
- Faust, T., J. Rieger, M. J. Seitner, P. Krenn, J. P. Kotthaus, and E. M. Weig (2012), “Nonadiabatic dynamics of two strongly coupled nanomechanical resonator modes,” *Phys. Rev. Lett.* **109** (3), 037205.
- Feng, J.-J., Z. Huang, Z. Wang, and Q. Niu (2018), “Hysteresis from nonlinear dynamics of Majorana modes in topological Josephson junctions,” *Phys. Rev. B* **98** (13), 134515.
- Ferrón, A., D. Domínguez, and M. J. Sánchez (2010), “Large-amplitude harmonic driving of highly coherent flux qubits,” *Phys. Rev. B* **82** (13), 134522.
- Ferrón, A., D. Domínguez, and M. J. Sánchez (2012), “Tailoring population inversion in Landau-Zener-Stückelberg interferometry of flux qubits,” *Phys. Rev. Lett.* **109** (23), 237005.
- Ferrón, A., D. Domínguez, and M. J. Sánchez (2016), “Dynamic transition in Landau-Zener-Stückelberg interferometry of dissipative systems: The case of the flux qubit,” *Phys. Rev. B* **93** (6), 064521.
- Fillion-Gourdeau, F., D. Gagnon, C. Lefebvre, and S. MacLean (2016), “Time-domain quantum interference in graphene,” *Phys. Rev. B* **94** (12), 125423.
- Fink, J. M., M. Baur, R. Bianchetti, S. Filipp, M. Göppl, P. J. Leek, L. Steffen, A. Blais, and A. Wallraff (2009), “Thermal excitation of multi-photon dressed states in circuit quantum electrodynamics,” *Phys. Scr.* **T137**, 014013.
- Földi, P., M. G. Benedict, and F. M. Peeters (2008), “Dynamics of periodic anticrossings: Decoherence, pointer states, and hysteresis curves,” *Phys. Rev. A* **77** (1), 013406.
- Földi, P., M. G. Benedict, J. M. Pereira, and F. M. Peeters (2007), “Dynamics of molecular nanomagnets in time-dependent external magnetic fields: Beyond the Landau-Zener-Stückelberg model,” *Phys. Rev. B* **75** (10), 104430.
- Fogarty, M. A., K. W. Chan, B. Hensen, W. Huang, T. Tanttu, C. H. Yang, A. Laucht, M. Veldhorst, F. E. Hudson, K. M. Itoh, D. Culcer, T. D. Ladd, A. Morello, and A. S. Dzurak (2018), “Integrated silicon qubit platform with single-spin addressability, exchange control and single-shot singlet-triplet readout,” *Nat. Commun.* **9** (1), 4370.

- Førre, M. (2004), “Landau-Zener-Stueckelberg theory for multiphoton intrashell transitions in Rydberg atoms: Bloch-Siegert shifts and widths,” *Phys. Rev. A* **70** (1), 013406.
- Forster, F., M. Mühlbacher, R. Blattmann, D. Schuh, W. Wegscheider, S. Ludwig, and S. Kohler (2015), “Landau-Zener interference at bichromatic driving,” *Phys. Rev. B* **92** (24), 245422.
- Forster, F., G. Petersen, S. Manus, P. Hänggi, D. Schuh, W. Wegscheider, S. Kohler, and S. Ludwig (2014), “Characterization of qubit dephasing by Landau-Zener-Stückelberg-Majorana interferometry,” *Phys. Rev. Lett.* **112** (11), 116803.
- Fouokeng, G. C., M. Tchoffo, M. E. Ateufack, and L. C. Fai (2014), “Dynamics of a central electron spin coupled to an anti-ferromagnetic spin bath driven by a variable magnetic field in the Landau-Zener scenario,” *Eur. Phys. J. Plus* **129** (7), 151.
- Frimmer, M., and L. Novotny (2014), “The classical Bloch equations,” *Am. J. Phys* **82** (10), 947.
- Frisch, R., and E. Segre (1933), “Über die einstellung der richtungsquantelung. II,” *Z. Phys.* **80** (9-10), 610.
- Fu, H., Z.-C. Gong, T.-H. Mao, C.-P. Sun, S. Yi, Y. Li, and G.-Y. Cao (2016), “Classical analog of Stückelberg interferometry in a two-coupled-cantilever-based optomechanical system,” *Phys. Rev. A* **94** (4), 043855.
- Fu, H., G. Zhi-cheng, L.-p. Yang, T.-h. Mao, C.-p. Sun, S. Yi, Y. Li, and G.-y. Cao (2018), “Coherent optomechanical switch for motion transduction based on dynamically localized mechanical modes,” *Phys. Rev. App.* **9** (5), 054024.
- Fuchs, G. D., G. Burkard, P. V. Klimov, and D. D. Awschalom (2011), “A quantum memory intrinsic to single nitrogen-vacancy centres in diamond,” *Nat. Phys.* **7** (10), 789.
- Fuchs, J.-N., L.-K. Lim, and G. Montambaux (2012), “Interband tunneling near the merging transition of Dirac cones,” *Phys. Rev. A* **86** (6), 063613.
- Funo, K., N. Lambert, and F. Nori (2021), “General bound on the performance of counter-diabatic driving acting on dissipative spin systems,” *Phys. Rev. Lett.* **127** (15), 150401.
- Gagge, A., and J. Larson (2018), “Bloch-like energy oscillations,” *Phys. Rev. A* **98** (5), 053820.
- Gagnon, D., F. Fillion-Gourdeau, J. Dumont, C. Lefebvre, and S. MacLean (2016), “Coherent destruction of tunneling in graphene irradiated by elliptically polarized lasers,” *J. Phys.: Condens. Matter* **29** (3), 035501.
- Gagnon, D., F. Fillion-Gourdeau, J. Dumont, C. Lefebvre, and S. MacLean (2017), “Suppression of multiphoton resonances in driven quantum systems via pulse shape optimization,” *Phys. Rev. Lett.* **119** (5), 053203.
- Gaitan, F. (2003), “Temporal interferometry: A mechanism for controlling qubit transitions during twisted rapid passage with possible application to quantum computing,” *Phys. Rev. A* **68** (5), 052314.
- Gallego-Marcos, F., R. Sánchez, and G. Platero (2015), “Photon assisted long-range tunneling,” *J. Appl. Phys.* **117** (11), 112808.
- Gallego-Marcos, F., R. Sánchez, and G. Platero (2016), “Coupled Landau-Zener-Stückelberg quantum dot interferometers,” *Phys. Rev. B* **93** (7), 075424.
- Ganeshan, S., E. Barnes, and S. D. Sarma (2013), “Exact classification of Landau-Majorana-Stückelberg-Zener resonances by Floquet determinants,” *Phys. Rev. Lett.* **111** (13), 130405.
- Gao, Z.-P., D.-W. Zhang, Y. Yu, and S.-L. Zhu (2017), “Anti-Kibble-Zurek behavior of a noisy transverse-field XY chain and its quantum simulation with two-level systems,” *Phys. Rev. B* **95** (22), 224303.
- Garanin, D. A. (2003), “Landau-Zener-Stueckelberg effect in a model of interacting tunneling systems,” *Phys. Rev. B* **68** (1), 014414.
- Garanin, D. A. (2004), “Interference effect in the Landau-Zener tunneling of the antiferromagnetically coupled dimer of single-molecule magnets,” *Phys. Rev. B* **70** (21), 212403.
- Garanin, D. A., R. Neb, and R. Schilling (2008), “Effect of environmental spins on Landau-Zener transitions,” *Phys. Rev. B* **78** (9), 094405.
- Garanin, D. A., and R. Schilling (2002a), “Effects of nonlinear sweep in the Landau-Zener-Stueckelberg effect,” *Phys. Rev. B* **66** (17), 174438.
- Garanin, D. A., and R. Schilling (2002b), “Inverse problem for the Landau-Zener effect,” *Europhys. Lett.* **59** (1), 7.
- Garraway, B. M., and N. V. Vitanov (1997), “Population dynamics and phase effects in periodic level crossings,” *Phys. Rev. A* **55** (6), 4418.
- Gasparinetti, S., P. Solinas, and J. P. Pekola (2011), “Geometric Landau-Zener interferometry,” *Phys. Rev. Lett.* **107** (20), 207002.
- Gasparinetti, S., P. Solinas, Y. Yoon, and J. P. Pekola (2012), “Single Cooper-pair pumping in the adiabatic limit and beyond,” *Phys. Rev. B* **86** (6), 060502.
- Gaudreau, L., G. Granger, A. Kam, G. C. Aers, S. A. Studenikin, P. Zawadzki, M. Pioro-Ladrière, Z. R. Wasilewski, and A. S. Sachrajda (2011), “Coherent control of three-spin states in a triple quantum dot,” *Nat. Phys.* **8** (1), 54.
- Gefen, Y., and D. J. Thouless (1987), “Zener transitions and energy dissipation in small driven systems,” *Phys. Rev. Lett.* **59** (15), 1752.
- Georgescu, I., S. Ashhab, and F. Nori (2014), “Quantum simulation,” *Rev. Mod. Phys.* **86** (1), 153.
- Giacomo, F. D., and E. E. Nikitin (2005), “The Majorana formula and the Landau-Zener-Stückelberg treatment of the avoided crossing problem,” *Phys. Usp.* **48** (5), 515.
- Giavaras, G., and Y. Tokura (2019a), “Probing the singlet-triplet splitting in double quantum dots: Implications of the ac field amplitude,” *Phys. Rev. B* **100** (19), 195421.
- Giavaras, G., and Y. Tokura (2019b), “Spectroscopy of double quantum dot two-spin states by tuning the interdot barrier,” *Phys. Rev. B* **99** (7), 075412.
- Ginzl, F., A. R. Mills, J. R. Petta, and G. Burkard (2020), “Spin shuttling in a silicon double quantum dot,” *Phys. Rev. B* **102** (19), 195418.

- Glutsch, S. (2004), “Nonresonant and resonant Zener tunneling,” *Phys. Rev. B* **69** (23), 235317.
- Goldman, N., and J. Dalibard (2014), “Periodically driven quantum systems: Effective Hamiltonians and engineered gauge fields,” *Phys. Rev. X* **4** (3), 031027.
- Gong, M., X. Wen, G. Sun, D.-W. Zhang, D. Lan, Y. Zhou, Y. Fan, Y. Liu, X. Tan, H. Yu, Y. Yu, S.-L. Zhu, S. Han, and P. Wu (2016a), “Simulating the Kibble-Zurek mechanism of the Ising model with a superconducting qubit system,” *Sci. Rep.* **6** (1), 22667.
- Gong, M., Y. Zhou, D. Lan, Y. Fan, J. Pan, H. Yu, J. Chen, G. Sun, Y. Yu, S. Han, and P. Wu (2016b), “Landau-Zener-Stückelberg-Majorana interference in a 3D transmon driven by a chirped microwave,” *Appl. Phys. Lett.* **108** (11), 112602.
- Gonzalez-Zalba, M. F., S. N. Shevchenko, S. Barraud, J. R. Johansson, A. J. Ferguson, F. Nori, and A. C. Betz (2016), “Gate-sensing coherent charge oscillations in a silicon field-effect transistor,” *Nano Lett.* **16** (3), 1614.
- Gopalakrishnan, S., M. Knap, and E. Demler (2016), “Regimes of heating and dynamical response in driven many-body localized systems,” *Phys. Rev. B* **94** (9), 094201.
- Góral, K., T. Köhler, S. A. Gardiner, E. Tiesinga, and P. S. Julienne (2004), “Adiabatic association of ultracold molecules via magnetic-field tunable interactions,” *J. Phys. B: At., Mol. Opt. Phys.* **37** (17), 3457.
- Gorelik, L. Y., N. I. Lundin, V. S. Shumeiko, R. I. Shekhter, and M. Jonson (1998), “Superconducting single-mode contact as a microwave-activated quantum interferometer,” *Phys. Rev. Lett.* **81** (12), 2538.
- Goswami, D. (2003), “Optical pulse shaping approaches to coherent control,” *Phys. Rep.* **374** (6), 385.
- de Graaf, S. E., J. Leppäkangas, A. Adamyan, A. V. Danilov, T. Lindström, M. Fogelström, T. Bauch, G. Johansson, and S. E. Kubatkin (2013), “Charge qubit coupled to an intense microwave electromagnetic field in a superconducting Nb device: evidence for photon-assisted quasiparticle tunneling,” *Phys. Rev. Lett.* **111** (13), 137002.
- Gradshteyn, I. S., and I. M. Ryzhik (2007), *Table of Integrals, Series, and Products*, seventh ed., edited by D. Z. Alan Jeffrey (Academic Press is an imprint of Elsevier) Chap. 9.
- Grajcar, M., A. Izmalkov, and E. Il’ichev (2005), “Possible implementation of adiabatic quantum algorithm with superconducting flux qubits,” *Phys. Rev. B* **71** (14), 144501.
- Gramajo, A. L., D. Campbell, B. Kannan, D. K. Kim, A. Melville, B. M. Niedzielski, J. L. Yoder, M. J. Sánchez, D. Domínguez, S. Gustavsson, and W. D. Oliver (2020), “Quantum emulation of coherent backscattering in a system of superconducting qubits,” *Phys. Rev. App.* **14** (1), 014047.
- Gramajo, A. L., D. Domínguez, and M. J. Sánchez (2017), “Entanglement generation through the interplay of harmonic driving and interaction in coupled superconducting qubits,” *Eur. Phys. J. B* **90** (12), 255.
- Gramajo, A. L., D. Domínguez, and M. J. Sánchez (2018), “Amplitude tuning of steady-state entanglement in strongly driven coupled qubits,” *Phys. Rev. A* **98** (4), 042337.
- Gramajo, A. L., D. Domínguez, and M. J. Sánchez (2019), “Revealing the system-bath coupling via Landau-Zener-Stückelberg interferometry in superconducting qubits,” *Phys. Rev. B* **100** (7), 075410.
- Gramajo, A. L., D. Domínguez, and M. J. Sánchez (2021), “Efficient steady-state-entanglement generation in strongly driven coupled qubits,” *Phys. Rev. A* **104** (3), 032410.
- Granger, G., G. C. Aers, S. A. Studenikin, A. Kam, P. Zawadzki, Z. R. Wasilewski, and A. S. Sachrajda (2015), “Visibility study of $S-T_+$ Landau-Zener-Stückelberg oscillations without applied initialization,” *Phys. Rev. B* **91** (11), 115309.
- Greenberg, Y. S. (2007), “Low-frequency Rabi spectroscopy of dissipative two-level systems: Dressed-state approach,” *Phys. Rev. B* **76** (10), 104520.
- Grifoni, M., and P. Hänggi (1998), “Driven quantum tunneling,” *Phys. Rep.* **304** (5-6), 229.
- Grimaudo, R., H. Nakazato, A. Messina, and N. V. Vitanov (2020), “Dzyaloshinskii-Moriya and dipole-dipole interactions affect coupling-based Landau-Majorana-Stückelberg-Zener transitions,” *Phys. Rev. Res.* **2** (3), 033092.
- Grimaudo, R., N. V. Vitanov, and A. Messina (2019), “Coupling-assisted Landau-Majorana-Stückelberg-Zener transition in a system of two interacting spin qubits,” *Phys. Rev. B* **99** (17), 174416.
- Grossmann, F., T. Dittrich, P. Jung, and P. Hänggi (1991), “Coherent destruction of tunneling,” *Phys. Rev. Lett.* **67** (4), 516.
- Gu, X., A. F. Kockum, A. Miranowicz, Y.-X. Liu, and F. Nori (2017), “Microwave photonics with superconducting quantum circuits,” *Phys. Rep.* **718-719**, 1.
- Guéry-Odelin, D., A. Ruschhaupt, A. Kiely, E. Torrontegui, S. Martínez-Garaot, and J. Muga (2019), “Shortcuts to adiabaticity: Concepts, methods, and applications,” *Rev. Mod. Phys.* **91** (4), 045001.
- Haar, D. T. (1965), *Collected Papers of L. D. Landau* (Intl Pub Distributor Inc) Chap. 7. A theory of energy transfer, 9. A theory of energy transfer II.
- Hagedorn, G. A. (1991), “Proof of the Landau-Zener formula in an adiabatic limit with small eigenvalue gaps,” *Commun. Math. Phys.* **136** (3), 433.
- Haikka, P., and K. Mølmer (2014), “Dissipative Landau-Zener level crossing subject to continuous measurement: Excitation despite decay,” *Phys. Rev. A* **89** (5), 052114.
- Halpern, N. Y., C. D. White, S. Gopalakrishnan, and G. Refael (2019), “Quantum engine based on many-body localization,” *Phys. Rev. B* **99** (2), 024203.
- Han, Y., X.-Q. Luo, T.-F. Li, and W. Zhang (2020), “Analytical double-unitary-transformation approach for strongly and periodically driven three-level systems,” *Phys. Rev. A* **101** (2), 022108.
- Harvey-Collard, P., N. T. Jacobson, C. Bureau-Oxton, R. M. Jock, V. Srinivasa, A. M. Mounce, D. R. Ward, J. M. Anderson, R. P. Manginell, J. R. Wendt, T. Pluym, M. P. Lilly, D. R. Lushman, M. Pioro-Ladrière, and M. S. Carroll (2019), “Spin-orbit interactions for singlet-triplet qubits in silicon,” *Phys. Rev. Lett.* **122**, 217702.
- Hatomura, T., and G. Kato (2020), “Bounds for nonadiabatic transitions,” *Phys. Rev. A* **102** (1), 012216.
- Hausinger, J., and M. Grifoni (2010), “Dissipative two-level system under strong ac driving: A combination of Floquet and

- Van Vleck perturbation theory,” *Phys. Rev. A* **81** (2), 022117.
- He, P., and Z. Li (2020), “Nonlinear Bloch-Zener oscillations for Bose-Einstein condensates in a Lieb optical lattice,” *New J. Phys.* **22** (6), 063031.
- Hedvall, P., and J. Larson (2017), “Dynamics of non-equilibrium steady state quantum phase transitions,” *ArXiv* 1712.01560 .
- Heide, C., T. Boolakee, T. Eckstein, and P. Hommelhoff (2021), “Optical current generation in graphene: CEP control vs. $\omega + 2\omega$ control,” *Nanophotonics* **10** (14), 3701.
- Heide, C., T. Boolakee, T. Higuchi, and P. Hommelhoff (2020), “Sub-cycle temporal evolution of light-induced electron dynamics in hexagonal 2D materials,” *J. Phys. Phot.* **2** (2), 024004.
- Heide, C., T. Boolakee, T. Higuchi, H. B. Weber, and P. Hommelhoff (2019), “Interaction of carrier envelope phase-stable laser pulses with graphene: the transition from the weak-field to the strong-field regime,” *New J. Phys.* **21** (4), 045003.
- Heide, C., T. Higuchi, H. B. Weber, and P. Hommelhoff (2018), “Coherent electron trajectory control in graphene,” *Phys. Rev. Lett.* **121** (20), 207401.
- Heinrich, G., J. G. E. Harris, and F. Marquardt (2010), “Photon shuttle: Landau-Zener-Stückelberg dynamics in an optomechanical system,” *Phys. Rev. A* **81** (1), 011801.
- Hendry, P. C., N. S. Lawson, R. A. M. Lee, P. V. E. McClintock, and C. D. H. Williams (1994), “Generation of defects in superfluid 4He as an analogue of the formation of cosmic strings,” *Nature* **368** (6469), 315.
- Henriet, L., and K. L. Hur (2016), “Quantum sweeps, synchronization, and Kibble-Zurek physics in dissipative quantum spin systems,” *Phys. Rev. B* **93** (6), 064411.
- Henriet, L., Z. Ristivojevic, P. P. Orth, and K. L. Hur (2014), “Quantum dynamics of the driven and dissipative Rabi model,” *Phys. Rev. A* **90** (2), 023820.
- Henry, C. H., and D. V. Lang (1977), “Nonradiative capture and recombination by multiphonon emission in GaAs and GaP,” *Phys. Rev. B* **15** (2), 989.
- Herrera, M., M. S. Sarandy, E. I. Duzzioni, and R. M. Serra (2014), “Nonadiabatic quantum state engineering driven by fast quench dynamics,” *Phys. Rev. A* **89** (2), 022323.
- Higuchi, T., C. Heide, K. Ullmann, H. B. Weber, and P. Hommelhoff (2017), “Light-field-driven currents in graphene,” *Nature* **550** (7675), 224.
- Hijii, K., and S. Miyashita (2010), “Symmetry for the nonadiabatic transition in Floquet states,” *Phys. Rev. A* **81** (1), 013403.
- Ho, L. T. A., and L. F. Chibotaru (2014), “A simple derivation of the Landau-Zener formula,” *Phys. Chem. Chem. Phys.* **16** (15), 6942.
- Holthaus, M. (2000), “Bloch oscillations and Zener breakdown in an optical lattice,” *J. Opt. B: Quantum Semiclassical Opt.* **2** (5), 589.
- Hürlimann, M. D., S. Utsuzawa, and C.-Y. Hou (2020), “Adiabatic and nonadiabatic behavior of the Carr-Purcell-Meiboom-Gill sequence in time-dependent magnetic fields,” *Phys. Rev. Res.* **2** (3), 033352.
- Huang, B., V. Novičenko, A. Eckardt, and G. Juzeliūnas (2021), “Floquet chiral hinge modes and their interplay with Weyl physics in a three-dimensional lattice,” *Phys. Rev. B* **104** (10), 104312.
- Huang, J.-F., J.-Q. Liao, L. Tian, and L.-M. Kuang (2017), “Manipulating counter-rotating interactions in the quantum Rabi model via modulation of the transition frequency of the two-level system,” *Phys. Rev. A* **96** (4), 043849.
- Huang, P., and X. Hu (2021), “Electric-dipole-induced resonance and decoherence of a dressed spin in a quantum dot,” *ArXiv* 2103.05817 .
- Huang, P., J. Zhou, F. Fang, X. Kong, X. Xu, C. Ju, and J. Du (2011), “Landau-Zener-Stückelberg interferometry of a single electronic spin in a noisy environment,” *Phys. Rev. X* **1** (1), 011003.
- Huang, W.-C., Q.-F. Liang, D.-X. Yao, and Z. Wang (2015), “Manipulating the Majorana qubit with Landau-Zener-Stückelberg interference,” *Phys. Rev. A* **92** (1), 012308.
- Huang, X.-R., Z.-X. Ding, C.-S. Hu, L.-T. Shen, W. Li, H. Wu, and S.-B. Zheng (2018), “Robust Rydberg gate via Landau-Zener control of Förster resonance,” *Phys. Rev. A* **98** (5), 052324.
- Ikeda, T. N., S. Tanaka, and Y. Kayanuma (2022), “Floquet-Landau-Zener interferometry: Usefulness of the Floquet theory in pulse-laser-driven systems,” *ArXiv* 2202.04973 .
- Il’ichev, E., and Y. S. Greenberg (2007), “Flux qubit as a sensor of magnetic flux,” *Eur. Phys. Lett.* **77** (5), 58005.
- Ishkhanyan, A., R. A. Sokhoyan, K. A. Suominen, C. Leroy, and H. R. Jauslin (2010), “Quadratic-nonlinear Landau-Zener transition for association of an atomic Bose-Einstein condensate with inter-particle elastic interactions included,” *Eur. Phys. J. D* **56** (3), 421.
- Ithier, G., E. Collin, P. Joyez, D. Vion, D. Esteve, J. Ankerhold, and H. Grabert (2005), “Zener enhancement of quantum tunneling in a two-level superconducting circuit,” *Phys. Rev. Lett.* **94** (5), 057004.
- Ivakhnenko, O. V., S. N. Shevchenko, and F. Nori (2018), “Simulating quantum dynamical phenomena using classical oscillators: Landau-Zener-Stückelberg-Majorana interferometry, latching modulation, and motional averaging,” *Sci. Rep.* **8** (1), 12218.
- Izmalkov, A., M. Grajcar, E. Il’ichev, N. Oukhanski, T. Wagner, H.-G. Meyer, W. Krech, M. H. S. Amin, A. M. van den Brink, and A. M. Zagoskin (2004), “Observation of macroscopic Landau-Zener transitions in a superconducting device,” *Europhys. Lett.* **65** (6), 844.
- Izmalkov, A., S. H. W. van der Ploeg, S. N. Shevchenko, M. Grajcar, E. Il’ichev, U. Hübner, A. N. Omelyanchouk, and H.-G. Meyer (2008), “Consistency of ground state and spectroscopic measurements on flux qubits,” *Phys. Rev. Lett.* **101** (1), 017003.
- Jehl, X., B. Voisin, B. Roche, E. Dupont-Ferrier, S. D. Franceschi, M. Sanquer, M. Cobian, Y.-M. Niquet, B. Sklénard, O. Cueto, R. Wacquez, and M. Vinet (2015), “The coupled atom transistor,” *J. Phys.: Condens. Matter* **27** (15), 154206.
- Jiang, W., C. J. Sarabalis, Y. D. Dahmani, R. N. Patel, F. M. Mayor, T. P. McKenna, R. V. Laer, and A. H. Safavi-Naeini

- (2020), “Efficient bidirectional piezo-optomechanical transduction between microwave and optical frequency,” *Nat. Commun.* **11** (1), 1166.
- Jin, J.-Z., H. Liang, X.-R. Xiao, M.-X. Wang, S.-G. Chen, X.-Y. Wu, Q. Gong, and L.-Y. Peng (2018), “Michelson interferometry of high-order harmonic generation in solids,” *J. Phys. B: At., Mol. Opt. Phys.* **51** (16), 16LT01.
- Jirovec, D., P. M. Mutter, A. Hofmann, A. Crippa, M. Rychetsky, D. L. Craig, J. Kukucka, F. Martins, A. Ballabio, N. Ares, D. Chrastina, G. Isella, G. Burkard, and G. Katsaros (2022), “Dynamics of hole singlet-triplet qubits with large g-factor differences,” *Phys. Rev. Lett.* **128** (12), 126803.
- Joe, A. (1994), “Proof of the Landau-Zener formula,” *Asympt. Analysis* **9** (3), 209.
- Joecker, B., P. Cerfontaine, F. Haupt, L. R. Schreiber, B. E. Kardynal, and H. Bluhm (2019), “Transfer of a quantum state from a photonic qubit to a gate-defined quantum dot,” *Phys. Rev. B* **99**, 205415.
- Johansson, J., M. H. S. Amin, A. J. Berkley, P. Bunyk, V. Choi, R. Harris, M. W. Johnson, T. M. Lanting, S. Lloyd, and G. Rose (2009), “Landau-Zener transitions in a superconducting flux qubit,” *Phys. Rev. B* **80** (1), 012507.
- Johansson, J., P. Nation, and F. Nori (2013), “QuTiP 2: A Python framework for the dynamics of open quantum systems,” *Comput. Phys. Commun.* **184** (4), 1234 .
- Johansson, J. R., P. D. Nation, and F. Nori (2012), “QuTiP: An open-source Python framework for the dynamics of open quantum systems,” *Comput. Phys. Commun.* **183** (8), 1760.
- Kaldewey, T., A. V. Kuhlmann, S. R. Valentin, A. Ludwig, A. D. Wieck, and R. J. Warburton (2018), “Far-field nanoscopy on a semiconductor quantum dot via a rapid-adiabatic-passage-based switch,” *Nat. Photonics* **12** (2), 68.
- Kam, C.-F., and Y. Chen (2020), “Analytical results for the dynamics of parabolic level-crossing model,” *New J. Phys.* **22** (2), 023021.
- Kane, E. (1960), “Zener tunneling in semiconductors,” *J. Phys. Chem. Solids* **12** (2), 181.
- Kapfinger, S., T. Reichert, S. Lichtmannecker, K. Müller, J. J. Finley, A. Wixforth, M. Kaniber, and H. J. Krenner (2015), “Dynamic acousto-optic control of a strongly coupled photonic molecule,” *Nat. Commun.* **6** (1), 8540.
- Kapralova-Zdanska, P. R. (2021), “Complex time method for quantum dynamics when an exceptional point is encircled in the parameter space,” *ArXiv 2110.14473* .
- Kar, S., B. Mukherjee, and K. Sengupta (2016), “Tuning towards dynamic freezing using a two-rate protocol,” *Phys. Rev. B* **94** (7), 075130.
- Karami, M., A. Javdani, K. Karami, and F. Jamshidi (2019), “Occurrence of multiphoton resonances in five-level systems by large-amplitude driving fields,” *Eur. Phys. J. D* **73** (8), 179.
- Karanikolas, V., and S. Kawabata (2020), “Pulsed quantum annealing,” *J. Phys. Soc. Jpn.* **89** (9), 094003.
- Kashcheyevs, V., and J. Timoshenko (2012), “Quantum fluctuations and coherence in high-precision single-electron capture,” *Phys. Rev. Lett.* **109** (21), 216801.
- Kayanuma, Y. (1993), “Phase coherence and nonadiabatic transition at a level crossing in a periodically driven two-level system,” *Phys. Rev. B* **47** (15), 9940.
- Kayanuma, Y. (1994), “Role of phase coherence in the transition dynamics of a periodically driven two-level system,” *Phys. Rev. A* **50** (1), 843.
- Kayanuma, Y. (1997), “Stokes phase and geometrical phase in a driven two-level system,” *Phys. Rev. A* **55** (4), R2495.
- Kayanuma, Y., and H. Nakayama (1998), “Nonadiabatic transition at a level crossing with dissipation,” *Phys. Rev. B* **57** (20), 13099.
- Kayanuma, Y., and K. Saito (2008), “Coherent destruction of tunneling, dynamic localization, and the Landau-Zener formula,” *Phys. Rev. A* **77** (1), 010101.
- Kazantsev, A. P., G. A. Ryabenko, G. I. Surdutovich, and V. P. Yakovlev (1985), “Scattering of atoms by light,” *Phys. Rep.* **129** (2), 75.
- Ke, Y., X. Qin, H. Zhong, J. Huang, C. He, and C. Lee (2015), “Bloch-Landau-Zener dynamics in single-particle Wannier-Zeeman systems,” *Phys. Rev. A* **91** (5), 053409.
- Kenmoe, M. B., and L. C. Fai (2016), “Periodically driven three-level systems,” *Phys. Rev. B* **94** (12), 125101.
- Kenmoe, M. B., H. N. Phien, M. N. Kiselev, and L. C. Fai (2013), “Effects of colored noise on Landau-Zener transitions: two- and three-level systems,” *Phys. Rev. B* **87** (22), 224301.
- Kenmoe, M. B., S. E. M. Tchouabiap, C. K. Sadem, A. B. Tchapa, and L. C. Fai (2015), “Non-adiabatic and adiabatic transitions at level crossing with decay: two- and three-level systems,” *J. Phys. A: Math. Theor.* **48** (9), 095303.
- Kervinen, M., J. E. Ramírez-Muñoz, A. Välimaa, and M. A. Sillanpää (2019), “Landau-Zener-Stückelberg interference in a multimode electromechanical system in the quantum regime,” *Phys. Rev. Lett.* **123**, 240401.
- Khivrich, I., and S. Ilani (2020), “Atomic-like charge qubit in a carbon nanotube enabling electric and magnetic field nano-sensing,” *Nat. Comm.* **11** (1), 2299.
- Köhler, T., K. Góral, and P. S. Julienne (2006), “Production of cold molecules via magnetically tunable Feshbach resonances,” *Rev. Mod. Phys.* **78** (4), 1311.
- Khomeriki, R., and S. Flach (2016), “Landau-Zener Bloch oscillations with perturbed flat bands,” *Phys. Rev. Lett.* **116** (24), 245301.
- Kibble, T. W. B. (1976), “Topology of cosmic domains and strings,” *J. Phys. A: Math. Gen.* **9** (8), 1387.
- Kiselev, M. N., K. Kikoin, and M. B. Kenmoe (2013), “SU(3) Landau-Zener interferometry,” *Europhys. Lett.* **104** (5), 57004.
- Kling, S., T. Salger, C. Grossert, and M. Weitz (2010), “Atomic Bloch-Zener oscillations and Stückelberg interferometry in optical lattices,” *Phys. Rev. Lett.* **105** (21), 215301.
- Kmetc, M. A., and W. J. Meath (1985), “Permanent dipole moments and multi-photon resonances,” *Phys. Lett. A* **108** (7), 340.

- Kofman, P. O., O. V. Ivakhnenko, S. N. Shevchenko, and F. Nori (2022), “On the Majorana approach for non-adiabatic transitions,” In preparation.
- Kohler, S. (2017), “Dispersive readout of adiabatic phases,” *Phys. Rev. Lett.* **119** (19), 196802.
- Kohler, S. (2018), “Dispersive readout: Universal theory beyond the rotating-wave approximation,” *Phys. Rev. A* **98** (2), 023849.
- Koski, J., A. Landig, A. Pályi, P. Scarlino, C. Reichl, W. Wegscheider, G. Burkard, A. Wallraff, K. Ensslin, and T. Ihn (2018), “Floquet spectroscopy of a strongly driven quantum dot charge qubit with a microwave resonator,” *Phys. Rev. Lett.* **121** (4), 043603.
- Kotova, L. P. (1969), “Angular distribution in inelastic atomic collisions,” *Sov. Phys. JETP* **28**, 719.
- Krainov, V. P. (1976), “Theory of resonance multiphoton transitions in a three-level system under the influence of a strong electromagnetic field,” *JETP* **43**, 622.
- Krainov, V. P., and V. P. Yakovlev (1980), “Quasienergy states of a two-level atom in a strong low-frequency electromagnetic field,” *JETP* **78**, 2204.
- Krueckl, V., and K. Richter (2012), “Bloch-Zener oscillations in graphene and topological insulators,” *Phys. Rev. B* **85** (11), 115433.
- Krzywda, J. A., and L. Cywiński (2020), “Adiabatic electron charge transfer between two quantum dots in presence of $1/f$ noise,” *Phys. Rev. B* **101** (3), 035303.
- Krzywda, J. A., and L. Cywiński (2021), “Interplay of charge noise and coupling to phonons in adiabatic electron transfer between quantum dots,” *Phys. Rev. B* **104** (7), 075439.
- Kuno, Y. (2019), “Non-adiabatic extension of the Zak phase and charge pumping in the Rice–Mele model,” *Eur. Phys. J. B* **92** (9), 195.
- LaHaye, M. D., J. Suh, P. M. Echternach, K. C. Schwab, and M. L. Roukes (2009), “Nanomechanical measurements of a superconducting qubit,” *Nature* **459** (7249), 960.
- Landau, L. (1932a), “Zur theorie der Energieübertragung,” *Phys. Z. Sowjetunion* **1**, 88.
- Landau, L. (1932b), “Zur theorie der Energieübertragung II,” *Phys. Z. Sowjetunion* **2**, 46.
- Landau, L. D., and E. M. Lifshitz (1965), *Quantum Mechanics, Non-Relativistic Theory*, 2nd ed. (Pergamon Press, Oxford) Chap. 53 Transition under the action of adiabatic perturbation.
- Lang, F., P. v. d. Straten, B. Brandstätter, G. Thalhammer, K. Winkler, P. S. Julienne, R. Grimm, and J. H. Denschlag (2008), “Cruising through molecular bound-state manifolds with radiofrequency,” *Nat. Phys.* **4** (3), 223.
- Larocca, M., P. M. Poggi, and D. A. Wisniacki (2018), “Quantum control landscape for a two-level system near the quantum speed limit,” *J. Phys. A: Math. Theor.* **51** (38), 385305.
- Larson, J. (2014), “Interaction-induced Landau-Zener transitions,” *Europhys. Lett.* **107** (3), 30007.
- Lefebvre, C., D. Gagnon, F. Fillion-Gourdeau, and S. MacLean (2018), “Carrier-envelope phase effects in graphene,” *J. Opt. Soc. Am. B* **35** (4), 958.
- Leggett, A. J., S. Chakravarty, A. T. Dorsey, M. P. A. Fisher, A. Garg, and W. Zwerger (1987), “Dynamics of the dissipative two-state system,” *Rev. Mod. Phys.* **59** (1), 1.
- Lehto, J., and K.-A. Suominen (2012), “Superparabolic level-glancing models for two-state quantum systems,” *Phys. Rev. A* **86** (3), 033415.
- Lehto, J. M. S., and K.-A. Suominen (2015), “Time-dependent two-level models and zero-area pulses,” *Phys. Scr.* **91** (1), 013005.
- Leppäkangas, J., S. E. de Graaf, A. Adamyan, M. Fogelström, A. V. Danilov, T. Lindström, S. E. Kubatkin, and G. Johansson (2013), “Effects of quasiparticle tunnelling in a circuit-QED realization of a strongly driven two-level system,” *J. Phys. B: At., Mol. Opt. Phys.* **46** (22), 224019.
- Levi, A. C. (2013), “Free will with afterthoughts: A quasichemical model,” *J. Theor. Chem.* **2013**, 1.
- Li, B., S. Ahmed, S. Saraogi, N. Lambert, F. Nori, A. Pitchford, and N. Shammah (2022), “Pulse-level noisy quantum circuits with QuTiP,” *Quantum* **6**, 630.
- Li, J., M. P. Silveri, K. S. Kumar, J.-M. Pirkkalainen, A. Vepsäläinen, W. C. Chien, J. Tuorila, M. A. Sillanpää, P. J. Hakonen, E. V. Thuneberg, and G. S. Paraoanu (2013), “Motional averaging in a superconducting qubit,” *Nat. Commun.* **4** (1), 1420.
- Li, J.-W., C.-W. Wu, and H.-Y. Dai (2011), “Quantum information transfer in circuit QED with Landau–Zener tunneling,” *Chin. Phys. Lett.* **28** (9), 090302.
- Li, Q. Z., P. Elliott, J. K. Dewhurst, S. Sharma, and S. Shallcross (2021), “Ab initio study of ultrafast charge dynamics in graphene,” *Phys. Rev. B* **103** (8), L081102.
- Li, S.-C., and L.-B. Fu (2020), “Rosen-Zener-Stückelberg interferometry of ultracold atoms,” *Phys. Rev. A* **101** (2), 023618.
- Li, S.-C., L.-B. Fu, and J. Liu (2018), “Nonlinear Landau-Zener-Stückelberg-Majorana interferometry,” *Phys. Rev. A* **98** (1), 013601.
- Li, W., and L.-X. Cen (2018), “Dynamical transitions in a modulated Landau–Zener model with finite driving fields,” *Ann. Phys.* **389**, 1.
- Liang, S., Z.-C. Li, W. Zhang, L. Zhou, and Z. Lan (2020), “Stückelberg interferometry using spin-orbit-coupled cold atoms in an optical lattice,” *Phys. Rev. A* **102** (3), 033332.
- Lidal, J., and J. Danon (2020), “Generation of Schrödinger-cat states through photon-assisted Landau-Zener-Stückelberg interferometry,” *Phys. Rev. A* **102** (4), 043717.
- Lim, L.-K., J.-N. Fuchs, and G. Montambaux (2012), “Bloch-Zener oscillations across a merging transition of Dirac points,” *Phys. Rev. Lett.* **108** (17), 175303.
- Lim, L.-K., J.-N. Fuchs, and G. Montambaux (2014), “Mass and chirality inversion of a Dirac cone pair in Stückelberg

- interferometry,” *Phys. Rev. Lett.* **112** (15), 155302.
- Lim, L.-K., J.-N. Fuchs, and G. Montambaux (2015a), “Geometric phase in Stückelberg interferometry,” *Phys. Rev. A* **91** (4), 042119.
- Lim, L.-K., J.-N. Fuchs, and G. Montambaux (2015b), “Geometry of Bloch states probed by Stückelberg interferometry,” *Phys. Rev. A* **92** (6), 063627.
- Liu, H., M. Dai, and L. F. Wei (2019), “Simulating the Landau-Zener transitions and Landau-Zener-Stückelberg interferometers with compacted optical waveguides: an invariant method,” *Phys. Rev. A* **99** (1), 013820.
- Liu, J., L. Fu, B.-Y. Ou, S.-G. Chen, D.-I. Choi, B. Wu, and Q. Niu (2002), “Theory of nonlinear Landau-Zener tunneling,” *Phys. Rev. A* **66** (2), 023404.
- Liu, W.-X., T. Wang, X.-F. Zhang, and W.-D. Li (2021), “Time-domain Landau-Zener-Stückelberg-Majorana interference in an optical lattice clock,” *Phys. Rev. A* **104** (5), 053318.
- Liu, X.-Z., D.-P. Tian, and B. Chong (2016), “Transition time of nonlinear Landau-Zener model in adiabatic limit,” *Mod. Phys. Lett. B* **30** (15), 1650194.
- Llorente, J. M. G., and J. Plata (1992), “Tunneling control in a two-level system,” *Phys. Rev. A* **45** (10), R6958.
- Long, Y., and J. Ren (2017), “Topological Landau-Zener Bloch oscillations in photonic Floquet Lieb lattices,” *ArXiv 1706.01107*.
- Longhi, S. (2009), “Quantum-optical analogies using photonic structures,” *Laser Phot. Rev.* **3** (3), 243.
- Longhi, S., G. L. Giorgi, and R. Zambrini (2019), “Landau-Zener topological quantum state transfer,” *Adv. Q. Tech.* **2**, 1800090.
- Lopez-Castillo, J.-M., A. Filali-Mouhim, and J.-P. Jay-Gerin (1992), “Periodic motion around the crossing point in a two-level system,” *J. Chem. Phys.* **97** (3), 1905.
- Luczak, J., and B. R. Bulka (2016), “Landau-Zener transitions in spin qubit encoded in three quantum dots,” *Quantum Inf. Process.* **16** (1), 10.
- Ma, J., X. Wang, C. P. Sun, and F. Nori (2011), “Quantum spin squeezing,” *Phys. Rep.* **509** (2-3), 89.
- Maeda, H., J. H. Gurian, D. V. L. Norum, and T. F. Gallagher (2006), “Coherent population transfer in an atom by multiphoton adiabatic rapid passage,” *Phys. Rev. Lett.* **96** (7), 073002.
- Magazzù, L., P. Forn-Díaz, R. Belyansky, J.-L. Orgiazzi, M. A. Yurtalan, M. R. Otto, A. Lupascu, C. M. Wilson, and M. Grifoni (2018), “Probing the strongly driven spin-boson model in a superconducting quantum circuit,” *Nat. Commun.* **9** (1), 1403.
- Majorana, E. (1932), “Atomi orientati in campo magnetico variabile,” *Il Nuovo Cimento* **9** (2), 43.
- Makhlin, Y., G. Schön, and A. Shnirman (2001), “Quantum-state engineering with Josephson-junction devices,” *Rev. Mod. Phys.* **73** (2), 357.
- Malinovsky, V. S., and J. L. Krause (2001), “General theory of population transfer by adiabatic rapid passage with intense, chirped laser pulses,” *Eur. Phys. J. D* **14** (2), 147.
- Malla, R. K., V. Y. Chernyak, and N. A. Sinitsyn (2021), “Nonadiabatic transitions in Landau-Zener grids: Integrability and semiclassical theory,” *Phys. Rev. B* **103** (14), 144301.
- Malla, R. K., and M. E. Raikh (2018), “Landau-Zener transition in a two-level system coupled to a single highly excited oscillator,” *Phys. Rev. B* **97** (3), 035428.
- Malla, R. K., and M. E. Raikh (2019), “High Landau levels of two-dimensional electrons near the topological transition caused by interplay of spin-orbit and Zeeman energy shifts,” *Phys. Rev. B* **99**, 205426.
- Mallavarapu, S. K., A. Niranjana, W. Li, S. Wüster, and R. Nath (2021), “Population trapping in a pair of periodically driven rydberg atoms,” *Phys. Rev. A* **103** (2), 023335.
- Maris, H. J., and Q. Xiong (1988), “Adiabatic and nonadiabatic processes in classical and quantum mechanics,” *Am. J. Phys.* **56** (12), 1114.
- Mark, M., F. Ferlaino, S. Knoop, J. G. Danzl, T. Kraemer, C. Chin, H.-C. Nägerl, and R. Grimm (2007a), “Spectroscopy of ultracold trapped cesium Feshbach molecules,” *Phys. Rev. A* **76** (4), 042514.
- Mark, M., T. Kraemer, P. Waldburger, J. Herbig, C. Chin, H.-C. Nägerl, and R. Grimm (2007b), “Stückelberg interferometry” with ultracold molecules,” *Phys. Rev. Lett.* **99** (11), 113201.
- Marzlin, K.-P., and B. C. Sanders (2004), “Inconsistency in the application of the adiabatic theorem,” *Phys. Rev. Lett.* **93** (16), 160408.
- Mathai, C., S. Masis, O. Shtempluck, S. Hacohe-Gourgy, and E. Buks (2020), “Frequency mixing in a ferrimagnetic sphere resonator,” *Eur. Phys. Lett.* **131** (6), 67001.
- Matityahu, S., H. Schmidt, A. Bilmes, A. Shnirman, G. Weiss, A. V. Ustinov, M. Schechter, and J. Lisenfeld (2019), “Dynamical decoupling of quantum two-level systems by coherent multiple Landau-Zener transitions,” *npj Quantum Inf.* **5** (1), 114.
- Mavalankar, A., T. Pei, E. M. Gauger, J. H. Warner, G. A. D. Briggs, and E. A. Laird (2016), “Photon-assisted tunneling and charge dephasing in a carbon nanotube double quantum dot,” *Phys. Rev. B* **93** (23), 235428.
- Mehl, S., and D. P. DiVincenzo (2013), “Noise-protected gate for six-electron double-dot qubit,” *Phys. Rev. B* **88** (16), 161408.
- Mélin, R., R. Danneau, K. Yang, J.-G. Caputo, and B. Douçot (2019), “Engineering the Floquet spectrum of superconducting multiterminal quantum dots,” *Phys. Rev. B* **100**, 035450.
- Mélin, R., and B. Douçot (2020), “Inversion in a four-terminal superconducting device on the quartet line. II. Quantum dot and Floquet theory,” *Phys. Rev. B* **102** (24), 245436.
- Mi, X., S. Kohler, and J. R. Petta (2018), “Landau-Zener interferometry of valley-orbit states in Si/SiGe double quantum dots,” *Phys. Rev. B* **98** (16), 161404.
- Miao, K. C., A. Bourassa, C. P. Anderson, S. J. Whiteley, A. L. Crook, S. L. Bayliss, G. Wolfowicz, G. Thiering, P. Udvarhelyi, V. Ivády, H. Abe, T. Ohshima, Á. Gali, and D. D. Awschalom (2019), “Electrically driven optical interferometry with spins in silicon carbide,” *Sci. Adv.* **5** (11), 0527.

- Miao, Q., and Y. Zheng (2016a), “Coherent destruction of tunneling in two-level system driven across avoided crossing via photon statistics,” *Sci. Rep.* **6** (1), 28959.
- Miao, Q., and Y. Zheng (2016b), “Single-photon emission of two-level system via rapid adiabatic passage,” *Sci. Rep.* **6** (1), 32827.
- Mies, F. H., E. Tiesinga, and P. S. Julienne (2000), “Manipulation of Feshbach resonances in ultracold atomic collisions using time-dependent magnetic fields,” *Phys. Rev. A* **61** (2), 022721.
- Monaco, R., J. Mygind, R. J. Rivers, and V. P. Koshelets (2009), “Spontaneous fluxoid formation in superconducting loops,” *Phys. Rev. B* **80** (18), 180501.
- Montambaux, G. (2018), “Artificial graphenes: Dirac matter beyond condensed matter,” *C. R. Phys.* **19** (5), 285.
- Montambaux, G., and D. Jérôme (2016), “Rapid magnetic oscillations and magnetic breakdown in quasi-1D conductors,” *C. R. Phys.* **17** (3-4), 376.
- Morales-Molina, L., and S. A. Reyes (2011), “Non-adiabatic transitions in a non-symmetric optical lattice,” *J. Phys. B: At., Mol. Opt. Phys.* **44** (20), 205403.
- Muirhead, C. M., B. Gunupudi, and M. S. Colclough (2016), “Photon transfer in a system of coupled superconducting microwave resonators,” *J. Appl. Phys.* **120** (8), 084904.
- Mukherjee, B., P. Mohan, D. Sen, and K. Sengupta (2018), “Low-frequency phase diagram of irradiated graphene and a periodically driven spin-1/2 XY chain,” *Phys. Rev. B* **97** (20), 205415.
- Mukherjee, B., A. Sen, D. Sen, and K. Sengupta (2016), “Signatures and conditions for phase band crossings in periodically driven integrable systems,” *Phys. Rev. B* **94** (15), 155122.
- Mukherjee, V., U. Divakaran, A. Dutta, and D. Sen (2007), “Quenching dynamics of a quantum XY spin-1/2 chain in a transverse field,” *Phys. Rev. B* **76** (17), 174303.
- Mukherjee, V., and A. Dutta (2009), “Effects of interference in the dynamics of a spin-1/2 transverse XY chain driven periodically through quantum critical points,” *J. Stat. Mech. Theory Exp.* **2009** (05), P05005.
- Mullen, K., E. Ben-Jacob, Y. Gefen, and Z. Schuss (1989), “Time of Zener tunneling,” *Phys. Rev. Lett.* **62** (21), 2543.
- Munoz-Bauza, H., H. Chen, and D. Lidar (2019), “A double-slit proposal for quantum annealing,” *npj Quantum Inf.* **5** (1), 51.
- Munsch, M., G. Wüst, A. V. Kuhlmann, F. Xue, A. Ludwig, D. Reuter, A. D. Wieck, M. Poggio, and R. J. Warburton (2014), “Manipulation of the nuclear spin ensemble in a quantum dot with chirped magnetic resonance pulses,” *Nat. Nanotechnol.* **9** (9), 671.
- Munyaev, V. O., and M. V. Bastrakova (2021), “Control of spectroscopic features of multiphoton transitions in two coupled qubits by driving fields,” *Phys. Rev. A* **104** (1), 012613.
- N. B. Delone, V. P. K. (2012), *Atoms in Strong Light Fields* (Springer-Verlag GmbH).
- Nagaya, K., C. Zhu, and S. H. Lin (2007), “Nonlinear responses of degenerate two-level systems to intense few-cycle pulses,” *J. Chem. Phys.* **127** (9), 094304.
- Nakajima, T., M. R. Delbecq, T. Otsuka, S. Amaha, J. Yoneda, A. Noiri, K. Takeda, G. Allison, A. Ludwig, A. D. Wieck, X. Hu, F. Nori, and S. Tarucha (2018), “Coherent transfer of electron spin correlations assisted by dephasing noise,” *Nat. Commun.* **9** (1), 2133.
- Nakamura, H. (2011), *Nonadiabatic Transition* (World Scientific).
- Nakamura, Y., Y. A. Pashkin, and J. S. Tsai (2001), “Rabi oscillations in a Josephson-junction charge two-level system,” *Phys. Rev. Lett.* **87** (24), 246601.
- Nalbach, P., S. Javanbakht, C. Stahl, and M. Thorwart (2016), “Stueckelberg oscillations in a two-state two-path model of a conical intersection,” *Ann. Phys.* **529** (9), 1600147.
- Nalbach, P., J. Knörzer, and S. Ludwig (2013), “Nonequilibrium Landau-Zener-Stueckelberg spectroscopy in a double quantum dot,” *Phys. Rev. B* **87** (16), 165425.
- Nalbach, P., and M. Thorwart (2009), “Landau-Zener transitions in a dissipative environment: Numerically exact results,” *Phys. Rev. Lett.* **103** (22), 220401.
- Neillinger, P., S. N. Shevchenko, J. Bogár, M. Rehák, G. Oelsner, D. S. Karpov, U. Hübner, O. Astafiev, M. Grajcar, and E. Il'ichev (2016), “Landau-Zener-Stückelberg-Majorana lasing in circuit quantum electrodynamics,” *Phys. Rev. B* **94** (9), 094519.
- Nikitin, E. (2006), “Adiabatic and diabatic collision processes at low energies,” *Springer Handbook of Atomic, Molecular, and Optical Physics*, 741.
- Nikitin, E. E. (1999), “Nonadiabatic Transitions: What we learned from old masters and how much we owe them,” *Annu. Rev. Phys. Chem.* **50** (1), 1.
- Nikitin, E. E., and A. I. Reznikov (1972), “Calculation of transition probabilities using the Landau-Zener model,” *Phys. Rev. A* **6** (1), 522.
- Niranjana, A., W. Li, and R. Nath (2020), “Landau-Zener transitions and adiabatic impulse approximation in an array of two Rydberg atoms with time-dependent detuning,” *Phys. Rev. A* **101** (6), 063415.
- Novotny, L. (2010), “Strong coupling, energy splitting, and level crossings: A classical perspective,” *Am. J. Phys.* **78** (11), 1199.
- O’Keeffe, M. F., E. M. Chudnovsky, and D. A. Garanin (2013), “Landau-Zener dynamics of a nanoresonator containing a tunneling spin,” *Phys. Rev. B* **87** (17), 174418.
- Oliver, W. D., and S. O. Valenzuela (2009), “Large-amplitude driving of a superconducting artificial atom,” *Quantum Inf. Process.* **8** (2-3), 261.
- Oliver, W. D., Y. Yu, J. C. Lee, K. K. Berggren, L. S. Levitov, and T. P. Orlando (2005), “Mach-Zehnder interferometry in a strongly driven superconducting qubit,” *Science* **310** (5754), 1653.
- Ono, K., S. Shevchenko, T. Mori, S. Moriyama, and F. Nori (2019), “Quantum interferometry with a g-factor-tunable spin

- qubit,” *Phys. Rev. Lett.* **122** (20), 207703.
- Ono, K., S. Shevchenko, T. Mori, S. Moriyama, and F. Nori (2020), “Analog of a quantum heat engine using a single-spin qubit,” *Phys. Rev. Lett.* **125** (16), 166802.
- Oriekhov, D. O., Y. Chepesh, and C. W. J. Beenakker (2021), “Voltage staircase in a current-biased quantum-dot Josephson junction,” *Phys. Rev. B* **103** (9), 094518.
- Orth, P. P., A. Imambekov, and K. L. Hur (2013), “Nonperturbative stochastic method for driven spin-boson model,” *Phys. Rev. B* **87** (1), 014305.
- Osika, E. N., and B. Szafran (2017), “Spin-valley resolved photon-assisted tunneling in carbon nanotube double quantum dots,” *Phys. Rev. B* **95** (20), 205305.
- Ostrovsky, V. N., and H. Nakamura (1997), “Exact analytical solution of the N-level Landau - Zener-type bow-tie model,” *J. Phys. A: Math. Gen.* **30** (19), 6939.
- Ostrovsky, V. N., and M. V. Volkov (2006), “Landau-Zener transitions in a system of interacting spins: Exact results for demagnetization probability,” *Phys. Rev. B* **73** (6), 060405.
- Ostrovsky, V. N., M. V. Volkov, J. P. Hansen, and S. Selstø (2007), “Four-state nonstationary models in multistate Landau-Zener theory,” *Phys. Rev. B* **75** (1), 014441.
- Ota, T., K. Hitachi, and K. Muraki (2018), “Landau-Zener-Stückelberg interference in coherent charge oscillations of a one-electron double quantum dot,” *Sci. Rep.* **8** (1), 5491.
- Ota, T., K. Hitachi, K. Muraki, and T. Fujisawa (2017), “Dissipative Landau-Zener transition in double quantum dot under sinusoidal potential modulation,” *Appl. Phys. Express* **10** (11), 115201.
- Otxoa, R. M., A. Chatterjee, S. N. Shevchenko, S. Barraud, F. Nori, and M. F. Gonzalez-Zalba (2019), “Quantum interference capacitor based on double-passage Landau-Zener-Stückelberg-Majorana interferometry,” *Phys. Rev. B* **100**, 205425.
- Paila, A., J. Tuorila, M. Sillanpää, D. Gunnarsson, J. Sarkar, Y. Makhlin, E. Thuneberg, and P. Hakonen (2009), “Interband transitions and interference effects in superconducting qubits,” *Quantum Inf. Process.* **8** (2-3), 245.
- Parafilo, A. V., and M. N. Kiselev (2018a), “Landau-Zener transitions and Rabi oscillations in a Cooper-pair box: beyond two-level models,” *Low Temp. Phys.* **44** (12), 1325.
- Parafilo, A. V., and M. N. Kiselev (2018b), “Tunable RKKY interaction in a double quantum dot nanoelectromechanical device,” *Phys. Rev. B* **97** (3), 035418.
- Parafilo, A. V., I. V. Krive, R. I. Shekhter, and M. Jonson (2012), “Nanoelectromechanics of superconducting weak links (Review Article),” *Low Temp. Phys.* **38** (4), 273.
- Pasek, W. J., M. Z. Maialle, and M. H. Degani (2018), “Application of the Landau-Zener-Stückelberg-Majorana dynamics to the electrically driven flip of a hole spin,” *Phys. Rev. B* **97** (11), 115417.
- Paul, N., P. J. D. Crowley, T. Devakul, and L. Fu (2022), “Moiré Landau fans and magic zeros,” *ArXiv* 2202.05854 .
- Pavlyukh, Y. (2020), “Toroidal spin states in molecular magnets,” *Phys. Rev. B* **101** (14), 144408.
- Pekola, J. P., P. Solinas, A. Shnirman, and D. V. Averin (2013), “Calorimetric measurement of work in a quantum system,” *New J. Phys.* **15** (11), 115006.
- Penfold-Fitch, Z., F. Sfigakis, and M. Buitelaar (2017), “Microwave spectroscopy of a carbon nanotube charge qubit,” *Phys. Rev. Appl.* **7** (5), 054017.
- Petersson, K. D., J. R. Petta, H. Lu, and A. C. Gossard (2010), “Quantum coherence in a one-electron semiconductor charge qubit,” *Phys. Rev. Lett.* **105** (24), 246804.
- Petiziol, F., B. Dive, S. Carretta, R. Mannella, F. Mintert, and S. Wimberger (2019), “Accelerating adiabatic protocols for entangling two qubits in circuit QED,” *Phys. Rev. A* **99** (4), 042315.
- Petiziol, F., B. Dive, F. Mintert, and S. Wimberger (2018), “Fast adiabatic evolution by oscillating initial Hamiltonians,” *Phys. Rev. A* **98** (4), 043436.
- Petiziol, F., and S. Wimberger (2019), “Effect of phase errors on a quantum control protocol using fast oscillations,” *Condens. Matter* **4** (1), 34.
- Petta, J. R., H. Lu, and A. C. Gossard (2010), “A coherent beam splitter for electronic spin states,” *Science* **327** (5966), 669.
- Platero, G., and R. Aguado (2004), “Photon-assisted transport in semiconductor nanostructures,” *Phys. Rep.* **395** (1-2), 1.
- Plötz, P., and S. Wimberger (2011), “Stückelberg-interferometry with ultra-cold atoms,” *Eur. Phys. J. D* **65** (1-2), 199.
- Poggi, P. M., F. C. Lombardo, and D. A. Wisniacki (2015), “Time-optimal control fields for quantum systems with multiple avoided crossings,” *Phys. Rev. A* **92** (5), 053411.
- Polkovnikov, A. (2005), “Universal adiabatic dynamics in the vicinity of a quantum critical point,” *Phys. Rev. B* **72** (16), 161201.
- Poulin-Lamarre, G., J. Thorgrimson, S. A. Studenikin, G. C. Aers, A. Kam, P. Zawadzki, Z. R. Wasilewski, and A. S. Sachrajda (2015), “Three-spin coherent oscillations and interference,” *Phys. Rev. B* **91** (12), 125417.
- Pu, H., S. Raghavan, and N. P. Bigelow (2000), “Manipulating spinor condensates with magnetic fields: Stochastization, metastability, and dynamical spin localization,” *Phys. Rev. A* **61** (2), 023602.
- Pyka, K., J. Keller, H. L. Partner, R. Nigmatullin, T. Burgermeister, D. M. Meier, K. Kuhlmann, A. Retzker, M. B. Plenio, W. H. Zurek, A. del Campo, and T. E. Mehlstäubler (2013), “Topological defect formation and spontaneous symmetry breaking in ion Coulomb crystals,” *Nat. Commun.* **4** (1), 2291.
- Qi, Z., X. Wu, D. R. Ward, J. R. Prance, D. Kim, J. K. Gamble, R. T. Mohr, Z. Shi, D. E. Savage, M. G. Lagally, M. A. Eriksson, M. Friesen, S. N. Coppersmith, and M. G. Vavilov (2017), “Effects of charge noise on a pulse-gated singlet-triplet S-T- qubit,” *Phys. Rev. B* **96** (11), 115305.
- Qin, X.-K. (2016), “How to control the coherent oscillations in Landau-Zener-Stueckelberg dynamics of three-level system,” *Mod. Phys. Lett. B* **30** (09), 1650149.

- Quan, H. T., and W. H. Zurek (2010), “Testing quantum adiabaticity with quench echo,” *New J. Phys.* **12** (9), 093025.
- Quintana, C. M., K. D. Petersson, L. W. McFaul, S. J. Srinivasan, A. A. Houck, and J. R. Petta (2013), “Cavity-mediated entanglement generation via Landau-Zener interferometry,” *Phys. Rev. Lett.* **110** (17), 173603.
- Rabi, I. I. (1937), “Space quantization in a gyrating magnetic field,” *Phys. Rev.* **51** (8), 652.
- Rakhmanov, A. L., A. M. Zagoskin, S. Savel’ev, and F. Nori (2008), “Quantum metamaterials: Electromagnetic waves in a Josephson qubit line,” *Phys. Rev. B* **77** (14), 144507.
- Reid, B., M. Moreno-Cardoner, J. Sherson, and G. D. Chiara (2016), “Manipulating matter waves in an optical superlattice,” *Phys. Rev. A* **94** (6), 063629.
- Restrepo, S., J. Cerrillo, V. Bastidas, D. Angelakis, and T. Brandes (2016), “Driven open quantum systems and Floquet stroboscopic dynamics,” *Phys. Rev. Lett.* **117** (25), 250401.
- Reyes, S. A., F. A. Olivares, and L. Morales-Molina (2012), “Landau–Zener–Stückelberg interferometry in PT-symmetric optical waveguides,” *J. Phys. A: Math. Theor.* **45** (44), 444027.
- Reynoso, A. A., and K. Flensberg (2012), “Dephasing and hyperfine interaction in carbon nanotubes double quantum dots: Disordered case,” *Phys. Rev. B* **85** (19), 195441.
- Ribeiro, H., G. Burkard, J. R. Petta, H. Lu, and A. C. Gossard (2013a), “Coherent adiabatic spin control in the presence of charge noise using tailored pulses,” *Phys. Rev. Lett.* **110** (8), 086804.
- Ribeiro, H., J. R. Petta, and G. Burkard (2010), “Harnessing the GaAs quantum dot nuclear spin bath for quantum control,” *Phys. Rev. B* **82** (11), 115445.
- Ribeiro, H., J. R. Petta, and G. Burkard (2013b), “Interplay of charge and spin coherence in Landau-Zener–Stückelberg–Majorana interferometry,” *Phys. Rev. B* **87** (23), 235318.
- Rodionov, Y. I., K. I. Kugel, and F. Nori (2016), “Floquet spectrum and driven conductance in Dirac materials: Effects of Landau-Zener–Stückelberg–Majorana interferometry,” *Phys. Rev. B* **94** (19), 195108.
- Rodriguez-Vega, M., M. Lentz, and B. Seradjeh (2018), “Floquet perturbation theory: formalism and application to low-frequency limit,” *New J. Phys.* **20** (9), 093022.
- Rodriguez-Vega, M., M. Vogl, and G. A. Fiete (2021), “Low-frequency and Moiré–Floquet engineering: A review,” *Ann. Phys.* **435**, 168434.
- Rojo, A. G., and A. M. Bloch (2010), “The rolling sphere, the quantum spin, and a simple view of the Landau–Zener problem,” *Am. J. Phys.* **78** (10), 1014.
- Rol, M. A., F. Battistel, F. K. Malinowski, C. C. Bultink, B. M. Tarasinski, R. Vollmer, N. Haider, N. Muthusubramanian, A. Bruno, B. M. Terhal, and L. DiCarlo (2019), “Fast, high-fidelity conditional-phase gate exploiting leakage interference in weakly anharmonic superconducting qubits,” *Phys. Rev. Lett.* **123**, 120502.
- Romanova, J. Y., E. V. Demidov, L. G. Mourokh, and Y. A. Romanov (2011), “Zener tunneling in semiconductor superlattices,” *J. Phys.: Condens. Matter* **23** (30), 305801.
- Roósz, G., U. Divakaran, H. Rieger, and F. Iglói (2014), “Nonequilibrium quantum relaxation across a localization-delocalization transition,” *Phys. Rev. B* **90** (18), 184202.
- Rotvig, J., A.-P. Jauho, and H. Smith (1995), “Bloch oscillations, Zener tunneling, and Wannier-Stark ladders in the time domain,” *Phys. Rev. Lett.* **74** (10), 1831.
- Roy, A. (2013), “Nonequilibrium dynamics of ultracold Fermi superfluids,” *Eur. Phys. J. Sp. Topics* **222** (3-4), 975.
- Rozhkov, A., A. Sboychakov, A. Rakhmanov, and F. Nori (2016), “Electronic properties of graphene-based bilayer systems,” *Phys. Rep.* **648**, 1.
- Rubbmark, J. R., M. M. Kash, M. G. Littman, and D. Kleppner (1981), “Dynamical effects at avoided level crossings: a study of the Landau-Zener effect using Rydberg atoms,” *Phys. Rev. A* **23** (6), 3107.
- Rudner, M. S., A. V. Shytov, L. S. Levitov, D. M. Berns, W. D. Oliver, S. O. Valenzuela, and T. P. Orlando (2008), “Quantum phase tomography of a strongly driven qubit,” *Phys. Rev. Lett.* **101** (19), 190502.
- Russomanno, A., S. Puggnetti, V. Brosco, and R. Fazio (2011), “Floquet theory of Cooper pair pumping,” *Phys. Rev. B* **83** (21), 214508.
- Ruutu, V. M. H., V. B. Eltsov, A. J. Gill, T. W. B. Kibble, M. Krusius, Y. G. Makhlin, B. Plaçais, G. E. Volovik, and W. Xu (1996), “Vortex formation in neutron-irradiated superfluid ^3He as an analogue of cosmological defect formation,” *Nature* **382** (6589), 334.
- Ryzhov, A. I., O. V. Ivakhnenko, S. N. Shevchenko, and F. Nori (2021a), “Landau-Zener-Stuckelberg-Majorana (LZSM) gates,” In Preparation.
- Ryzhov, A. I., M. P. Liul, S. N. Shevchenko, M. F. Gonzalez-Zalba, and F. Nori (2021b), “High-frequency quantum interferometry for multi-level systems,” In Preparation.
- Saiko, A. P., R. Fedaruk, and S. A. Markevich (2014), “Relaxation, decoherence, and steady-state population inversion in qubits doubly dressed by microwave and radiofrequency fields,” *J. Phys. B: At., Mol. Opt. Phys.* **47** (15), 155502.
- Saiko, A. P., G. G. Fedoruk, and S. A. Markevich (2007), “Multiphoton transitions in a spin system driven by strong bichromatic field,” *J. Exp. Theor. Phys.* **105** (5), 893.
- Saiko, A. P., S. A. Markevich, and R. Fedaruk (2016), “Dissipative two-level systems under ultrastrong off-resonant driving,” *Phys. Rev. A* **93** (6), 063834.
- Saiko, A. P., S. A. Markevich, and R. Fedaruk (2018), “Multiphoton Raman transitions and Rabi oscillations in driven spin systems,” *Phys. Rev. A* **98** (4), 043814.
- Saiko, A. P., S. A. Markevich, and R. Fedaruk (2019), “Possibility of direct observation of the Bloch-Siegert shift in coherent dynamics of multiphoton Raman transitions,” *JETP Letters* **110** (7), 441.
- Saito, K., and Y. Kayanuma (2002), “Nonadiabatic transition probabilities in the presence of strong dissipation at an avoided-

- level crossing point,” *Phys. Rev. A* **65** (3), 033407.
- Saito, K., M. Wubs, S. Kohler, Y. Kayanuma, and P. Hänggi (2007), “Dissipative Landau-Zener transitions of a qubit: Bath-specific and universal behavior,” *Phys. Rev. B* **75** (21), 214308.
- Saito, S., M. Thorwart, H. Tanaka, M. Ueda, H. Nakano, K. Semba, and H. Takayanagi (2004), “Multiphoton transitions in a macroscopic quantum two-state system,” *Phys. Rev. Lett.* **93** (3), 037001.
- Salmilehto, J., and M. Möttönen (2011), “Superadiabatic theory for Cooper pair pumping under decoherence,” *Phys. Rev. B* **84** (17), 174507.
- Sambe, H. (1973), “Steady states and quasienergies of a quantum-mechanical system in an oscillating field,” *Phys. Rev. A* **7** (6), 2203.
- Santoro, G. E. (2002), “Theory of quantum annealing of an Ising spin glass,” *Science* **295** (5564), 2427.
- Sarandy, M. S., L.-A. Wu, and D. A. Lidar (2004), “Consistency of the adiabatic theorem,” *Q. Inf. Proc.* **3** (6), 331.
- Satanin, A. M., M. V. Denisenko, S. Ashhab, and F. Nori (2012), “Amplitude spectroscopy of two coupled qubits,” *Phys. Rev. B* **85** (18), 184524.
- Satanin, A. M., M. V. Denisenko, A. I. Gelman, and F. Nori (2014), “Amplitude and phase effects in Josephson qubits driven by a biharmonic electromagnetic field,” *Phys. Rev. B* **90** (10), 104516.
- Saxon, R. P., and R. E. Olson (1975), “Quantum calculations and classical interpretation of a model curve-crossing problem,” *Phys. Rev. A* **12** (3), 830.
- Scala, M., B. Militello, A. Messina, and N. V. Vitanov (2011), “Microscopic description of dissipative dynamics of a level-crossing transition,” *Phys. Rev. A* **84** (2), 023416.
- Scheuer, J., I. Schwartz, S. Müller, Q. Chen, I. Dhand, M. B. Plenio, B. Naydenov, and F. Jelezko (2017), “Robust techniques for polarization and detection of nuclear spin ensembles,” *Phys. Rev. B* **96** (17), 174436.
- Seitner, M. J., H. Ribeiro, J. Kölbl, T. Faust, J. P. Kotthaus, and E. M. Weig (2016), “Classical Stückelberg interferometry of a nanomechanical two-mode system,” *Phys. Rev. B* **94** (24), 245406.
- Seitner, M. J., H. Ribeiro, J. Kölbl, T. Faust, and E. M. Weig (2017), “Finite-time Stückelberg interferometry with nanomechanical modes,” *New J. Phys.* **19** (3), 033011.
- Sen, A., D. Sen, and K. Sengupta (2021), “Analytic approaches to periodically driven closed quantum systems: methods and applications,” *J. Phys.: Condens. Matter* **33** (44), 443003.
- Setiawan, F., K. Sengupta, I. Spielman, and J. D. Sau (2015), “Dynamical detection of topological phase transitions in short-lived atomic systems,” *Phys. Rev. Lett.* **115** (19), 190401.
- Shafiei, M., K. C. Nowack, C. Reichl, W. Wegscheider, and L. M. K. Vandersypen (2013), “Resolving spin-orbit- and hyperfine-mediated electric dipole spin resonance in a quantum dot,” *Phys. Rev. Lett.* **110** (10), 107601.
- Shammah, N., S. Ahmed, N. Lambert, S. D. Liberato, and F. Nori (2018), “Open quantum systems with local and collective incoherent processes: Efficient numerical simulations using permutational invariance,” *Phys. Rev. A* **98** (6), 063815.
- Shen, W., T. P. Devereaux, and J. K. Freericks (2014), “Beyond Planck-Einstein quanta: Amplitude-driven quantum excitation,” *Phys. Rev. B* **90** (19), 195104.
- Shen, X., F. Wang, Z. Li, and Z. Wu (2019), “Landau-Zener-Stückelberg interferometry in \mathcal{PT} -symmetric non-Hermitian models,” *Phys. Rev. A* **100**, 062514.
- Shevchenko, S. N. (2008), “Impedance measurement technique for quantum systems,” *Eur. Phys. J. B* **61** (2), 187.
- Shevchenko, S. N. (2019), *Mesoscopic Physics meets Quantum Engineering* (World Scientific Pub Co Inc).
- Shevchenko, S. N., S. Ashhab, and F. Nori (2010), “Landau-Zener-Stückelberg interferometry,” *Phys. Rep.* **492** (1), 1.
- Shevchenko, S. N., S. Ashhab, and F. Nori (2012a), “Inverse Landau-Zener-Stückelberg problem for qubit-resonator systems,” *Phys. Rev. B* **85** (9), 094502.
- Shevchenko, S. N., A. S. Kiyko, A. N. Omelyanchouk, and W. Krech (2005), “Dynamic behavior of Josephson-junction qubits: crossover between Rabi oscillations and Landau-Zener transitions,” *Low Temp. Phys.* **31** (7), 569.
- Shevchenko, S. N., A. N. Omelyanchouk, and E. Il’ichev (2012b), “Multiphoton transitions in Josephson-junction qubits (Review Article),” *Low Temp. Phys.* **38** (4), 283.
- Shevchenko, S. N., S. H. W. van der Ploeg, M. Grajcar, E. Il’ichev, A. N. Omelyanchouk, and H.-G. Meyer (2008), “Resonant excitations of single and two-qubit systems coupled to a tank circuit,” *Phys. Rev. B* **78** (17), 174527.
- Shevchenko, S. N., A. I. Ryzhov, and F. Nori (2018), “Low-frequency spectroscopy for quantum multilevel systems,” *Phys. Rev. B* **98** (19), 195434.
- Shi, Z., C. B. Simmons, D. R. Ward, J. R. Prance, X. Wu, T. S. Koh, J. K. Gamble, D. E. Savage, M. G. Lagally, M. Friesen, S. N. Coppersmith, and M. A. Eriksson (2014), “Fast coherent manipulation of three-electron states in a double quantum dot,” *Nat. Commun.* **5** (1), 3020.
- Shi, Z.-C., Y.-H. Chen, W. Qin, Y. Xia, X. X. Yi, S.-B. Zheng, and F. Nori (2021), “Two-level systems with periodic N-step driving fields: Exact dynamics and quantum state manipulations,” *Phys. Rev. A* **104** (5), 053101.
- Shi, Z. C., W. Wang, and X. X. Yi (2016), “Population transfer driven by far-off-resonant fields,” *Opt. Express* **24** (19), 21971.
- Shimshoni, E., and Y. Gefen (1991), “Onset of dissipation in Zener dynamics: relaxation versus dephasing,” *Ann. Phys.* **210** (1), 16.
- Shirley, J. H. (1965), “Solution of the Schrödinger equation with a Hamiltonian periodic in time,” *Phys. Rev.* **138** (4B), B979.
- Shytov, A. V. (2004), “Landau-Zener transitions in a multilevel system: An exact result,” *Phys. Rev. A* **70** (5), 052708.
- Shytov, A. V., D. A. Ivanov, and M. V. Feigel’man (2003), “Landau-Zener interferometry for qubits,” *Eur. Phys. J. B* **36** (2), 263.
- Sillanpää, M., T. Lehtinen, A. Paila, Y. Makhlin, and P. Hakonen (2006), “Continuous-time monitoring of Landau-Zener interference in a Cooper-pair box,” *Phys. Rev. Lett.* **96** (18), 187002.

- Sillanpää, M., T. Lehtinen, A. Paila, Y. Makhlin, and P. J. Hakonen (2007), “Landau–Zener interferometry in a Cooper-pair box,” *J. Low Temp. Phys.* **146** (1-2), 253.
- Sillanpää, M. A., T. Lehtinen, A. Paila, Y. Makhlin, L. Roschier, and P. J. Hakonen (2005), “Direct observation of Josephson capacitance,” *Phys. Rev. Lett.* **95** (20), 206806.
- Silveri, M., J. Tuorila, M. Kemppainen, and E. Thuneberg (2013), “Probe spectroscopy of quasienergy states,” *Phys. Rev. B* **87** (13), 134505.
- Silveri, M., J. Tuorila, M. Sillanpää, E. Thuneberg, Y. Makhlin, and P. Hakonen (2012), “Basis dependence of approximative energy levels in a strongly driven two-level system,” *J. Phys. Conf. Ser.* **400** (4), 042054.
- Silveri, M. P., K. S. Kumar, J. Tuorila, J. Li, A. Vepsäläinen, E. V. Thuneberg, and G. S. Paraoanu (2015), “Stückelberg interference in a superconducting qubit under periodic latching modulation,” *New J. Phys.* **17** (4), 043058.
- Silveri, M. P., J. A. Tuorila, E. V. Thuneberg, and G. S. Paraoanu (2017), “Quantum systems under frequency modulation,” *Rep. Prog. Phys.* **80** (5), 056002.
- Singh, A. K., L. Chotorlishvili, S. Srivastava, I. Tralle, Z. Toklikishvili, J. Berakdar, and S. K. Mishra (2020), “Generation of coherence in an exactly solvable nonlinear nanomechanical system,” *Phys. Rev. B* **101** (10), 104311.
- Sinitsyn, N. A. (2002), “Multiparticle Landau-Zener problem: Application to quantum dots,” *Phys. Rev. B* **66** (20), 205303.
- Sinitsyn, N. A. (2015), “Solvable four-state Landau-Zener model of two interacting qubits with path interference,” *Phys. Rev. B* **92** (20), 205431.
- Sinitsyn, N. A., and V. Y. Chernyak (2017), “The quest for solvable multistate Landau-Zener models,” *J. Phys. A: Math. Theor.* **50** (25), 255203.
- Skelt, A. H., R. W. Godby, and I. D'Amico (2018), “Measuring adiabaticity in nonequilibrium quantum systems,” *Phys. Rev. A* **98** (1), 012104.
- Smirnov, A. Y., S. Savell'ev, L. G. Mourokh, and F. Nori (2007), “Modelling chemical reactions using semiconductor quantum dots,” *Europhys. Lett.* **80** (6), 67008.
- Snyder, R., C. Trimble, C. Rong, P. Folkes, P. Taylor, and J. Williams (2018), “Weak-link Josephson junctions made from topological crystalline insulators,” *Phys. Rev. Lett.* **121** (9), 097701.
- Solinas, P., D. V. Averin, and J. P. Pekola (2013), “Work and its fluctuations in a driven quantum system,” *Phys. Rev. B* **87** (6), 060508.
- Son, J., P. Talkner, and J. Thingna (2021), “Monitoring quantum Otto engines,” *Phys. Rev. X Quantum* **2** (4), 040328.
- Son, S.-K., S. Han, and S.-I. Chu (2009), “Floquet formulation for the investigation of multiphoton quantum interference in a superconducting qubit driven by a strong ac field,” *Phys. Rev. A* **79** (3), 032301.
- Spreeuw, R. J. C., N. J. van Druten, M. W. Beijersbergen, E. R. Eliel, and J. P. Woerdman (1990), “Classical realization of a strongly driven two-level system,” *Phys. Rev. Lett.* **65** (21), 2642.
- Särkkä, J., and A. Harju (2011), “Spin dynamics at the singlet–triplet crossings in a double quantum dot,” *New J. Phys.* **13** (4), 043010.
- Stückelberg, E. C. G. (1932), “Theory of inelastic collisions between atoms,” *Helv. Phys. Acta* **5**, 369.
- Stehlik, J., Y. Dovzhenko, J. R. Petta, J. R. Johansson, F. Nori, H. Lu, and A. C. Gossard (2012), “Landau-Zener–Stückelberg interferometry of a single electron charge qubit,” *Phys. Rev. B* **86** (12), 121303.
- Stehlik, J., Y.-Y. Liu, C. Eichler, T. Hartke, X. Mi, M. Gullans, J. Taylor, and J. Petta (2016a), “Double quantum dot Floquet gain medium,” *Phys. Rev. X* **6** (4), 041027.
- Stehlik, J., M. Z. Maialle, M. H. Degani, and J. R. Petta (2016b), “Role of multilevel Landau-Zener interference in extreme harmonic generation,” *Phys. Rev. B* **94** (7), 075307.
- Stehlik, J., M. Schroer, M. Maialle, M. Degani, and J. Petta (2014), “Extreme harmonic generation in electrically driven spin resonance,” *Phys. Rev. Lett.* **112** (22), 227601.
- Stoof, T. H., and Y. V. Nazarov (1996), “Time-dependent resonant tunneling via two discrete states,” *Phys. Rev. B* **53** (3), 1050.
- Studenikin, S. A., G. C. Aers, G. Granger, L. Gaudreau, A. Kam, P. Zawadzki, Z. R. Wasilewski, and A. S. Sachrajda (2012), “Quantum interference between three two-spin states in a double quantum dot,” *Phys. Rev. Lett.* **108** (22), 226802.
- Stueckelberg, E. C. G. (1970), “Theory of inelastic collisions between atoms,” *Nasa Tech.dock.*, 19720003957.
- Sun, G., X. Wen, M. Gong, D.-W. Zhang, Y. Yu, S.-L. Zhu, J. Chen, P. Wu, and S. Han (2015), “Observation of coherent oscillation in single-passage Landau-Zener transitions,” *Sci. Rep.* **5** (1), 8463.
- Sun, G., X. Wen, B. Mao, J. Chen, Y. Yu, P. Wu, and S. Han (2010), “Tunable quantum beam splitters for coherent manipulation of a solid-state tripartite qubit system,” *Nat. Commun.* **1** (5), 1.
- Sun, G., X. Wen, B. Mao, Y. Yu, J. Chen, W. Xu, L. Kang, P. Wu, and S. Han (2011), “Landau-Zener–Stückelberg interference of microwave-dressed states of a superconducting phase qubit,” *Phys. Rev. B* **83** (18), 180507.
- Sun, G., X. Wen, Y. Wang, S. Cong, J. Chen, L. Kang, W. Xu, Y. Yu, S. Han, and P. Wu (2009), “Population inversion induced by Landau–Zener transition in a strongly driven rf superconducting quantum interference device,” *Appl. Phys. Lett.* **94** (10), 102502.
- Sun, Y., D. Leykam, S. Nenni, D. Song, H. Chen, Y. Chong, and Z. Chen (2018), “Observation of valley Landau-Zener–Bloch oscillations and pseudospin imbalance in photonic graphene,” *Phys. Rev. Lett.* **121** (3), 033904.
- Sun, Z., J. Ma, X. Wang, and F. Nori (2012), “Photon-assisted Landau-Zener transition: role of coherent superposition states,” *Phys. Rev. A* **86** (1), 012107.
- Sun, Z., L. Zhou, G. Xiao, D. Poletti, and J. Gong (2016), “Finite-time Landau-Zener processes and counterdiabatic driving in open systems: Beyond Born, Markov, and rotating-wave approximations,” *Phys. Rev. A* **93** (1), 012121.
- Suzuki, T., and H. Nakazato (2022), “Generalized adiabatic impulse approximation,” *Phys. Rev. A* **105** (2), 022211.

- Suzuki, T. T., and O. Sakai (2016), “Oscillatory spin asymmetric scattering of low-energy He^+ ions on Sn surfaces,” *Nucl. Instrum. Methods Phys. Res., Sect. B* **382**, 2.
- Suzuki, T. T., and Y. Yamauchi (2010), “Stückelberg oscillations in nonadiabatic spin transitions of an electron spin-polarized $^4\text{He}^+$ ion beam,” *Phys. Rev. A* **82** (4), 042709.
- Syzranov, S. V., Y. I. Rodionov, K. I. Kugel, and F. Nori (2013), “Strongly anisotropic Dirac quasiparticles in irradiated graphene,” *Phys. Rev. B* **88** (24), 241112.
- Tagliaferri, M. L. V., P. L. Bavdaz, W. Huang, A. S. Dzurak, D. Culcer, and M. Veldhorst (2018), “Impact of valley phase and splitting on readout of silicon spin qubits,” *Phys. Rev. B* **97** (24), 245412.
- Takahashi, R., and N. Sugimoto (2018), “Semiclassical lattice effects on interband tunneling of a two-state system,” *J. Phys. Soc. Jpn.* **87** (10), 104701.
- Tan, X., H. Yu, Y. Yu, and S. Han (2015), “Rapid characterization of microscopic two-level systems using Landau-Zener transitions in a superconducting qubit,” *Appl. Phys. Lett.* **107** (10), 102601.
- Tan, X., D.-W. Zhang, Z. Zhang, Y. Yu, S. Han, and S.-L. Zhu (2014), “Demonstration of geometric Landau-Zener interferometry in a superconducting qubit,” *Phys. Rev. Lett.* **112** (2), 027001.
- Taya, H., M. Hongo, and T. N. Ikeda (2021), “Analytical WKB theory for high-harmonic generation and its application to massive Dirac electrons,” *Phys. Rev. B* **104** (14), 140305.
- Tayebirad, G., A. Zenesini, D. Ciampini, R. Mannella, O. Morsch, E. Arimondo, N. Lörch, and S. Wimberger (2010), “Time-resolved measurement of Landau-Zener tunneling in different bases,” *Phys. Rev. A* **82** (1), 013633.
- Tchoubiap, S. E. M., J. E. Danga, R. M. K. Tsiaze, and L. C. Fai (2018), “Coherent nonlinear low-frequency Landau-Zener tunneling induced by magnetic control of a spin qubit in a quantum wire,” *Int. J. Quantum Inf.* **16** (06), 1850049.
- Teixeira, W., F. L. Semiao, J. Tuorila, and M. Möttönen (2021), “Assessment of weak-coupling approximations on a driven two-level system under dissipation,” *New J. Phys.* **24**, 013005.
- Teranishi, Y., and H. Nakamura (1998), “Control of time-dependent nonadiabatic processes by an external field,” *Phys. Rev. Lett.* **81** (10), 2032.
- Thalhammer, G., K. Winkler, F. Lang, S. Schmid, R. Grimm, and J. H. Denschlag (2006), “Long-lived Feshbach molecules in a three-dimensional optical lattice,” *Phys. Rev. Lett.* **96** (5), 050402.
- Theisen, M., F. Petiziol, S. Carretta, P. Santini, and S. Wimberger (2017), “Superadiabatic driving of a three-level quantum system,” *Phys. Rev. A* **96** (1), 013431.
- Thingna, J., F. Barra, and M. Esposito (2017), “Kinetics and thermodynamics of a driven open quantum system,” *Phys. Rev. E* **96** (5), 052132.
- Thingna, J., M. Esposito, and F. Barra (2019), “Landau-Zener Lindblad equation and work extraction from coherences,” *Phys. Rev. E* **99** (4), 042142.
- Thorson, W. R., J. B. Delos, and S. A. Boorstein (1971), “Studies of the potential-curve crossing problem. I. Analysis of Stueckelberg method,” *Phys. Rev. A* **4** (3), 1052.
- Tien, P. K., and J. P. Gordon (1963), “Multiphoton process observed in the interaction of microwave fields with the tunneling between superconductor films,” *Phys. Rev.* **129** (2), 647.
- Tornes, I., and D. Stroud (2008), “Model of multiphoton transitions in a current-biased Josephson junction,” *Phys. Rev. B* **77** (22), 224513.
- Tschischik, W., M. Haque, and R. Moessner (2012), “Nonequilibrium dynamics in Bose-Hubbard ladders,” *Phys. Rev. A* **86** (6), 063633.
- Tuorila, J., M. Silveri, M. Sillanpää, E. Thuneberg, Y. Makhlin, and P. Hakonen (2010), “Stark effect and generalized Bloch-Siegert shift in a strongly driven two-level system,” *Phys. Rev. Lett.* **105** (25), 257003.
- Tuorila, J., M. Silveri, M. Sillanpää, E. Thuneberg, Y. Makhlin, and P. Hakonen (2013), “Charge qubit driven via the Josephson nonlinearity,” *Supercond. Sci. Technol.* **26** (12), 124001.
- Uehlinger, T., D. Greif, G. Jotzu, L. Tarruell, T. Esslinger, L. Wang, and M. Troyer (2013), “Double transfer through Dirac points in a tunable honeycomb optical lattice,” *Eur. Phys. J. Special Topics* **217** (1), 121.
- Vandersypen, L. M. K., H. Bluhm, J. S. Clarke, A. S. Dzurak, R. Ishihara, A. Morello, D. J. Reilly, L. R. Schreiber, and M. Veldhorst (2017), “Interfacing spin qubits in quantum dots and donors—hot, dense, and coherent,” *npj Quantum Inf.* **3** (1), 34.
- Villazon, T., P. W. Claeys, A. Polkovnikov, and A. Chandran (2021), “Shortcuts to dynamic polarization,” *Phys. Rev. B* **103** (7), 075118.
- Villazon, T., A. Polkovnikov, and A. Chandran (2019), “Swift heat transfer by fast-forward driving in open quantum systems,” *Phys. Rev. A* **100** (1), 012126.
- Vitanov, N. V. (1999), “Transition times in the Landau-Zener model,” *Phys. Rev. A* **59** (2), 988.
- Vitanov, N. V. (2018), “Relations between the single-pass and double-pass transition probabilities in quantum systems with two and three states,” *Phys. Rev. A* **97** (5), 053409.
- Vitanov, N. V., and B. M. Garraway (1996), “Landau-Zener model: Effects of finite coupling duration,” *Phys. Rev. A* **53** (6), 4288.
- Vitanov, N. V., T. Halfmann, B. W. Shore, and K. Bergmann (2001), “Laser-induced population transfer by adiabatic passage techniques,” *Annu. Rev. Phys. Chem.* **52** (1), 763.
- Vitanov, N. V., and K. A. Suominen (1999), “Nonlinear level-crossing models,” *Phys. Rev. A* **59** (6), 4580.
- Vitanov, N. V., L. P. Yatsenko, and K. Bergmann (2003), “Population transfer by an amplitude-modulated pulse,” *Phys. Rev. A* **68** (4), 043401.
- Vogelsberger, M., and D. A. Garanin (2006), “Butterfly hysteresis curves generated by adiabatic Landau-Zener transitions,”

- Phys. Rev. B* **73** (9), 092412.
- Wallraff, A., T. Duty, A. Lukashenko, and A. V. Ustinov (2003), “Multiphoton transitions between energy levels in a current-biased Josephson tunnel junction,” *Phys. Rev. Lett.* **90** (3), 037003.
- Wang, G., C. Li, and P. Cappellaro (2021), “Observation of symmetry-protected selection rules in periodically driven quantum systems,” *Phys. Rev. Lett.* **127** (14), 140604.
- Wang, L., T. Tu, B. Gong, C. Zhou, and G.-C. Guo (2016), “Experimental realization of non-adiabatic universal quantum gates using geometric Landau-Zener-Stückelberg interferometry,” *Sci. Rep.* **6** (1), 19048.
- Wang, L., C. Zhou, T. Tu, H.-W. Jiang, G.-P. Guo, and G.-C. Guo (2014), “Quantum simulation of the Kibble-Zurek mechanism using a semiconductor electron charge qubit,” *Phys. Rev. A* **89** (2), 022337.
- Wang, X., A. Miranowicz, H.-R. Li, and F. Nori (2017), “Observing pure effects of counter-rotating terms without ultrastrong coupling: A single photon can simultaneously excite two qubits,” *Phys. Rev. A* **96** (6), 063820.
- Wang, Y., S. Cong, X. Wen, C. Pan, G. Sun, J. Chen, L. Kang, W. Xu, Y. Yu, and P. Wu (2010), “Quantum interference induced by multiple Landau-Zener transitions in a strongly driven rf-SQUID qubit,” *Phys. Rev. B* **81** (14), 144505.
- Wang, Z., W.-C. Huang, Q.-F. Liang, and X. Hu (2018), “Landau-Zener-Stückelberg interferometry for Majorana qubit,” *Sci. Rep.* **8** (1), 7920.
- Ward, D. R., D. Kim, D. E. Savage, M. G. Lagally, R. H. Foote, M. Friesen, S. N. Coppersmith, and M. A. Eriksson (2016), “State-conditional coherent charge qubit oscillations in a Si/SiGe quadruple quantum dot,” *npj Quantum Inf.* **2** (1), 16032.
- Wei, L. F., J. R. Johansson, L. X. Cen, S. Ashhab, and F. Nori (2008), “Controllable coherent population transfers in superconducting qubits for quantum computing,” *Phys. Rev. Lett.* **100** (11), 113601.
- Wen, P. Y., O. V. Ivakhnenko, M. A. Nakonechnyi, B. Suri, J.-J. Lin, W.-J. Lin, J. C. Chen, S. N. Shevchenko, F. Nori, and I.-C. Hoi (2020), “Landau-Zener-Stückelberg-Majorana interferometry of a superconducting qubit in front of a mirror,” *Phys. Rev. B* **102** (7), 075448.
- Wen, X., Y. Wang, S. Cong, G. Sun, J. Chen, L. Kang, W. Xu, Y. Yu, P. Wu, and S. Han (2010), “Landau-Zener-Stuckelberg interferometry in multilevel superconducting flux qubit,” *ArXiv* 1003.2025 .
- Wen, X., Y. Wang, and Y. Yu (2009), “Play building blocks on population distribution of multilevel superconducting flux qubit with quantum interference,” *ArXiv* 0912.0881 .
- Whitney, R. S., M. Clusel, and T. Ziman (2011), “Temperature can enhance coherent oscillations at a Landau-Zener transition,” *Phys. Rev. Lett.* **107** (21), 210402.
- Whittaker, E. T., and G. N. Watson (1920), *A Course of Modern Analysis*, 3rd ed., 196 (Cambridge University Press) Chap. The parabolic cylinder functions. Weber’s equation.
- Wild, D. S., S. Gopalakrishnan, M. Knap, N. Y. Yao, and M. D. Lukin (2016), “Adiabatic quantum search in open systems,” *Phys. Rev. Lett.* **117** (15), 150501.
- Wilson, C. M., T. Duty, F. Persson, M. Sandberg, G. Johansson, and P. Delsing (2007), “Coherence times of dressed states of a superconducting qubit under extreme driving,” *Phys. Rev. Lett.* **98** (25), 257003.
- Wilson, C. M., G. Johansson, T. Duty, F. Persson, M. Sandberg, and P. Delsing (2010), “Dressed relaxation and dephasing in a strongly driven two-level system,” *Phys. Rev. B* **81** (2), 024520.
- Wilson, R. D., A. M. Zagorskin, S. Savel’ev, M. J. Everitt, and F. Nori (2012), “Feedback-controlled adiabatic quantum computation,” *Phys. Rev. A* **86** (5), 052306.
- Witthaut, D., F. Trimborn, V. Kegel, and H. J. Korsch (2011), “Quantum dynamics of Bose-Einstein condensates in tilted and driven bichromatic optical lattices,” *Phys. Rev. A* **83** (1), 013609.
- Wittig, C. (2005), “The Landau-Zener formula,” *J. Phys. Chem. B* **109** (17), 8428.
- Wu, B., and Q. Niu (2003), “Superfluidity of Bose-Einstein condensate in an optical lattice: Landau-Zener tunnelling and dynamical instability,” *New J. Phys.* **5**, 104.
- Wu, E., C. Zhang, Z. Wang, and C. Liu (2020), “Waveform control of currents in graphene by chirped few-cycle lasers,” *New J. Phys.* **22** (3), 033016.
- Wu, H., G. Heinrich, and F. Marquardt (2013), “The effect of Landau-Zener dynamics on phonon lasing,” *New J. Phys.* **15** (12), 123022.
- Wu, J.-L., Y. Wang, J.-X. Han, S.-L. Su, Y. Xia, Y. Jiang, and J. Song (2021), “Resilient quantum gates on periodically driven Rydberg atoms,” *Phys. Rev. A* **103** (1), 012601.
- Wu, T., Y. Zhou, Y. Xu, S. Liu, and J. Li (2019), “Landau-Zener-Stückelberg interference in nonlinear regime,” *Chin. Phys. Lett.* **36** (12), 124204.
- Wu, X., D. R. Ward, J. R. Prance, D. Kim, J. K. Gamble, R. T. Mohr, Z. Shi, D. E. Savage, M. G. Lagally, M. Friesen, S. N. Coppersmith, and M. A. Eriksson (2014), “Two-axis control of a singlet-triplet qubit with an integrated micromagnet,” *Proc. Natl. Acad. Sci. USA* **111** (33), 11938.
- Wubs, M. (2010), “Instantaneous coherent destruction of tunneling and fast quantum state preparation for strongly pulsed spin qubits in diamond,” *Chem. Phys.* **375** (2-3), 163.
- Wubs, M., K. Saito, S. Kohler, P. Hänggi, and Y. Kayanuma (2006), “Gauging a quantum heat bath with dissipative Landau-Zener transitions,” *Phys. Rev. Lett.* **97** (20), 200404.
- Wubs, M., K. Saito, S. Kohler, Y. Kayanuma, and P. Hänggi (2005), “Landau-Zener transitions in qubits controlled by electromagnetic fields,” *New J. Phys.* **7**, 218.
- Xia, S., Y. Zhang, Z. Li, L. Qin, C. Yang, H. Lu, J. Zhang, X. Zhao, and Z. Zhu (2021), “Band evolution and Landau-Zener Bloch oscillations in strained photonic rhombic lattices,” *Opt. Exp.* **29** (23), 37503.
- Xiang, Z.-L., S. Ashhab, J. Q. You, and F. Nori (2013), “Hybrid quantum circuits: superconducting circuits interacting with other quantum systems,” *Rev. Mod. Phys.* **85** (2), 623.

- Xie, Q. (2018), “Exactly solvable model for Landau-Zener-Stückelberg-Majorana interferometry,” *Phys. Rev. A* **97** (2), 022113.
- Xu, C., A. Poudel, and M. G. Vavilov (2014a), “Nonadiabatic dynamics of a slowly driven dissipative two-level system,” *Phys. Rev. A* **89** (5), 052102.
- Xu, J. (2014), “Probing the energy spectrum in the vicinity of Dirac points with Landau–Zener transition,” *Commun. Theor. Phys.* **62** (3), 343.
- Xu, J., Y.-X. Du, and W. Huang (2019a), “Improving coherent population transfer via a stricter adiabatic condition,” *Phys. Rev. A* **100**, 023848.
- Xu, K., T. Xie, F. Shi, Z.-Y. Wang, X. Xu, P. Wang, Y. Wang, M. B. Plenio, and J. Du (2019b), “Breaking the quantum adiabatic speed limit by jumping along geodesics,” *Sci. Adv.* **5** (6), 3800.
- Xu, S., Y. Yu, and G. Sun (2010), “Landau-Zener-Stückelberg spectroscopy of a superconducting flux qubit,” *Phys. Rev. B* **82** (14), 144526.
- Xu, X.-Y., Y.-J. Han, K. Sun, J.-S. Xu, J.-S. Tang, C.-F. Li, and G.-C. Guo (2014b), “Quantum simulation of Landau-Zener model dynamics supporting the Kibble-Zurek mechanism,” *Phys. Rev. Lett.* **112** (3), 035701.
- Xu, Z.-Y., W.-L. You, Y.-L. Dong, C. Zhang, and W. L. Yang (2018), “Generalized speed and cost rate in transitionless quantum driving,” *Phys. Rev. A* **97**, 032115.
- Yan, Y., Z. Lü, J. Luo, and H. Zheng (2017), “Effects of counter-rotating couplings of the Rabi model with frequency modulation,” *Phys. Rev. A* **96** (3), 033802.
- Yang, J., S. Pang, and A. N. Jordan (2017), “Quantum parameter estimation with the Landau-Zener transition,” *Phys. Rev. A* **96** (2), 020301.
- Yatsenko, L. P., B. W. Shore, K. Bergmann, and V. I. Romanenko (1998), “Stimulated Raman adiabatic passage with amplitude modulated fields,” *Eur. Phys. J. D* **4** (1), 47.
- Yoakum, S., L. Sirko, and P. M. Koch (1992), “Stueckelberg oscillations in the multiphoton excitation of helium Rydberg atoms: Observation with a pulse of coherent field and suppression by additive noise,” *Phys. Rev. Lett.* **69** (13), 1919.
- Zagoskin, A. M. (2011), *Quantum Engineering* (Cambridge University Press).
- Zangara, P. R., J. Henshaw, D. Pagliero, A. Ajoy, J. A. Reimer, A. Pines, and C. A. Meriles (2019), “Two-electron-spin ratchets as a platform for microwave-free dynamic nuclear polarization of arbitrary material targets,” *Nano Lett.* **19** (4), 2389.
- Zazunov, A., R. Egger, and Y. Gefen (2020), “Multi-particle interferometry in the time-energy domain with localized topological quasiparticles,” *Phys. Rev. Res.* **2** (2), 023054.
- Zel’dovich, Y. B. (1967), “The quasienergy of a quantum-mechanical system subjected to a periodic action,” *JETP* **24**, 1006.
- Zel’dovich, Y. B. (1973), “Scattering and emission of a quantum system in a strong electromagnetic wave,” *Sov. Phys. Usp.* **16** (3), 427.
- Zener, C. (1932), “Non-adiabatic crossing of energy levels,” *Proc. R. Soc. A* **137** (833), 696.
- Zener, C. (1934), “A theory of the electrical breakdown of solid dielectrics,” *Proc. R. Soc. A* **145** (855), 523.
- Zenesini, A., D. Ciampini, O. Morsch, and E. Arimondo (2010), “Observation of Stückelberg oscillations in accelerated optical lattices,” *Phys. Rev. A* **82** (6), 065601.
- Zenesini, A., H. Lignier, G. Tayebirad, J. Radogostowicz, D. Ciampini, R. Mannella, S. Wimberger, O. Morsch, and E. Arimondo (2009), “Time-resolved measurement of Landau-Zener tunneling in periodic potentials,” *Phys. Rev. Lett.* **103** (9), 090403.
- Zhang, H., S. Chakram, T. Roy, N. Earnest, Y. Lu, Z. Huang, D. Weiss, J. Koch, and D. I. Schuster (2021), “Universal fast-flux control of a coherent, low-frequency qubit,” *Phys. Rev. X* **11** (1), 011010.
- Zhang, J., J. H. Shim, I. Niemeyer, T. Taniguchi, T. Teraji, H. Abe, S. Onoda, T. Yamamoto, T. Ohshima, J. Isoya, and D. Suter (2013), “Experimental implementation of assisted quantum adiabatic passage in a single spin,” *Phys. Rev. Lett.* **110** (24), 240501.
- Zhang, J., J. Zhang, X. Zhang, and K. Kim (2014), “Realization of geometric Landau-Zener-Stückelberg interferometry,” *Phys. Rev. A* **89** (1), 013608.
- Zhang, J.-N., C.-P. Sun, S. Yi, and F. Nori (2011), “Spatial Landau-Zener-Stückelberg interference in spinor Bose-Einstein condensates,” *Phys. Rev. A* **83** (3), 033614.
- Zhang, L., and J. Liu (2019), “The upper bound function of nonadiabatic dynamics in parametric driving quantum systems,” *Chin. Phys. B* **28** (8), 080301.
- Zhang, Q., P. Hänggi, and J. Gong (2008), “Nonlinear Landau–Zener processes in a periodic driving field,” *New J. Phys.* **10** (7), 073008.
- Zhang, Z.-T., and D. E. Liu (2021), “Readout of Majorana bound states via Landau-Zener transition,” *Phys. Rev. B* **103** (19), 195401.
- Zhao, L., M. Goryachev, J. Bourhill, and M. E. Tobar (2017), “Indirect methods to control population distribution in a large spin system,” *New J. Phys.* **19** (3), 033016.
- Zhao, P.-J., W. Li, H. Cao, S.-W. Yao, and L.-X. Cen (2018), “Exotic dynamical evolution in a secant-pulse-driven quantum system,” *Phys. Rev. A* **98** (2), 022136.
- Zhao, X., and X. Hu (2018a), “Coherent electron transport in silicon quantum dots,” *ArXiv* 1803.00749 .
- Zhao, X., and X. Hu (2018b), “Toward high-fidelity coherent electron spin transport in a GaAs double quantum dot,” *Sci. Rep.* **8** (1), 13968.
- Zhao, X., and X. Hu (2021), “Measurement of tunnel coupling in a Si double quantum dot based on charge sensing,” *ArXiv* 2103.06409 .
- Zhao, Y.-J., Y.-L. Liu, Y. xi Liu, and F. Nori (2015), “Generating nonclassical photon states via longitudinal couplings between superconducting qubits and microwave fields,” *Phys. Rev. A* **91** (5), 053820.
- Zhdanov, D. V., and T. Seideman (2015), “Role of control constraints in quantum optimal control,” *Phys. Rev. A* **92** (5),

- 052109.
- Zheleznyakov, V. V., V. V. Kocharovskii, and V. V. Kocharovskii (1983), “Linear coupling of electromagnetic waves in inhomogeneous weakly-ionized media,” *Phys.-Uspekhi* **141** (10), 257.
- Zheng, F., Y. Shen, K. Sun, and Y. Zhao (2021), “Photon-assisted Landau-Zener transitions in a periodically driven Rabi dimer coupled to a dissipative mode,” *J. Chem. Phys.* **154** (4), 044102.
- Zhou, J., P. Huang, Q. Zhang, Z. Wang, T. Tan, X. Xu, F. Shi, X. Rong, S. Ashhab, and J. Du (2014), “Observation of time-domain Rabi oscillations in the Landau-Zener regime with a single electronic spin,” *Phys. Rev. Lett.* **112** (1), 010503.
- Zhou, X., C. Zhao, D. Xiao, J. Sun, G. Sobreviela, D. D. Gerrard, Y. Chen, I. Flader, T. W. Kenny, X. Wu, and A. A. Seshia (2019), “Dynamic modulation of modal coupling in microelectromechanical gyroscopic ring resonators,” *Nature Com.* **10** (1), 4980.
- Zhou, Y., S. Gu, K. Wang, G. Cao, X. Hu, M. Gong, H.-O. Li, and G.-P. Guo (2021), “Frequency-selective effective model of driven multilevel systems in gate-defined quantum dots,” *ArXiv* 2110.09852 .
- Zhu, C., Y. Teranishi, and H. Nakamura (2007), “Nonadiabatic transitions due to curve crossings: complete solutions of the Landau-Zener-Stueckelberg problems and their applications,” in *Adv. Chem. Phys.*, Vol. 117 (John Wiley & Sons, Inc.) pp. 127–233.
- Zhuang, F., J. Zeng, S. E. Economou, and E. Barnes (2021), “Noise-resistant Landau-Zener sweeps from geometrical curves,” *ArXiv* 2103.07586 .
- Zudov, M. A., R. R. Du, L. N. Pfeiffer, and K. W. West (2006), “Multiphoton processes in microwave photoresistance of two-dimensional electron systems,” *Phys. Rev. B* **73**, 041303.
- Zueco, D., P. Hänggi, and S. Kohler (2008), “Landau-Zener tunnelling in dissipative circuit QED,” *New J. Phys.* **10** (11), 115012.
- Zurek, W. H. (1985), “Cosmological experiments in superfluid helium?” *Nature* **317** (6037), 505.
- Zurek, W. H., U. Dorner, and P. Zoller (2005), “Dynamics of a quantum phase transition,” *Phys. Rev. Lett.* **95** (10), 105701.
- Zvyagin, A. A. (2018), “Quantum quench for the biaxial spin system,” *Low Temp. Phys.* **44** (11), 1173.
- Zwanenburg, F. A., A. S. Dzurak, A. Morello, M. Y. Simmons, L. C. L. Hollenberg, G. Klimeck, S. Rogge, S. N. Coppersmith, and M. A. Eriksson (2013), “Silicon quantum electronics,” *Rev. Mod. Phys.* **85** (3), 961.