

Exploring entanglement resource in Si quantum dot systems with operational quasiprobability approach

Junghee Ryu¹ and Hoon Ryu^{1,*}

¹*Division of National Supercomputing,*

Korea Institute of Science and Technology Information, Daejeon 34141, Republic of Korea

(Dated: March 31, 2022)

We characterize the quantum entanglement of the realistic two-qubit signals that are sensitive to charge noises. Our working example is the time response generated from a silicon double quantum dot (DQD) platform, where a single-qubit rotation and a two-qubit controlled-NOT operation are conducted sequentially in time to generate arbitrary entangled states. In order to characterize the entanglement of two-qubit states, we employ the marginal operational quasiprobability (OQ) approach that allows negative values of the probability function if a given state is entangled. While the charge noise, which is omnipresent in semiconductor devices, severely affects logic operations implemented in the DQD platform, causing huge degradation in fidelity of unitary operations as well as resulting two-qubit states, the pattern in the OQ-driven entanglement strength turns out to be quite invariant, indicating that the resource of quantum entanglement is not significantly broken though the physical system is exposed to noise-driven fluctuations in exchange interaction between quantum dots.

I. INTRODUCTION

Quantum correlations have been regarded as key ingredients for advantages of several applications in quantum information technologies such as quantum computing, quantum communications, quantum metrology, and so on. These resources enable the quantum advantages in ways that classical methods can do only with much less efficiency or cannot. Quantum entanglement, the most celebrated example of the quantum resources, plays a crucial role in quantum information applications [1, 2]. For example, in quantum communication, a shared entanglement between two parties can serve as a channel for teleportation of quantum bits (qubits) [3]. Quantum algorithms being represented by the most well-known one proposed by Shor [4] that enables factorization of large integers much faster than the best classical algorithm known so far, are not feasible without quantum entanglement. It has been also shown that quantum entanglement can improve a parameter estimation in sensing applications [5]. Recently, significant advances for physical realization of universal quantum computers have been demonstrated using various platforms such as superconductors, trapped ions, silicon (Si) quantum dots (QDs), and so on [6–11]. Especially, Si QDs have great potential for designs of scalable quantum circuits since they can be fabricated with industrial-standard lithographical processes and can provide extremely long spin-coherence time [12–15]. The recent work done by Zajac *et al.* has demonstrated the successful realization of a fast Controlled-NOT (CNOT) gate with a single-step control pulse in a Si double QD (DQD) platform [16], where the CNOT logic is a two-qubit entangling block that is essential for designs of universal quantum computing.

Fidelity is the physical quantity that has been widely employed to determine the preciseness of quantum logic operations and corresponding output states. But, the fidelity itself cannot determine whether the output state is entangled or not; instead it quantifies the similarity of the obtained outcome and the desired one. To quantify the entanglement strength of an unknown state, one may employ the entanglement measures [1, 17]. The entanglement measures, however, require all the elements of a state density matrix that can be obtained only with a full quantum state tomography, and therefore are computationally expensive in general. For the simplest case of a single qubit, the density matrix is expressed by a 4×4 complex matrix, and it can be characterized by four parameters known as the Stokes parameters. For an n -qubit state, the size of parameters that must be determined is sharply increased to 4^n . There have been many studies for analytical derivation of the entanglement measures, but so far only the case of two-qubit systems has been well established. In addition, some measures are not linked to directly measurable quantities as they need to involve additional mathematical operations to verify the entanglement, so they may not be appropriate for physical implementation. For examples, the measures such as *negativity* and *concurrence* require a diagonalization or a partial transpose operation that are not easy to be implemented in laboratories.

Recently, an alternative method of entanglement verification, called as the *operational quasiprobability* (OQ), has been proposed. Employing a probability function that can generate negative values, the OQ method characterizes various quantum natures of a given logic state with negative probabilities that are fundamentally impossible to be obtained with classical probability density functions [18–20]. In principle, the OQ method is advantageous over the entanglement measures in a sense that the probability function can be determined only directly measurable quantities that can be easily tested in lab-

* Corresponding author: elec1020@kisti.re.kr

oratory. Moreover, in general, the OQ method requires less number of measurements for entanglement verification, so the computational cost can be saved compared to the case of entanglement measures that involve a full-state tomography processes. Though it has been theoretically understood that the OQ probability function can be solely constructed with directly measurable local observables, however, so far its practicality for the characterization of entanglement has not been elaborately examined against real physical problems, raising natural interest and motivation for related studies with a focus on entangling logic operations under realistic conditions. In this work, we explore the utility of the OQ method for characterization of quantum entanglement of two-qubit states that are generated in a Si DQD system which encodes qubits to spins of confined electrons. The experimental conditions of DQD systems are realistically mimicked with our in-house simulation code package, which has been validated by modeling quantum logic operations implemented in a physically realized Si DQD platform [16, 21, 22]. With a focus on a simple circuit that sequentially conducts a one-qubit rotation and a CNOT operation, we apply the marginal OQ method to the time response of a DQD system to quantify the amount of entanglement, and compare the result to the one obtained with an ideal toy model. Entanglement characterization of the DQD system under noisy conditions is discussed in detail, delivering a non-negligible message that the entanglement resource can be quite robust to charge noises even though the noise-driven degradation in fidelity is clearly observed for gating operations and output states.

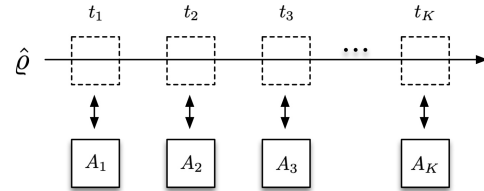
II. METHODS

Since the cornerstone of our method is the OQ, here we briefly review its mathematical details for handling general multi-qubit systems. Consider that K nondegenerate measurement operators A_k are selectively and consecutively applied on a qubit, each of which has two possible outcomes denoted by $a_k \in \{0, 1\}$. Each A_k is measured at time t_k with $t_k < t_l$ for $k < l$, and we consider a projective measurement described by projectors $\Pi_k^{a_k}$ as $A_k = \sum_{a_k} (-1)^{a_k} \Pi_k^{a_k}$ (for the case of general measurements, see Ref. [18]). Depending on the selection of the operators, one can perform 2^K different measurement configurations including void measurement which refers to no selection of any measurements and sequential measurements (see Figure 1(b) for $K = 2$). We denote each measurement configuration by n -tuple as $\mathbf{n} = (n_1, \dots, n_K)$ with $n_k \in \{0, 1\}$, where $n_k = 1$ if the measurement operator A_k is selected to be measured at time t_k and $n_k = 0$ otherwise.

For each setup, we construct the following form of expectation value:

$$C(\mathbf{n}) = \sum_{\mathbf{a}} (-1)^{\mathbf{n} \cdot \mathbf{a}} P(\mathbf{a} | \mathbf{A}_{\mathbf{n}}), \quad (1)$$

(a) K measurement operators



(b) Two measurement operators ($K=2$)

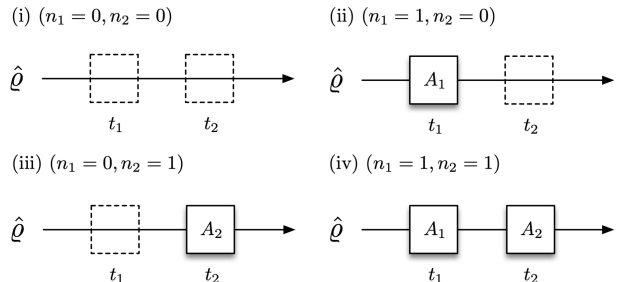


FIG. 1. **Schematic diagram of measurement configurations.** (a) When K possible measurement operators A_k are selectively and sequentially considered at time t_k , 2^K measurement configurations can be constructed. (b) For two operators A_1 and A_2 case, there are four measurement configurations: (i) no measurement, (ii) A_1 measurement at time t_1 , (iii) A_2 measurement at t_2 , and (iv) a sequential measurement of A_1 and A_2 at t_1 and t_2 .

where $\mathbf{a} = (a_1, \dots, a_K)$ with $a_k \in \{0, 1\}$, $\sum_{\mathbf{a}} = \sum_{a_1} \dots \sum_{a_K}$, and $\mathbf{n} \cdot \mathbf{a} = \sum_{k=1}^K n_k a_k$. Here $P(\mathbf{a} | \mathbf{A}_{\mathbf{n}})$ is a sequential probability of the outcome \mathbf{a} given $\mathbf{A}_{\mathbf{n}}$ is a sequential measurement setup, where $\mathbf{A}_{\mathbf{n}}$ involves the only measurements corresponding to a nonzero n_k . For example, when two measurement operators A_1 and A_2 are selected to be measured among K measurements (only n_1 and n_2 are nonzero of \mathbf{n}), there are four measurement configurations whose expectation values are given by (i) $C(0, 0) = 1$, (ii) $C(1, 0) = \sum_{a_1} (-1)^{a_1} P(a_1 | A_1)$, (iii) $C(0, 1) = \sum_{a_2} (-1)^{a_2} P(a_2 | A_2)$, (iv) $C(1, 1) = \sum_{a_1, a_2} (-1)^{a_1 + a_2} P(a_1, a_2 | A_1, A_2)$ as shown in Figure 1(b). In particular, for the projective measurements the sequential probability can be put as

$$P(a_i, a_j | A_i, A_j) = \text{Tr}[\Pi_j^{a_j} \Pi_i^{a_i} \rho (\Pi_j^{a_j} \Pi_i^{a_i})^\dagger]. \quad (2)$$

Indeed, the formula (1) describes the expectation values for all measurement configurations for the 2^K cases.

The OQ function is defined by applying a discrete Fourier transform on $C(\mathbf{n})$ as

$$\mathcal{W}(\mathbf{a}) \equiv \frac{1}{2^K} \sum_{\mathbf{n}} (-1)^{-\mathbf{a} \cdot \mathbf{n}} C(\mathbf{n}), \quad (3)$$

where $\sum_{\mathbf{n}} = \sum_{n_1} \dots \sum_{n_K}$. The expectation $C(\mathbf{n})$ can be reproduced by the inverse Fourier transform of $\mathcal{W}(\mathbf{a})$. That is, the OQ function has a full information of the quantum expectation without loss of the generality. It is

a real-valued function and normalized to one over all \mathbf{a} ; $\sum_{\mathbf{a}} \mathcal{W}(\mathbf{a}) = 1$. The sum of $\mathcal{W}(\mathbf{a})$ over a part of \mathbf{a} reproduces the marginal quasiprobability of the rest and for a single argument a_k it is equivalent to the probability of measuring a_k , $\mathcal{W}(a_k) = P(a_k|A_k)$. To quantify the degree of the nonclassicality, the sum of the negative components of $\mathcal{W}(\mathbf{a})$ is suggested in the following form:

$$\mathcal{N} \equiv \frac{1}{2} \sum_{\mathbf{a}} (|\mathcal{W}(\mathbf{a})| - \mathcal{W}(\mathbf{a})), \quad (4)$$

where it has been shown theoretically and experimentally that a polarization of a single qubit system exhibits $\mathcal{N} > 0$ [18, 20].

A generalization to N -partite OQ function is straightforward, which is also defined by the discrete Fourier transform of a composite expectation for N -partite system $C(\mathbf{n}^1, \dots, \mathbf{n}^N) \equiv C(\mathbf{n}^1) \otimes \dots \otimes C(\mathbf{n}^N)$ as

$$\mathcal{W}(\mathbf{a}^1, \dots, \mathbf{a}^N) \equiv \frac{1}{2^{NK}} \sum_{\mathbf{n}^1, \dots, \mathbf{n}^N} (-1)^{-\mathbf{a}^1 \cdot \mathbf{n}^1 - \dots - \mathbf{a}^N \cdot \mathbf{n}^N} \times C(\mathbf{n}^1, \dots, \mathbf{n}^N), \quad (5)$$

where a tuple $\mathbf{n}^i = (n_1^i, n_2^i, \dots, n_K^i)$ represents possible measurement configurations for i -th subsystem having K measurement operators and $\mathbf{a}^i \cdot \mathbf{n}^i = \sum_k a_k^i n_k^i$.

III. RESULTS AND DISCUSSION

A. Entanglement verification for ideal case

Let us now characterize the entanglement of given two-qubit states with the marginal OQ method. We first apply our method to an ideal case of arbitrary two-qubit states obtained with a sequential conduction of an one-qubit rotation and a CNOT operation that are assumed to be free from noises. The results obtained in this section will be used as a baseline for discussion of the ones obtained in a Si DQD platform including how noises affect the entanglement of two-qubit states.

As an initial state, we consider the separable two-qubit state of $|00\rangle (= |0\rangle \otimes |0\rangle)$, where $|0\rangle$ denotes one of eigenstates associated with the Pauli spin operator $\hat{\sigma}_z$. In general, a time-sequential conduction of an one-qubit rotation and a two-qubit entangling operation can transform the initial state to an arbitrary two-qubit entangled state. For the rotation gate, here we choose $R_x(\alpha) = \cos(\alpha/2)\mathbb{1} - i\sin(\alpha/2)\hat{\sigma}_x$ (rotating the input state by an angle of α around the x -axis), where $\mathbb{1}$ is an identity operator and $\hat{\sigma}_x$ is the Pauli spin operator, and for two-qubit entangling gate we consider the CNOT operation. Then, the output state can be expressed by

$$|\psi(\alpha)\rangle = \cos \frac{\alpha}{2} |00\rangle - i \sin \frac{\alpha}{2} |11\rangle, \quad (6)$$

where $0 \leq \alpha \leq \pi$ and, when α is $\pi/2$, it becomes one of the Bell-state that is maximally entangled.

Here we employ two Pauli spin operators $\hat{\sigma}_x$ and $\hat{\sigma}_y$ as local measurements, and then, the OQ function for two-qubit systems can be constructed in the form of Equation (5) with $N = 2$. Note that the OQ consists of the selective and sequential measurements in time for local systems as the measurement configuration shown in Figure 1. In consequence, when the OQ method is applied to a composite system involving more than two spatially separated subsystems, the OQ function reveals two different types of nonclassicality; temporal and spatial correlations. The quantum entanglement is the most well-known indicator of the spatial correlation while the temporal correlation is revealed by the quantum superposition of a single subsystem. Since our aim is to characterize the entanglement, we will investigate only the spatial correlation. The OQ formula in Equation (5) contains both correlations, so we shall deploy a marginal OQ function in the following form:

$$\mathcal{W}_m(\mathbf{c}) = \sum_{\mathbf{a}^1, \mathbf{a}^2} \left(\prod_{(j \neq k)=1}^2 \delta_2(c_j - a_j^1 + a_k^2) \right) \times \mathcal{W}(\mathbf{a}^1, \mathbf{a}^2), \quad (7)$$

where $a_j, c_j \in \{0, 1\}$, and $\delta_2(x)$ becomes 1 if x is a multiple of 2 and 0 otherwise. Here the δ_2 function can be evaluated only with components related to the spatial correlation, *i.e.*, quantum entanglement. Then, the marginal OQ function consists of the three terms that correspond to the following measurement configurations (except the case that both subsystems conduct an identity measurement): (i) the subsystem 1 selects the local measurement operator $\hat{\sigma}_x$ and the subsystem 2 selects $\hat{\sigma}_y$, (ii) the opposite of the case (i), and (iii) both subsystems conduct sequential measurements in the order of $\hat{\sigma}_x$ and $\hat{\sigma}_y$. Finally, we compute the following equation to quantify the nonclassicality of a given two-qubit state:

$$\mathcal{N}_m = \frac{1}{2} \sum_{\mathbf{c}} (|\mathcal{W}_m(\mathbf{c})| - \mathcal{W}_m(\mathbf{c})), \quad (8)$$

where the case of $\mathcal{N}_m > 0$ can be used as the indicator of quantum entanglement [18].

Figure 2 shows the entanglement strength (\mathcal{N}_m) that is calculated as a function of α for the two-qubit state in Equation (6). Here, the green (raw) and the blue line indicate the results calculated with the marginal OQ method and the negativity method that is one of the well-known entanglement measures, respectively. It turns out that the OQ-driven maximum of entanglement strength turns out to be 0.25 at $\alpha = \pi/2$ where the output state shown in Equation (6) becomes a Bell state that is maximally entangled. In order to compare with the results obtained by the negativity method, we normalize \mathcal{N}_m with respect to its maximal value (\mathcal{N}_{MAX}), and, as shown with the blue line in Figure 2, the normalized result clearly indicates the our method can characterize the entanglement of the output state quite well when $\pi/6 \leq \alpha \leq 5\pi/6$. For α that is smaller than $\pi/6$ or greater than $5\pi/6$, however, the marginal OQ method is not as good as the negativity method for entanglement detection, and it is because the

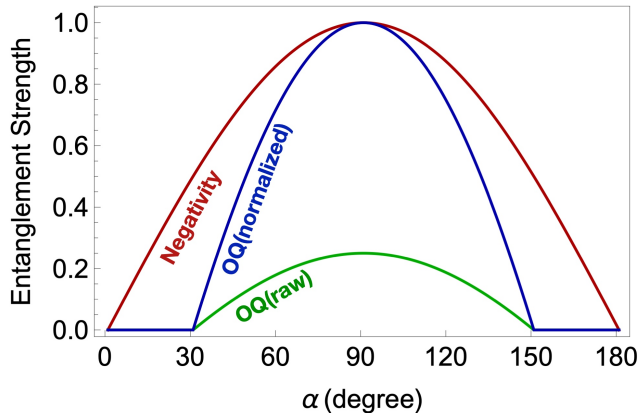


FIG. 2. **Comparison of the entanglement detection for the ideal case.** Entanglement strength is plotted as a function of the one-qubit rotation angle α . The blue (normalized) and green (raw) lines show the results obtained with the marginal OQ method, and the red line indicates the result calculated with the negativity method. The Pauli spin operators $\hat{\sigma}_x$ and $\hat{\sigma}_y$ are used for the marginal OQ function. Both methods place the maximal strength at $\alpha = \pi/2$, where the output state becomes a Bell state and therefore is maximally entangled.

measurement configurations consisting of the two Pauli spin operators ($\hat{\sigma}_x$ and $\hat{\sigma}_y$) are not sufficient enough to extract the negative values of the marginal OQ function for the output state. Although this problem can be completely resolved by employing one more spin operator, $\hat{\sigma}_z$ for example, it can be still fair to keep using only two spin operators in this case, since the result is valid in the range of α where the entanglement becomes significant. In this case, the cost-efficiency that our method has against the negativity method is obvious since the marginal OQ method involves four measurement configurations while the negativity method requires sixteen. Also, our method is advantageous since the marginal OQ function can be constructed only with directly measurable quantities that can be easily implemented in reality. Now we move our focus to the realistic DQD system in the section III B.

B. Entanglement verification for Si DQD system

For entanglement characterization of a more realistic case, we model two-qubit time responses that are generated from a Si DQD structure. Figure 3(a) illustrates a 2D simulation domain that mimics the reported DQD structure [16], which encodes qubits to electron spins that are created with quantum confinement driven by biases imposed on top electrodes. Bias-dependent electron spins, their Zeeman-splitting and exchange energy, and corresponding two-qubit time responses are simulated with our in-house simulation tool that employs a multi-scale modeling approach combining semi-classical

Thomas-Fermi calculations and electronic structure simulations coupled to a simple effective mass theory [23]. To initialize the DQD system to a $|\downarrow\downarrow\rangle$ state by filling the ground down-spin state of the left ($|\downarrow\rangle_L$) and right QD ($|\downarrow\rangle_R$) with a single electron, here we set the left (V_L) and right gate bias (V_R) to 555mV. The middle gate bias (V_M) is set in two ways; 400mV and 407.5mV where $|\downarrow\rangle_L$ and $|\downarrow\rangle_R$ interact with an exchange energy (J) of 76KHz (weak interaction) 18.4MHz (strong interaction) respectively, as shown in Figure 3(b). A spatial distribution of the static magnetic field that is generated by a horseshoe-shaped cobalt micro-magnet in the real case [16], is taken from the numerical result reported by Neumann *et al.* [24], and is utilized as an input of simulations. The resulting Zeeman-splitting energy of the left (E_{ZL}) and right spin (E_{ZR}) turn out to be 18.31GHz and 18.45GHz respectively, and have no remarkable dependency on V_M .

Once the system is initialized to a $|\downarrow\downarrow\rangle$ ($= |\downarrow\rangle_L \otimes |\downarrow\rangle_R$) state, a single-qubit $R_x(\alpha)$ gate and a two-qubit CNOT gate can be implemented by controlling V_M (and so J). When the spin-interaction is weak, two QDs act almost independently and the R_x operation can be achieved by setting the frequency of the AC microwave pulse to either E_{ZL} or E_{ZR} (the phase α is proportional to the duration of the AC pulse (τ)) [21]. In the regime of strong interaction, the single-step CNOT operation can be achieved by employing the right spin as a control qubit [25]. The two-qubit time responses simulated at $V_M = 407.5$ mV and 400mV are presented in Figure 3(c)-(i) and Figure 3(c)-(ii) respectively, revealing that it takes 1.05×10^{-7} seconds (λ) until the first CNOT operation happens in a noise-free condition. The state in Equation (6) then can be obtained in $\tau + \lambda$ seconds upon the system initialization, since we rotate the right spin (at $V_M = 400$ mV) during the first τ seconds and then conduct a CNOT operation (at $V_M = 407.5$ mV) as illustrated in Figure 3(c)-(iii). As discussed in the section III A, the output state becomes maximally entangled when $\alpha = \pi/2$ that is achieved at $\tau = 4.99 \times 10^{-8}$ seconds in our simulations. In reality, semiconducting devices cannot be free from charge noise [26], and its simplest model can be incorporated into simulations by introducing unintended fluctuation of exchange interaction [25]. To figure out how charge noise affects the quantum logic operation shown in Figure 3(c)-(iii), we change J (the noise-free values: 76KHz at $V_M = 400$ mV and 18.4MHz at $V_M = 407.5$ mV) to $J \times (1 + \delta J)$ ($0 \leq \delta J \leq 1$), and calculate the fidelity of the entire two-qubit circuit and the corresponding output state at $\tau = 4.99 \times 10^{-8}$ seconds. Figure 3(d) and (e) show the results as a function of δJ , and indicate that both of the unitary and state fidelity start to drop rapidly when the variation becomes larger than 5% of their noise-free values ($\delta J > 0.05$).

Let us now discuss the entanglement characteristic of quantum states that are generated from the Si DQD system. Similarly to the ideal case discussed in the section III A, we employ the marginal OQ method with the two Pauli operators $\hat{\sigma}_x$ and $\hat{\sigma}_y$ to examine the entanglement

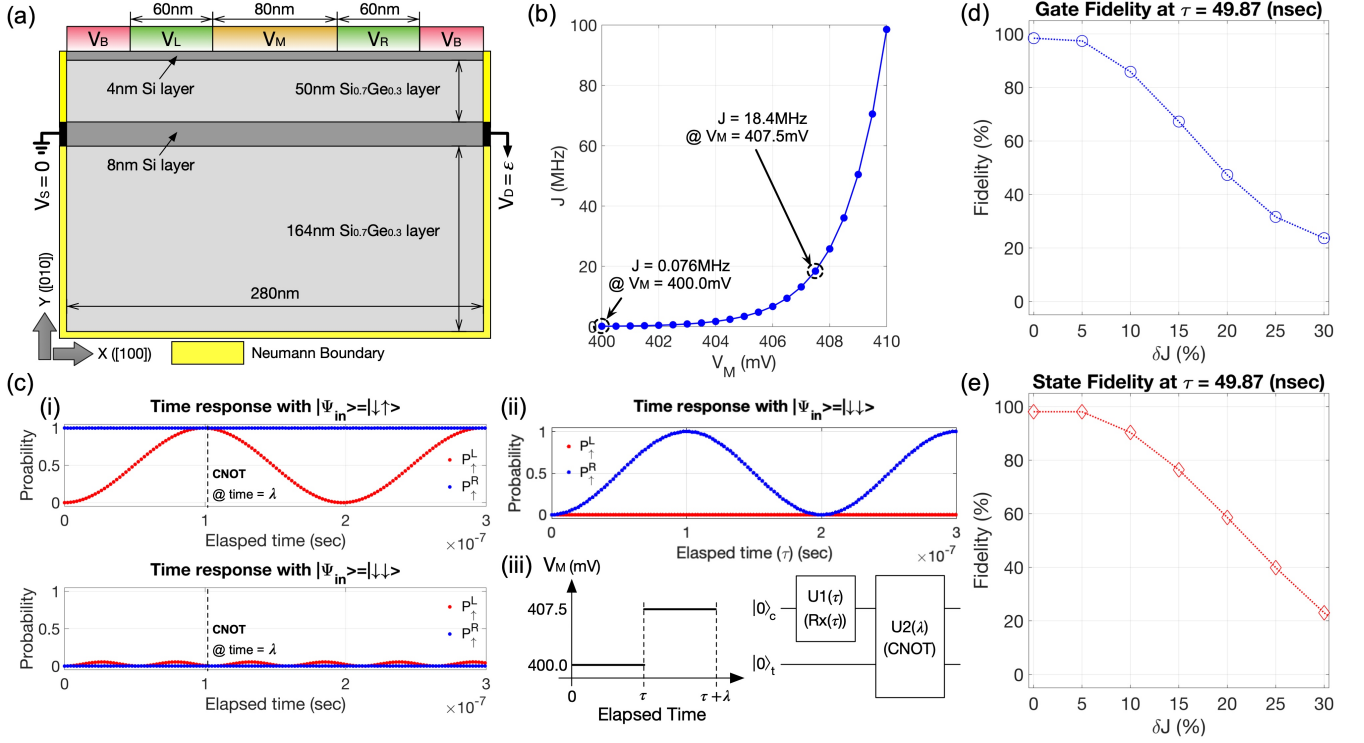


FIG. 3. Simulations of the Si DQD structure. (a) A 2D simulation domain that is used for our simulations. The real DQD structure [16] is quite long along the Z([001])-direction, so it is described in a 2D manner with a periodic boundary condition along the Z-direction. A bias of 200mV is imposed on the barrier gate (V_B), where the source is grounded (V_S) and δ is set to 0.1mV as the drain bias (V_D) is normally extremely small. A temperature of 1.5K is assumed. (b) J given as a function V_M when $V_R = V_L = 555$ mV. In our case, $J \sim 76$ KHz and 18.4MHz when $V_M = 400$ mV and 407.5mV, respectively. (c) (i) Two-qubit time response in the regime of strong interaction ($V_M = 407.5$ mV) indicates that the fastest CNOT operation can be achieved in $\sim 1.05 \times 10^{-7}$ (λ) seconds upon the system initialization. (ii) When the interaction of two QDs is weak ($V_M = 400$ mV), we can make only the right spin oscillate by setting the frequency of AC pulse equal to the Zeeman-splitting energy of the right spin. Note that of the label P_{\uparrow}^L (P_{\uparrow}^R) indicate the probability that the up-spin state in the left(right) QD is occupied. (iii) A conceptual illustration for time-dependent control of V_M and resulting two-qubit unitary that represents the problem described in the section III A. (d, e) The fidelity of the two-qubit unitary and the corresponding output state at $\tau = 4.99 \times 10^{-8}$ seconds (the time spot when the output state is maximally entangled) are shown as a function of δJ , which represents the unintentional variation of J with respect to its noise-free value.

of time-dependent output states generated by sequential application of a $R_x(\alpha)$ and a CNOT operation. The noise-driven characteristic of quantum entanglement is investigated by changing the noise-free exchange interaction J to $J \times (1 + \delta J)$ as we treated to simulate the fidelity shown in Figure 3(c) and Figure 3(d).

In Figure 4(a), we show the results of the noise-free case ($\delta J = 0$) as a function of the time τ that is the duration of the AC microwave pulse applied to conduct a $R_x(\alpha)$ rotation and is proportional to the rotation angle α as described in Figure 4(b). The blue (normalized) and green (raw) lines indicate the entanglement strength calculated with the marginal OQ method, and the red line is the one obtained with the negativity method. Here, the pattern in entanglement strength is generally quite similar to that of the ideal case (Figure 2), and, in particular, the maximal strength in this case becomes 0.2348 (green line) at $\tau = 4.99 \times 10^{-8}$ seconds similarly to the ideal case

(0.25 at $\alpha = \pi/2$). There also exist the intervals of τ where the entanglement is not precisely characterized with our method. As discussed in the section III A, this is because we employed only two operators ($\hat{\sigma}_x$ and $\hat{\sigma}_y$) to construct the marginal OQ function for cost-efficient calculations.

Next, we look into what happens in the entanglement characteristic when the platform suffers from noises, *i.e.*, $\delta J \neq 0$. As Figure 3(d) and 3(e) show, the noise-driven degradation in fidelity is quite severe. However, the noise-driven pattern of entanglement characterization does not necessarily follow that of fidelity, and the output state of the noisy two-qubit operation still has meaningful strength of entanglement. Figure 4(c), which shows the entanglement strength at $\delta J = 10\%$, clearly indicates that the result here (blue points) is not quite different from the noise-free one, and both cases have the maximal strength (0.2348 and 0.2331 at $\delta J = 0$ and 10%, respectively) at $\tau = 4.99 \times 10^{-8}$. As similarly to the noise-

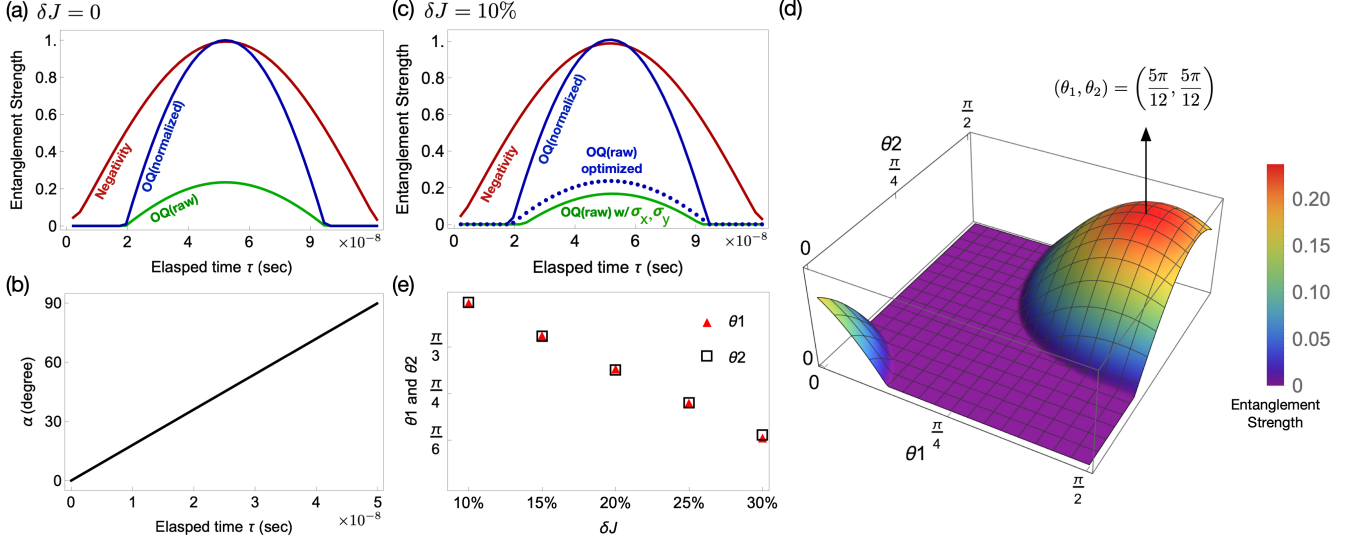


FIG. 4. **Entanglement characterization of quantum states generated from the Si DQD structure.** (a) Noise-free entanglement strength ($\delta J = 0$) that is calculated with our method (green and blue lines) and the negativity method (red line). In both cases, the maximally entangled state is observed at $\tau = 4.99 \times 10^{-8}$ seconds that corresponds a rotation angle (α) of $\pi/2$. (b) The correlation between τ and α . (c) Entanglement strength at $\delta J = 10\%$ that is obtained with our method with an optimized set of measurement operators (blue point). For the purpose of comparison, the result obtained with $\hat{\sigma}_x$ and $\hat{\sigma}_y$ operators are also plotted with a green line. (d) A 3D surface plot showing the optimized set of θ_1 and θ_2 for entanglement characterization when $\delta J = 10\%$. (e) The optimized values of θ_1 and θ_2 are presented as a function of δJ , indicating the precise description of entanglement can be achieved when $\theta_1 = \theta_2$.

free case, the marginal OQ function here also turns out to be fairly precise so the result normalized to \mathcal{N}_{MAX} (blue line) becomes quite similar to the one obtained with the negativity method (red line). However, it should be noted that the Pauli spin operators employed in the noise-free case do not guarantee the precise characterization in noisy conditions, so, if the marginal OQ function is constructed with $\hat{\sigma}_x$ and $\hat{\sigma}_y$, the maximal entanglement strength at $\delta J = 10\%$ becomes 0.1669 as the green line in Figure 4(c) indicates. Due to the degradation in fidelity, the output state at $\tau = 4.99 \times 10^{-8}$ in noisy conditions is not “numerically” identical to that of the noise-free case, so the marginal OQ method coupled to the operators $\hat{\sigma}_x$ and $\hat{\sigma}_y$ does not guarantee precise description of the entanglement strength. In consequence, the general rule in noisy conditions is to find out a set of new operators with which the two-qubit states can be fairly characterized.

To get the operators that are appropriate for description of noisy states, we consider two variables defined by $\hat{\sigma}_1(\theta_1) = \cos(\theta_1)\hat{\sigma}_x - \sin(\theta_1)\hat{\sigma}_y$ and $\hat{\sigma}_2(\theta_2) = \sin(\theta_2)\hat{\sigma}_x + \cos(\theta_2)\hat{\sigma}_y$ ($0 \leq \theta_{1,2} \leq \pi/2$), and numerically determine (θ_1, θ_2) that maximizes the entanglement strength of the output state at $\tau = 4.99 \times 10^{-8}$ seconds. When $\delta J = 10\%$, in particular, both θ_1 and θ_2 are determined as $\sim 5\pi/12$ as shown in Figure 4(d). We note that, for all the δJ values considered in this work, the entanglement is well characterized with the marginal OQ method when $\theta_1 = \theta_2$, as indicated by Figure 4(e) where the numerically obtained values of θ_1 and θ_2 are shown as a function of δJ

(corresponding measurement operators are presented in Appendix A). By incorporating these new operators into the marginal OQ method, we calculate the entanglement strength of two-qubit states increasing δJ up to 30% with a 5% step, and show the results in Figure 5(a)-(d). Here we find a general pattern that the maximal entanglement strength at $\tau = 4.99 \times 10^{-8}$ slightly reduces as the DQD platform experiences stronger charge noise (being represented with larger δJ), so its raw magnitude (green line) reads 0.2252 at $\delta J = 15\%$ but becomes 0.2109 and 0.1757 when δJ is increased to 20% and 30%, respectively. Our method still retain the accuracy when $\delta J \leq 20\%$. At δJ larger than 20%, however, the OQ starts to underestimate the entanglement strength so, when $\delta J = 30\%$, the normalized result (blue line) becomes $\sim 20\%$ smaller in magnitude than the values calculated with the negativity method (red line).

At this point, it should be noted that the noise-driven variation in entanglement strength here delivers an important message. As shown in Figure 3(d) and 3(e), the gate and state fidelity are sensitive to charge noises, and are sharply reduced as δJ increases. But Figure 5 clearly shows that the noise-driven (*i.e.*, δJ -carried) variation in entanglement strength of the two-qubit state is generally much weaker than what the fidelity shows, so, at $\delta J = 30\%$, the state fidelity drops to $\sim 20\%$ while a significant portion ($> 70\%$) of the entanglement resource is still retained. Additionally, in spite of the underestimation that is observed when the noise is too strong, the results we

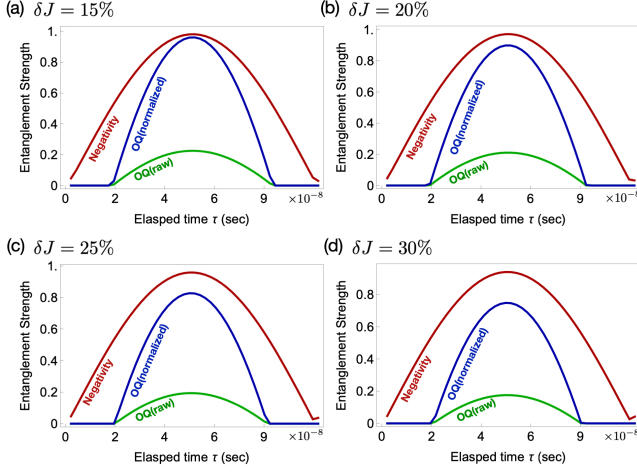


FIG. 5. **Variation in the entanglement strength of the two-qubit output state with increasing δJ .** As the Si DQD system suffers from stronger charge noise, the maximal entanglement strength of the output state at $\alpha = \pi/2$ keep reducing, so it becomes 0.2252, 0.2109 and 0.1757 when δJ is increased to 15%, 20% and 30%, respectively (the nose-free case reads 0.2348). The reduction in entanglement strength, however, turns out to be much weaker than the case of fidelity that is shown in Figure 3(d) (gating) and 3(e) (state).

present can be still fairly solid enough to claim the utility of the marginal OQ method as a cost-efficient indicator of entanglement strength, where the cost-efficiency of our method against the negativity method will sharply increase as the size (in qubits) of targeted quantum states increases.

IV. REMARKS

We characterize the entanglement of two quantum bits (qubits) states that are generated in a silicon (Si) double quantum dot (DQD) platform. For arbitrary states that are produced through the sequential conduction of a single qubit rotation and a controlled-NOT operation, we employ the marginal operational quasiprobability (OQ) method to directly quantify their entanglement resource. Here we show that the marginal OQ function, which can be constructed solely with directly measurable operators, can serve as a fairly solid indicator of quantum entanglement if a given state is contaminated too much with noises, since it characterizes the entanglement strength with reasonable accuracy and lower computing cost compared to the well-known negativity method that involves the full state tomography process. We also rigorously investigate how two-qubit states in a Si DQD system are affected by charge noises that are omnipresent in semiconductor devices. While we see that the noise drives huge degradation in fidelity, its effect on the entangle-

ment resource turns out to be much weaker so more than 70% of resource can be retained for maximally entangled two-qubit states even in a strongly noisy condition where the state fidelity drops to around 20%.

ACKNOWLEDGMENTS

This work has been carried out under the support of the National Research Foundation of Korea (NRF) grant (NRF-2020M3E4A1079792).

Appendix A: Rotating measurement operators

We here present the optimized measurement operators in detail. For $\delta J = 0.10$, the two operators read

$$\begin{pmatrix} 0 & 0.2669 + 0.9637i \\ 0.2669 - 0.9637i & 0 \end{pmatrix},$$

$$\begin{pmatrix} 0 & 0.9618 - 0.2737i \\ 0.9618 + 0.2737i & 0 \end{pmatrix}.$$

For $\delta J = 0.15$,

$$\begin{pmatrix} 0 & 0.4386 + 0.8987i \\ 0.4386 - 0.8987i & 0 \end{pmatrix},$$

$$\begin{pmatrix} 0 & 0.8930 - 0.4501i \\ 0.8930 + 0.4501i & 0 \end{pmatrix}.$$

For $\delta J = 0.20$,

$$\begin{pmatrix} 0 & 0.5983 + 0.8012i \\ 0.5983 - 0.8012i & 0 \end{pmatrix},$$

$$\begin{pmatrix} 0 & 0.7926 - 0.6098i \\ 0.7926 + 0.6098i & 0 \end{pmatrix}.$$

For $\delta J = 0.25$,

$$\begin{pmatrix} 0 & 0.7398 + 0.6729i \\ 0.7398 - 0.6729i & 0 \end{pmatrix},$$

$$\begin{pmatrix} 0 & 0.6667 - 0.7453i \\ 0.6667 + 0.7453i & 0 \end{pmatrix}.$$

For $\delta J = 0.30$,

$$\begin{pmatrix} 0 & 0.8563 + 0.5163i \\ 0.8563 - 0.5163i & 0 \end{pmatrix},$$

$$\begin{pmatrix} 0 & 0.5219 - 0.8530i \\ 0.5219 + 0.8530i & 0 \end{pmatrix}.$$

- [1] R. Horodecki, P. Horodecki, M. Horodecki, and K. Horodecki, Quantum entanglement, *Rev. Mod. Phys.* **81**, 865 (2009).
- [2] N. Brunner, D. Cavalcanti, S. Pironio, V. Scarani, and S. Wehner, Bell nonlocality, *Rev. Mod. Phys.* **86**, 419 (2014).
- [3] C. H. Bennett, G. Brassard, C. Crépeau, R. Jozsa, A. Peres, and W. K. Wootters, Teleporting an unknown quantum state via dual classical and Einstein-Podolsky-Rosen channels, *Physical Review Letters* **70**, 1895 (1993).
- [4] P. Shor, Algorithms for quantum computation: discrete logarithms and factoring, in *Proceedings of the IEEE FOCS* (1994) pp. 124–134.
- [5] C. Lee, B. Lawrie, R. Pooser, K.-G. Lee, C. Rokstuhel, and M. Tame, Quantum plasmonic sensors, *Chemical Reviews* **121**, 4743 (2021), pMID: 33787252, <https://doi.org/10.1021/acs.chemrev.0c01028>.
- [6] F. Arute, K. Arya, R. Babbush, D. Bacon, J. C. Bardin, R. Barends, R. Biswas, S. Boixo, F. G. S. L. Brandao, D. A. Buell, B. Burkett, Y. Chen, Z. Chen, B. Chiaro, R. Collins, W. Courtney, A. Dunsworth, E. Farhi, B. Foxen, A. Fowler, C. Gidney, M. Giustina, R. Graff, K. Guerin, S. Habegger, M. P. Harrigan, M. J. Hartmann, A. Ho, M. Hoffmann, T. Huang, T. S. Humble, S. V. Isakov, E. Jeffrey, Z. Jiang, D. Kafri, K. Kechedzhi, J. Kelly, P. V. Klimov, S. Knysh, A. Korotkov, F. Kostritsa, D. Landhuis, M. Lindmark, E. Lucero, D. Lyakh, S. Mandrà, J. R. McClean, M. McEwen, A. Megrant, X. Mi, K. Michielsen, M. Mohseni, J. Mutus, O. Naaman, M. Neeley, C. Neill, M. Y. Niu, E. Ostby, A. Petukhov, J. C. Platt, C. Quintana, E. G. Rieffel, P. Roushan, N. C. Rubin, D. Sank, K. J. Satzinger, V. Smelyanskiy, K. J. Sung, M. D. Trevithick, A. Vainsencher, B. Villalonga, T. White, Z. J. Yao, P. Yeh, A. Zalcman, H. Neven, and J. M. Martinis, Quantum supremacy using a programmable superconducting processor, *Nature* **574**, 505 (2019).
- [7] G. J. Mooney, C. D. Hill, and L. C. L. Hollenberg, Entanglement in a 20-qubit superconducting quantum computer, *Scientific Reports* **9**, 13465 (2019).
- [8] I. Pogorelov, T. Feldker, C. D. Marciniak, L. Postler, G. Jacob, O. Kriegelsteiner, V. Podlesnic, M. Meth, V. Negnevitsky, M. Stadler, B. Höfer, C. Wächter, K. Lakhmanskiy, R. Blatt, P. Schindler, and T. Monz, Compact ion-trap quantum computing demonstrator, *PRX Quantum* **2**, 020343 (2021).
- [9] S. Debnath, N. M. Linke, C. Figgatt, K. A. Landsman, K. Wright, and C. Monroe, Demonstration of a small programmable quantum computer with atomic qubits, *Nature* **536**, 63 (2016).
- [10] K. Wright, K. M. Beck, S. Debnath, J. M. Amini, Y. Nam, N. Grzesiak, J. S. Chen, N. C. Pisenti, M. Chmielewski, C. Collins, K. M. Hudek, J. Mizrahi, J. D. Wong-Campos, S. Allen, J. Apisdorf, P. Solomon, M. Williams, A. M. Ducore, A. Blinov, S. M. Kreike-meier, V. Chaplin, M. Keesan, C. Monroe, and J. Kim, Benchmarking an 11-qubit quantum computer, *Nature Communications* **10**, 5464 (2019).
- [11] T. F. Watson, S. G. J. Philips, E. Kawakami, D. R. Ward, P. Scarlino, M. Veldhorst, D. E. Savage, M. G. Lagally, M. Friesen, S. N. Coppersmith, M. A. Eriksson, and L. M. K. Vandersypen, A programmable two-qubit quantum processor in silicon, *Nature* **555**, 633 (2018).
- [12] M. Steger, K. Saeedi, M. L. W. Thewalt, J. J. L. Morton, H. Riemann, N. V. Abrosimov, P. Becker, and H.-J. Pohl, Quantum information storage for over 180 s using donor spins in a 28Si “semiconductor vacuum”, *Science* **336**, 1280 (2012).
- [13] A. M. Tyryshkin, S. Tojo, J. J. L. Morton, H. Riemann, N. V. Abrosimov, P. Becker, H.-J. Pohl, T. Schenkel, M. L. W. Thewalt, K. M. Itoh, and S. A. Lyon, Electron spin coherence exceeding seconds in high-purity silicon, *Nature Materials* **11**, 143 (2012).
- [14] M. Veldhorst, J. C. C. Hwang, C. H. Yang, A. W. Leenstra, B. de Ronde, J. P. Dehollain, J. T. Muhonen, F. E. Hudson, K. M. Itoh, A. Morello, and A. S. Dzurak, An addressable quantum dot qubit with fault-tolerant control-fidelity, *Nature Nanotechnology* **9**, 981 (2014).
- [15] M. Veldhorst, C. H. Yang, J. C. C. Hwang, W. Huang, J. P. Dehollain, J. T. Muhonen, S. Simmons, A. Laucht, F. E. Hudson, K. M. Itoh, A. Morello, and A. S. Dzurak, A two-qubit logic gate in silicon, *Nature* **526**, 410 (2015).
- [16] D. M. Zajac, A. J. Sigillito, M. Russ, F. Borjans, J. M. Taylor, G. Burkard, and J. R. Petta, Resonantly driven cnot gate for electron spins, *Science* **359**, 439 (2018).
- [17] O. Gühne and G. Tóth, Entanglement detection, *Physics Reports* **474**, 1 (2009).
- [18] J. Ryu, J. Lim, S. Hong, and J. Lee, Operational quasiprobabilities for qudits, *Phys. Rev. A* **88**, 052123 (2013).
- [19] J. Jae, J. Ryu, and J. Lee, Operational quasiprobabilities for continuous variables, *Phys. Rev. A* **96**, 042121 (2017).
- [20] J. Ryu, S. Hong, J.-S. Lee, K. H. Seol, J. Jae, J. Lim, J. Lee, K.-G. Lee, and J. Lee, Optical experiment to test negative probability in context of quantum-measurement selection, *Scientific Reports* **9**, 19021 (2019).
- [21] J.-H. Kang, J. Ryu, and H. Ryu, Exploring the behaviors of electrode-driven Si quantum dot systems: from charge control to qubit operations, *Nanoscale* **13**, 332 (2021).
- [22] H. Ryu and J.-H. Kang, Devalitizing noise-driven instability of entangling logic in silicon devices with bias controls, arXiv:2202.04281v3
- [23] J. Wang, A. Rahman, A. Ghosh, G. Klimeck, and M. Lundstrom, On the validity of the parabolic effective-mass approximation for the I-V calculation of silicon nanowire transistors, *IEEE Transactions on Electron Devices* **52**, 1589 (2005).
- [24] R. Neumann and L. R. Schreiber, Simulation of micro-magnet stray-field dynamics for spin qubit manipulation, *Journal of Applied Physics* **117**, 193903 (2015), <https://doi.org/10.1063/1.4921291>.
- [25] M. Russ, D. M. Zajac, A. J. Sigillito, F. Borjans, J. M. Taylor, J. R. Petta, and G. Burkard, High-fidelity quantum gates in si/sige double quantum dots, *Phys. Rev. B* **97**, 085421 (2018).
- [26] E. Paladino, G. Y. M., F. G., and A. B. L., $1/f$ noise: Implications for solid-state quantum information, *Reviews of Modern Physics* **86**, 361 (2014).