

Correct-By-Construction Design of Adaptive Cruise Control with Control Barrier Functions Under Safety and Regulatory Constraints

Muhammad Waqas¹, Muhammad Ali Murtaza², Pierluigi Nuzzo¹ and Petros Ioannou¹

Abstract—The safety-critical nature of adaptive cruise control (ACC) systems calls for systematic design procedures, e.g., based on formal methods or control barrier functions (CBFs), to provide strong guarantees of safety and performance under all driving conditions. However, existing approaches have mostly focused on fully verified solutions under smooth traffic conditions, with the exception of stop-and-go scenarios. Systematic methods for high-performance ACC design under safety and regulatory constraints like traffic signals are still elusive. A challenge for correct-by-construction approaches based on CBFs stems from the need to capture the constraints imposed by traffic signals, which lead to candidate time-varying CBFs (TV-CBFs) with finite jump discontinuities in bounded time intervals. This paper addresses this challenge by showing how traffic signal constraints can be effectively captured in the form of piecewise continuously differentiable TV-CBFs, from which we can generate switching-based controllers that are guaranteed to be safe and comply with regulatory signals. Simulation results show the effectiveness of the proposed approach.

I. INTRODUCTION

The goal of adaptive cruise control (ACC) [1], [2] is to ensure that the vehicle under control, i.e., the *ego* vehicle, tracks the velocity of the leading vehicle while maintaining a safe distance. The safe distance is usually calculated by using a constant-time headway policy, the headway time being the time the ego vehicle takes to cover the distance between itself and the leading vehicle. ACC systems have been extensively studied over the last decade. Predictive cruise control [3] uses time sequence information from upcoming traffic signals to optimize fuel efficiency for vehicle planning. Similarly, ecological ACC [4] aims to avoid traffic signal violations and collisions while generating optimal reference velocity signals to minimize fuel consumption. These optimization-based approaches, however, tend to lack strong guarantees that the ego vehicle is safe and obeys regulatory constraints. More recently, the safety-critical nature of ACC systems has called for formally verified or correct-by-construction approaches using methods from theorem proving [5], algorithmic control synthesis [6], and control barrier functions (CBFs) [7]–[9] to provide strong guarantees of safety and performance.

State-of-the-art formal verification and correct-by-construction design methods have been successfully applied in the context of highway systems with smooth traffic conditions. Recently, a provably correct ACC design

approach has been proposed to safely handle the occurrence of cut-in vehicles while preserving comfort in a model predictive control (MPC) scheme [10]. However, control synthesis methods that can deal with regulatory constraints like non-smooth traffic signals are still elusive. In this paper, we focus on the synthesis of adaptive cruise controllers under safety and regulatory constraints like traffic signals, a class of systems that we call *regulated ACCs*, using control barrier guarantees.

We model a traffic signal as a function of time, e.g., $s : [0, \infty) \rightarrow \{\text{Green, Yellow, Red}\}$, that exhibits finite jump discontinuities within bounded time intervals. Capturing the traffic signal constraints in the form of CBFs leads to time-varying CBFs (TV-CBFs) with jump discontinuities, which makes it difficult to apply standard CBF-based design methods. In fact, non-smooth barrier functions (NBFs) [11] have been investigated for time-invariant CBFs. In the time-varying case, multiple CBFs can be combined via a pointwise minimum operator [12]. However, applying this method to traffic light signals, for example, would require that the vehicle stop at the stop line of every traffic signal, be it green or red, which is overly conservative for practical scenarios, as shown with examples in Section II. We propose, instead, to *represent traffic signals with jump discontinuities via piecewise m -times continuously differentiable (C^m) TV-CBFs and investigate conditions for the existence of switching-based controllers that render the corresponding safe sets forward-invariant*. Our contributions can be summarized as follows:

- We present a control synthesis method for piecewise m -times continuously differentiable (C^m) TV-CBFs with finite jump discontinuities within bounded time intervals. We prove that the super-level set of such a TV-CBF is forward-invariant under a switching-based controller.
- Based on the method above, we design a correct-by-construction regulated ACC, which receives the traffic lights' time sequence and guarantees it will obey these signals while keeping safe spacing with leading vehicles and limiting the velocity of the ego vehicle to a maximum value set by the driver.

We organize the paper as follows. We provide an overview of CBF-based methods in Section II. We then introduce the piecewise C^m TV-CBFs in Section III and formulate the regulated ACC design problem in Section IV. In Section V, a piecewise C^m TV-CBF is constructed for the regulated-ACC problem. In Section VI, the controller is synthesized from the CBF constraints via quadratic programming. Simulation

¹M. Waqas, P. Nuzzo, and P. Ioannou are with the Viterbi School of Engineering, University of Southern California, 90089, USA. Email: {waqas, nuzzo, ioannou}@usc.edu.

²M. A. Murtaza is with the Electrical and Computer Engineering Department, Georgia Institute of Technology, Atlanta, USA. Email: mamurtaza@gatech.edu.

results and conclusions are presented in Section VII and Section VIII, respectively.

II. PRELIMINARIES

In this section, we provide an overview of control barrier functions (CBFs) and motivate our design problem in this context. In the following, \mathcal{C}^m denotes the class of m -times continuously differentiable functions defined on $D \subset \mathbb{R}^n$. A continuous function $\alpha : [0, a) \rightarrow \mathbb{R}_{\geq 0}$ is a class- \mathcal{K} function when $\alpha(0) = 0$ and α is strictly monotonically increasing. Given $h : \mathbb{R}^n \rightarrow \mathbb{R}$ and $f : \mathbb{R}^n \rightarrow \mathbb{R}^n$, the Lie derivative of $h(\mathbf{x})$ with respect to $f(\mathbf{x})$ is defined as $L_f h(\mathbf{x}) = \frac{dh(\mathbf{x})}{d\mathbf{x}} f(\mathbf{x})$. Given $h : [0, \infty) \times \mathbb{R}^n \rightarrow \mathbb{R}$, the Lie derivative is defined as $L_f h(t, \mathbf{x}) = \frac{\partial h(t, \mathbf{x})}{\partial \mathbf{x}} f(\mathbf{x})$. Finally, a function $f : D \rightarrow \mathbb{R}^n$ is said to be locally Lipschitz on its domain D if $\forall x \in D, \exists$ a neighbourhood $D_0 \subseteq D$ such that $\forall x, y \in D_0, \exists L$ such that $\|f(x) - f(y)\| \leq L \|x - y\|$.

We start by considering the following control-affine system:

$$\dot{\mathbf{x}} = f(\mathbf{x}) + g(\mathbf{x})u, \quad (1)$$

where $\mathbf{x} \in \mathbb{R}^n$ is the state, $u \in \mathcal{U} \subseteq \mathbb{R}^q$ is the control input, \mathcal{U} being the set of allowed inputs, and $f : \mathbb{R}^n \rightarrow \mathbb{R}^n$ and $g : \mathbb{R}^n \rightarrow \mathbb{R}^q$ are locally Lipschitz functions. We would like to design a controller that guarantees the safety of system (1), where the safe set C is defined as the superlevel set of a continuously differentiable function $h(\mathbf{x}) : D \rightarrow \mathbb{R}$. We define C , its boundary ∂C , and its interior $\text{Int}(C)$ as follows:

$$\begin{aligned} C &= \{\mathbf{x} \in \mathbb{R}^n : h(\mathbf{x}) \geq 0\}, \\ \partial C &= \{\mathbf{x} \in \mathbb{R}^n : h(\mathbf{x}) = 0\}, \\ \text{Int}C &= \{\mathbf{x} \in \mathbb{R}^n : h(\mathbf{x}) > 0\}. \end{aligned}$$

Then, if $h(\mathbf{x})$ is a CBF, such a controller is guaranteed to exist. To formally state this result, we recall the notions of forward-invariant set and CBF.

Definition 1 (Forward-Invariant Set [13]). C is said to be forward-invariant for system (1) when, $\forall \mathbf{x}(t_0) \in C, \exists u = k(\mathbf{x})$ such that $\mathbf{x}(t) \in C$ for all $t \geq t_0$. In other words, if the system state is initially in C , then there exists a controller that ensures that the system always stays in C .

Definition 2 (Control Barrier Function [13]). Let $h(\mathbf{x}) : D \rightarrow \mathbb{R}$ be a continuously differentiable function and C be the corresponding superlevel set. Furthermore, let $\frac{dh}{d\mathbf{x}} \neq 0 \forall \mathbf{x} \in \partial C$. If there exists a class- \mathcal{K} function α such that, for the system in (1), $\forall \mathbf{x} \in D$, the following holds

$$\sup_{u \in \mathcal{U}} [L_f h(\mathbf{x}) + L_g h(\mathbf{x})u] \geq -\alpha(h(\mathbf{x})),$$

then $h(\mathbf{x})$ is called a control barrier function.

We can then state the main result of this section, characterizing the set of safe inputs which make system 1 safe with respect to the superlevel set C of a CBF $h(\mathbf{x})$.

Definition 3 (Set of Safe Inputs [13]). The set of safe inputs that renders the superlevel set C of $h(\mathbf{x})$ forward-invariant for system 1 is given by $\mathcal{U}_h(\mathbf{x}) = \{u \in \mathcal{U} : L_f h(\mathbf{x}) +$

$L_g h(\mathbf{x})u + \alpha(h(\mathbf{x})) \geq 0\}$. Any Lipschitz continuous control law of the form $u = k(\mathbf{x}) \in \mathcal{U}_h$ will render the system safe.

A. Time-Varying Control Barrier Functions

The result in Definition 3 relates to a time-invariant CBFs. A similar result can, however, be stated for time-varying CBFs [14]. We first recall the notion of relative degree of a CBF, since higher-order CBFs are often required to express many constraints in motion planning.

Definition 4 (Relative Degree [13], [14]). A time-invariant CBF $h(\mathbf{x})$ has relative degree r when $L_g L_f^{r-1} h(\mathbf{x}) \neq 0$ and $L_g L_f^i h(\mathbf{x}) = 0$ for $i = 0, 1, 2, \dots, r-2$. A time-varying CBF has relative degree r when $L_g L_f^{r-1} h(t, \mathbf{x}) \neq 0$ and $L_g L_f^i h(t, \mathbf{x}) = 0$ for $i = 0, 1, 2, \dots, r-2$.

If $h(t, \mathbf{x})$ is a time-varying higher-order CBF (HOCBF) [14] in \mathcal{C}^m , i.e., a CBF with relative degree $m > 1$, then there exist safe controllers that guarantee the forward-invariance of a time-varying set $C(t)$ defined as follows.

Definition 5 (Time-Varying Higher Order CBF [14]). Let $h(t, \mathbf{x}) : \Gamma \times \mathcal{D} \rightarrow \mathbb{R}$ be an m -times continuously differentiable function and let $\beta_i(t, \mathbf{x}), \forall i \in \{0, 1, 2, \dots, m\}$, be defined as follows:

$$\begin{aligned} \beta_0(t, \mathbf{x}) &:= h(t, \mathbf{x}), \\ \beta_1(t, \mathbf{x}) &:= \dot{\beta}_0(\mathbf{x}, t) + \alpha_1(\beta_0(t, \mathbf{x})), \\ &\vdots \end{aligned} \quad (2)$$

$$\beta_m(t, \mathbf{x}) := \dot{\beta}_{m-1}(t, \mathbf{x}) + \alpha_m(\beta_{m-1}(t, \mathbf{x})),$$

where $\Gamma \in \{(t_0, t_1), [t_0, t_1], [t_0, t_1], (t_0, t_1)\}$ and the α_i are class- \mathcal{K} functions. We define the super-level sets $C_i(t) = \{\mathbf{x} \in \mathbb{R}^n : \beta_{i-1}(t, \mathbf{x}) \geq 0\}$, for $i = \{1, 2, 3, \dots, m\}$.

The function $h(t, \mathbf{x})$ is called time-varying HOCBF if there exist m continuously differentiable class- \mathcal{K} functions $\alpha_1, \alpha_2, \dots, \alpha_m$ such that the following holds:

$$\begin{aligned} L_f^m h(\mathbf{x}, t) + L_g L_f^{m-1} h(\mathbf{x}, t)u + \frac{\partial^m h(\mathbf{x}, t)}{\partial t^m} \\ + O(h(\mathbf{x}, t)) + \alpha_m(\beta_{m-1}(\mathbf{x}, t)) \geq 0, \end{aligned} \quad (3)$$

where $O(\cdot)$ denotes the remaining Lie derivatives in the direction of f and the partial derivatives from degree 1 to degree $m-1$. Furthermore, any $u \in \mathcal{U}$ that satisfies (3) renders the set $C(t) = \bigcap_{1 \leq i \leq m} C_i(t)$ forward-invariant for system (1).

In other words, if a TV-CBF $h(t, \mathbf{x}) \in \mathcal{C}^m$ with $m \geq 1$, then any controller that satisfies (3) is safe with respect to $C(t)$. However, in many robotic and vehicular planning applications, the safety set of a system varies with time in a discontinuous manner. Such safety sets could naturally be represented in terms of piecewise \mathcal{C}^m CBFs. However, in the presence of discontinuities, the above results from HOCBFs cannot be directly used. To be able to use the properties of the TV-CBFs in Definition 5, we may try to design a \mathcal{C}^m TV-CBF that can capture a smooth approximation of $C(t)$. However, this can lead to overly conservative designs, as further elaborated using the following example.

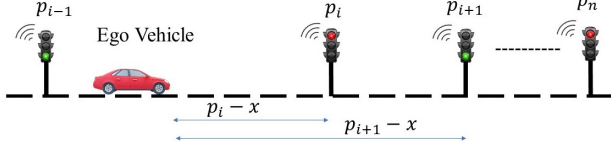


Fig. 1: Ego vehicle approaching the i^{th} traffic signal at p_i .

B. Incorporating Traffic Rules Within CBFs

Let us consider a vehicle with simple dynamics $\dot{x} = u$, where $x \in \mathbb{R}$ and $u \in \mathbb{R}_{\geq 0}$ denote the position of the vehicle and its velocity, respectively. Let $\mathbf{x} = [x \ v]^T$ be the state of the system. Let there be n traffic signals, each at position p_i , $i \in \{1, \dots, n\}$. The current state of the i^{th} traffic signal is denoted by $s_i \in \{\text{Green}, \text{Yellow}, \text{Red}\}$ and its time sequence is given by $(g_{i1}, y_{i1}, r_{i1}, g_{i2}, y_{i2}, r_{i2}, g_{i3}, y_{i3}, r_{i3}, \dots)$. In this sequence, g_{i1} denotes the time at which the signal turns Green for the first time and, similarly, g_{ij} , y_{ij} , and r_{ij} denote the j^{th} occurrence of a transition of the i^{th} signal to Green, Yellow, and Red, respectively.

Let the vehicle approach a traffic signal at p_i and suppose that $p_{i-1} < x \leq p_i$ holds, as shown in Fig. 1. The vehicle should not go beyond the stop line at p_i when the i^{th} traffic signal is red. When the i^{th} traffic signal is green or yellow, then the vehicle can cross p_i . Therefore, when the ego vehicle is between p_{i-1} and p_i , the safe set can be expressed as

$$\mathfrak{C}(t) = \begin{cases} \mathbf{x} \in \mathbb{R}^2 : p_{i+1} - x \geq 0 & \text{if } s_i \neq \text{Red}, \\ \mathbf{x} \in \mathbb{R}^2 : p_i - x \geq 0 & \text{if } s_i = \text{Red}, \end{cases} \quad (4)$$

suggesting the following candidate CBF

$$h_i(t, \mathbf{x}) = \begin{cases} p_{i+1} - x & g_{ij} \leq t < r_{ij}, j \geq 1, \\ p_i - x & r_{ij} \leq t < g_{i,j+1}, j \geq 1. \end{cases} \quad (5)$$

This candidate TV-CBF is piecewise \mathcal{C}^1 in time and it has jump discontinuities at $t = r_{ij}$ and $t = g_{ij}$ for all $j \geq 1$. Let $\Gamma_{ij} = [g_{ij}, g_{i,j+1})$ be the j^{th} cycle of the i^{th} traffic signal. Let $h_{ig}(\mathbf{x}) = p_{i+1} - x$ be the CBF and $\mathfrak{C}_{ig} = \{\mathbf{x} \in \mathbb{R}^2 : p_{i+1} - x \geq 0\}$ be the safe set when $s_i \neq \text{Red}$. Let $h_{ir}(\mathbf{x}) = p_i - x$ be the CBF and $\mathfrak{C}_{ir} = \{\mathbf{x} \in \mathbb{R}^2 : p_i - x \geq 0\}$ be the safe set when $s_i = \text{Red}$. A sufficient condition to ensure safety over Γ_{ij} is to require that the minimum of the two safe sets be forward-invariant, which can be achieved by selecting the pointwise minimum between h_{ig} and h_{ir} . By considering that $\mathfrak{C}_{ir} \subset \mathfrak{C}_{ig}$ and by taking a smooth under-approximation of the pointwise minimum [12] over all cycles, $\forall t \in \Gamma_{ij}$, $\forall j \geq 1$, we obtain:

$$-\ln \left(\sum_{j=1, t \in \Gamma_{ij}}^{\infty} \exp(-h_i(t, \mathbf{x})) \right) \leq \min_{j \geq 1, t \in \Gamma_{ij}} h_i(t, \mathbf{x}) \quad (6)$$

$$\leq p_i - x$$

However, (6) leads to a very conservative design, as it requires that the vehicle stop at the stop line of the upcoming traffic signal, be it Red, Green or Yellow. In the following,

we propose a novel method to overcome this issue by directly dealing with piecewise \mathcal{C}^m TV-CBFs with finite jump discontinuities in bounded time intervals.

III. PIECEWISE \mathcal{C}^m CONTROL BARRIER FUNCTIONS

We first introduce the notion of piecewise \mathcal{C}^m TV-CBF with finite jump discontinuities in any bounded time interval.

Definition 6 (Piecewise \mathcal{C}^m Time-Varying CBF). Let \mathcal{N} be a finite or infinite set of time indices and let $h(t, \mathbf{x}) : [0, \infty) \times \mathcal{D} \rightarrow \mathbb{R}$ be a piecewise \mathcal{C}^m function defined on non-overlapping intervals of the form $\Gamma_i = [t_{i-1}, t_i)$ such that

$$\begin{aligned} \forall t \in \Gamma_i, \forall i \in \mathcal{N}; \\ h(t, \mathbf{x}) = h_i(t, \mathbf{x}), C(t) = C_i(t) \\ C_i(t_i^-) \subseteq C_{i+1}(t_i), \forall i \in \mathcal{N}; \end{aligned} \quad (7)$$

If $\forall i \in \mathcal{N}$ $h_i(t, \mathbf{x})$ is an HOCBF of relative degree m with corresponding superlevel set $C_i(t) = \bigcap_{1 \leq j \leq m} C_{ij}(t)$, then $h(t, \mathbf{x})$ is said to be a valid piecewise \mathcal{C}^m TV-CBF.

In Definition 6, $h(t, \mathbf{x})$ has jump discontinuities at $t = t_1, t_2, t_3, \dots, t_N$. We assumed that $\Gamma_i = [t_{i-1}, t_i)$. However, in general, it is sufficient to require that $\Gamma_i \in \{[t_{i-1}, t_i), [t_{i-1}, t_i], (t_{i-1}, t_i), (t_{i-1}, t_i]\}$, $\bigcup_{i \in \mathcal{N}} \Gamma_i = [0, \infty)$ and $\Gamma_i \cap \Gamma_j = \emptyset$, if $i \neq j$. $C(t)$ denotes the superlevel set of the piecewise \mathcal{C}^m TV-CBF in (7). Our goal is to design a controller that renders the safe set $C(t)$ forward-invariant. The following theorem describes such controller.

Theorem 1. Let $h(t, \mathbf{x})$ be a valid piecewise \mathcal{C}^m TV-CBF as in Definition 6. If at $t_0 = 0$, $x(0) \in C_1(0)$, then the following controller will render $C(t)$ forward-invariant:

$$u(t) = u_i(t) \in K_{h,i}(t) \quad \forall t \in \Gamma_i, i \in \mathcal{N}, \quad (8)$$

where $K_{h,i}(t)$ denotes the set of safe inputs that renders $C_i(t)$ forward-invariant and is given by

$$\begin{aligned} K_{h,i}(t) = \{u \in \mathcal{U} : L_f^m h_i(\mathbf{x}, t) + L_g L_f^{m-1} h_i(t, \mathbf{x}) u \\ + \frac{\partial^m h_i(t, \mathbf{x})}{\partial t^m} + O(h_i(t, \mathbf{x})) \\ + \alpha_m (\beta_{i,m-1}(\mathbf{x}, t)) \geq 0\}. \end{aligned}$$

Proof. We proceed by induction. Consider the base case when $x(0) \in C_1(0)$. As $h_1(t, \mathbf{x})$ is an HOCBF, there exists a controller $u_1(t)$ that renders the set $C_1(t)$ forward-invariant in the interval Γ_1 . Therefore, we have $x(t_1^-) \in C_1(t_1^-)$. As $C_1(t_1^-) \subseteq C_2(t_1)$, we conclude that $x(t_1^-) \in C_2(t_1)$.

For the induction step, without loss of generality, we can assume that $\Gamma_i = [t_{i-1}, t_i)$. We need to prove that, if $x(t_{i-1}) \in C_i(t_{i-1})$ and $u_i(t)$ is applied for $t_{i-1} \leq t < t_i$, then $x(t_i) \in C_{i+1}(t_i)$ holds. As $h_i(t, \mathbf{x})$ is an HOCBF, there exists a controller $u_i(t) \in K_{h,i}$ for all t such that $t_{i-1} \leq t < t_i$. This implies that $x(t_i^-) = \lim_{t \rightarrow t_i^-} x(t) \in C_i(t_i^-)$. Moreover, $\forall i \in \mathcal{N}$, $C_i(t_i^-) \subseteq C_{i+1}(t_i)$ holds. Therefore, we conclude that $x(t_i) \in C_{i+1}(t_i)$. \square

Definition 6 requires that $C_i(t_i^-) \subseteq C_{i+1}(t_i)$ holds $\forall i \in \mathcal{N}$. The following theorem gives a sufficient condition for this to happen.

Theorem 2. Let $h_i(t, \mathbf{x})$ and $h_{i+1}(t, \mathbf{x})$ be two HOCBF of relative degree m , as in Definition 5, defined in adjacent non-overlapping intervals $\Gamma_i = [t_{i-1}, t_i]$ and $\Gamma_{i+1} = [t_i, t_{i+1}]$. Let $\{\alpha_1, \alpha_2, \alpha_3, \dots, \alpha_m\}$ be m -class \mathcal{K} functions for $h_i(t, \mathbf{x})$ and $h_{i+1}(t, \mathbf{x})$. If $\forall k \in \{0, 1, 2, \dots, m-1\}$ we have

$$\frac{d^k}{dt^k} h_{i+1}(t_i^+, \mathbf{x}) \geq \frac{d^k}{dt^k} h_i(t_i^-, \mathbf{x}) \quad (9)$$

then $C_i(t_i^-) \subseteq C_{i+1}(t_i)$ holds.

Proof. We have $\{\alpha_1, \alpha_2, \alpha_3, \dots, \alpha_m\}$ be m -class \mathcal{K} functions for $h_i(t, \mathbf{x})$ and $h_{i+1}(t, \mathbf{x})$. From (2), we have $\beta_{0,i+1}(t_i, \mathbf{x}) = h_{i+1}(t_i, \mathbf{x})$ and $h_{0,i}(t_i^-, \mathbf{x}) = \beta_{0,i}(t_i^-, \mathbf{x})$. From (9), we have $h_{i+1}(t_i, \mathbf{x}) \geq h_{0,i}(t_i^-, \mathbf{x})$. Combining these two conditions, we get $\beta_{0,i+1}(t_i, \mathbf{x}) \geq \beta_{0,i}(t_i^-, \mathbf{x})$. From (2), we also have

$$\beta_{1,i+1}(t_i, \mathbf{x}) = \dot{\beta}_{0,i+1}(t, \mathbf{x}) + \alpha_1(\beta_{0,i+1}(t, \mathbf{x})). \quad (10)$$

Since $\dot{\beta}_{0,i+1}(t, \mathbf{x}) = \frac{d}{dt} h_{i+1}(t_i^+, \mathbf{x}) \geq \frac{d}{dt} h_i(t_i^-, \mathbf{x})$, we conclude $\beta_{1,i+1}(t_i, \mathbf{x}) \geq \beta_{1,i}(t_i^-, \mathbf{x})$. Similarly, it can be shown that

$$\beta_{i+1,k}(t_i, \mathbf{x}) \geq \beta_{i,k}(t_i^-, \mathbf{x}) \geq 0, \quad \forall k \in \{0, 1, 2, \dots, m-1\}.$$

We know that for $h_i(t, \mathbf{x})$, $C_i(t_i^-) = \bigcap_{1 \leq k \leq m} C_{ik}(t_i^-)$, where $C_{ik}(t_i) = \{\mathbf{x} \in \mathbb{R}^n : \beta_{i,k-1}(t_i^-, \mathbf{x}) \geq 0\}$. Similarly, we have $C_{i+1}(t_i) = \bigcap_{1 \leq k \leq m} C_{i+1,k}(t_i^-)$, where $C_{i+1,k}(t_i) = \{\mathbf{x} \in \mathbb{R}^n : \beta_{i+1,k-1}(t_i^-, \mathbf{x}) \geq 0\}$. Therefore, we conclude that $C_i(t_i^-) \subseteq C_{i+1}(t_i)$ holds. \square

Example. For the system $\dot{x} = u$, let us consider the piecewise \mathcal{C}^1 TV-CBF $b(t, \mathbf{x})$. When $t < t_i$, $b(t, \mathbf{x}) = b_a(t, \mathbf{x}) = 100t - x$. When $t \geq t_i$, $b(t, \mathbf{x}) = b_b(t, \mathbf{x}) = 200t - x$. This TV-CBF has a jump discontinuity at $t = t_1$. Since we have $b_a(t_1, x) > b_b(t_1^-, x)$, it fulfills the condition in (9). Therefore, it is a valid piecewise \mathcal{C}^1 TV-CBF, for which a safety controller is guaranteed to exist. In the following, we demonstrate that a valid piecewise \mathcal{C}^m TV-CBF can represent traffic constraints.

A. Piecewise \mathcal{C}^1 TV-CBF for Traffic Signals

We consider again the candidate CBF (5) in Section II-B with corresponding safe set $\mathcal{C}(t) = \{\mathbf{x} : \mathfrak{h}(t, \mathbf{x}) \geq 0\}$ (4).

$$\mathfrak{h}(t, \mathbf{x}) = h_i(t, \mathbf{x}) \quad \forall g_{i,j} \leq t < g_{i,j+1}, p_{i-1} < x \leq p_i$$

$$h_i(t, \mathbf{x}) = \begin{cases} p_{i+1} - x & g_{ij} \leq t < r_{ij}, j \geq 1, \\ p_i - x & r_{ij} \leq t < g_{i,j+1}, j \geq 1. \end{cases}$$

This function has jump discontinuities at $t = r_{ij}$ and $t = g_{ij}$. At $t = g_{ij}$, we have $\mathcal{C}_i(g_{i,j+1}^-) \subset \mathcal{C}_i(g_{i,j+1})$. On the other hand, at $t = r_{ij}$, we observe that $\mathcal{C}_i(r_{i,j}^-) \not\subseteq \mathcal{C}_i(r_{ij})$. The proposed candidate is not a valid piecewise \mathcal{C}^1 TV-CBF in accordance with Definition 6. However, we can modify $\mathfrak{h}(t, \mathbf{x})$ so that it becomes a valid piecewise \mathcal{C}^m TV-CBF

such that, at all discontinuities t_j , $\mathcal{C}(t_j^-) \subset \mathcal{C}(t_j)$ holds as required by Definition 6.

We consider the candidate CBF and safe set defined by the following expressions:

$$\begin{aligned} m_{ij} &= \frac{y_{ij} + r_{ij}}{2}, \\ h_i(t, \mathbf{x}) &= \underbrace{\left[\frac{p_{i+1} - p_i}{1 + e^{\tau(t - m_{ij})}} \right]}_{h_{it}(t)} + \underbrace{p_i - x - S_0}_{h_{ix}(x)}, \\ h(t, \mathbf{x}) &= h_{it}(t) + h_{ix}(x), \\ \forall g_{i,j} &\leq t < g_{i,j+1}, p_{i-1} < x \leq p_i, \\ C(t) &= \{\mathbf{x} \in \mathbb{R}^2 : h(t, \mathbf{x}) \geq 0\}, \end{aligned} \quad (11)$$

where S_0 is the safe distance from the stop line of the traffic signal when the *ego* vehicle is completely stopped, $\tau > 0$ and $g_{ij} < m_{ij} < r_{ij}$ are design parameters. The τ is the decay rate of $h_{it}(t)$ and $t = m_{ij}$ is the time when $h_{it}(t)$ decays to $\frac{p_{i+1} - p_i}{2}$. For an appropriate choice of τ and $g_{ij} < m_{ij} < r_{ij}$, we obtain $\mathfrak{h}(t, x) \leq h(t, x)$ and $C(t) \subseteq \mathcal{C}(t)$. For $g_{ij} \leq t < r_{ij}$, $h_{it}(t)$ decays from $p_{i+1} - p_i$ to zero. Consequently, $h_i(t, \mathbf{x})$ decays smoothly from $h_i(g_{ij}, \mathbf{x}) \approx p_{i+1} - x - S_0$ to $h_i(r_{ij}, \mathbf{x}) \approx p_i - x - S_0$ as t goes from g_{ij} to r_{ij} . Therefore, $h_i(t, \mathbf{x})$ encodes the constraints imposed by traffic signals. The modified $h_i(t, x)$ has a jump discontinuity at $t = g_{ij}$. Moreover, $\forall i \in \{1, 2, 3, \dots, n\}$ and $\forall j \in \mathbb{N}$, the condition in (9) is satisfied. At $t = g_{ij}$, we have $h_i(g_{ij}, x) > h_i(g_{ij}^-, x)$. Therefore, $h(t, \mathbf{x})$ is a valid piecewise \mathcal{C}^1 TV-CBF, hence the controller in (8) will render $C(t)$ forward-invariant.

The proposed approach can be extended to the case when the timing sequence of the traffic signals is not known. In particular, if we know the minimum time duration of the yellow light of each traffic signal, we can still achieve safety via a more conservative $h_{it}(t)$. Similarly, if the next traffic signal is too far, we can assume that $s_i = \text{Red}$. Based on this scenario, the regulated ACC can be formulated in the following manner.

IV. REGULATED ADAPTIVE CRUISE CONTROL

We start by presenting the longitudinal model for the ego vehicle.

A. Longitudinal Dynamics of Vehicle

Let the longitudinal position and longitudinal velocity of the ego vehicle and lead vehicle be denoted by X_f , X_l , and V_f , V_l respectively. Let m be the mass of the ego vehicle. We use the following non-linear model for the longitudinal dynamics:

$$\dot{x} = \frac{d}{dt} \begin{pmatrix} X_f \\ V_f \\ X_l \\ e \end{pmatrix} = \underbrace{\begin{pmatrix} V_f \\ -\frac{1}{m} F_r \\ V_l \\ X_r - hV_f - S_0 \end{pmatrix}}_{f(x)} + \underbrace{\begin{pmatrix} 0 \\ \frac{1}{m} \\ 0 \\ 0 \end{pmatrix}}_{g(x)} u, \quad (12)$$

$$F_r = c_0 + c_1 V_f + c_2 V_f^2,$$

where the input u is the force applied by the wheels, c_0 , c_1 , and c_2 are the vehicle parameters, $h > 0$ is constant time headway and F_r denotes the sum of all the frictional and aerodynamic forces on the vehicle. The relative distance and the relative velocity of the ego vehicle and lead vehicle are denoted by $X_r = X_l - X_f$ and $V_r = V_l - V_f$. The difference between the actual relative distance and the required relative distance is called the spacing error δ and it is given by $\delta = X_r - hV_f - S_0$.

B. Problem Formulation

In ACC systems, the ego vehicle can track the velocity of the lead vehicle by keeping a safe distance. In a regulated ACC, the controller is also subject to regulatory constraints like traffic signals. Specifically, the *regulated* ACC will obey the upcoming traffic signals by utilizing the timing information from them.

1) *Assumptions*: We make the following assumptions:

- The traffic signals can broadcast the position of the stop line and the timing of the traffic lights to the environment. The ego vehicle knows when and for how long the traffic lights will turn green, yellow, and red.
- The velocities of the vehicles on the road are non-negative.
- The maximum acceleration limits of the lead vehicle and the ego vehicle are known.

The traffic signals follow the communication protocol below.

2) *Protocol of Broadcast*: Each signal broadcasts its timing sequence to its surroundings. Let us suppose that there are n traffic signals and that the stop line associated with the i^{th} traffic signal is located at the position $p_i \in \mathbb{R}_{\geq 0}$. The i^{th} traffic signal broadcasts its timing sequence in the form of a sequence denoted by $S_i = (g_{i1}, y_{i1}, r_{i1}, g_{i2}, y_{i2}, r_{i2}, g_{i3}, y_{i3}, r_{i3}, \dots)$, where $i \in \mathbb{N}$. When $g_{ij} \leq t < y_{ij}$ then state $s_i = \text{Green}$. When $y_{ij} \leq t < r_{ij}$ then state $s_i = \text{Yellow}$. Similarly, when $r_{ij} \leq t < g_{i,j+1}$ then state $s_i = \text{Red}$.

3) *Specifications*: The specifications are categorized into hard constraints (HCs) and soft constraints (SCs). The regulated ACC must obey the hard constraints at all times. The soft constraints should, instead, be fulfilled as long as the hard constraints are not violated. The constraints of the problem are given below.

- HC-I: The ego vehicle must maintain a relative distance $X_r \geq hV_f + S_0$ or, equivalently, $\delta \geq 0$ must hold $\forall t \geq 0$.
- HC-II: $0 \leq V_f \leq V_{max}$, $\forall t \geq 0$.
- HC-III: The ego vehicle must stop at the red signal before the stop line.
- SC: The ego vehicle should track the velocity of the lead vehicle V_l and δ should go to 0 as long as the hard constraints HC-I, HC-II and HC-III are not violated.

In the following section, we formulate the CBF for the regulated ACC.

V. CONTROL BARRIER FUNCTION FOR REGULATED ACC

The CBFs capturing the hard constraints are formulated below.

A. Hard Constraints

HC-I and HC-II can be represented by following candidate CBFs [8], [14]:

$$\begin{aligned} h_1(x) &= \delta = X_r - hV_f - S_0, \\ h_2(x) &= V_{max} - V_f. \end{aligned} \quad (13)$$

The corresponding safety sets are given by $C_i = \{x \in \mathbb{R}^4 : h_i(x) \geq 0\}$ for $i = 1, 2$.

Let us denote the TV-CBF corresponding to the traffic signals' constraints by $h_3(t, \mathbf{x})$. Following the encoding in the form of a TV-CBF in (11), we obtain

$$\begin{aligned} h_3(t, x) &= h_{3i(t,x)} \forall g_{i,j} \leq t < g_{i,j+1}, p_{i-1} < X_f \leq p_i \\ h_{3i}(t, x) &= \underbrace{\left[\frac{p_{i+1} - p_i}{1 + e^{\tau(t - m_{ij})}} \right]}_{h_{3it}(t)} + \underbrace{p_i - x_1 - S_0}_{h_{3ix}(x)} \\ C_3(t) &= \{x \in \mathbb{R}^4 : h_3(t, \mathbf{x}) \geq 0\} \end{aligned} \quad (14)$$

The above candidate TV-CBF has relative degree 2, hence it is a piecewise \mathcal{C}^2 function. This function is discontinuous at $t = g_{ij}$, $\forall j \in \mathbb{N}$. At these discontinuities, condition (9) is satisfied:

$$\begin{aligned} h_3(g_{ij}, x) &> h_3(g_{ij}^-, x), \\ \frac{dh_3}{dt}(g_{ij}, x) &> \frac{dh_3}{dt}(g_{ij}^-, x). \end{aligned}$$

By Theorem 2, we conclude that $C_3(g_{ij}^-) \subset C_3(g_{ij})$, $\forall j \in \mathbb{N}$. Therefore, $h_3(t, x)$ is a valid piecewise \mathcal{C}^2 TV-CBF. Finally, we fulfill the soft constraints via following nominal controller.

B. Soft Constraints

We design a nominal PID controller such that $\delta \rightarrow 0$ and $V_f \rightarrow V_l$, as shown below.

$$\begin{aligned} u_{nom} &= m\mu_{nom} + F_r, \\ \mu_{nom} &= \left(k_1 V_r + k_2 \delta + k_3 \int_0^t \delta dx \right). \end{aligned} \quad (15)$$

After designing the CBFs, we can synthesize the controller.

VI. CONTROLLER DESIGN

We design the controller by using $h_1(\mathbf{x})$, $h_2(\mathbf{x})$, and $h_3(t, \mathbf{x})$ defined above. The set of safe inputs \mathcal{U}_{h_i} which renders the set C_i forward invariant is derived below. Let $\alpha_1(r) = \alpha_2(r) = r$ be the class- \mathcal{K} functions. If $u = F_r + m\mu$, then we get the set of safe inputs as follows:

$$\begin{aligned} \dot{h}_1(x) &= V_r - h\mu, \quad \dot{h}_2(x) = -\mu, \\ \mathcal{U}_{h_1} &= \{\mu \in \mathcal{U} : h\mu \leq V_r + h_1(\mathbf{x})\}, \\ \mathcal{U}_{h_2} &= \{\mu \in \mathcal{U} : \mu \leq V_{safe} - V_f\}. \end{aligned} \quad (16)$$

$$\begin{aligned}\beta_0(t, \mathbf{x}) &= h_{3i}(t, \mathbf{x}), \beta_1(t, \mathbf{x}) = \frac{d\beta_0(t, \mathbf{x})}{dt} + \lambda_1\beta_0(t, \mathbf{x}), \\ \beta_2(t, \mathbf{x}) &= \frac{d\beta_1(t, \mathbf{x})}{dt} + \lambda_2\beta_1(t, \mathbf{x}).\end{aligned}\quad (17)$$

The values of λ_i are selected as follows:

$$\lambda_1 \geq \frac{-\frac{\partial h_{3i}}{\partial t}(x_0, t_0)}{\beta_0(x_0, t_0)}, \quad \lambda_2 \geq \frac{-\frac{\partial^2 h_{3i}}{\partial t^2}(x_0, t_0)}{\beta_1(x_0, t_0)}, \quad (18)$$

where $t_0 = g_{ij}$, $x_0 = x(g_{ij})$ and the values of λ_1 and λ_2 are chosen such that $\lambda_1 > 0$ and $\lambda_2 > 0$. For $A_\eta = \eta(t, \mathbf{x}) = (\beta_0(t, \mathbf{x}) \quad \beta_1(t, \mathbf{x}))^T$, $B_\eta = \frac{d}{dt}\eta(t, \mathbf{x}) = \begin{pmatrix} 0 & 1 \\ 0 & 0 \end{pmatrix}$, the gain K_α can be selected using classical pole-placement methods such that $\dot{\eta}(t, \mathbf{x}) = (A_\eta - B_\eta K_\alpha) \eta(t, \mathbf{x})$ have the desired poles $(-\lambda_1 \quad -\lambda_2)$.

The set of safe inputs that renders $C_3(t)$ forward-invariant is given as

$$\mathcal{U}_{h_3}(t) = \left\{ \mu \in \mathcal{U} : \mu \leq \frac{d^2 h_{3it}(t)}{dt^2} + K_\alpha \left(\frac{h_{3,i}(t, \mathbf{x})}{\frac{dh_{3it}}{dt}} - x_2 \right) \right\}.$$

Combining all the constraints we get $\mathcal{U}_{safe}(t) = \mathcal{U}_{h_1} \cap \mathcal{U}_{h_2} \cap \mathcal{U}_{h_3}(t)$. As $C_1 \cap C_2 \cap C_3(t) \neq \emptyset$, $\mathcal{U}_{safe}(t)$ is also non-empty when $u \in \mathbb{R}$. After formulating the CBF constraints, we synthesize the controller.

A. Control Synthesis Using Quadratic Programming

A nominal controller provides u_{nom} to satisfy the soft constraints $V_f \rightarrow V_l$, $\delta \rightarrow 0$. If $u_{nom} \in \mathcal{U}_{safe}(t)$ then the input given by the nominal controller satisfies all the hard constraints. When $u_{nom} \notin \mathcal{U}_{safe}(t)$ then we solve the following QP problem [13].

$$\begin{aligned}u &= \underset{u \in \mathcal{U}}{\operatorname{argmin}} |u - u_{nom}|^2 \\ \text{s.t.} & \begin{cases} h\mu(u) \leq V_r + h_1(\mathbf{x}) \\ \mu(u) \leq V_{safe} - V_f \\ \mu(u) \leq \frac{d^2 h_{3it}(t)}{dt^2} + K_\alpha \left(\frac{h_{3,i}(t, \mathbf{x})}{\frac{dh_{3it}}{dt}} - V_f \right) \\ \mu = \frac{1}{m}(u - F_r) \end{cases}\end{aligned}\quad (19)$$

As $\mathcal{U}_{safe}(t) \neq \emptyset$, the QP problem is always feasible when $u \in \mathbb{R}$. In practice, the input force is constrained to $\mathcal{U} = [u_{min}, u_{max}]$, which could make the QP problem infeasible. Therefore, we modify the CBF so that QP problem remains feasible under the input constraints. We also modify the CBF from relative degree 2 to relative degree 1 which is more intuitive and easier to implement.

B. Input Constraints

The input force is constrained, i.e., $\mathcal{U} = [-a_{min}m, a_{max}m]$ with $a_{min} > 0$, $a_{max} > 0$. Therefore, we obtain $-a_{min} - \frac{F_r}{m} \leq \mu \leq a_{max} - \frac{F_r}{m}$. Since $F_r \geq 0$, the minimum acceleration available is equal to $-a_{min} - \frac{F_r}{m}$, where the first term is the braking acceleration provided by the vehicle and F_r/m is the extra braking acceleration provided by the aerodynamic and frictional forces. The stopping distance for the ego vehicle following a lead

vehicle V_l is given by $\frac{(V_l - V_f)^2}{2(a_{min} + F_r/m)}$. As a worst case scenario, we assume that all the braking force is provided by the vehicle. Therefore, after ignoring $\frac{F_r}{m}$, we can say that $\mu \geq -a_{min}$. The CBF $h_1(t, \mathbf{x})$ can be easily modified by adding a stopping distance [8]:

$$\begin{aligned}h_1(x) &= X_r - hV_f - S_0 - \frac{(V_l - V_f)^2}{2a_{min}}, \\ \frac{dh_1}{dt}(x) &= V_r - h\mu + \frac{V_r}{a_{min}}\mu, \\ \left(h - \frac{V_r}{a_{min}} \right) \mu &\leq h_1(x) + V_r.\end{aligned}\quad (20)$$

We also modify $h_{3i}(t, \mathbf{x})$ to incorporate input constraints. We define a headway from a stop line of the traffic signal. If the current velocity is V_f , then it will take a time $\gamma = \frac{V_f}{a_{min}}$ for the ego vehicle to completely stop by applying its maximum braking effort. In the worst case scenario, $V_f = V_{max}$, $\gamma = \frac{V_{max}}{a_{min}}$. Therefore, the new CBF along with the CBF input constraints is given by

$$\begin{aligned}\bar{h}_{3i}(t, \mathbf{x}) &= h_{3it}(t) + p_i - X_f - \gamma V_f, \\ \gamma \mu &\leq \bar{h}_{3i}(t, \mathbf{x}) + \frac{dh_{3it}}{dt}(t) - V_f.\end{aligned}\quad (21)$$

This modified time-varying CBF has relative degree 1 and enforces the input constraints.

C. Control Synthesis Using QP with Input Constraints

The controller can be synthesised by solving the following QP problem with input constraints.

$$\begin{aligned}u &= \underset{u \in \mathcal{U}}{\operatorname{argmin}} |u - u_{nom}|^2 \\ \text{s.t.} & \begin{cases} \left(h - \frac{V_r}{a_{min}} \right) \mu(u) \leq h_1(x) + V_r \\ \mu(u) \leq V_{safe} - V_f \\ \gamma \mu(u) \leq \bar{h}_3(t, \mathbf{x}) + \frac{dh_{3it}}{dt}(t) - V_f \\ -a_{min} \leq \mu(u) \leq a_{max} \\ \mu = \frac{1}{m}(u - F_r), \end{cases}\end{aligned}\quad (22)$$

$$\mathcal{U} = [-a_{min}m, a_{max}m].$$

The above controller ensures that the system fulfills the safety and regulatory constraints.

VII. SIMULATION RESULTS

We validate our approach on a road trip. A road scenario consists of a straight road with 6 traffic signals, each 1 Km away from the other. Traffic signals are not synchronized. Each traffic signal has its own timing sequence that is broadcast to the ego vehicle ahead of time. The values of the parameters used are $g = 9.8 \frac{m}{s^2}$, $m = 1650 \text{ Kg}$, $c_0 = 0.1 \text{ N}$, $c_1 = 5 \frac{\text{N}}{\text{m/s}}$, $c_2 = 0.25 \frac{\text{N}}{\text{m/s}^2}$, $a_{max} = 0.2 \text{ g}$, $a_{min} = -0.4 \text{ g}$, and $\tau = 6$. The gains of the nominal controller are $k_1 = 7.12$, $k_2 = 3.24$, $k_3 = 0.4$. The ego vehicle and the lead vehicle are initially at rest and $X_r(0) = S_0 = 4.5$ holds with $X_f = 0$, $X_l = 4.5$. The simulation was performed in MATLAB. In Fig. 2b, the lead vehicle is not following any traffic rules. It first speeds up, then maintains its velocity, and

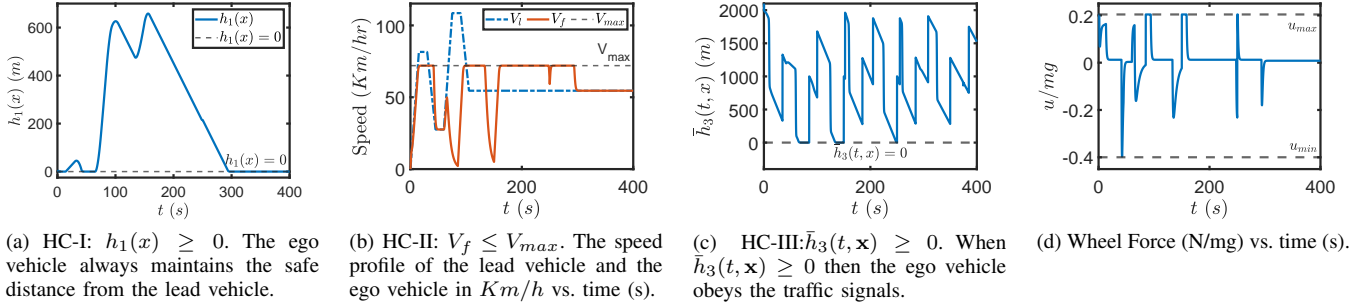


Fig. 2: Simulation results.

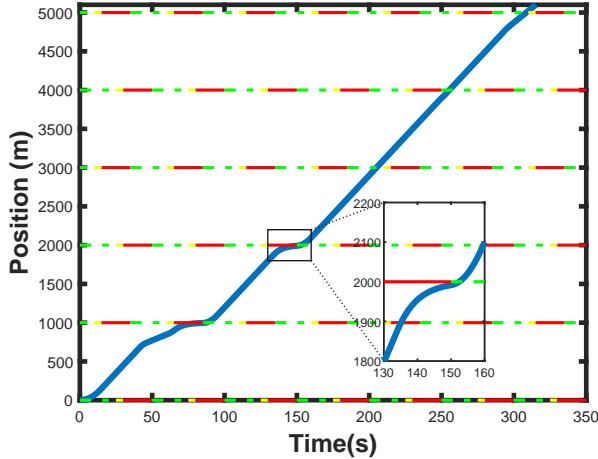


Fig. 3: Position of the ego vehicle X_f (m) vs. time (s). The horizontal lines mark the position of traffic signals while their color shows their state at a given time. The solid red lines show the intervals when the signals are red.

then decelerates. The lead vehicle violates the traffic signals and goes beyond the maximum speed limit of V_{max} .

The ego vehicle follows the lead vehicle while observing all the hard constraints HC-I (Fig. 2a), HC-II (Fig. 2b) and HC-III (Fig. 2c and Fig. 3). Fig. 2a shows that HC-I : $h_1(x) \geq 0$ is satisfied by the controller. Fig. 2b shows that HC-II : $V_f \leq V_{max}$ is always satisfied and the ego vehicle keeps its speed below the maximum speed limit V_{max} . From $t = 65$ s to 154 s, the lead vehicle violates the traffic signals and goes at a velocity higher than V_{max} but the ego vehicle obeys the traffic signals while still keeping the velocity below V_{max} . $h_1(x)$ first increases from $t = 65$ s to $t = 154$ s, then it decreases as the lead vehicle slows down but it is never negative. The wheel force in N/mg is shown in Fig. 2d. The input is constrained to the limit specified by the controller, i.e., $u_{min} \leq u \leq u_{max}$.

The controller always satisfies HC-III, i.e., the ego vehicle obeys the traffic signals. Fig. 3 shows the trajectory of the ego vehicle with time. The height of the horizontal lines shows the position of the traffic signals, and the solid red horizontal lines show the interval where a traffic signal is

red. The duration of green, red, and yellow signals are 25 s, 20 s, and 5 s, respectively. The zoomed plot in the Fig. 3 and the speed profile of the ego vehicle in Fig. 2b show that the ego vehicle preemptively slows down before a red signal and smoothly accelerates when the signal is green, thereby avoiding unnecessary stops by applying comfortable braking force as set by the input constraints.

The traffic rules are encoded by $\bar{h}_3(t, \mathbf{x})$, that is, the non-negativeness of $\bar{h}_3(t, \mathbf{x})$ means that the ego vehicle obeys the traffic rules. Fig. 2c shows that $\bar{h}_3(t, \mathbf{x}) \geq 0$ holds. The value of $\bar{h}_3(t, \mathbf{x})$ represents the safe distance from the next red signal. When $p_{i-1} < X_f \leq p_i$ and the i^{th} signal is green, $\bar{h}_3(t, \mathbf{x})$ represents the safe distance from the $(i+1)^{th}$ traffic signal at p_{i+1} . When $p_{i-1} < X_f \leq p_i$ and the i^{th} traffic signal is yellow, then $\bar{h}_3(t, \mathbf{x})$ smoothly decreases. For example, initially, at $t = 0$, the ego vehicle is at rest at $X_f = 0$ and the traffic signal at $p_1 = 1$ Km is green. Therefore, $\bar{h}_3(0, \mathbf{x}(0)) \approx 2000$. When p_1 is yellow, then $\bar{h}_3(t, \mathbf{x})$ decreases. Later, when the upcoming traffic signal turns green, $\bar{h}_3(t, \mathbf{x})$ increases. When the upcoming traffic signal is yellow, then $\bar{h}_3(t, \mathbf{x})$ starts decreasing smoothly. The ego vehicle always follows the traffic signals and never crosses the stop line when the signal is red. The controller fulfills the soft constraint that $V_f \rightarrow V_i$ and $\delta = h_1(x) \rightarrow 0$ as long as the hard constraints HC-I, HC-II and HC-III are not violated.

VIII. CONCLUSIONS

We presented a correct-by-construction adaptive cruise control design method under safety and regulatory constraints with control barrier guarantees. The proposed regulated ACC obeys the traffic signals and speed limits while maintaining safe spacing from the lead vehicle. The rules for traffic signals are described in the form of piecewise \mathcal{C}^m time-varying control barrier functions (TV-CBFs). We proved that, for a valid piecewise \mathcal{C}^m TV-CBF, there exists a controller that renders the corresponding superlevel set forward-invariant. Given a valid piece-wise \mathcal{C}^m TV-CBF, a switching-based controller can be synthesized using quadratic programming. Simulation results validate the efficacy of the proposed method.

ACKNOWLEDGMENTS

This research was supported in part by the National Science Foundation (NSF) under Awards 1839842 and 1846524, the Office of Naval Research (ONR) under Award N00014-20-1-2258, the Defense Advanced Research Projects Agency (DARPA) under Award HR00112010003, and METRANS Transportation Center under the following grants: Pacific Southwest Region 9 University Transportation Center (USDOT/Caltrans) and the National Center for Sustainable Transportation (USDOT/Caltrans).

REFERENCES

- [1] P. Ioannou, Z. Xu, S. Eckert, D. Clemons, and T. Sieja, "Intelligent cruise control: theory and experiment," in *Proceedings of 32nd IEEE Conference on Decision and Control*. IEEE, 1993, pp. 1885–1890.
- [2] G. Marsden, M. McDonald, and M. Brackstone, "Towards an understanding of adaptive cruise control," *Transportation Research Part C: Emerging Technologies*, vol. 9, no. 1, pp. 33–51, 2001.
- [3] B. Asadi and A. Vahidi, "Predictive cruise control: Utilizing upcoming traffic signal information for improving fuel economy and reducing trip time," *IEEE transactions on control systems technology*, vol. 19, no. 3, pp. 707–714, 2010.
- [4] S. Bae, Y. Kim, J. Guanetti, F. Borrelli, and S. Moura, "Design and implementation of ecological adaptive cruise control for autonomous driving with communication to traffic lights," in *2019 American Control Conference (ACC)*. IEEE, 2019, pp. 4628–4634.
- [5] S. M. Loos, A. Platzer, and L. Nistor, "Adaptive cruise control: Hybrid, distributed, and now formally verified," in *International Symposium on Formal Methods*. Springer, 2011, pp. 42–56.
- [6] P. Nilsson, O. Hussien, A. Balkan, Y. Chen, A. D. Ames, J. W. Grizzle, N. Ozay, H. Peng, and P. Tabuada, "Correct-by-construction adaptive cruise control: Two approaches," *IEEE Transactions on Control Systems Technology*, vol. 24, no. 4, pp. 1294–1307, 2015.
- [7] A. Mehra, W.-L. Ma, F. Berg, P. Tabuada, J. W. Grizzle, and A. D. Ames, "Adaptive cruise control: Experimental validation of advanced controllers on scale-model cars," in *2015 American Control Conference (ACC)*. IEEE, 2015, pp. 1411–1418.
- [8] A. D. Ames, J. W. Grizzle, and P. Tabuada, "Control barrier function based quadratic programs with application to adaptive cruise control," in *53rd IEEE Conference on Decision and Control*. IEEE, 2014, pp. 6271–6278.
- [9] X. Xu, J. W. Grizzle, P. Tabuada, and A. D. Ames, "Correctness guarantees for the composition of lane keeping and adaptive cruise control," *IEEE Transactions on Automation Science and Engineering*, vol. 15, no. 3, pp. 1216–1229, 2017.
- [10] M. Althoff, S. Maierhofer, and C. Pék, "Provably-correct and comfortable adaptive cruise control," *IEEE Transactions on Intelligent Vehicles*, vol. 6, no. 1, pp. 159–174, 2020.
- [11] P. Glotfelter, I. Buckley, and M. Egerstedt, "Hybrid nonsmooth barrier functions with applications to provably safe and composable collision avoidance for robotic systems," *IEEE Robotics and Automation Letters*, vol. 4, no. 2, pp. 1303–1310, 2019.
- [12] L. Lindemann and D. V. Dimarogonas, "Control barrier functions for signal temporal logic tasks," *IEEE control systems letters*, vol. 3, no. 1, pp. 96–101, 2018.
- [13] A. D. Ames, S. Coogan, M. Egerstedt, G. Notomista, K. Sreenath, and P. Tabuada, "Control barrier functions: Theory and applications," in *2019 18th European Control Conference (ECC)*. IEEE, 2019, pp. 3420–3431.
- [14] W. Xiao and C. Belta, "Control barrier functions for systems with high relative degree," in *2019 IEEE 58th Conference on Decision and Control (CDC)*. IEEE, 2019, pp. 474–479.