

What is wrong with you?: Leveraging User Sentiment for Automatic Dialog Evaluation

Sarik Ghazarian^{1*} Behnam Hedayatnia² Alexandros Papangelis²
Yang Liu² Dilek Hakkani-Tur²

¹ University of Southern California / Information Sciences Institute

² Amazon Alexa AI

sarik@isi.edu

{behnam, papangea, yangliud, hakkani_t}@amazon.com

Abstract

Accurate automatic evaluation metrics for open-domain dialogs are in high demand. Existing model-based metrics for system response evaluation are trained on human annotated data, which is cumbersome to collect. In this work, we propose to use information that can be automatically extracted from the next user utterance, such as its sentiment or whether the user explicitly ends the conversation, as a proxy to measure the quality of the previous system response. This allows us to train on a massive set of dialogs with weak supervision, without requiring manual system turn quality annotations. Experiments show that our model is comparable to models trained on human annotated data. Furthermore, our model generalizes across both spoken and written open-domain dialog corpora collected from real and paid users.

1 Introduction

Relying on human evaluation to determine the quality of open-domain dialog systems is not an efficient approach in terms of time and cost. Automatic evaluation can be a good replacement for human annotations and can increase the pace of open-domain dialog system development. However, standard word-overlap metrics (BLEU, ROUGE, Perplexity) do not correlate well with human judgements of open-domain dialog systems (Deriu et al., 2020; Liu et al., 2016) because of the diverse set of outputs that can be relevant given a dialog context.

A solution for better automatic evaluation methods is to train reference-free evaluators that learn how to assess the generated responses given dialog contexts from different aspects such as relevancy (Tao et al., 2018; Ghazarian et al., 2019; Lan et al., 2020), engagement (Ghazarian et al., 2020), fluency (Zhang et al., 2021b; Pang et al., 2020),

contradiction (Pang et al., 2020; Nie et al., 2021) amongst others. It is also important to get some holistic evaluation at the dialog level in order to assess the dialogs as a whole (Zhang et al., 2021a; Li et al., 2021; Mehri and Eskenazi, 2020; Finch et al., 2021).

Recently, Mehri and Eskenazi (2020); Eskenazi et al. (2019) have shown the effectiveness of looking into the next user utterance as a proxy to measure the quality of the chatbot’s generated responses. See and Manning (2021) have shown that predicting next user satisfaction helps to select more relevant system utterances. Inspired by works in this area, we propose to automatically extract features from the next user utterance, such as sentiment, to use as a proxy to evaluate system responses. The advantage of our method is that we do not need to train on data with human annotations for turn level quality, and instead can rely on available large datasets with automatically extracted annotations.

Most existing automatic evaluators focus purely on open-domain text-based dialog systems. In addition to textual interactions, we perform experiments on voice-based interactions that were collected via paid and real users. Furthermore, we compute correlations with a real user’s own (referred to as first party, 1P) rating when available, in addition to annotations by third party (3P) annotators. Our contributions include:

1. training an automatic evaluator on the sentiment of the next user utterance in a weakly supervised fashion to evaluate system responses,
2. outperforming existing automatic evaluation metrics on both text and voice-based open-domain dialog datasets,
3. a turn-level annotated open-domain text-based dialog dataset that we will release.¹

*Work done while Sarik Ghazarian was an intern at Amazon Alexa AI

¹We cannot release our voice-based interactions due to privacy concerns that will be discussed in the paper.

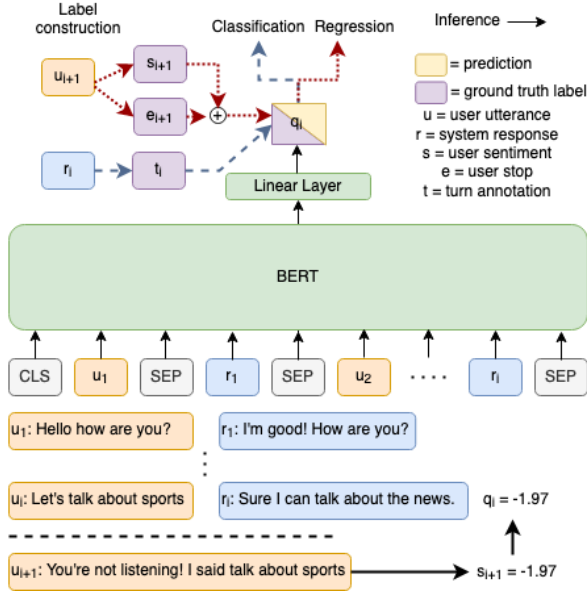


Figure 1: Training/Inference for turn quality estimation. The dotted arrows show how q_i , which represents the system turn quality for system response r_i , is constructed for training. For our regression model indicated by the red arrow, s_{i+1} (user sentiment) and e_{i+1} (user stop) are summed together to create q_i . For our classification model indicated by the blue arrow, q_i is equal to t_i . In the example dialog, the user expresses negative sentiment in u_{i+1} . The sentiment score -1.97 is used as the reference label q_i , indicating the quality of response r_i .

2 Methods for Automatic Evaluation

For turn quality estimation, the task is defined as follows: given a dialog context and a system response in the last turn, $D = [u_1, r_1 \dots u_i, r_i]$ (where u_i and r_i are the user utterance and system response respectively for the i^{th} turn in a dialog), determine if r_i is an appropriate response. q_i indicates the quality of response r_i and will be used as our reference label when training the model. Figure 1 shows our model architecture. We train a BERT-base (Devlin et al., 2019) model that encodes the dialog context and the latest system response. We use the pooled representation output by the BERT model and pass it through a linear layer to determine the quality of the response. Depending on the reference label used to train this model, we adopt a classification or regression setup, described below.

- **Classification model trained using turn level annotations.** When annotations for system responses are available in our training data (a binary label t_i as shown in Figure 1 for response r_i , indicating if the system response is appropriate), we train a classification model

using such reference labels.

- **Regression model trained using next user sentiment.** Obtaining turn level annotations for dialogs is costly. In this work, we explore using weak supervision to approximate response quality. Eskenazi et al. (2019) stated that given a system response, the follow up user’s utterance should be used to evaluate the quality of the system response as it increased agreement amongst human annotators. Motivated by this, we propose to use the sentiment of the next user utterance as a proxy to estimate the quality of the previous system response. In Figure 1, s_{i+1} is the sentiment score for the next user utterance u_{i+1} . Note that this information is automatically generated from the user utterance, and thus allows us to leverage data without a turn level annotation. Since such sentiment scores are often continuous, we use a regression model for these target labels.
- **Next user stop signal.** We also examine if the next user utterance stops a dialog (e_{i+1} in Figure 1). e_{i+1} is 0 if the user stops the dialog and 1 if they continue the dialog. We use this as an additional signal by summing it with the sentiment information above as target labels for model training.

For dialog level evaluation, we follow previous work and use mean aggregation techniques to estimate dialog level ratings from turn level scores (Lowe et al., 2017; Ghazarian et al., 2019, 2020; Lan et al., 2020; Yeh et al., 2021). In our experiments, we show how aggregated turn level quality and user sentiment scores correlate with dialog level ratings.

3 Dialog Datasets

As described earlier, most previous work in automatic evaluation focuses on text-based open-domain dialog systems (Yeh et al., 2021; Lan et al., 2020; Sinha et al., 2020; Huang et al., 2020; Ghazarian et al., 2020). Additionally most dialog datasets are collected via crowdworkers. While we also evaluate on written (text-based) dialogs, the primary dataset in our work consists of spoken (voice-based) interactions between a dialog system and a real user.

3.1 Open Domain Dialog System

We first describe the open-domain dialog system used for our spoken dialog data collection. The

Dialog Split	Number of Interactions (Train/Dev/Test)	Avg. Number of Turns (Train/Dev/Test)	3P turn quality	3P rating	1P rating
<i>PUI</i>	-/-/87	-/-/14.5	✓	✓	
<i>RUI-1P</i>	6215 / 690 / -	10.3 / 10.8 / -			✓
<i>RUI-3P</i>	500 / 55 / 132	11.1 / 10.7 / 14.3	✓	✓	✓
<i>ConTurE</i>	-/-/119	-/-/8.95	✓	✓	

Table 1: Dataset Statistics for Spoken and Written dialog datasets. RUI (Real User Interactions)

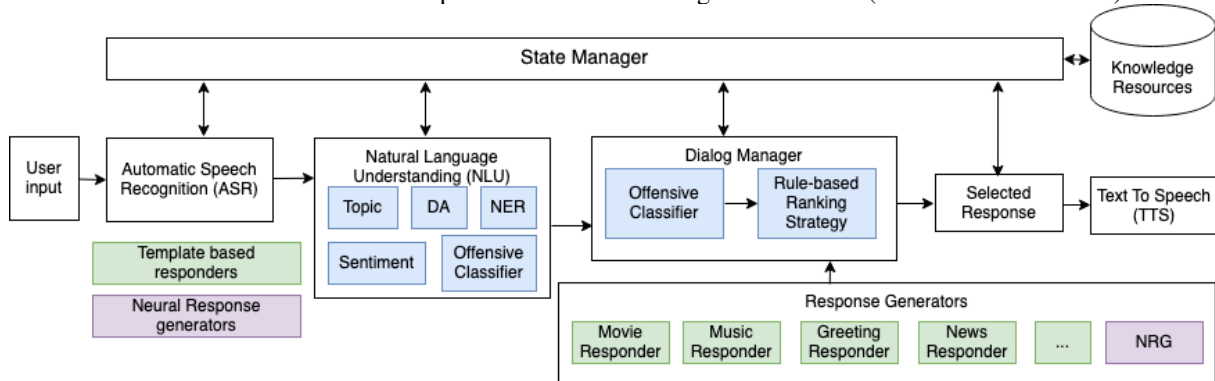


Figure 2: Architecture of our open-domain dialog system. NER = Named Entity Recognition, DA = Dialog Act

architecture of our dialog system is shown in Figure 2. Every user utterance in the dialog is sent into an ASR system whose output goes through a series of NLU modules that classifies topics, dialog acts, sentiment, extracts entities, and detects if the user utterance is offensive. Our system then calls multiple response generators (called responders) for the given dialog context and logs all the generated response candidates within the State Manager. The final response is selected based on a rule-based ranking strategy, and then sent to the TTS module whose output is presented to the user.

For popular topics in open domain dialogs, such as movies, music, recent news, we develop template-based responders (highlighted in green in Figure 2) for the given dialog state. An example state and response for the movie domain is: when the user turn mentions a movie name (based on the NER result), we respond with information about the actor, the rating, or the plot of this certain movie. In addition to topic-specific template-based responders, our system includes other template-based responders for some special dialog contexts, such as greetings, topic switches, etc.

For every user turn, we also apply a neural network-based response generation (NRG) model to produce a response, highlighted in purple in Figure 2. Our *NRG Responder* is a GPT2-XL (Radford et al., 2019) based model trained on real user-system interactions described in Section 3.2.

The rule-based response ranker uses predefined logic and selects a template-based responder when

it is available and the user topic matches that responder, otherwise it uses the NRG response as a fall back. In our system since we have just a few template-based responders, the system uses NRG responses most of the time.

3.2 Spoken Dialogs

We deploy the dialog system described above within the Alexa Prize Socialbot framework (Ram et al., 2018) to interact with real users. A user initiates an interaction with our dialog system and consents to have their data collected. A turn within an interaction is specified as a user utterance-system response pair. These interactions end when the user requests to stop the conversation. At the end of each interaction, users are given the opportunity to leave a rating in the range of 1 to 5. We define these ratings as *1P rating* as they come from the same users who interacted with the conversational agent. We denote this dataset as *Real User Interactions (RUI)*². Our data consists of approximately 100k interactions and 5 million turns. This dataset is used to train our *NRG Responder* mentioned in the previous section. We discuss its training details in the Appendix.

Not every user leaves a rating; therefore, we take a sample of interactions from *RUI* that contain user ratings and denote this dataset as *RUI-1P*.

In addition to real user interactions, we form a dataset of interactions from paid users who were

²All interactions are in English.

instructed to speak to the same dialog system. We denote these interactions as *paid user interactions PUI*². The difference between paid and real users is that the former are internal workers who are recruited to rigorously test and probe the dialog system and as a result are much more proactive in the dialogs as opposed to real users who are known to be less proactive in these social conversations (Juraska et al., 2021; Finch et al., 2020). These internal workers are considered paid as their primary job consists of assisting with data collection. Real users, however, are consenting to a dialog with our dialog system but are not being paid.

To obtain turn quality labels, we annotate a subset of *RUI-IP* at the turn level. Given a complete interaction, an experienced annotator was asked to annotate each system response either as 1 or 0, where 1 indicates the response is appropriate and vice versa for 0. Additionally, we ask annotators to leave a dialog level rating in the range of 1 to 5. We define this turn and dialog level annotations as *3P turn quality* and *3P ratings* respectively, since they came from annotators who rated other users' interactions. We denote this annotated data as *RUI-3P*. An example of a turn level annotation is shown in the Appendix. We also perform the same annotation on the *PUI* data. Table 1 shows the statistics for each of these collections and available annotations for each dataset.³

To obtain sentiment labels, we leverage the BiLSTM sentiment model from (Kim et al., 2020), which was trained on spoken dialog data and automatically tag user utterances with sentiment. The model takes in both audio and textual features and outputs a real-valued valence score on a scale from -3 to 3, which measures the degree of the utterance's positivity/negativity.

3.3 Written Dialogs

We sample a set of dialogs released from the Interactive Evaluation of Dialog track (Gunasekara et al., 2020) to be annotated for turn quality. These dialogs were collected from invited participants conversing with knowledge-grounded response generation models through textual exchanges, and have been publicly released⁴. The original authors of this dataset asked Amazon Mechanical Turk (AMT) workers to rate 2200 interactions on multiple dialog level dimensions, such as coher-

ent, informative, overall. The full list of dialog level annotation dimensions is included in the Appendix. However, these dialogs do not have turn level annotations. In order to evaluate our models at the turn level, we sample 119 dialogs with an average length of 8 turns. For each turn, we ask three AMT workers to rate whether they dislike, somewhat like or like the Chatbot's response with a score of either 0, 1, or 2 respectively. To help workers judge response quality, we ask them to look at how relevant and interesting a response is. We use majority voting to determine the final score. In the case of ties we use a score from an internal author. The Krippendorff's alpha score is 0.31 representing fair agreement between annotators. We denote these assessments as *3P turn quality* since the AMT workers are rating other workers' dialogs. We denote this dataset as *Conversational Turns Evaluation (ConTurE)* and publicly release it.⁵

4 Results and Discussions

We compare our method with a suite of open source models from (Yeh et al., 2021)⁴ including RUBER, BERT-RUBER, PONE, PredictiveEngagement and FED (Tao et al., 2018; Ghazarian et al., 2019; Lan et al., 2020; Ghazarian et al., 2020; Mehri and Eskenazi, 2020).

Table 2 shows the automatic turn level quality estimation, measured using both Pearson and Spearman correlation against turn level annotations on three datasets for different methods. On the spoken dialog testsets (*RUI-3P* and *PUI*) the baseline models perform poorly. In contrast, our Classification(3P) model trained using *3P turn quality* achieves the highest correlation (0.29/0.28) on *RUI-3P*. This can be partly explained by the matched training and testing setup. We observe promising results for the Reg (Sentiment + User Stop) model which was trained with next user sentiment information combined with stop signal which achieves the highest correlation on the *PUI* test set and a correlation of (0.22/0.23) on *RUI-3P*. This demonstrates the effectiveness of weak supervision. We compare different training sizes *RUI-IP* (40%) versus *RUI-IP* and show the expected benefit of more data for model training. We also see that our models outperform the baseline models on the *ConTurE* testset. It is important to note that all the baseline models have been designed and evaluated

³We cannot release this data publicly as it is real user data.

⁴<https://github.com/exe1023/DialEvalMetrics>

⁵We release the ConTurE dataset at <https://github.com/alexacouture>

Training Set	Model (Ref label)	RUI-3P (test set)		PUI		ConTurE	
		Pearson	Spearman	Pearson	Spearman	Pearson	Spearman
-	RUBER	-0.08	-0.07	-0.1	-0.1	-0.01	-0.03
-	BERT-RUBER	0.01	0.02	-0.02	-0.02	-0.007	0.004
-	PONE	0.01	0.004	-0.02	-0.03	0	0.01
-	PredictiveEng	-0.11	-0.11	-0.06	-0.05	-0.11	-0.09
-	FED	-0.006	-0.02	-0.03	-0.04	0.11	0.10
Our method							
RUI-3P	Classification (3P)	0.29	0.28	0.23	0.24	-0.01	0.11
RUI-1P	Reg (Sentiment)	0.15	0.12	0.19	0.16	0.34	0.34
RUI-1P	Reg (Sentiment + User Stop)	0.22	0.23	0.35	0.3	0.3	0.33
RUI-1P (40%)	Reg (Sentiment + User Stop)	0.2	0.22	0.29	0.24	0.31	0.32

Table 2: Correlation between both baseline and our model outputs against *3P turn quality* for spoken and written datasets. For our method, reference labels used for Classification or Reg (Regression) models are presented.

using written dialogs, and though our models were fine-tuned only on spoken dialog, they are able to generalize to a different modality. FED has been shown to be a good dialog-level evaluator (Yeh et al., 2021). However we see in Table 2 that FED achieves low performance for turn-level evaluation. This matches the conclusion in (Mehri and Eskenazi, 2020) who point out that FED captures the dialog-level qualities from its training data Reddit better than turn-level qualities.

Table 3 shows the correlation results of the aggregated turn level scores with *3P ratings* and *1P ratings* on the spoken dataset. From the first row, we can see that there is a moderate positive correlation between the aggregated mean of *3P turn quality* and *3P ratings* (0.50 / 0.46), but see a very low positive correlation with *1P ratings* (0.16 / 0.12). This may be due to the fact that Likert scale ratings can have lower inter-annotator agreement (Belz and Kow, 2010). Additionally, the 3P annotators had access to the whole interaction and could re-read the context. This is in contrast to 1P users who may forget what happened earlier in the interaction as it is spoken. Another reason is that 3P annotators only read the transcript of the dialog for turn or dialog evaluation, and may miss the tones in utterances that may affect 1P user ratings. When using the user sentiment scores, we can see through mean aggregation it has positive correlation with both *3P ratings* (0.48/0.46) and *1P ratings* (0.38/0.37). The higher correlation of user sentiment (as opposed to *3P turn quality*) with *1P rating* is partly because of the different signals used in 3P annotation as discussed above. These results suggest sentiment can be used to estimate dialog level ratings, as done in previous work such as (Kim et al., 2020).

Overall, we see that the next user utterance sentiment serves as a reasonable proxy to the quality of the previous system response, hence when there

is not much data with turn level quality annotation, we can train models using weak supervision coming from the next user utterance. In this study, we use the sentiment scores obtained from user utterances in speech based dialogs, therefore, acoustic features were used to obtain such sentiment information. Since speech based sentiment or emotion recognition has been widely studied, it does not require much additional annotation to train the sentiment model for user utterances, and thus we can rely on existing models. We also explored using sentiment just based on text, but observed some issues in our preliminary study. For example, when users reply with a ‘no’ to a question, it is classified as negative, however, this may not indicate a problem with the previous system response. We plan to further investigate this in our future work, which will allow us to better utilize more available text based dialog data. Example outputs from both FED and our model are shown in the Appendix.

	3P Ratings		1P Ratings	
	P	S	P	S
3P turn quality	0.50	0.46	0.16	0.12
User sentiment	0.48	0.46	0.38	0.37

Table 3: Correlation between turn level information (3P turn quality and user turn sentiment) and dialog level rating on RUI-3P. P=Pearson, S=Spearman.

5 Conclusion

In this work, we show that instead of training on manually annotated data we can train on sentiment from the next user utterance in a weakly supervised manner to evaluate system responses. We show that our model has better cross domain generalization and performs well on a written dialog dataset. In our future work we will investigate other methods beyond simple aggregation for dialog level estimation and using more text based dialog data.

6 Ethics and Broader Impact

Our work involves leveraging user sentiment to evaluate the quality of system responses. We acknowledge that we are using data from real users who have not been paid for these interactions. We also acknowledge there may be biases in the demographics of the user population. We conducted our ConTurE annotation through Amazon Mechanical Turk. We pay turkers \$12 per hour, which is well above the federal minimum age.

References

- Anja Belz and Eric Kow. 2010. Comparing rating scales and preference judgements in language evaluation. In *Proceedings of the 6th International Natural Language Generation Conference*.
- Jan Deriu, Alvaro Rodrigo, Arantxa Otegi, Guillermo Echegoyen, Sophie Rosset, Eneko Agirre, and Mark Cieliebak. 2020. Survey on evaluation methods for dialogue systems. *Artificial Intelligence Review*, pages 1–56.
- Jacob Devlin, Ming-Wei Chang, Kenton Lee, and Kristina Toutanova. 2019. [BERT: Pre-training of deep bidirectional transformers for language understanding](#). In *Proceedings of the 2019 Conference of the North American Chapter of the Association for Computational Linguistics: Human Language Technologies, Volume 1 (Long and Short Papers)*, pages 4171–4186, Minneapolis, Minnesota. Association for Computational Linguistics.
- Maxine Eskenazi, Shikib Mehri, Evgeniia Razumovskaia, and Tiancheng Zhao. 2019. Beyond turing: Intelligent agents centered on the user. *arXiv preprint arXiv:1901.06613*.
- James D Finch, Sarah E Finch, and Jinho D Choi. 2021. What went wrong? explaining overall dialogue quality through utterance-level impacts. In *Proceedings of the 3rd Workshop on Natural Language Processing for Conversational AI*, pages 93–101.
- Sarah E Finch, James D Finch, Ali Ahmadvand, Xiangjue Dong, Ruixiang Qi, Harshita Sahijwani, Sergey Volokhin, Zihan Wang, Zihao Wang, Jinho D Choi, et al. 2020. Emora: An inquisitive social chatbot who cares for you. *Alexa Prize Proceedings*.
- Sarik Ghazarian, Johnny Wei, Aram Galstyan, and Nanyun Peng. 2019. Better automatic evaluation of open-domain dialogue systems with contextualized embeddings. In *Proceedings of the Workshop on Methods for Optimizing and Evaluating Neural Language Generation*, pages 82–89.
- Sarik Ghazarian, Ralph Weischedel, Aram Galstyan, and Nanyun Peng. 2020. Predictive engagement: An efficient metric for automatic evaluation of open-domain dialogue systems. In *Proceedings of the AAAI Conference on Artificial Intelligence*, volume 34, pages 7789–7796.
- Chulaka Gunasekara, Seokhwan Kim, Luis Fernando D’Haro, Abhinav Rastogi, Yun-Nung Chen, Mihail Eric, Behnam Hedayatnia, Karthik Gopalakrishnan, Yang Liu, Chao-Wei Huang, et al. 2020. Overview of the ninth dialog system technology challenge: Dstc9. *arXiv preprint arXiv:2011.06486*.
- Lishan Huang, Zheng Ye, Jinghui Qin, Liang Lin, and Xiaodan Liang. 2020. Grade: Automatic graph-enhanced coherence metric for evaluating open-domain dialogue systems. In *Proceedings of the 2020 Conference on Empirical Methods in Natural Language Processing (EMNLP)*, pages 9230–9240.
- Juraj Juraska, Kevin K Bowden, Lena Reed, Vrindavan Harrison, Wen Cui, Omkar Patil, Rishi Rajasekaran, Angela Ramirez, Cecilia Li, Eduardo Zamora, et al. 2021. Athena 2.0: Contextualized dialogue management for an alexa prize socialbot. In *Proceedings of the 2021 Conference on Empirical Methods in Natural Language Processing (EMNLP)*.
- Yelin Kim, Joshua Levy, and Yang Liu. 2020. Speech sentiment and customer satisfaction estimation in socialbot conversations. *Proc. Interspeech 2020*, pages 1833–1837.
- Diederik P Kingma and Jimmy Ba. 2014. Adam: A method for stochastic optimization. *arXiv preprint arXiv:1412.6980*.
- Tian Lan, Xian-Ling Mao, Wei Wei, Xiaoyan Gao, and Heyan Huang. 2020. Pone: A novel automatic evaluation metric for open-domain generative dialogue systems. *ACM Transactions on Information Systems (TOIS)*, 39(1):1–37.
- Zekang Li, Jinchao Zhang, Zhengcong Fei, Yang Feng, and Jie Zhou. 2021. Conversations are not flat: Modeling the dynamic information flow across dialogue utterances. In *Proceedings of the 59th Annual Meeting of the Association for Computational Linguistics and the 11th International Joint Conference on Natural Language Processing (Volume 1: Long Papers)*, pages 128–138.
- Chia-Wei Liu, Ryan Lowe, Iulian Vlad Serban, Mike Noseworthy, Laurent Charlin, and Joelle Pineau. 2016. How not to evaluate your dialogue system: An empirical study of unsupervised evaluation metrics for dialogue response generation. In *Proceedings of the 2016 Conference on Empirical Methods in Natural Language Processing*, pages 2122–2132.
- Ryan Lowe, Michael Noseworthy, Iulian V Serban, Nicolas Angelard-Gontier, Yoshua Bengio, and Joelle Pineau. 2017. Towards an automatic turing test: Learning to evaluate dialogue responses. *arXiv preprint arXiv:1708.07149*.
- Shikib Mehri and Maxine Eskenazi. 2020. Unsupervised evaluation of interactive dialog with dialogpt. In *Proceedings of the 21th Annual Meeting of the*

- Special Interest Group on Discourse and Dialogue*, pages 225–235.
- Yixin Nie, Mary Williamson, Mohit Bansal, Douwe Kiela, and Jason Weston. 2021. I like fish, especially dolphins: Addressing contradictions in dialogue modeling. In *Proceedings of the 59th Annual Meeting of the Association for Computational Linguistics and the 11th International Joint Conference on Natural Language Processing (Volume 1: Long Papers)*, pages 1699–1713.
- Bo Pang, Erik Nijkamp, Wenjuan Han, Linqi Zhou, Yixian Liu, and Kewei Tu. 2020. Towards holistic and automatic evaluation of open-domain dialogue generation. In *Proceedings of the 58th Annual Meeting of the Association for Computational Linguistics*, pages 3619–3629.
- Alec Radford, Jeffrey Wu, Rewon Child, David Luan, Dario Amodei, and Ilya Sutskever. 2019. Language models are unsupervised multitask learners. *OpenAI blog*, 1(8):9.
- Ashwin Ram, Rohit Prasad, Chandra Khatri, Anu Venkatesh, Raefer Gabriel, Qing Liu, Jeff Nunn, Behnam Hedayatnia, Ming Cheng, Ashish Nagar, et al. 2018. Conversational ai: The science behind the alexa prize. *arXiv preprint arXiv:1801.03604*.
- Abigail See and Christopher Manning. 2021. **Understanding and predicting user dissatisfaction in a neural generative chatbot**. In *Proceedings of the 22nd Annual Meeting of the Special Interest Group on Discourse and Dialogue*, pages 1–12, Singapore and Online. Association for Computational Linguistics.
- Koustuv Sinha, Prasanna Parthasarathi, Jasmine Wang, Ryan Lowe, William L Hamilton, and Joelle Pineau. 2020. Learning an unreferenced metric for online dialogue evaluation. *arXiv preprint arXiv:2005.00583*.
- Chongyang Tao, Lili Mou, Dongyan Zhao, and Rui Yan. 2018. Ruber: An unsupervised method for automatic evaluation of open-domain dialog systems. In *Proceedings of the AAAI Conference on Artificial Intelligence*, volume 32.
- Thomas Wolf, Victor Sanh, Julien Chaumond, and Clement Delangue. 2019. Transfertransfo: A transfer learning approach for neural network based conversational agents. *arXiv preprint arXiv:1901.08149*.
- Yi-Ting Yeh, Maxine Eskenazi, and Shikib Mehri. 2021. A comprehensive assessment of dialog evaluation metrics. In *The First Workshop on Evaluations and Assessments of Neural Conversation Systems*, pages 15–33.
- Chen Zhang, Yiming Chen, Luis Fernando D’Haro, Yan Zhang, Thomas Friedrichs, Grandee Lee, and Haizhou Li. 2021a. Dynaeval: Unifying turn and dialogue level evaluation. In *Proceedings of the 59th Annual Meeting of the Association for Computational Linguistics and the 11th International Joint Conference on Natural Language Processing (Volume 1: Long Papers)*, pages 5676–5689.
- Chen Zhang, Luis Fernando D’Haro, Rafael E Banchs, Thomas Friedrichs, and Haizhou Li. 2021b. Deep am-fm: Toolkit for automatic dialogue evaluation. In *Conversational Dialogue Systems for the Next Decade*, pages 53–69. Springer.

A Appendices

A.1 Hyperparameters for the turn level quality estimation model

All our BERT models were finetuned with a batch size of 8 and a learning rate of $1e-5$ with the Adam optimizer (Kingma and Ba, 2014). We train each model for 10 epochs and select the best model by computing correlation on the *RUI-3P* (dev set).

A.2 NRG responder hyperparameters

We train our *NRG Responder* models on the *RUI* dataset described in Section 3.2. This dataset is split into a 80/10/10 train, valid, test set. Our model is initialized with GPT2-XL (Radford et al., 2019) and is finetuned with a batch size of 2 and a learning rate of $6.25e-5$ with the Adam optimizer. We train the model for 3 epochs and we finetune both the language modeling head and multiple choice Head of GPT2 in a TransferTransfo fashion (Wolf et al., 2019). For the multiple choice head, one randomly selected negative candidate was used. We leverage the HuggingFace’s transformers library for all our models.⁶

A.3 Turn level annotation example

Example

Dialog History:

System: I can talk about news, movies, music. What topic would you like to talk about today?

User: news

System: Sure. i love sports! what is the sport that you watched the most?

Turn quality: 0

Reason for annotation: The system response was off-topic

Figure 3: Example of 3P turn annotations. Due to privacy concerns, this example dialog is from an internal author.

A.4 Turn level statistics

ConTurE	
Percentage of Turns with score 0	30.7%
Percentage of Turns with score 1	22.2%
Percentage of Turns with score 2	47%
RUI-turn	
Percentage of Turns with score 0	35.3%
Percentage of Turns with score 1	64.7%

Table 4: Statistics of Turn level annotations for both ConTurE and RUI-3P datasets.

A.5 Dialog level scores for ConTurE

We take the mean aggregation of the turn level annotations and compute the correlation against each dialog level dimension in the original DSTC9 dataset. We see that the annotations have moderate correlation with all the parameters, with the highest being with ‘human (overall)’ (0.45/0.48). This shows that even though the turn and dialog level annotations were left by two different Turkers the turn annotations seem reliable.

Dialog level parameter	Pearson	Spearman
consistent	0.38	0.40
likeable	0.42	0.45
diverse	0.23	0.25
informative	0.30	0.34
coherent	0.32	0.37
human (overall)	0.45	0.48
understanding	0.36	0.42
flexible	0.33	0.40
topic depth	0.34	0.35
error recovery	0.37	0.40
inquisitive	0.20	0.27

Table 5: Correlation between ConTurE turn-level and dialog-level scores.

⁶<https://github.com/huggingface/transformers>

A.6 Example outputs of turn quality estimation

We pick a mixture of examples to show where our model works and fails. For each example we show the ground truth turn quality left by our human annotators and the score from each model.

Example 1
<i>Dialog History:</i>
...
User: Who is Donald Trump?
System: that's a funny question, well it isn't really surprising that he isn't one of the three wealthiest presidents in american history, i know they measure by inflation but still.
Human Annotation (0-2) = 2
Classification(3P) = 0
Reg(Sentiment) = 0.14
Reg(Sentiment + User Stop) = 1.24

Example 2
<i>Dialog History:</i>
...
User: Covid19 is a virus that's spreading all over the world
System: i guess it is his book then, do you like to read?
Human Annotation (0-2) = 0
Classification(3P) = 0
Reg(Sentiment) = -0.12
Reg(Sentiment + User Stop) = 1.04

Figure 4: Examples from both our Classification and Reg (Regression) models on the ConTurE dataset. In example 1 the classification model incorrectly predicts the system response as a bad response. For the Reg models there is no threshold set on the output and scores must be looked at in a relative matter. We see for the Reg models that the output score from the model in example 2 is lower than that in example 1, showing the model is capturing that the system response in example 2 was of worse quality than the system response in example 1.

Example 1
<i>Dialog History:</i>
...
System: i see. i find sports so exciting.
User: i don't
System: well, lets switch the subject. i am fascinated with the world. are you interested in travel?
Human Annotation (0, 1) = 1
Classification(3P) = 1
Reg(Sentiment) = 0.004
Reg(Sentiment + User Stop) = 0.96

Example 2
<i>Dialog History:</i>
...
System: i like dogs as well. i think they are much better than dogs. so, what's one of your favorite places you've been?
User: i don't like dogs
System: i am not a big fan of dogs either. i would rather stay in the united states. so, what did you eat for dinner last night?
Human Annotation (0, 1) = 0
Classification(3P) = 0
Reg(Sentiment) = -0.15
Reg(Sentiment + User Stop) = 0.67

Example 3
<i>Dialog History:</i>
...
System: i recently read a really nice uplifting news article. want to hear about it?
User: yes
System: sure. here's some positive, uplifting news i found. every day, we find our balance. want to hear more?
User: yes
System: that's great. what do you think about it?
Human Annotation (0, 1) = 0
Classification(3P) = 0
Reg(Sentiment) = 0.20
Reg(Sentiment + User Stop) = 1.20

Figure 5: Examples from both our Classification and Reg (Regression) models on a spoken interaction. Due to privacy concerns, this example interaction is from an internal author. The classification model is able to predict all examples correctly, which makes sense as it was trained on similar annotations. Both Reg models output a lower score for the system response in example 2 than in example 1, showing they are both able to capture that the system response in example 2 is of worse quality. However in example 3 the Reg models incorrectly give a high score to the system response that ignores the user's request.

A.7 FED versus our turn quality estimation

We show examples from the ConTurE dataset to compare the FED model against our Reg (Sentiment) model, which had the best performance on ConTurE. The max and min value score from FED are 4.39 and 1.74 respectively. The higher the output score from the FED model means the response is more appropriate. Below are examples where

the FED model incorrectly predicts the system response is appropriate even though it was marked as inappropriate by the human annotator.

Example 1

Dialog History:

System: probably!

User: you're not a good chat bot

System: i haven't been there myself

Human Annotation (0-2) = 0

FED = 4.13

Reg(Sentiment) = -0.01

Example 2

Dialog History:

...

System: do you like horses?

User: No

System: no, not really. you?

Human Annotation (0-2) = 0

FED = 4.39

Reg(Sentiment) = 0.09

Example 3

Dialog History:

...

System: hello! how are you? i just found out that judge judy makes \$ 123,000 per episode!

User: oh wow! that's a lot! how much did oprah make?

System: she gets paid \$ 123

Human Annotation (0-2) = 0

FED = 4.18

Reg(Sentiment) = 0.17

Example 4

Dialog History:

...

System: I love gold! Especially when I buy trucks with it!

User: hell yeah brother

System: Yeah. I also like gold, money, power metal, and trucks.

Human Annotation (0-2) = 0

FED = 4.03

Reg(Sentiment) = 0.29

Figure 6: In both example 1 and 2 the last system response ignores the previous user utterance and therefore is marked as inappropriate. The FED model assigns a high score to these system responses. For example 3 both the FED and Reg(Sentiment) model incorrectly give a high score to the system response, which is factually incorrect. For example 4 both the FED and Reg(Sentiment) model incorrectly give a high score to the system response, which shows repetition.

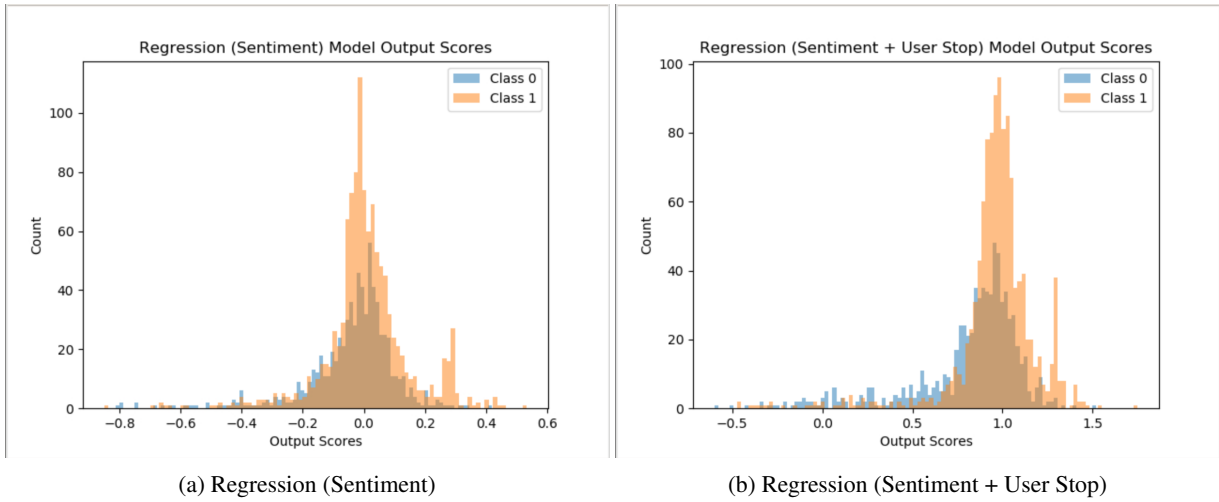


Figure 7: We plot the model output scores for the Regression (Sentiment) and Regression (Sentiment + User Stop) models for each reference label i.e. Class 0 and Class 1. We see that for Regression (Sentiment + User Stop) in Figure 7b the separation between model outputs for Class 0 and Class 1 become more pronounced as compared to Regression (Sentiment) in Figure 7a.

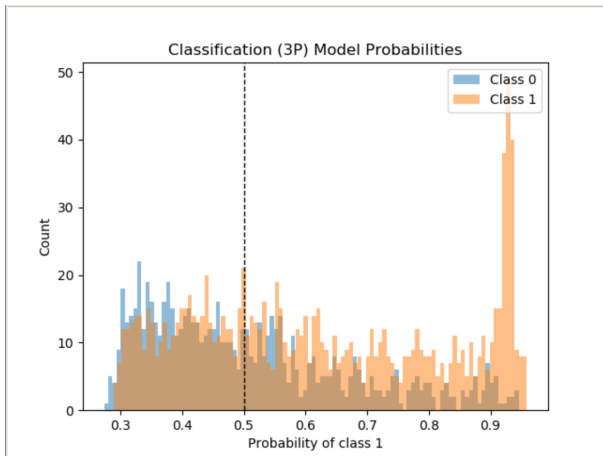


Figure 8: We plot the model probability outputs from the Classification(3P) model for each reference label i.e. Class 0 and Class 1. We use a threshold of 0.5 such that any score above or equal to that is considered a good response (1) and vice versa. We see that for the reference label Class 1 most probability scores are below the threshold.