

Gransformer: Transformer-based Graph Generation

Ahmad Khajenezhad and Seyed Ali Osia and Mahmood Karimian and Hamid Beigy

Abstract—Transformers have become widely used in modern models for various tasks such as natural language processing and machine vision. This paper proposes Gransformer, an algorithm for generating graphs based on the Transformer. We extend a simple autoregressive Transformer encoder to exploit the structural information of the given graph through efficient modifications. The attention mechanism is modified to consider the presence or absence of edges between each pair of nodes. We also introduce a graph-based familiarity measure between node pairs that applies to both the attention and the positional encoding. This measure of familiarity is based on message passing algorithms and contains structural information about the graph. Furthermore, the proposed measure is autoregressive, which allows our mode to acquire the necessary conditional probabilities in a single forward pass. In the output layer, we also use a masked autoencoder for density estimation to efficiently model the sequential generation of dependent edges. Moreover, since we use BFS node orderings, we propose a technique to prevent the model from generating isolated nodes without connection to preceding nodes. We evaluate this method on two real-world datasets and compare it with other state-of-the-art autoregressive graph generation methods. Experimental results have shown that the proposed method performs comparatively to these methods, including recurrent models and graph convolutional networks.

Index Terms—Graph generation, Transformers, autoregressive models, masked autoencoders.

I. INTRODUCTION

Deep graph generation models are currently being used for several applications, ranging from biology to drug discovery to social network analysis. From a general point of view [1], these models can be divided into autoregressive models [2]–[7], autoencoder-based models [8]–[10], adversarial models [11]–[13], reinforcement learning-based methods [14], [15], and flow-based models [16]–[18]. There are various models for task-specific graph generation, although autoregressive methods are state-of-the-art for generating large general graphs. The first autoregressive model, which was introduced by Li et al. [2], used the graph neural networks (GNN) in a very time-consuming manner to generate graphs. You et al. [3] used recurrent neural networks to generate larger graphs in an autoregressive manner. Despite exploiting the structural properties of the graph by using breath-first search (BFS) orderings of nodes, their method did not explicitly benefit from this structure. A method using graph convolutional networks (GCN) was proposed by Liao et al. [4] to address this shortcoming by reducing training and generation time complexity.

Transformers are used instead of recurrent neural networks in modern natural language processing and machine vision

models. However, they are not yet widely used for the graph generation. Fan and Huang [7] used a simple transformer model for conditional graph generation, where the goal is to generate a graph, having another graph as input. The difficulty is incorporating the structural properties of the graph into the transformer model while preserving the autoregressive property. Kawai et al. [6] proposed a model that combines graph convolutional models with a transformer encoder. For each node, their model performs a separate forward pass to satisfy the autoregressive property.

Finally, we address the problem of generating autoregressive graphs using transformers instead of recurrent neural networks [3]. A common method for exploiting the structural properties of the input data is to use graph convolutional networks. Since the graph convolutional layer collects the data from all neighboring nodes of a given node, it violates the autoregressive property. Thus, when we use graph convolutional layers, we need a separate forward pass on a subset of the input graph to compute each conditional probability [4], [6]. Our goal is to propose an alternative model for injecting structural information into our Transformer-based model that retains the autoregressive property and can compute all conditional probabilities in a single forward pass for the entire graph. In the following sections, we will discuss that the method for injecting structural properties is based on random walks and inspired by message passing.

We propose Gransformer, which is an autoregressive transformer-based graph generation model. Gransformer uses a single transformer encoder to compute all the required conditional probabilities in one forward pass. As with some other autoregressive models, such as the models in [3], we use the BFS ordering of the nodes and then reorder the adjacency matrix based on this ordering. Nodes in the network are represented by their masked adjacency vectors, that is, the vectors that indicate their connections to the preceding nodes. There is a unit corresponding to each graph node in each self-attention layer of the transformer encoder. To determine the output of each unit, we apply a lower triangular mask to the layers of self-attention, so that only the information from the preceding nodes is taken into account. In addition, we use a shared Masked Autoencoder for Distribution Estimation (MADE) [19] in the output layer to model the sequential dependency between the edge probabilities of a given node. MADE is a well-known and efficient autoregressive model that has inspired other generative models such as [20], [21]; MADE helps us easily model the dependency of edge generation and efficiently generate edge probabilities all at once.

While You et al. [3] benefit the graph structure by using BFS orderings of the nodes, they do not explicitly utilize the structural properties of the graph. Liao et al. [4] and Kawai et al. [6] use graph convolutional networks to solve this problem.

The authors are with the Department of Computer Engineering, Sharif University of Technology, Tehran, Iran.
E-mails: {khajenezhad, osia, mkarimian}@ce.sharif.edu and beigy@sharif.edu.

However, for satisfying the autoregressive property, they need to perform $\mathcal{O}(n)$ forward passes to compute the likelihood of the graph. To integrate the structural properties of the graph to the single forward pass of a transformer encoder, we use the following two techniques: first, we change the attention formulation of the model according to the presence or absence of edges between each pair of nodes. Second, we introduce a measure of familiarity between each pair of nodes and use it to modify the attention mechanism and the positional encoding formula. This measure is derived from the message passing algorithm and represents the structural proximity between two nodes. This measure is also autoregressive since the familiarity function of nodes j and i ($j \geq i$) is computed only from the subgraph that contains the first j nodes of the graph. Finally, since we are using the BFS order, we prevent our model from generating isolated nodes by manipulating the probability distribution to assign zero probabilities to zero vectors; we then address how to sample from this manipulated distribution.

Our contribution can be summarized as follows:

- We propose a graph generation model with a single transformer encoder that utilizes the graph’s structural properties.
- To model edge dependencies efficiently, we propose using a shared MADE in the output layer.
- With the help of the presence or absence of edges between each pair of nodes, we modify the attention mechanism of the transformer model.
- An autoregressive familiarity measure between nodes is introduced to represent the structural properties of the graphs. In both attention layers and positional encoding, we use this measure.
- The model is prevented from generating isolated nodes using a proper sampling method based on the corresponding probability distribution.

In this paper we tackle the problem of generating simple undirected graphs, with no self loops, no duplicate edges and no node or edge labels. However, Gransformer can be easily extended to handle these cases.

The rest of this paper is organized as follows: In Section III we present the proposed method. First, we discuss the transformer and the basic skeleton of the model. Then we state how MADE is used for dependent edge generation, explain our ideas for integrating graph structural properties, and discuss the strategy to avoid generating all zeros adjacency vectors. Experimental results are presented in Section IV. Finally, Section V concludes the paper.

II. RELATED WORK

In this section, we briefly review research in graph generation. Existing models for generating deep graphs can be categorized from different points of view. Some models generate an entire graph at once [8], [9], [22], while others generate a graph node by node [3], [23], [24], edge by edge [25]–[27], or block by block [4], [28].

As mentioned in the previous section, graph generation models can be divided into autoencoder models [8]–[10], adversarial models [11]–[13], reinforcement learning methods

[14], [15], flow-based models [16]–[18], and autoregressive models [2]–[7].

The models can also be classified by the type of graphs they can generate. Some models can generate graphs with node or edge features [6], [23], [24], [27], while some others only aim to generate graphs without features [3], [4], [25], [26]. In addition, some models may incorporate specific constraints in their construction process to generate graphs with certain features, such as chemical rules in molecule generation [14].

Another distinguishing feature is how these models use the structural properties of the input graphs. Some models use either the graph convolutional layers [4], [8], [9] or other graph neural networks [2], and some other ones use random walk [11], [29]. The models that generate the graph sequentially also benefit from the structural information by using node orders based on specific graph traversals such as BFS [3], [4].

Furthermore, autoencoder-based graph generators can be divided into methods that use a single graph as training data [8], [30], [31] and those that use a collection of graphs as training data [9], [22].

It is worth noting that the graph generation problem is closely related to the node embedding problem, as many graph generation models use node embedding as an intermediate step [14], [32]. Furthermore, many graph generation models use similar graph processing techniques as node embedding models. For example, there are deep node embedding models based on random walks [33]–[35] and graph convolutional networks [?], [36].

III. PROPOSED METHOD

In this section, we first discuss transformers and how they are related to graph neural networks. Then we present how a transformer can be used for the task of graph generation. Two main challenges are the generation of dependent edges and the usage of structural information, which we will address. Finally, we discuss how to prevent the model from generating isolated nodes.

A. Transformer and Graph Generation

Transformer adopts an encoder-decoder architecture. The encoder transforms the input sequence into another sequence. Utilizing the encoder’s output, the decoder generates the output sequence in an autoregressive manner. Encoders and decoders can also be used independently to solve different problems. For instance, BERT is a transformer encoder for language understanding [37], while GPT-3 is a state-of-the-art natural language generative model based on a transformer decoder [38]. Transformer decoder takes two sequences, the output of the encoder and the target sequence that it aims to generate. Since we have a single sequence in our task that works both as the input and output of the model, we use the encoder of the transformer structure, but we use the decoder’s mask to satisfy the autoregressive property. This mask restricts the i -th unit in each layer to be computed just from the first i units of the previous layer.

The Transformer adopts an encoder-decoder architecture. The encoder part transforms the input sequence into another

sequence. The decoder generates the output sequence in an autoregressive manner by utilizing the encoder’s output. Encoders and decoders can also be used independently to solve different problems. For instance, BERT is a transformer encoder for language understanding [37], while GPT-3 is a state-of-the-art natural language generative model based on a transformer decoder [38]. The Transformer decoder takes two sequences, the output of the encoder and the target sequence that it aims to generate. Since we have a single sequence in our task that works both as the input and output of the model, we use the encoder of the transformer structure. But we use the decoder’s mask to satisfy the autoregressive property. This mask restricts the i -th unit in each layer to be computed just from the first i units of the previous layer.

The main building block of encoder and decoder is the self-attention layer that learns a weighting function, computing the weighted sum of input *values* V and provides the output. Also the weights assigned to V is computed by a compatibility function between *queries* Q , and the corresponding *keys* K [39]. For the t -th attention layer, input vectors $v_1^{(t)}, v_2^{(t)}, \dots, v_{n+1}^{(t)}$ (the rows of matrix $V^{(t)}$) will be transformed to output vectors $v_1^{(t+1)}, v_2^{(t+1)}, \dots, v_{n+1}^{(t+1)}$ (the rows of matrix $V^{(t+1)}$) through the following equations.

$$Att^{(t)} = M \odot \text{softmax} \left(\frac{Q^{(t)} \times K^{(t)T}}{\sqrt{d_k}} \right), \quad (1)$$

$$Q^{(t)} = V^{(t)} \times W_Q^{(t)} + b_Q^{(t)}, \quad (2)$$

$$K^{(t)} = V^{(t)T} \times W_K^{(t)} + b_K^{(t)}, \quad (3)$$

$$V^{(t+1)} = Attn^{(t)} \times \left(V^{(t)} \times W_V^{(t)} + b_V^{(t)} \right), \quad (4)$$

where $Attn^{(t)}$ is the attention of the units in the $t+1$ -th layer to the units in the t -th layer, $W_Q^{(t)}, W_K^{(t)}, W_V^{(t)}, b_V^{(t)}, b_Q^{(t)}$ and $b_K^{(t)}$ are trainable parameters of the model. M is the mask matrix, and \odot denotes the element wise multiplication.

Based on the graph convolutional networks paradigm, the Transformer encoder is similar to an attention-based graph convolutional network on a fully connected graph. In each self-attention layer of this network, the attention of each unit to another unit assumes a hypothetical edge between the corresponding pair of nodes, regardless of the existence of an edge between them in the original graph. Since without considering a mask, every unit in the encoder has attention to all the units, this structure is similar to the graph convolution on a fully connected layer. Using the decoder’s mask, this structure would be similar to graph convolution on a directed graph in which there are edges from each node to all subsequent nodes.

Let us now discuss how to use the Transformer encoder to generate graphs. The autoregressive model generates a graph by generating an edge by edge, and a node by node, in a sequential manner. Given an incomplete graph of $k-1$ nodes, the proposed model must be able to decide about the k -th node. It has to estimate the probability of connecting the k -th node to any of the preceding $k-1$ nodes. To generate a graph G , we first estimate the number of nodes, n , using an empirical estimation of the graph sizes. Moreover, similar to

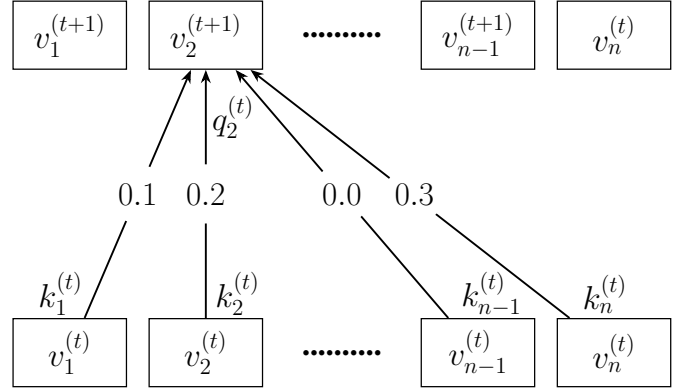


Fig. 1. The schema of the self-attention layer of the transformer encoder. As illustrated in this figure, for each $1 \leq i \leq n$, the value $v_i^{(t+1)}$ is computed from values $v_j^{(t)}$ for all $1 \leq j \leq n$. From this point of view, this layer is similar to a graph convolutional layer on a fully connected graph. When we are using an autoregressive mask, $v_i^{(t+1)}$ would be computed from values $v_j^{(t)}$ for all $1 \leq j \leq i$. This operation is similar to a graph convolutional layer on a fully connected directed acyclic graph.

previous autoregressive models, we use a node ordering π of nodes for the sequential graph generation. Therefore we have

$$P(G) = P(n) \sum_{\pi} P(\pi) P(G|\pi). \quad (5)$$

We use the empirical estimation of $P(n)$ for the graph generation. In addition, in the training phase, the network is fed by training graphs, which are naturally sampled from $P(n)$. Therefore, it remains to learn $\sum_{\pi} P(\pi) P(G|\pi)$.

Moreover, using a uniform distribution, $P(\pi)$ can be ignored on all BFS orders, and all that remains is to learn a model to estimate $P(G|\pi)$. Assuming any order π of nodes, we use the probability chain rule for graph generation and graph density estimation.

Let A^{π} be the adjacency matrix of the graph of size n under the ordering π . Let L^{π} be the lower triangular form of A^{π} . Let L_i^{π} also be the i -th row of L^{π} . We encode a graph with the sequence of vectors $L_1^{\pi}, L_2^{\pi}, \dots, L_n^{\pi}$. We need a model that can generate L_{i+1}^{π} using $L_1^{\pi}, L_2^{\pi}, \dots, L_i^{\pi}$. In other words, by following the probability chain rule, we will find that:

$$P(G|\pi) = P(A^{\pi}|\pi) = \prod_i P(L_i^{\pi}|L_1^{\pi}, \dots, L_{i-1}^{\pi}) \quad (6)$$

Therefore, we need the transformer model to estimate every one of these n conditional probabilities. The sequence of the input vectors to the transformer encoder would be $Start, L_1^{\pi}, L_2^{\pi}, \dots, L_n^{\pi}$ and its output vectors would be $y_1^{\pi}, y_2^{\pi}, \dots, y_n^{\pi}, End$, where $Start$ and End are the padding vectors. The i -th element of y_k ($i < k$) determines the probability of putting an edge between the k -th node and the i -th node. Therefore, since $L_1^{\pi}, \dots, L_n^{\pi}$ are binary vectors, the target sequence of the vectors in the output layer is $L_1^{\pi}, L_2^{\pi}, \dots, L_n^{\pi}, End$. We use a lower triangular matrix as the mask matrix i.e., M in Equation (1), to guarantee that y_k is computed only from the first k inputs i.e., from $L_1^{\pi}, \dots, L_{k-1}^{\pi}$.

Figure 2 shows the schema of the proposed model. The model described so far is similar to the encoder part of the transformer network. However, it uses the decoder’s mask, so that unit i in each layer would be allowed to have attended only to the first i units of the previous layer. In the following subsection, we describe the proposed extensions for the task of graph generation.

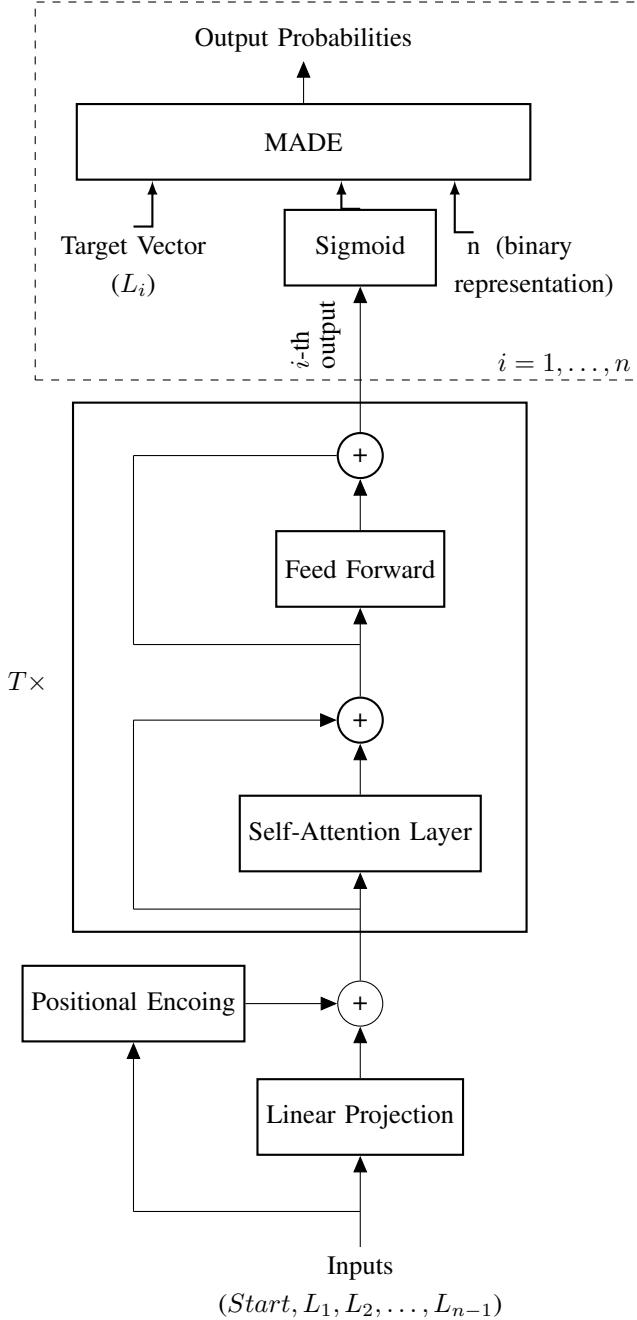


Fig. 2. Schema of the GTransformer model. Notice that the autoregressive (MADE) network used at the output layer is shared between all the n output vectors of the transformer encoder.

B. Dependent Edge Generation

Suppose that we only use a masked transformer encoder, without using any extra layers at its output layer. Then, the

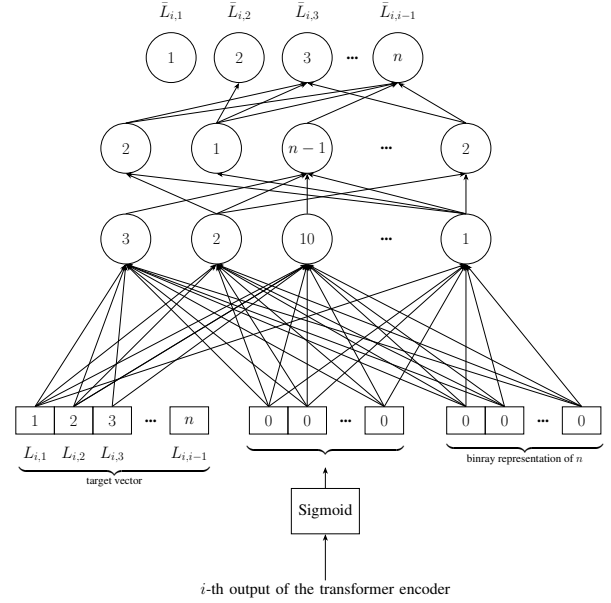


Fig. 3. Here is an example of a MADE network appearing at the output layer. Numbers written on the network units and inputs are the tags. Masked connections have been removed in this figure. The i -th output of the transformer encoder contains the information from the $i - 1$ preceding nodes of the graph. Therefore, it is tagged by zero to be used by all the output units. The target vector contains the information of the edges connecting the i -th node to the preceding nodes. The network masks guarantee that the j -th output unit uses only the first $j - 1$ elements of the target vector. It is worth noting that only the first $i - 1$ elements of \bar{L}_i are of our interest, and the rest will be treated as zero. To keep the figure simple and sparse, we ignored drawing direct links from the input layer to the output layer.

output sequence of the vectors from the transformer encoder will act as the probability estimation of the adjacency vectors. In other words, the first $i - 1$ elements of the i -th output vector would represent the probability of the presence of the edges between node i and nodes $1, 2, \dots, i - 1$. All these $i - 1$ values are computed from the first $i - 1$ input vectors. Therefore, the resulted probability for connecting node i to node j ($j < i$) depends only on the edges such as $\langle t, s \rangle$ that $t, s < i$. However, it is obvious that knowing the existence or absence of the edges $\langle 1, i \rangle, \langle 2, i \rangle, \dots, \langle (j-1), i \rangle$ has a significant impact on the decision about the existence of the edge $\langle j, i \rangle$. Therefore, we can extend the equation (6) to also capture the sequential generation of edges:

$$P(G|\pi) = \prod_{i=1}^n \prod_{j=1:i-1} P(L_{ij}^\pi | L_1^\pi, \dots, L_{i-1}^\pi, L_{i,1}^\pi, \dots, L_{i,j-1}^\pi) \quad (7)$$

To model this dependency, You et al. used an additional recurrent neural network in their model for sequential edge

generation, which means additional training time [3]. Also, Liao et al. proposed using a mixture to capture the correlation between edges [4]. However, this only increases the ability of their method to model more complex edge distributions. However, it does not fully model the dependence between edges of individual nodes (or blocks in their proposed approach).

We propose to use the Masked Autoencoder for Density Estimation (MADE) [19] for sequential edge generation. MADE is a fully connected feed-forward autoencoder where each unit has a tag in $\{1, 2, \dots, n\}$. Also, the n units in the input layer and the n units in the output layer have labels $1, 2, \dots, n$. Connection from a node with label i to another node labeled j in the following layer will be masked if $i > j$. All paths from input nodes that have labels $j+1, j+2, \dots, n$ to nodes with labels j in the following layers will be blocked using this mask set. In the same way, it can be shown that the label of each node determines the subset of input units that are allowed to have a path to that node. Therefore, this masking strategy satisfies the autoregressive property.

We use a single MADE with shared parameters for generating the edges of all nodes. In the original MADE network, the input is exactly the target vector, which is supposed to be estimated in the output layer. Here, the target vector for the i -th node is the adjacency vector of the node i that we want to see in the output layer of MADE. Therefore, for node i , we feed L_i into the MADE network, and it tries to estimate L_i in the output. But, as shown in figure 2, in addition to the target vector, we feed two more inputs to the MADE network: n , which is the number of nodes and the i -th output vector of the transformer encoder. Additional information from the other two inputs can be incorporated fully into the reconstruction of the target vector in the output layer, so they are tagged as 0 in the input layer, despite the target vector in the input layer which should have tags from 1 to n . The experimental results show that adding direct links from the input units of MADE to the output units with larger tags has a significant impact on the results. Figure 3 illustrates how we use the MADE network to generate the i -th output vector.

C. Using Graph Structural Properties

As mentioned earlier, the Gransformer is based on the Transformer, which was originally proposed for natural language processing. In NLP tasks, the input text to the Transformer model is represented by a sequence of one-hot vectors. Similarly, we represent an input graph for our model by a sequence of vectors, $L_1^\pi, L_2^\pi, \dots, L_n^\pi$. However, this representation does not explicitly specify the structural information of the graph that can be used during the training and generation process.

In previous work, graph convolutional networks have been used for this purpose [2], [4], [6]. To infer a new node (or a new block of nodes) and its connecting edges to the previous nodes, these models consider the subgraph of the existing nodes and apply multiple graph convolutional layers on it. Therefore, $\mathcal{O}(n)$ forward passes are needed to compute the loss function. However, we intend to combine the structural graph information with our transformer-based model such that the loss function can be calculated in a single forward pass.

In Sections III-C1 and III-C2 we will discuss two techniques we have proposed for this goal.

1) *Using Presence/Absence of Edges*: In a regular transformer encoder, each node can attend to all the nodes in the previous layer. As with the transformer decoder, we restrict it to have attention to the preceding nodes using autoregressive masks. But even in this way, we do not use the structural information of the graph and ignore the edges.

Using different sets of key/query/value parameters for pairs of nodes with an edge between them and pairs of nodes without an edge between them allows us to import the structural information of the graph into our proposed model. To be more specific, we can rewrite the Equations (1), (2), (3) and (4) in the following form:

$$Att_1^{(t)} = M \odot \text{softmax} \left(\frac{Q_1^{(t)} \times K_1^{(t)T}}{\sqrt{d_k}} \right), \quad (8)$$

$$Att_2^{(t)} = M \odot \text{softmax} \left(\frac{Q_2^{(t)} \times K_2^{(t)T}}{\sqrt{d_k}} \right), \quad (9)$$

$$Q_1^{(t)} = V_1^{(t)} \times W_{Q1}^{(t)} + b_{Q1}^{(t)}, \quad (10)$$

$$Q_2^{(t)} = V_2^{(t)} \times W_{Q2}^{(t)} + b_{Q2}^{(t)}, \quad (11)$$

$$K_1^{(t)} = V_1^{(t)} \times W_{K1}^{(t)} + b_{K1}^{(t)}, \quad (12)$$

$$K_2^{(t)} = V_2^{(t)} \times W_{K2}^{(t)} + b_{K2}^{(t)}, \quad (13)$$

$$V_1^{(t+1)} = Att_1^{(t)} \times (V^{(t)} \times W_{V1}^{(t)} + b_{V1}^{(t)}), \quad (14)$$

$$V_2^{(t+1)} = Att_2^{(t)} \times (V^{(t)} \times W_{V2}^{(t)} + b_{V2}^{(t)}), \quad (15)$$

$$V^{(t+1)}(i, j) = \begin{cases} V_1^{(t+1)} & \text{if } A(i, j) = 1 \\ V_2^{(t+1)} & \text{if } A(i, j) = 0 \end{cases} \quad (16)$$

This concept duplicates the computation time without changing the order of time complexity.

2) *Autoregressive Graph-based Familiarities*: This section aims to define a familiarity function K with desired properties between pairs of nodes. To be more precise, K would be

- 1) based on the graph structure; or represent the graph structural information,
- 2) autoregressive; i.e., if $i > j$ then $K(i, j)$ is a constant value and if $i \leq j$ then $K(i, j)$ is computed only from the subgraph of the first j nodes.
- 3) efficiently computable for all the node pairs.

We define K as follows:

$$K(i, j) = \text{sigmoid} (f (g_0(i, j), \dots, g_{n_k}(i, j))), \quad (17)$$

$$g_k(i, j) = \log(1 + m_k(i, j)), \quad (18)$$

where $f(\cdot)$ is a two-layers MLP with a ReLU activation function in the first layer and a linear activation function in the second layer. $m_k(i, j)$ denotes the number of paths of length k from node i to node j in the subgraph containing nodes 1 to j . The path means any sequence of nodes in which every two consecutive nodes are connected (so a node can appear more than once in a path). It is clear that if $j < i$, then according to the definition $m_k(i, j) = 0$ for all values of k , and consequently $K(i, j)$ will be a constant value, independent

of i and j . We used the logarithm in (18) for two reasons: first, it bounds the input values to network f ; otherwise, it faces numerical overflows for its parameter values during the training process. Second, it intuitively makes sense that as the number of paths increases, the difference between two values for the number of paths is less important. For example, one path between two nodes versus no paths is more informative than the existence of 21 paths between two nodes versus 20 paths. On the other hand, the logarithm function is concave and satisfies this condition.

Here we briefly justify why the number of paths of length k between pairs of nodes is an appropriate value to represent the structural information of the graph. We consider a process of message passing on a subgraph of the first j nodes in which each node passes its value to all its neighbors at each step. Following this algorithm, the initial message on node i is received exactly $m_k(i, j)$ times by the j -th node in step k . It is worth noting that most graph convolutional layers and graph kernels based on random walks can be restated by special forms of message passing. In spatial graph convolutional layers, for example, the vector at each node is computed by aggregating the vectors (or equivalent messages) from its neighboring nodes, followed by a nonlinear activation function.

We now explain how to calculate $m_0(\cdot, \cdot), \dots, m_{n_k}(\cdot, \cdot)$ efficiently. We define M_k as an upper triangular matrix whose elements in the i -th row and j -th column equals to $m_k(i, j)$. Clearly, M_0 is an identity matrix. Let A be the adjacency matrix of the graph and $A(i, j)$ be the element in row i and column j . Assume that we have computed the function $m_{k-1}(\cdot, \cdot)$ or equivalently M_{k-1} . Obviously, each path of length k from i to j that uses only the first j nodes, constitutes of a first step from node i to a node $t \in \{1, 2, \dots, j\}$ and a path of length $k-1$ from node t to node j that uses only the first j nodes. Therefore for $i \leq j$ we have:

$$\begin{aligned} m_k(i, j) &= \sum_{1 \leq t \leq j} A(i, t) \times m_{k-1}(t, j) \\ &= \sum_{1 \leq t \leq n} A(i, t) \times m_{k-1}(t, j) \\ &= [A \times M_{k-1}](i, j) \quad \text{if } i \leq j \end{aligned} \quad (19)$$

The second line of the above equation is because for $t > j$, we have $m_{k-1}(t, j) = 0$. Similarly, for m_k we must have $i > j \Rightarrow m_k(i, j) = 0$. Therefore

$$M_k = \text{tri_up}(A \times M_{k-1}), \quad (20)$$

where the operator tri_up converts its input matrix to an upper triangular matrix.

Computing this measure for all node pairs needs k multiplications of $n \times n$ matrices, which can theoretically be run either in $\mathcal{O}(kn^{2.3728596})$ [40], but practically in $\mathcal{O}(kn^{2.8074})$ [41] or $\mathcal{O}(kne)$ for sparse graphs, where e is the number of edges (because one of the matrices in each multiplication is the adjacency matrix). In addition, n_k is an integer parameter in the familiarity measure, which we set to 16 in our experiments.

Finally, we will indicate the utilization of the familiarity measure (17) in our model. We multiply the familiarity func-

tion to the attention in each layer. In other words we modify the attention defined in Equation (1) in the following form:

$$\text{Att}^{(t)} \leftarrow \text{Att}^{(t)} \odot \mathcal{K}^T, \quad (21)$$

where \mathcal{K} is an $n \times n$ matrix containing $K(i, j)$ for all values of i and j . It is worth noting that the familiarity function defined in Equation (17) contains a two-layer neural network f . This neural network can have different parameter values in different layers of our model. These parameters will be learned with other network parameters through the training process.

Similarly, we propose a positional encoding for the nodes based on $m_k(\cdot, \cdot)$ for $k \in \{0, 2, \dots, n_k\}$. The intuition is that if we put a one-hot vector on each vector representing its index and let these vectors propagate over the subgraph of the first j nodes for k times, then the i -th element of the final vector (after k steps of message passing) on the j -th node will be $m_k(i, j)$. So we define the positional encoding of node j as follows:

$$\text{pos_enc}(j) = f_1(h_0(j), h_1(j), \dots, h_{n_k}(j)), \quad (22)$$

$$h_k(j) = f_2(g_k(1, j), g_k(2, j), \dots, g_k(j, j)), \quad (23)$$

where f_1 is a one-layer MLP (a linear projection with a bias) and f_2 is a two layers MLP with a ReLU activation function in the first layer and a sigmoid activation function in the second layer. Also, g_k is given in Equation (18).

D. Avoiding Isolated Nodes

When generating the k -th node, our model should decide its connection to the preceding $(k-1)$ nodes. In other words, it should try to estimate the first $(k-1)$ elements of L_k^π (because the other elements of this vector are equal to zero according to the definition.) Since we use BFS orders for training, we should generate graphs in the BFS sequences. However, when we consider a BFS ordering of the nodes of a graph, each node like v (except the root node) has a parent node in the BFS tree (p_v). In this ordering, p_v appears at a position before v . Therefore, adding an isolated node, which does not connect to any of the preceding nodes, is not allowed. However, our model so far has nothing to satisfy this condition. You et al. [3] allows the isolated nodes to be generated and remove them after generating the graph. However, it will disturb the distribution of the generated graph sizes. In this section, we tackle this problem by distributing the probability of the all-zeros vector among valid vectors. Let the binary vector $\mathbf{y} = \langle y_1, y_2, \dots, y_{k-1} \rangle$ denote the model estimation of the first $k-1$ bits of L_k^π , and $P(\mathbf{y})$ denote the probability of generation of \mathbf{y} .

We define the new density function \tilde{P} over $k-1$ -bits binary vectors as follows:

$$\tilde{P}(\mathbf{y}) = \begin{cases} 0 & \text{if } y_1 = \dots = y_{k-1} = 0 \\ \frac{P(\mathbf{y})}{1-P(\bar{0})} & \text{otherwise} \end{cases} \quad (24)$$

Computation of the new loss function (the new negative log-likelihood) during the training process is easy; it just needs an extra computation of $P(\bar{0})$. However, generation is a bit challenging. A simple method for generating samples from \tilde{P} is generating samples from P and reject all-zeros samples.

But this sampling method is likely to be trapped in long-lasting rejection loops, especially for generating sparse graphs.

In order to sample from $\tilde{P}(\mathbf{y})$ sequentially, it is sufficient to compute $\tilde{P}(Y_i = 1 | y_1, y_2, \dots, y_{i-1})$. We prove the following theorem to show how we can efficiently sample binary vectors from \tilde{P} .

Theorem 1. *For a fixed set of values for y_1, y_2, \dots, y_{i-1} , if we denote $P(Y_i = 1 | y_1, \dots, y_{i-1})$ by P_i then*

$$\tilde{P}(Y_i = 1 | y_1, \dots, y_{i-1}) = \begin{cases} P_i & \text{if } \exists j < i : y_j = 1 \\ P_i \times \frac{\prod_{1 \leq j < i} P(y_j | y_1, \dots, y_{j-1})}{\prod_{1 \leq j < i} P(y_j | y_1, \dots, y_{j-1}) - P(\bar{0})} & \text{otherwise.} \end{cases} \quad (25)$$

For the special case of $i = 1$,

$$\tilde{P}(Y_1 = 1) = P(Y_1 = 1) \times \frac{1}{1 - P(\bar{0})}. \quad (26)$$

Proof. We first define the following sets:

$$A_y^{(i)} \triangleq \{ \langle a_1, \dots, a_{k-1} \rangle \in \{0, 1\}^{k-1} | \forall j < i : a_j = y_j \} \quad (27)$$

$$A_0^{(i)} \triangleq \{ \langle a_1, \dots, a_{k-1} \rangle \in \{0, 1\}^{k-1} | a_i = 0 \} \quad (28)$$

$$A_1^{(i)} \triangleq \{ \langle a_1, \dots, a_{k-1} \rangle \in \{0, 1\}^{k-1} | a_i = 1 \} \quad (29)$$

In other words, A_y is the set of all binary sequences of length $k - 1$ whose first $(i - 1)$ elements are equal to y_1, y_2, \dots, y_{i-1} . A_0 represents all binary sequences of length $k - 1$ whose i -th element is equal to 0, and A_1 represents all binary sequences of length $k - 1$ whose i -th element is equal to 1. As a result, it follows that

$$\begin{aligned} \tilde{P}(Y_i = 1 | y_1, \dots, y_{i-1}) &= \frac{\tilde{P}(A_y^{(i)} \cap A_1^{(i)})}{\tilde{P}(A_y^{(i)})} \\ &= \frac{\tilde{P}(A_y^{(i)} \cap A_1^{(i)})}{\tilde{P}(A_y^{(i)} \cap A_0^{(i)}) + \tilde{P}(A_y^{(i)} \cap A_1^{(i)})}. \end{aligned} \quad (30)$$

Since $A_y^{(i)} \cap A_1^{(i)}$ does not include the zero vector, and respecting the definition of distribution $\tilde{P}(\cdot)$ in Equation (24), we infer that

$$\begin{aligned} \tilde{P}(A_y^{(i)} \cap A_1^{(i)}) &= \sum_{c \in A_y^{(i)} \cap A_1^{(i)}} \tilde{P}(c) \\ &= \sum_{c \in A_y^{(i)} \cap A_1^{(i)}} \frac{P(c)}{1 - P(\bar{0})} = \frac{P(A_y^{(i)} \cap A_1^{(i)})}{1 - P(\bar{0})} \\ &= \frac{P(Y_i = 1 | y_1, \dots, y_{i-1}) \prod_{1 \leq j < i} P(y_j | y_1, \dots, y_{j-1})}{1 - P(\bar{0})}. \end{aligned} \quad (31)$$

If at least one of y_1, \dots, y_{i-1} is equal to 1, then $A_y^{(i)} \cap A_0^{(i)}$ does not include the zero vector as well, and we can infer in a similar way that

$$\tilde{P}(A_y^{(i)} \cap A_0^{(i)}) = \frac{P(Y_i = 0 | y_1, \dots, y_{i-1}) \prod_{1 \leq j < i} P(a_j | y_1, \dots, y_{j-1})}{1 - P(\bar{0})}. \quad (32)$$

Hence, respecting Equation (30) we conclude that

$$\text{if } \exists j < i : y_j = 1 \text{ then } \tilde{P}(Y_i = 1 | y_1, \dots, y_{i-1}) = P(Y_i = 1 | y_1, \dots, y_{i-1}) = P_i. \quad (33)$$

But if $A_y^{(i)} \cap A_0^{(i)}$ contains the zero vector, it means that

$$y_1 = y_2 = \dots = y_{i-1} = 0. \quad (34)$$

In this case we have:

$$\begin{aligned} \tilde{P}(A_y^{(i)} \cap A_0^{(i)}) &= \sum_{c \in A_y^{(i)} \cap A_0^{(i)}} \tilde{P}(c) = \\ &= \sum_{\substack{c \in A_y^{(i)} \cap A_0^{(i)} \\ c \neq \bar{0}}} \frac{P(c)}{1 - P(\bar{0})} = \frac{P(A_y^{(i)} \cap A_0^{(i)}) - P(\bar{0})}{1 - P(\bar{0})} = \\ &= \frac{P(Y_i = 0 | y_1, \dots, y_{i-1}) \prod_{1 \leq j < i} P(y_j | y_1, \dots, y_{j-1}) - P(\bar{0})}{1 - P(\bar{0})}. \end{aligned} \quad (35)$$

Putting Equations (31) and (35) into Equation (30), it follows that when $y_1 = \dots = y_{i-1} = 0$, then we have

$$\tilde{P}(Y_i = 1 | y_1, \dots, y_{i-1}) = \frac{P_i \prod_{1 \leq j < i} P(y_j | y_1, \dots, y_{j-1})}{\prod_{1 \leq j < i} P(y_j | y_1, \dots, y_{j-1}) - P(\bar{0})} \quad (36)$$

For the special case of $i = 1$, it is clear that

$$\tilde{P}(Y_1 = 1) = \tilde{P}(A_1^{(1)}), \quad (37)$$

and since $A_1^{(1)}$ does not include the zero vector, according to the definition of distribution $\tilde{P}(\cdot)$ in Equation (24) we have

$$\begin{aligned} \tilde{P}(A_1^{(1)}) &= \sum_{c \in A_1^{(1)}} \tilde{P}(c) \\ &= \sum_{c \in A_1^{(1)}} P(c) \times \frac{1}{1 - P(\bar{0})} \\ &= P(Y_1 = 1) \times \frac{1}{1 - P(\bar{0})} \end{aligned} \quad (38)$$

□

Therefore, it is obvious that using theorem 1 the model can sequentially sample $k - 1$ bits y_1, \dots, y_{k-1} in a total time of $\mathcal{O}(k)$.

IV. EXPERIMENTAL RESULTS

This section presents our experiments to compare Gransformer with state-of-the-art methods. The implementation of the proposed model and the datasets used in our experiments are available anonymously from <https://github.com/Gransformer/Gransformer>.

TABLE I
MMD SCORES OF DIFFERENT GENERATIVE MODELS

Method	Ego dataset			Protein dataset		
	Deg.	Clus.	Orbit	Deg.	Clus.	Orbit
GraphRNN-S	0.16 (0.08)	0.06 (0.06)	0.13 (0.09)	0.21 (0.02)	0.19 (0.05)	0.15 (0.02)
GraphRNN	0.13 (0.03)	0.50 (0.03)	0.03 (0.001)	0.03 (0.004)	1.05 (0.007)	0.53 (0.02)
GRAN	0.29 (0.03)	0.05 (0.02)	0.06 (0.01)	0.05 (0.01)	0.23 (0.05)	0.13 (0.12)
Gransformer	0.04 (0.01)	0.19 (0.05)	0.03 (0.01)	0.06 (0.02)	0.50 (0.13)	0.10 (0.02)

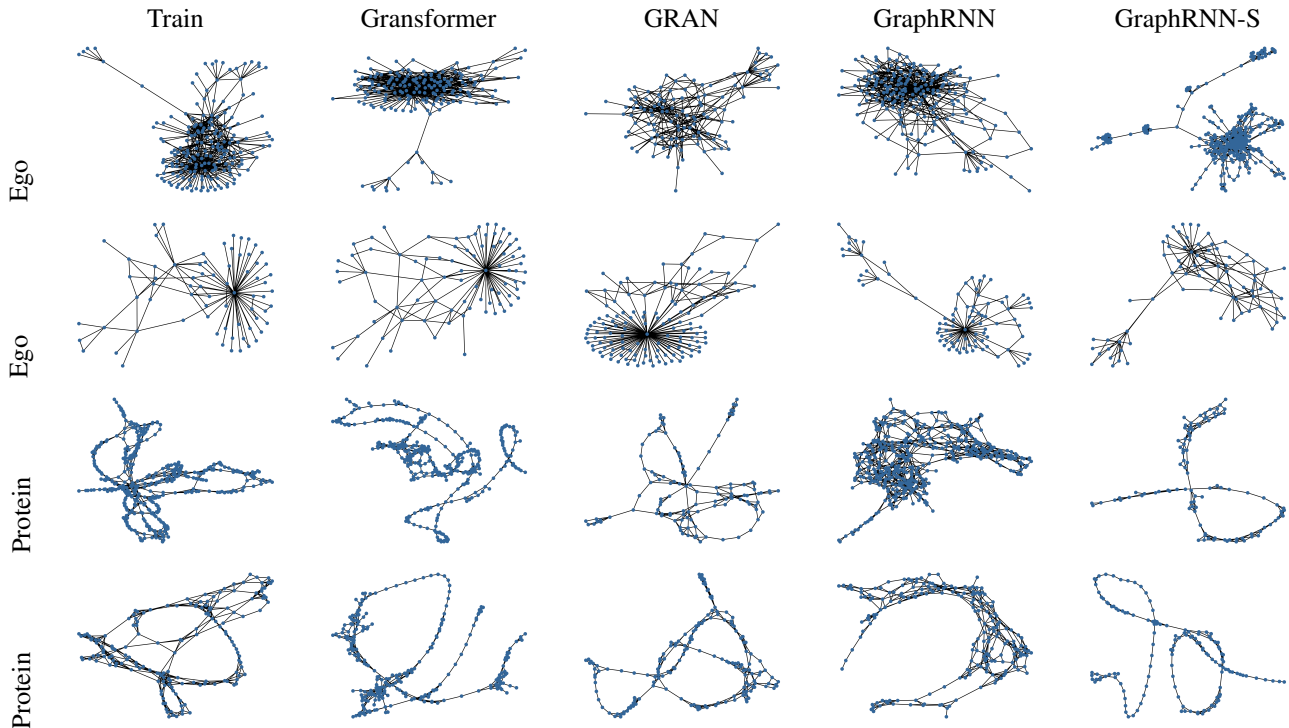


Fig. 4. Sample graphs from training set and generated by different methods.

TABLE II
IMPROVEMENTS CAUSED BY DIFFERENT PARTS OF GRANSFORMER - EGO DATASET

Method	Train NLL	Test NLL
Gransformer without graph structural information and MADE	886.73	1021.68
Gransformer without graph structural information	821.68	949.75
Gransformer	789.33	907.12

A. Datasets

We run our experiments on the following two real-world datasets used in [3]. We used 20% of each dataset as test data and the other 80% as the training set.

Ego A dataset containing 757 graphs representing documents (as nodes) and their citations (as edges) extracted from the Citeseer network [42]. Graphs

have from 50 up to 399 nodes.

ProteinA dataset of 918 protein graphs [43]. Nodes are amino acids and geometrically close nodes are connected in the graph. Graph sizes vary from 100 to 500.

For these datasets, we used models with $T = 6$ attention layers with the hidden size of 400.

B. Evaluation Metrics

To compare the generated set of graphs with the actual test data, You et al. [3] suggested using the Maximum Mean Discrepancy (MMD) of several graph statistics to compare all moments of the empirical distribution of the graphs. Similar to [3], we report MMD score for degree and cluster coefficient distributions, as well as average orbit, counts statistics.

In addition, to study the effect of different ideas proposed in this paper, we report training and test the negative log-likelihood of Gransformer, and Gransformer without some of its modules.

C. Comparison With Other Generative Methods

In this section, we compare the statistical performance of Gransformer with GraphRNN, GraphRNN-S [3], and GRAN [4] as three state-of-the-art graph generation models. All of these three models are autoregressive. GraphRNN and GraphRNN-S are based on recurrent neural networks, GRAN is designed based on graph convolutional networks, and Gransformer is transformer-based. Table I represents the results of different methods. It reports the mean and the standard deviation of the MMD scores for the graphs generated by each method after 2600, 2800, and 3000 training epochs. The statistical performance of Gransformer is competitive with other methods according to these MMD scores, especially MMD of degree distribution and average orbit counts.

Moreover, Table I shows that neither GraphRNN nor GraphRNN-S outperforms the others by achieving lower MMD values in all cases. There are some cases where their MMD values differ by an order of magnitude, e.g., the MMD of the clustering coefficients for the two datasets Ego and Protein.

From the table I, it can be seen that although GRAN did not achieve the lowest MMD values in many cases, it was very close to the lowest MMD values of the other methods in most cases.

Also, the MMD values obtained by Gransformer are either better or close to the lowest values in all cases except for the MMD values for the cluster coefficients in both datasets. Moreover, Gransformer is the only method that does not achieve the largest MMD value in any of the six columns.

Figure 4 illustrates several samples from the training set and some similar ones from the set of generated graphs by different methods.

D. Effect of Different Parts

To study the impact of the different ideas proposed in this paper, we compare the negative log-likelihood of Gransformer with and without using some of its modules in training and testing. We consider the structural information of the graph (proposed in Section III-C) as a module and evaluate the model without this module. Also, we consider the MADE in the output layer (proposed in Section ??) as another module and evaluate the model without this module as well. Since the autoregressive models use the negative log-likelihood as the loss function, we expect that removing any part of Gransformer would increase the value of the negative log-likelihood for both the training and test data. Table II indicates the results of the models after 3000 epochs of training on the Ego dataset. As anticipated, it confirms that both the ideas of using MADE in the output layer and importing graph structural properties into the model cause significant improvements on the values of negative log-likelihood on both train and test data.

V. CONCLUSION

In this paper, we proposed Gransformer, an autoregressive graph generation model based on a single transformer encoder. We extended the transformer encoder using several techniques. We put an autoregressive mask on the encoder and modified

the attention mechanism to utilize the presence or absence of edges between nodes. We also imported graph structural properties to the model by defining a familiarity measure between node pairs inspired by message passing algorithms. We used the proposed familiarity measure both in the attention layer and for graph-based positional embedding. Our experiments showed that our method is competitive with other methods respecting the MMD scores, especially for degree distribution and average orbit counts statistics.

REFERENCES

- [1] F. Faez, Y. Ommi, M. S. Baghshah, and H. R. Rabiee, "Deep graph generators: A survey," *IEEE Access*, vol. 9, pp. 106 675–106 702, 2021.
- [2] Y. Li, O. Vinyals, C. Dyer, R. Pascanu, and P. Battaglia, "Learning deep generative models of graphs," *arXiv preprint arXiv:1803.03324*, 2018.
- [3] J. You, R. Ying, X. Ren, W. Hamilton, and J. Leskovec, "Graphrnn: Generating realistic graphs with deep auto-regressive models," in *International conference on machine learning*. PMLR, 2018, pp. 5708–5717.
- [4] R. Liao, Y. Li, Y. Song, S. Wang, W. Hamilton, D. K. Duvenaud, R. Urtasun, and R. Zemel, "Efficient graph generation with graph recurrent attention networks," *Advances in Neural Information Processing Systems*, vol. 32, pp. 4255–4265, 2019.
- [5] H. Dai, A. Nazi, Y. Li, B. Dai, and D. Schuurmans, "Scalable deep generative modeling for sparse graphs," in *International Conference on Machine Learning*. PMLR, 2020, pp. 2302–2312.
- [6] W. Kawai, Y. Mukuta, and T. Harada, "Scalable generative models for graphs with graph attention mechanism," *arXiv preprint arXiv:1906.01861*, 2019.
- [7] S. Fan and B. Huang, "Attention-based graph evolution," *Advances in Knowledge Discovery and Data Mining*, vol. 12084, p. 436, 2020.
- [8] T. N. Kipf and M. Welling, "Variational graph auto-encoders," *NIPS Workshop on Bayesian Deep Learning*, 2016.
- [9] M. Simonovsky and N. Komodakis, "Graphvae: Towards generation of small graphs using variational autoencoders," in *International conference on artificial neural networks*. Springer, 2018, pp. 412–422.
- [10] B. Samanta, A. De, G. Jana, V. Gómez, P. K. Chattaraj, N. Ganguly, and M. Gomez-Rodriguez, "Nevae: A deep generative model for molecular graphs," *Journal of machine learning research*. 2020 Apr; 21 (114): 1-33, 2020.
- [11] A. Bojchevski, O. Shchur, D. Zügner, and S. Günnemann, "Netgan: Generating graphs via random walks," in *International Conference on Machine Learning*. PMLR, 2018, pp. 610–619.
- [12] C. Yang, P. Zhuang, W. Shi, A. Luu, and P. Li, "Conditional structure generation through graph variational generative adversarial nets," in *NeurIPS*, 2019, pp. 1338–1349.
- [13] N. De Cao and T. Kipf, "MolGAN: An implicit generative model for small molecular graphs," *ICML 2018 workshop on Theoretical Foundations and Applications of Deep Generative Models*, 2018.
- [14] J. You, B. Liu, R. Ying, V. Pande, and J. Leskovec, "Graph convolutional policy network for goal-directed molecular graph generation," *Advances in Neural Information Processing Systems*, 2018.
- [15] R. Trivedi, J. Yang, and H. Zha, "Graphopt: Learning optimization models of graph formation," in *International Conference on Machine Learning*. PMLR, 2020, pp. 9603–9613.
- [16] J. Liu, A. Kumar, J. Ba, J. Kiros, and K. Swersky, "Graph normalizing flows," *arXiv preprint arXiv:1905.13177*, 2019.
- [17] K. Madhawa, K. Ishiguro, K. Nakago, and M. Abe, "Graphnvp: An invertible flow model for generating molecular graphs," *arXiv preprint arXiv:1905.11600*, 2019.
- [18] C. Shi, M. Xu, Z. Zhu, W. Zhang, M. Zhang, and J. Tang, "Graphaf: a flow-based autoregressive model for molecular graph generation," *arXiv preprint arXiv:2001.09382*, 2020.
- [19] M. Germain, K. Gregor, I. Murray, and H. Larochelle, "Made: Masked autoencoder for distribution estimation," in *International Conference on Machine Learning*. PMLR, 2015, pp. 881–889.
- [20] G. Papamakarios, T. Pavlakou, and I. Murray, "Masked autoregressive flow for density estimation," *arXiv preprint arXiv:1705.07057*, 2017.
- [21] A. Khajenezhad, H. Madani, and H. Beigy, "Masked autoencoder for distribution estimation on small structured data sets," *IEEE Transactions on Neural Networks and Learning Systems*, 2020.
- [22] D. Flam-Shepherd, T. Wu, and A. Aspuru-Guzik, "Graph deconvolutional generation," *arXiv preprint arXiv:2002.07087*, 2020.

- [23] Y. Li, L. Zhang, and Z. Liu, "Multi-objective de novo drug design with conditional graph generative model," *Journal of cheminformatics*, vol. 10, no. 1, pp. 1–24, 2018.
- [24] M. Popova, M. Shvets, J. Oliva, and O. Isayev, "Molecularrnn: Generating realistic molecular graphs with optimized properties," *arXiv preprint arXiv:1905.13372*, 2019.
- [25] D. Bacciu, A. Micheli, and M. Podda, "Graph generation by sequential edge prediction," in *27th European Symposium on Artificial Neural Networks, Computational Intelligence and Machine Learning, ESANN 2019*. ESANN (i6doc. com), 2019, pp. 95–100.
- [26] —, "Edge-based sequential graph generation with recurrent neural networks," *Neurocomputing*, vol. 416, pp. 177–189, 2020.
- [27] N. Goyal, H. V. Jain, and S. Ranu, "Graphgen: a scalable approach to domain-agnostic labeled graph generation," in *Proceedings of The Web Conference 2020*, 2020, pp. 1253–1263.
- [28] S. A. Shah and V. Koltun, "Auto-decoding graphs," *arXiv preprint arXiv:2006.02879*, 2020.
- [29] A. Gamage, E. Chien, J. Peng, and O. Milenkovic, "Multi-motifgan (mmsgan): Motif-targeted graph generation and prediction," in *ICASSP 2020-2020 IEEE International Conference on Acoustics, Speech and Signal Processing (ICASSP)*. IEEE, 2020, pp. 4182–4186.
- [30] J. Li, J. Yu, J. Li, H. Zhang, K. Zhao, Y. Rong, H. Cheng, and J. Huang, "Dirichlet graph variational autoencoder," *Advances in Neural Information Processing Systems*, vol. 33, pp. 5274–5283, 2020.
- [31] A. Grover, A. Zweig, and S. Ermon, "Graphite: Iterative generative modeling of graphs," in *International conference on machine learning*. PMLR, 2019, pp. 2434–2444.
- [32] R. Assouel, M. Ahmed, M. H. Segler, A. Saffari, and Y. Bengio, "Defactor: Differentiable edge factorization-based probabilistic graph generation," *arXiv preprint arXiv:1811.09766*, 2018.
- [33] B. Perozzi, R. Al-Rfou, and S. Skiena, "Deepwalk: Online learning of social representations," in *Proceedings of the 20th ACM SIGKDD international conference on Knowledge discovery and data mining*, 2014, pp. 701–710.
- [34] A. Grover and J. Leskovec, "node2vec: Scalable feature learning for networks," in *Proceedings of the 22nd ACM SIGKDD international conference on Knowledge discovery and data mining*, 2016, pp. 855–864.
- [35] M. Khajehnejad, "Simnet: Similarity-based network embeddings with mean commute time," *PloS one*, vol. 14, no. 8, p. e0221172, 2019.
- [36] T. N. Kipf and M. Welling, "Semi-supervised classification with graph convolutional networks," in *5th International Conference on Learning Representations, ICLR 2017, Toulon, France, April 24-26, 2017, Conference Track Proceedings*, 2017.
- [37] J. Devlin, M.-W. Chang, K. Lee, and K. Toutanova, "Bert: Pre-training of deep bidirectional transformers for language understanding," *arXiv preprint arXiv:1810.04805*, 2018.
- [38] T. B. Brown, B. Mann, N. Ryder, M. Subbiah, J. Kaplan, P. Dhariwal, A. Neelakantan, P. Shyam, G. Sastry, A. Askell *et al.*, "Language models are few-shot learners," *arXiv preprint arXiv:2005.14165*, 2020.
- [39] A. Vaswani, N. Shazeer, N. Parmar, J. Uszkoreit, L. Jones, A. N. Gomez, E. Kaiser, and I. Polosukhin, "Attention is all you need," in *Advances in Neural Information Processing Systems*, 2017, pp. 5998–6008.
- [40] J. Alman and V. V. Williams, "A refined laser method and faster matrix multiplication," in *Proceedings of the 2021 ACM-SIAM Symposium on Discrete Algorithms (SODA)*. SIAM, 2021, pp. 522–539.
- [41] V. Strassen, "Gaussian elimination is not optimal," *Numerische mathematik*, vol. 13, no. 4, pp. 354–356, 1969.
- [42] P. Sen, G. Namata, M. Bilgic, L. Getoor, B. Galligher, and T. Eliassi-Rad, "Collective classification in network data," *AI magazine*, vol. 29, no. 3, pp. 93–93, 2008.
- [43] P. D. Dobson and A. J. Doig, "Distinguishing enzyme structures from non-enzymes without alignments," *Journal of molecular biology*, vol. 330, no. 4, pp. 771–783, 2003.



Ahmad Khajehnejad received his B.Sc. in software engineering and his M.Sc. and Ph.D. degrees in Artificial Intelligence from Sharif University of Technology, in 2010, 2012 and 2022, respectively. His research interests include learning probabilistic models, deep generative models, and graph machine learning.



Seyed Ali Osia received his B.Sc. degree in Software Engineering from Sharif University of Technology in 2014, and his Ph.D. degree in Artificial Intelligence from Sharif University of Technology in 2019. He is currently Data Scientist at InnoBrain AB and Business Intelligence advisor at Cobel Darou.



Mahmood Karimian is currently a Ph.D. Candidate of Artificial Intelligence in Sharif University of Technology. He is also graduated with an M.Sc. degree in Computer Engineering from the Department of Computer Engineering at Sharif University of Technology. His main Research Interests are, Machine Learning, Data Stream Classification and transfer learning.



Hamid Beigy received the B.Sc. and M.Sc. degrees in computer engineering from the Shiraz university in Iran, in 1992 and 1995, respectively. He also received the Ph.D. degree in computer engineering from the Amirkabir university of technology, Iran, in 2004. Currently, he is an Associate Professor in department of computer engineering at the Sharif university of Technology, Tehran, Iran. His research interests include theoretical machine learning, large scale machine learning, and social networks.