

A Conversational Paradigm for Program Synthesis

Erik Nijkamp*, Bo Pang*, Hiroaki Hayashi*,
Lifu Tu, Huan Wang, Yingbo Zhou, Silvio Savarese, Caiming Xiong

Salesforce Research

Abstract

Program synthesis strives to generate a computer program as a solution to a given problem specification. We propose a conversational program synthesis approach via large language models, which addresses the challenges of searching over a vast program space and user intent specification faced in prior approaches. Our new approach casts the process of writing a specification and program as a multi-turn conversation between a user and a system. It treats program synthesis as a sequence prediction problem, in which the specification is expressed in natural language and the desired program is conditionally sampled. We train a family of large language models, called CODEGEN, on natural language and programming language data. With weak supervision in the data and the scaling up of data size and model size, conversational capacities emerge from the simple autoregressive language modeling. To study the model behavior on conversational program synthesis, we develop a multi-turn programming benchmark (MTPB), where solving each problem requires multi-step synthesis via multi-turn conversation between the user and the model. Our findings show the emergence of conversational capabilities and the effectiveness of the proposed conversational program synthesis paradigm. In addition, our model CODEGEN (with up to 16B parameters trained on TPU-v4) outperforms OpenAI’s Codex on the HumanEval benchmark. We plan to make the training library JAXFORMER including checkpoints available as open source.

1 Introduction

Since the dawn of the computer age, creating a program has typically involved a human entering code by hand. The goal of program synthesis is to automate the coding process, and generate a computer program that satisfies the user’s specified intent. Some have called it the holy grail of computer science (Manna and Waldinger, 1971; Gulwani et al., 2017). Successful program synthesis would not only improve the productivity of experienced programmers but also make programming accessible to a wider audience.

Two key challenges arise when striving to achieve program synthesis: (1) the vastness of the search space, and (2) the difficulty of properly specifying user intent. In an attempt to address these challenges, we propose and train CODEGEN, an interactive code generation model for program synthesis. In addition, we develop a new multi-turn programming benchmark to investigate the programming synthesis capacities of CODEGEN.

* Equal contribution.

Correspondence to: Erik Nijkamp (erik.nijkamp@salesforces.com), Bo Pang (b.pang@salesforces.com), Hiroaki Hayashi (hiroakihayashi@salesforce.com), Yingbo Zhou (yingbo.zhou@salesforce.com), Caiming Xiong (cxiong@salesforce.com).

1.1 Navigating through Program Search Space with Large Language Models

To maintain an expressive search space, one needs a large search space, which poses challenges in efficient search. Previous work (Joshi et al., 2002; Panchekha et al., 2015; Cheung et al., 2013) leverages domain-specific language to restrict the search space; however, this limits the applicability of the synthesized programs.

We choose to use general-purpose programming languages (*e.g.*, Python) such that synthesized programs from our method are widely applicable. To navigate through the enormous program space induced by the general-purpose programming languages, we treat program synthesis as a sequence prediction problem and leverage transformers (Vaswani et al., 2017) with large-scale self-supervised pre-training. A transformer captures the dependency among sequence elements through attention mechanism (Bahdanau et al., 2014) and is highly scalable, allowing it to learn from large datasets. This approach has been successfully applied to natural language processing (Devlin et al., 2018; Liu et al., 2019; Lewis et al., 2019; Raffel et al., 2019; Brown et al., 2020), computer vision (Dosovitskiy et al., 2020), audio and speech processing (Oord et al., 2018; Baevski et al., 2020), and bioinformatics (Rives et al., 2021; Jumper et al., 2021). A few prior works, such as CuBERT (Kanade et al., 2020), CodeBERT (Feng et al., 2020), PyMT5 (Clement et al., 2020), and CodeT5 (Wang et al., 2021), have applied transformers towards code understanding but these mostly focus on code retrieval, classification, and program repair. We hypothesize that a transformer learned from a large amount of unlabeled program data would capture statistical dependency among program elements well and allow for efficient search given user intent specifications.

In our experiments, we find that, with a large transformer-based language model learned on large-scale datasets and an optimized training scheme, common sampling methods used in NLP such as greedy decoding and top- p sampling (Holtzman et al., 2019) are effective and efficient search approaches. These models produce valid programs that pass expert-written test cases.

1.2 User Intent Specifications via Multi-Turn Conversation

User intent for program synthesis can be a logical specification (which specifies a logical relation between inputs and outputs of a program), input-output examples, or a request specified in natural language. On the one hand, a complete formal or informal specification requires too much effort from users, which might be comparable to the task of writing programs *per se* and thus deviate from the purpose of program synthesis. On the other hand, specifications merely based on input-output examples might under-specify the problem, leading to undesirable solutions.

We choose to use natural language, in which programmers carry out most thoughts, leveraging the language understanding capacity of large language models (Brown et al., 2020). We propose an interactive program synthesis approach, where a user interacts with the synthesis system² by progressively providing specifications in natural language while receiving responses from the system in the form of synthesized subprograms, such that the user together with the system interactively complete the program in a multi-turn conversation.

Two considerations motivate us to introduce this approach. First, factorizing a single potentially long and complicated specification into multiple steps would ease the understanding by a model and hence lead to a more successful program synthesis system. In the multi-turn approach, a model can focus on the specification associated with one subprogram and avoid arduously tracking the complicated dependency among subprograms. In our experiments, we indeed observe that (1) the model’s understanding, with the perplexity of the language model as a proxy (see Section 3.3 for details), of the specification is improved when it is specified in multiple steps instead of one step, and (2) the multi-turn approach results in more successful synthesized programs.

The second motivation for the proposed approach is that the interleaving pattern of natural language comments and subprograms written in a programming language appears in regular code data. The comments written by programmers are often there to explain the functionality of the code following the comments. Given language modeling as the training objective (that is, predicting the next token conditioning on the history), the data pattern provides a supervision signal for the model to develop

²In general, we use system and model interchangeably in this paper. To be more precise, a *system* typically consists of multiple components, while in this work we use a single *model* to emulate the system relying on the high capacity of large language models.

conversational capacity and, in particular, predicting code given natural language descriptions. The supervision is nevertheless noisy or weak. Such interleaved description-code blocks only appear in a portion of the data, some comments do not provide a complete or correct description of the code, and some comments might come after the corresponding code instead of before it. However, the scaling of the data size and model size might overcome the noisiness and incompleteness of the supervision, and hence the conversational capacity might be able to emerge with the weak supervision given a large amount of data and a large model. With the multi-turn programming benchmark developed in our current work, we confirm this hypothesis by showing that a simple autoregressive language model can synthesize programs through a multi-turn conversation with a user. A similar approach has also been studied in the area of task-oriented dialogues (Budzianowski and Vulić, 2019; Hosseini-Asl et al., 2020).

As mentioned, to measure the models’ capacity on conversational program synthesis, we developed a multi-turn programming benchmark. To solve a problem in the benchmark, a model needs to synthesize a program in multiple steps via a multi-turn conversation with a user who specifies the intent in each turn in natural language. Performance on the benchmark is measured by pass rate on expert-written test cases. To the best of our knowledge, this is the first multi-turn program synthesis benchmark, which allows quantitative analysis of conversational program synthesis. With the emergence of conversational capacity in large language models that benefits problem solving (Austin et al., 2021), we believe this benchmark will foster future research in conversational program synthesis.

1.3 Our Contributions

Several recent and concurrent efforts also explore the adoption of large language models for program synthesis. Chen et al. (2021) continue to train GPT-3 (Brown et al., 2020) on code data, resulting in Codex, and analyze its Python code-writing capacities. Austin et al. (2021) train large causal language models on text and code data for code generation. Li et al. (2022) recruit an encoder-decoder model, trained on generic code data from GitHub and fine-tuned on competitive programming data to solve competitive programming problems.

Our work shares the basic idea of adopting language models for program synthesis and studies program synthesis capacity with a single-turn user intent specification, as in the aforementioned works. In addition, we contribute with respect to the following three aspects:

- We study the conversational capacity emerging from the simple autoregressive language modeling under scaling laws and leverage it to introduce a conversational program synthesis approach.
- We investigate its properties with a newly-developed multi-turn programming benchmark.
- We plan to open source a custom library JAXFORMER, which includes our training code as well as model checkpoints.

It appears that no large-language-model-based program synthesis models that are competitive with Codex have been open sourced so far, which hinders progress in this area, given that the expensive compute resources required to train these large models are only accessible to a limited number of industrial research institutions. We believe that open sourcing the code and models would allow a wide range of researchers to study the properties of these models and apply them to solve practical problems, which would greatly facilitate research progress in program synthesis.

2 Model Training

To evaluate the emergence of conversational programming capabilities under scaling laws, we adopt standard transformer-based autoregressive language models, varying (1) the number of model parameters (350M, 2.7B, 6.1B, 16.1B) and (2) the amount of tokens of programming languages in the training corpora. For scaling the models, a custom library JAXFORMER for training large language models on TPU-v4 hardware was developed and will be released as open source, including the trained model weights.

Dataset	Language	Raw Size	Final Size	Final Tokens
THEPILE	Natural Language	825.18 GiB	1159.04 GiB	354.7B
	Code	95.16 GiB	95.16 GiB	31.6B
BIGQUERY	C	1772.1 GiB	48.9 GiB	19.7B
	C++	205.5 GiB	69.9 GiB	25.5B
	Go	256.4 GiB	21.4 GiB	9.6B
	Java	335.1 GiB	120.3 GiB	35.4B
	JavaScript	1282.3 GiB	24.7 GiB	9.7B
	Python	196.8 GiB	55.9 GiB	19.3B
BIGPYTHON	Python	5558.1 GiB	217.3 GiB	71.7B

Table 1: Approximate statistics for training corpora along the pre-processing steps.

2.1 Datasets

The family of CODEGEN models is trained sequentially on three datasets: THEPILE, BIGQUERY, and BIGPYTHON.

The natural language dataset THEPILE is an 825.18 GiB English text corpus collected by Gao et al. (2020) for language modeling. The dataset is constructed from 22 diverse high-quality subsets, one of which is programming language data collected from GitHub repositories with >100 stars that constitute 7.6% of the dataset.³ Since the majority of THEPILE is English text, we call the models trained on this dataset as natural language CODEGEN models (CODEGEN-NL).

The multi-lingual dataset BIGQUERY is a subset of Google’s publicly available BigQuery⁴ dataset, which consists of code in multiple programming languages such as C, Python, Ruby. For the multi-lingual training, the following 6 programming languages are chosen: C, C++, Go, Java, JavaScript, and Python. Thus, we refer to models trained on the BIGQUERY as multi-lingual CODEGEN models (CODEGEN-MULTI).

The mono-lingual dataset BIGPYTHON contains a large amount of data in the programming language, Python. We have compiled public, non-personal information from GitHub consisting of permissively licensed Python code in October 2021. Consequently, we refer to models trained on BIGPYTHON as mono-lingual CODEGEN models (CODEGEN-MONO).

For each dataset, the pre-processing shares the following steps: (1) filtering, (2) deduplication, (3) tokenization, (4) shuffling, and (5) concatenation. For details on THEPILE, we refer to Gao et al. (2020). For BIGQUERY and BIGPYTHON, in (1) files are filtered by file extension, and files with average lines length of <100 characters, a maximum line length of 1,000, and >90% of the characters being decimal or hexadecimal digits are removed. For (2), exact duplicates based on their SHA-256 hash are removed, which amounts to a substantial portion of the raw data due to forks and copies of repositories. For (3), the BPE vocabulary of GPT-2 is extended by special tokens representing repeating tokens of tabs and white-spaces. In the multi-lingual setting of BIGQUERY, a prefix is prepended to indicate the name of the programming language. For (4), each year of data is randomly shuffled. For (5), sequences are concatenated to fill the context length of 2,048 tokens with a special token as a separator. Table 1 summarizes the statistics of the training corpora.

CODEGEN-NL models are randomly initialized and trained on THEPILE. CODEGEN-MULTI models are initialized from CODEGEN-NL and then trained on the BIGQUERY. CODEGEN-MONO models are initialized from CODEGEN-MULTI and then trained on BIGPYTHON.

2.2 Models

Our models are autoregressive transformers with the regular next-token prediction language modeling as the learning objective. The family of CODEGEN models is trained in various sizes with 350M, 2.7B, 6.1B, and 16.1B parameters. The first three configurations allow for direct comparison with

³Other sources such as Stack Exchange also include some portion of programming language data.

⁴<https://cloud.google.com/blog/topics/public-datasets/github-on-bigquery-analyze-all-the-open-source-code>

Model	Dataset	Hyper-parameter	350M	2.7B	6.1B	16.1B
CODEGEN		Number of layers	20	32	33	34
		Number of heads	16	32	16	24
		Dimensions per head	64	80	256	256
		Context length	2,048	2,048	2,048	2,048
		Batch size	500k	1M	2M	2M
		Weight decay	0.1	0.1	0.1	0.1
CODEGEN-NL	THEPILE	Learning rate	3.0e−4	1.6e−4	1.2e−4	0.9e−4
		Warm-up steps	3k	3k	3k	3k
		Warm-up / Total steps	350k	350k	350k	350k
CODEGEN-MULTI	BIGQUERY	Learning rate	1.8e−4	0.8e−4	0.4e−4	0.5e−4
		Warm-up steps	3k	3k	3k	3k
		Total steps	150k	150k	150k	150k
CODEGEN-MONO	BIGPYTHON	Learning rate	1.8e−4	0.8e−4	0.4e−4	0.5e−4
		Warm-up steps	3k	3k	3k	3k
		Total steps	150k	150k	150k	150k

Table 2: Hyper-parameters for model specification and optimization for the family of CODEGEN models.

open-sourced large language models trained on text corpus, GPT-NEO (350M, 2.7B) (Black et al., 2021) and GPT-J (6B) (Wang and Komatsuzaki, 2021). See Table 2 for model specifications.

The architecture follows a standard transformer decoder with left-to-right causal masking. For the positional encoding, we adopt rotary position embedding (Su et al., 2021). For the forward pass, we execute the self-attention and feed-forward circuits in parallel for improved communication overhead following Wang and Komatsuzaki (2021), that is, $x_{t+1} = x_t + \text{mlp}(\ln(x_t + \text{attn}(\ln(x_t))))$ is altered to $x_{t+1} = x_t + \text{attn}(\ln(x_t)) + \text{mlp}(\ln(x_t))$ for which the computation of self-attention, $\text{attn}()$, and feed-forward, $\text{mlp}()$, with layer-norm, $\ln()$, is simultaneous. The architecture and hyper-parameter choices were optimized specifically for the hardware layout of TPU-v4.

2.3 Training

The scaling of large language models requires data and model parallelism. Google’s TPU-v4 hardware with a high-speed toroidal mesh interconnect naturally allows for efficient parallelism. To efficiently utilize the hardware, the training of the models is implemented in JAX (Bradbury et al., 2018). For parallel evaluation in JAX the *pjit()*⁵ operator is adopted. The operator enables a paradigm named single-program, multiple-data (SPMD) code, which refers to a parallelism technique where the same computation is run on different input data in parallel on different devices.⁶ Specifically, *pjit()* is the API exposed for the XLA SPMD partitioner in JAX, which allows a given function to be evaluated in parallel with equivalent semantics over a logical mesh of compute.

Our library JAXFORMER recruits a designated coordinator node to orchestrate the cluster of TPU-VMs⁷ with a custom TCP/IP protocol. For data parallelism, the coordinator partitions a batch and distributes the partitions to the individual TPU-VMs. For model parallelism, two schemes for the sharding of model parameters are supported⁸: (1) Intra-TPU-VM, where parameters are sharded across MXU cores⁹ inside a physical TPU-v4 board and replicated across boards following Shoeybi et al. (2019); Wang and Komatsuzaki (2021); (2) Inter-TPU-VM, where parameters are sharded across TPU-v4 boards and activations are replicated following Rajbhandari et al. (2020).

Both sharding schemes are implemented based on our specific *pjit()* a logical mesh specification (r, p, c) with r replicas of the parameters, p partitions of the parameters, and c logical cores per board over n_b TPU boards with each n_c logical cores such that $d \times p = n_b$ and $r \times p \times c = n_b \times n_c$.

⁵https://jax.readthedocs.io/en/latest/_modules/jax/experimental/pjit.html

⁶<https://jax.readthedocs.io/en/latest/jax-101/06-parallelism.html>

⁷<https://cloud.google.com/blog/products/compute/introducing-cloud-tpu-vm>

⁸Based on discussions and work by Ben Wang.

⁹Specifically, 4 TPU-v4 chips (*i.e.*, 8 physical which amount 4 logical or virtual MXU cores).

The intra-TPU-VM scheme is adopted for models of size of less or equal to 6B parameters, the total amount of model and optimizer parameters fit into the combined HBM memory of a single TPU-v4 board. For instance, a TPU-v4-512 slice with $n_b = 64$ and $n_c = 4$ would be configured as $(r, p, c) = (64, 1, 4)$. That is, the parameters are being replicated across $r = 64$ boards with $p = 1$ total inter-board partitions and intra-board parallelism across $c = 4$ logical chips. In this configuration, the mean gradient is accumulated across boards via `with_sharding_constraint()`, effectively emulating the behavior of the `xmap()`¹⁰ operator.

The inter-TPU-VM scheme is adopted for models exceeding the size of 6B parameters for which the model and optimizer parameters have to be sharded across TPU-v4 boards. For instance, a TPU-v4-512 slice with $n_b = 64$ and $n_c = 4$ would be configured as $(r, p, c) = (1, 64, 4)$. For larger slices such as TPU-v4-1024 with $n_b = 128$, one may introduce redundancy in the parameter sharding, e.g., $(r, p, c) = (2, 64, 4)$. In this configuration, the activations are replicated across boards via `with_sharding_constraint()`. Moreover, (r, p, c) allows for backwards compatibility for the logical hardware layout transition from TPU-v3 with $c = 8$ to TPU-v4 with $c = 4$ by adjusting p without the need for re-sharding.

For the optimization, Table 2 summarizes the hyper-parameters. We adopt the Adam (Kingma and Ba, 2014) optimizer with $(\beta_1, \beta_2, \epsilon) = (0.9, 0.999, 1e-08)$ and global gradient norm clipping (Pascanu et al., 2013) of 1.0. The learning rate function over time follows GPT-3 (Brown et al., 2020) with warm-up steps and cosine annealing.

3 Single-Turn Evaluation

While early work adopts n -gram match based metrics (Yin and Neubig, 2017; Miceli Barone and Sennrich, 2017; Iyer et al., 2018), recent art uses functional correctness to evaluate models for program synthesis, because n -gram match based metrics cannot account for functionally equivalent programs (Hendrycks et al., 2021; Austin et al., 2021). We evaluate synthesized programs based on their functional correctness both on a single-turn evaluation benchmark and a multi-turn evaluation benchmark. Both benchmarks are hand-written to avoid data leakage from the training data. Our models are evaluated on the single-turn evaluation benchmark in this section and the multi-turn benchmark in the next section.

HumanEval, introduced by Chen et al. (2021), is a benchmark to measure a model’s program synthesis capacity in Python. It contains 164 hand-written programming problems. Each problem provides a prompt with descriptions of the function to be generated, argument names, function names, and example test cases in the form of assertions. The model needs to complete a function given the prompt such that it can pass all provided test cases. Since a user intent is specified in a single prompt and provided to the model once, we regard the evaluation on HumanEval as a single-turn evaluation, to distinguish it from the multi-turn evaluation where a user intent is factorized into multiple steps. Following Chen et al. (2021), we use nucleus sampling (Holtzman et al., 2019) with top- p where $p = 0.95$ to generate program samples. We test a range of sampling temperatures, that is, t in $\frac{\exp(x/t)}{\sum_k \exp(x_k/t)}$, and in particular, $t \in \{0.2, 0.6, 0.8\}$. The sampling is stopped when one of the following tokens: ‘\n\nclass’, ‘\n\ndef’, ‘\n\#’, ‘\n\if’, or ‘\n\print’, is encountered. We compute pass@ k with 200 samples for each problem, based on the unbiased estimator proposed by Chen et al. (2021) (see Appendix A for details).

3.1 HumanEval Performance Scales as a Function of Model Size and Data Size

We compare our models to the Codex models (Chen et al., 2021), which demonstrate the state-of-the-art performance on the HumanEval. Moreover, our models are compared to open-sourced large language models, GPT-NEO (Black et al., 2021) and GPT-J (Wang and Komatsuzaki, 2021). These are trained on THEPILE (Gao et al., 2020), and thus similar to our CODEGEN-NL models, in terms of training data and model size. All models are evaluated with temperature $t \in \{0.2, 0.6, 0.8\}$, and we compute pass@ k where $k \in \{1, 10, 100\}$ for each model. For direct comparison to the results by Chen et al. (2021), we choose the temperature that yields the best-performing pass@ k for each k . The results of our models and baselines are summarized in Table 3. Our CODEGEN-NL models (350M, 2.7B, 6.1B) outperform or perform on par with the respective GPT-NEO and GPT-J models.

¹⁰https://jax.readthedocs.io/en/latest/_autosummary/jax.experimental.maps.xmap.html

Model	pass@ k [%]		
	$k = 1$	$k = 10$	$k = 100$
GPT-NEO 350M	0.85	2.55	5.95
GPT-NEO 2.7B	6.41	11.27	21.37
GPT-J 6B	11.62	15.74	27.74
CODEX 300M	13.17	20.37	36.27
CODEX 2.5B	21.36	35.42	59.50
CODEX 12B	28.81	46.81	72.31
CODEGEN-NL 350M	2.12	4.10	7.38
CODEGEN-NL 2.7B	6.70	14.15	22.84
CODEGEN-NL 6.1B	10.43	18.36	29.85
CODEGEN-MULTI 350M	6.67	10.61	16.84
CODEGEN-MULTI 2.7B	14.51	24.67	38.56
CODEGEN-MULTI 6.1B	18.16	28.71	44.85
CODEGEN-MONO 350M	12.76	23.11	35.19
CODEGEN-MONO 2.7B	23.70	36.64	57.01
CODEGEN-MONO 6.1B	26.13	42.29	65.82
CODEGEN-MONO 16.1B	29.28	49.86	75.00

Table 3: Evaluation results on the HumanEval benchmark. Each pass@ k (where $k \in \{1, 10, 100\}$) for each model is computed with three sampling temperatures ($t \in \{0.2, 0.6, 0.8\}$) and the highest one among the three are displayed, which follows the evaluation procedure in (Chen et al., 2021). For each problem, $n = 200$ samples are generated with a given temperature. See Section 3.1 for detailed descriptions. The training for CODEGEN-MONO 16.1B is still ongoing with performance continuously improving.

Further training CODEGEN-NL on multilingual programming language data (BIGQUERY) leads to CODEGEN-MULTI. The multilingual CODEGEN models outperform the models trained on THEPILE (GPT-NEO, GPT-J, CODEGEN-NL) by a large margin. We then finetune CODEGEN-MULTI on a Python-only dataset (BIGPYTHON), resulting in CODEGEN-MONO. The program synthesis capacity is further improved substantially. Therefore, the Python program synthesis capacity enhances as the amount of Python training data increases. For almost all models, as expected, increasing the size of the model improves overall performance.

Our Python-monolingual CODEGEN models have competitive or improved performance, compared to the current state-of-the-art models, Codex. CODEGEN-MONO 2.7B underperforms CODEX 2.5B when $k = 100$ but outperforms it when $k \in \{1, 10\}$. While it is only half the size of CODEX 12B, our CODEGEN-MONO 6.1B demonstrates pass@ k scores approaching those of the best-performing Codex, CODEX 12B. Our CODEGEN-MONO 16.1B (whose training is ongoing) starts outperforming it.

3.2 Temperature Selection Based on the Number of Chances Permitted

To demonstrate the effect of the sampling temperature on program synthesis, we display the pass rates under all the three temperatures in Figure 1. In each panel of the figure, for each sampling temperature $t \in \{0.2, 0.6, 0.8\}$, we plot pass@ k as a function of $k \in \{1, 10, 100\}$. Across all 9 CODEGEN models, we observe a general pattern, that is, the best performing temperature increases as k increases. Given the number of samples permitted (by the compute and time limit and/or the application scenario), we may set the sampling temperature accordingly to optimize the synthesis system performance. When a model is only allowed for one sample or a few samples (e.g., pass all test cases with one sample), candidates which are more likely to pass may be sampled by exploiting the learned model distribution, through a low temperature, to generate the model’s high confidence samples. When a model is allowed for more chances (e.g., pass@10, pass@100), tilting the learned model distribution with a higher sampling temperature permits it to explore diverse samples and thus more likely to synthesize a correct program.

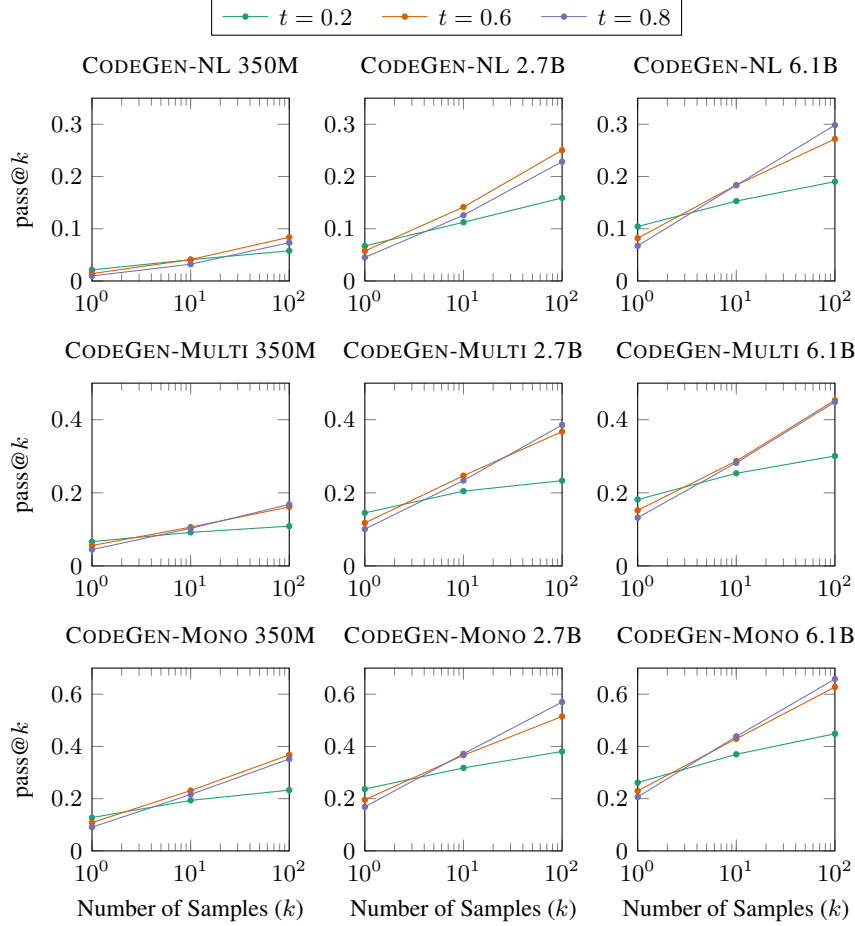


Figure 1: Temperature effect for pass@ k where $k \in \{1, 10, 100\}$ on the HumanEval benchmark. See Section 3.2 for details.

3.3 Better User Intent Understanding Yields Better Synthesized Programs

The success of a program synthesis system highly depends on how it understands user intent. When the system is based on a language model, the perplexity of problem prompts provides a proxy of the system’s understanding¹¹ of user intent specifications. A low perplexity of an intent specification under a model indicates that this intent specification is compatible with the knowledge learned by the model from the training data. We investigate whether better prompt understanding, with lower prompt perplexity as a proxy, leads to better synthesized programs.

Model	Pass	Non-Pass
CODEGEN-MONO 2.7B	3.66	4.37
CODEGEN-MONO 6.1B	3.35	3.88

Table 4: Prompt perplexity of pass problems and non-pass problems.

We partition all problems into pass versus non-pass problems. A pass problem is one that at least one sample from 200 samples¹² passes all test cases, while a non-pass problem is one that none of the 200 samples pass all test cases. We compute the average perplexity of the problem prompts of

¹¹Understanding here does not indicate that the model understands the underlying mechanism. It is more close to the sense of familiarity in the psychology research.

¹²We generate 200 samples for each problem to compute pass@ k following Chen et al. (2021).

the pass problems and that of the non-pass ones, based on samples from CODEGEN-MONO 2.7B and CODEGEN-MONO 6.1B with a temperature of 0.2. The results are displayed in Table 4. The prompts of the pass problems have lower perplexity than those of the non-pass ones. The finding implies that program synthesis is more likely to be successful when the user intent specification is understood better by the model. As discussed in Section 1.2, some training data contains interleaved sequences of natural language and programming language, where the natural language sequence is comments written by programmers to describe the functionality of following code. We thus speculate that user intent specifications similar to such a pattern would be better understood by the model, and hence lead to better program synthesis.

4 Multi-Turn Evaluation

In this section, we propose and study a conversational program synthesis paradigm where the process of synthesizing a program is cast as a multi-turn conversation between a user and a system. To examine such a paradigm, we first develop a Multi-Turn Programming Benchmark (MTPB). MTPB consists of 50 problems written by experts. The description to solve each problem is factorized into multiple steps, each of which includes a description in natural language (*prompt*). To solve a problem, a model needs to synthesize syntactically and functionally correct subprograms (1) following the description at the current step and (2) considering descriptions and synthesized subprograms at previous steps (*e.g.*, correct backreference of functions and/or variables defined in the previous steps). An illustrative example is shown in Figure 2.

We conjecture that factorizing the user intent into multiple steps would make it easier for the model to understand the specification and therefore synthesize programs that accomplish the user’s goal. This hypothesis is confirmed with the MTPB on which a model with multi-turn factorized specifications demonstrates a higher pass rate than that with single-turn specifications. Moreover, we systematically investigate the behavior of language-model-based program synthesis systems, via the MTPB, on multi-turn conversational program synthesis.

4.1 Benchmark Construction

We construct MTPB by curating a set of 50 problems requiring a diverse range of programming knowledge, including math problems, array operations, string manipulations, algorithms, data science, and problems that require other knowledge. We list the problem descriptions in Appendix B. For each problem, we include multi-turn prompts that serve as the step-by-step instruction for the model, ensuring that these (1) form at least three turns and (2) do not attribute problem solving in one turn.¹³ To evaluate synthesized programs with functional correctness, we include 5 test cases for each problem. While creating the test cases, we include non-trivial ones that would only pass given the correct solutions.

Unlike HumanEval for which models are expected to complete a partially defined function, MTPB problems only provide the prompts, thereby models have to generate the solution from scratch. While the free-form generation may allow for more potential solutions, the lack of an entry point to provide test case inputs makes it challenging to test the generated code on diverse test cases. To overcome this challenge, we instead embed test case inputs within prompts. Specifically, prompts are written with Python’s formatted string¹⁴ where input values are substituted for the variable name when a certain test case is applied to the problem. For example, a prompt, “Define a string named ‘s’ with the value {var}.”, together with a test case input `var = ‘Hello’` will be formatted into “Define a string named ‘s’ with the value ‘Hello’.” Also see ① in Figure 2 for an example.

4.2 Generation with an Expanding History

At each turn, our model takes into account the prompt as a Python comment (*i.e.* “# [prompt]”). Going more than one turn, the model should incorporate the history consisting of past prompts. However, prompts from previous turns do not inform the model of the current progress of the implementation,

¹³For example, implementing a linear regression model could be phrased as “Perform linear regression on x and y”. Since the main task is fully expressed in this prompt, understanding this prompt is sufficient to perform the task. We avoid such cases via manual inspection and distribute problem solving over turns.

¹⁴https://docs.python.org/3/reference/lexical_analysis.html#f-strings

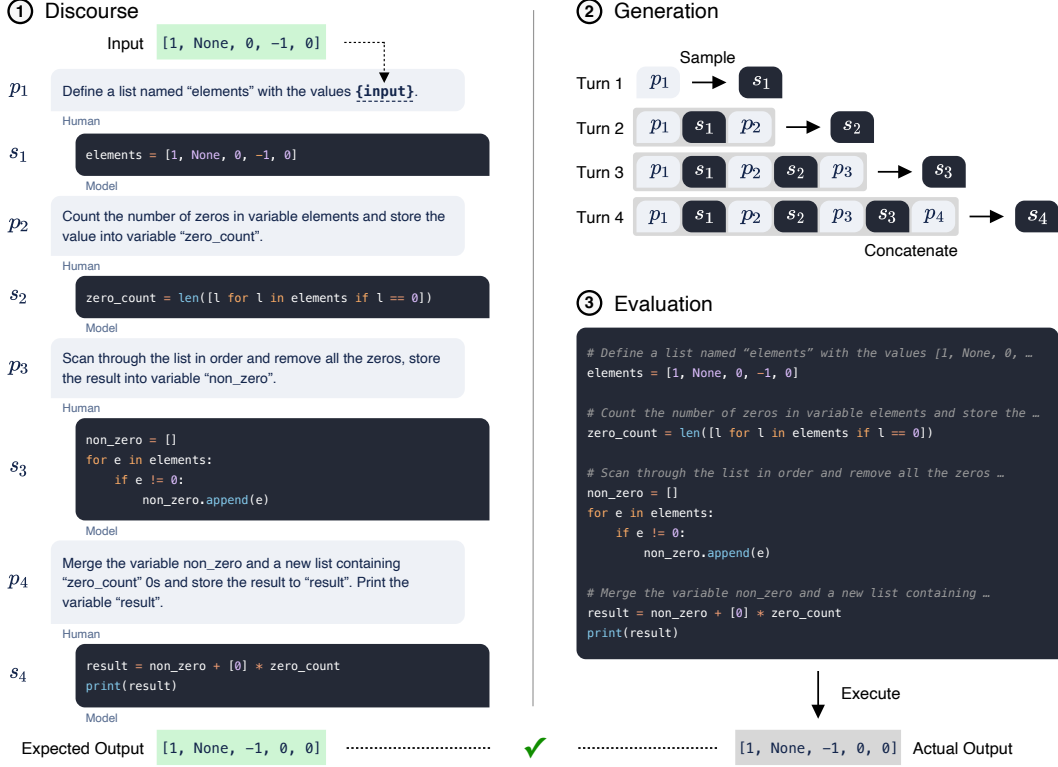


Figure 2: An illustrative example for the Multi-Turn Programming Benchmark. ① Each turn consists of an prompt and a generated response. The former can be a template that accepts various input test cases (i.e. {input}). For each problem, we provide 5 test cases, each of which includes (a) an input, which replaces {input} in the prompt before it is fed to the model, and (b) an answer, to which the output of the generated program is compared, in order to evaluate its functional correctness (see the Execute part of ③ in the figure). In the displayed example, the provided input is [1, None, 0, -1, 0], which replaces {input} in p_1 , and the gold answer is [1, None, -1, 0, 0]. ② Our model conditions on the concatenation of interleaved past prompts and *generated responses* in a chronological order. ③ Generated responses from each turn are concatenated and executed, where the output is compared to the answer.

which is available via synthesized subprograms. To integrate both, we feed the model with an interleaved concatenation of prompts and *generated* samples at each turn.¹⁵ The concatenated history increases in length linearly over turns and is truncated from the beginning if it exceeds the maximum input length for the model. We illustrate this process at ② in Figure 2.

Models pre-trained on multiple programming languages are capable of producing code in multiple languages, whereas we expect the model to generate a Python program to solve the problems in MTPB. To encourage this, we inform the model of the target programming language to generate via a prefix before the first turn. Specifically, we use the following: # Import libraries.\n import numpy as np.

4.3 Execution Environment

The goal of MTPB is to evaluate and quantify the degree of problem solving capabilities of a model in a multi-turn discourse. As such, the benchmark requires to execute and verify the generated solutions.

¹⁵Due to feeding the generated output back into the input for the next turn, errors in earlier turns may negatively affect generation at later turns. However, we did not systematically observe such a phenomenon in practice. We leave more effective conditioning on the history for future work.

Data	Model	Pass Rate [†] [%]	
		2.7B	6.1B
THEPILE	GPT-NEO & GPT-J	7.06	17.84
THEPILE	CODEGEN-NL	11.18	16.34
BIGQUERY	CODEGEN-MULTI	23.55	27.18
BIGPYTHON	CODEGEN-MONO	47.14	51.91

Table 5: Evaluation results on the Multi-Turn Programming Benchmark. The conversational program synthesis performance varies as a function of model size (columns) and code data size (rows).

Prompt	PPL [↓]		Pass Rate [†] [%]	
	2.7B	6.1B	2.7B	6.1B
Single-Turn	10.11	9.44	26.15	26.91
Multi-Turn	8.19	7.67	47.14	51.91

Table 6: Comparison between multi-turn user specifications and concatenated single-turn specifications on perplexity (PPL) and program synthesis performance (as measured by pass rate). The perplexity and pass rate are computed with CODEGEN-MONO 2.7B and CODEGEN-MONO 6.1B.

For execution, the history of pairs of prompts and generated completions is concatenated into a self-contained program (see ③ in Figure 2 for an example). The program is then executed in an isolated Python environment following the single-turn HumanEval benchmark (Chen et al., 2021). However, the problems in HumanEval are constructed in such a way that a known function signature is completed, thus invocation of the generated code under a set of functional unit tests is trivial. In our multi-turn case, no such entry point (or return value) is guaranteed to be generated. To circumvent the issue of a missing return signature (or value), the last prompt of the multi-turn problems in MTPB is always specified to print out the resulting state to the terminal. Then, the benchmark execution environment overloads the Python `print(args)` function and stores `args` on a stack. If the sampled code for the last prompt of a problem does not include the `print()` statement, which is a valid convention to print on the terminal in Python or specifically Jupyter notebooks, then the AST of the generated code will be mutated to inject an invocation of `print()`. Finally, a type-relaxed equivalence check (e.g., an implicit conversion between lists and tuples) of `args` against the predefined gold output of the problem is performed to determine test failure or success.

4.4 Conversational Programming Capacity Scales as a Function of Model Size and Data Size

In this analysis, we investigate how two factors, model size (in terms of the number of model parameters) and data size (in terms of the data size in the evaluation domain and the size of Python pre-training data in the current case), affect the program synthesis capacity in a multi-turn conversational paradigm. We train models in two sizes, 2.7B and 6.1B, on the following datasets: THEPILE, BIGQUERY, BIGPYTHON, which have increasingly more Python data (see Section 2.1 for more details). GPT-NEO, GPT-J, CODEGEN-NL 2.7B, and CODEGEN-NL 6.1B are trained on THEPILE. CODEGEN-MULTI 2.7B and CODEGEN-MULTI 6.1B are initialized with CODEGEN-NL 2.7B and CODEGEN-NL 6.1B respectively, and then trained on the BIGQUERY. CODEGEN-MONO 2.7B and CODEGEN-MONO 6.1B are initialized with CODEGEN-MULTI 2.7B and CODEGEN-MULTI 6.1B, and then trained on the BIGPYTHON. In the MTPB, each problem has 5 test cases and we sample 40 samples for each test case with each model, based on which the pass rate is computed for each problem. The MTPB evaluation results (average pass rate) for our CODEGEN models and the baselines are shown in Table 5. Clearly, the performance on the MTPB enhances as a function of the model size and data size. It suggests that the capacity of conversational program synthesis scales as a function of the model size and data size. The models are simply trained with an autoregressive language modeling objective. While the model and the data scale up, conversational capacity emerges.

<pre> # Import libraries. import numpy as np # Initialize the variable named lst1 with a list ['abc', 'ab10c', 'a10bc', 'bcd']. lst1 = ['abc', 'ab10c', 'a10bc', 'bcd'] # Create a function called num_in_str() to check whether a string contains a number . def num_in_str(s): for i in s: if i.isdigit(): return True else: return False # Call the function num_in_str() to find strings in lst1 that have numbers and assign them to a list named lst2 lst2 = [] for i in lst1: if num_in_str(i): lst2.append(i) # Print out lst2 print(lst2) </pre>	<pre> # Import libraries. import numpy as np # Initialize the variable named lst1 with a list ['abc', 'ab10c', 'a10bc', 'bcd']. lst1 = ['abc', 'ab10c', 'a10bc', 'bcd'] # Create a function called num_in_str() to check whether a string contains a number . def num_in_str(string): """ This function checks whether a string contains a number. """ if any(char.isdigit() for char in string): return True else: return False # Call the function num_in_str() to find strings in lst1 that have numbers and assign them to a list named lst2 lst2 = [string for string in lst1 if num_in_str(string)] # Print out lst2 print(lst2) </pre>
--	---

CODEGEN-MONO 2.7B

CODEGEN-MONO 6.1B

Figure 3: Comparison of two CODEGEN models on the “Detect digits” problem. CODEGEN-MONO 2.7B fails to write a program that detects digits in an arbitrary location of a string, while CODEGEN-MONO 6.1B on the right correctly uses `any()` to implement the specification in the previous prompt.

4.5 Better User Specification Understanding with Multi-turn Factorization

We hypothesize that multi-turn factorization makes the model understand user intent specifications better, which in turn might lead to higher program synthesis capacity. In the following, we will test this hypothesis. We compare a model’s understanding of the multi-turn specifications with that of the concatenated specifications which are inputted to the model in a single turn. As discussed in Section 3.3, we adopt the prompt perplexity as a proxy for user intent understanding. Therefore, we compare the perplexity of the multi-turn prompts and that of the concatenated single-turn prompts under the CODEGEN-MONO 2.7B and the CODEGEN-MONO 6.1B.

The average perplexity (see Appendix C for the calculation details) over all the problems in the MTPB for the two models are displayed in the left panel of Table 6. For both models, the single-turn specification has a higher average perplexity than the multi-turn specification. It implies that the multi-turn user specifications can be better understood by the models. We also notice that the average perplexity for both multi-turn and single-turn intent specifications under the larger model (6.1B) is

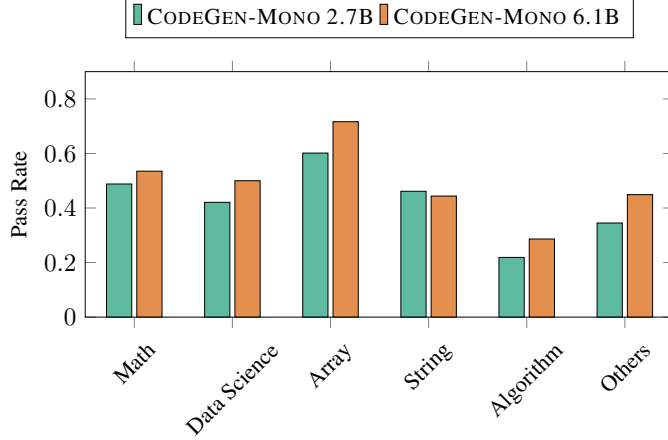


Figure 4: Comparison of CODEGEN-MONO 2.7B and CODEGEN-MONO 6.1B by the category of programming problems.

slightly lower than that under the smaller model (2.7B), indicating that the larger one understands the user intent better than the smaller one.

Furthermore, we also compare the program synthesis performance with the multi-turn prompts to that with the concatenated single-turn prompts. The results for CODEGEN-MONO 2.7B and CODEGEN-MONO 6.1B are shown in the right panel in Table 6. With the multi-turn specifications, the performance is almost doubled from that with the single-turn specifications. Together with the perplexity analysis above, it appears that factorizing a user specification into multiple steps and leveraging the emerged conversational capacity of large language models allow them to digest the specification more easily and synthesize programs more successfully.

4.6 Comparison by Category

In the following analysis, we compare the performance of CODEGEN-MONO 2.7B and CODEGEN-MONO 6.1B for each the category of the proposed problems in Figure 4 to gauge the problem solving capacity with respect to certain aspects. Each problem is exclusively assigned to one of the following categories: math, data science, array, string, algorithm, and others. The assignment of a problem to a category is based on the knowledge entailed to complete the task. We refer to Appendix B for a complete list of problems with the assigned categories.

The improvement of the larger model is most significant on the array category, while it also shows enhancement on other categories except on the string category. We also observe that both models perform the worst on the algorithm problems. These problems (*e.g.*, the two-sum problem, the fizz buzz problem) are in general hard and require deeper reasoning compared to other types of problems.

4.7 Qualitative Examples

To further understand the model behavior differences over model sizes, we examine failure cases of CODEGEN-MONO 2.7B as compared to CODEGEN-MONO 6.1B. While both models are capable of generating reasonable code given prompts at each turn, CODEGEN-MONO 2.7B exhibits a higher tendency of miss-interpreting a prompt and thus incorrect implementation. We show a representative example in Figure 3. Here, the `num_in_str` function generated by CODEGEN-MONO 2.7B will not check the rest of the given string `s` if the first character is not a digit in spite of the prompt specifying “a string contains a number”. This bug is not present in the sample from CODEGEN-MONO 6.1B, where the function correctly uses `any()` function to capture digits at arbitrary positions. We include side-by-side comparisons of additional samples in Appendix D.

5 Conclusion

We study program synthesis with large causal language models trained on code data. We assume that conversational capacity emerges from the simple language modeling as the model size and data size scale up. Leveraging the conversational capacity and observing that better user intent understanding leads to better program synthesis, we propose a conversational program synthesis approach in which program synthesis is achieved through a multi-turn conversation between a user and a system. In our research, we also develop the Multi-Turn Programming Benchmark (MTPB) to investigate our models’ capacity on synthesizing programs in such a conversational paradigm. Our experiments confirm that conversational capacity indeed emerges from language modeling, and the conversational programming capacity scales as a function of the model size and data size. The intent specifications, which are specified in multiple steps, are digested more easily by the models and lead to more accurate program synthesis. We plan to open source the training code and the model checkpoints to facilitate future research and practical applications in this area.

Acknowledgements

We would like to thank Aran Komatsuzaki, Ben Wang, Phil Wang, Nitish Shirish Keskar, and Donald Rose for their invaluable suggestions and assistance.

References

- Jacob Austin, Augustus Odena, Maxwell Nye, Maarten Bosma, Henryk Michalewski, David Dohan, Ellen Jiang, Carrie Cai, Michael Terry, Quoc Le, et al. 2021. Program synthesis with large language models. *arXiv preprint arXiv:2108.07732*.
- Alexei Baevski, Henry Zhou, Abdelrahman Mohamed, and Michael Auli. 2020. wav2vec 2.0: A framework for self-supervised learning of speech representations. *arXiv preprint arXiv:2006.11477*.
- Dzmitry Bahdanau, Kyunghyun Cho, and Yoshua Bengio. 2014. Neural machine translation by jointly learning to align and translate. *arXiv preprint arXiv:1409.0473*.
- Sid Black, Leo Gao, Phil Wang, Connor Leahy, and Stella Biderman. 2021. GPT-Neo: Large Scale Autoregressive Language Modeling with Mesh-Tensorflow. If you use this software, please cite it using these metadata.
- James Bradbury, Roy Frostig, Peter Hawkins, Matthew James Johnson, Chris Leary, Dougal Maclaurin, George Nectra, Adam Paszke, Jake VanderPlas, Skye Wanderman-Milne, and Qiao Zhang. 2018. JAX: composable transformations of Python+NumPy programs.
- Tom Brown, Benjamin Mann, Nick Ryder, Melanie Subbiah, Jared D Kaplan, Prafulla Dhariwal, Arvind Neelakantan, Pranav Shyam, Girish Sastry, Amanda Askell, et al. 2020. Language models are few-shot learners. *Advances in neural information processing systems*, 33:1877–1901.
- Paweł Budzianowski and Ivan Vulić. 2019. Hello, it’s GPT-2 - how can I help you? towards the use of pretrained language models for task-oriented dialogue systems. In *Proceedings of the 3rd Workshop on Neural Generation and Translation*, pages 15–22, Hong Kong. Association for Computational Linguistics.
- Mark Chen, Jerry Tworek, Heewoo Jun, Qiming Yuan, Henrique Ponde de Oliveira Pinto, Jared Kaplan, Harri Edwards, Yuri Burda, Nicholas Joseph, Greg Brockman, et al. 2021. Evaluating large language models trained on code. *arXiv preprint arXiv:2107.03374*.
- Alvin Cheung, Armando Solar-Lezama, and Samuel Madden. 2013. Optimizing database-backed applications with query synthesis. *ACM SIGPLAN Notices*, 48(6):3–14.
- Colin B Clement, Dawn Drain, Jonathan Timcheck, Alexey Svyatkovskiy, and Neel Sundaresan. 2020. Pymt5: multi-mode translation of natural language and python code with transformers. *arXiv preprint arXiv:2010.03150*.
- Jacob Devlin, Ming-Wei Chang, Kenton Lee, and Kristina Toutanova. 2018. Bert: Pre-training of deep bidirectional transformers for language understanding. *arXiv preprint arXiv:1810.04805*.

- Alexey Dosovitskiy, Lucas Beyer, Alexander Kolesnikov, Dirk Weissenborn, Xiaohua Zhai, Thomas Unterthiner, Mostafa Dehghani, Matthias Minderer, Georg Heigold, Sylvain Gelly, et al. 2020. An image is worth 16x16 words: Transformers for image recognition at scale. *arXiv preprint arXiv:2010.11929*.
- Zhangyin Feng, Daya Guo, Duyu Tang, Nan Duan, Xiaocheng Feng, Ming Gong, Linjun Shou, Bing Qin, Ting Liu, Daxin Jiang, et al. 2020. Codebert: A pre-trained model for programming and natural languages. *arXiv preprint arXiv:2002.08155*.
- Leo Gao, Stella Biderman, Sid Black, Laurence Golding, Travis Hoppe, Charles Foster, Jason Phang, Horace He, Anish Thite, Noa Nabeshima, et al. 2020. The pile: An 800gb dataset of diverse text for language modeling. *arXiv preprint arXiv:2101.00027*.
- Sumit Gulwani, Oleksandr Polozov, Rishabh Singh, et al. 2017. Program synthesis. *Foundations and Trends® in Programming Languages*, 4(1-2):1–119.
- Dan Hendrycks, Steven Basart, Saurav Kadavath, Mantas Mazeika, Akul Arora, Ethan Guo, Collin Burns, Samir Puranik, Horace He, Dawn Song, and Jacob Steinhardt. 2021. Measuring coding challenge competence with APPS. In *Thirty-fifth Conference on Neural Information Processing Systems Datasets and Benchmarks Track (Round 2)*.
- Ari Holtzman, Jan Buys, Li Du, Maxwell Forbes, and Yejin Choi. 2019. The curious case of neural text degeneration. *arXiv preprint arXiv:1904.09751*.
- Ehsan Hosseini-Asl, Bryan McCann, Chien-Sheng Wu, Semih Yavuz, and Richard Socher. 2020. A simple language model for task-oriented dialogue. *Advances in Neural Information Processing Systems*, 33:20179–20191.
- Srinivasan Iyer, Ioannis Konstas, Alvin Cheung, and Luke Zettlemoyer. 2018. Mapping language to code in programmatic context. In *Proceedings of the 2018 Conference on Empirical Methods in Natural Language Processing*, pages 1643–1652, Brussels, Belgium. Association for Computational Linguistics.
- Rajeev Joshi, Greg Nelson, and Keith Randall. 2002. Denali: A goal-directed superoptimizer. *ACM SIGPLAN Notices*, 37(5):304–314.
- John Jumper, Richard Evans, Alexander Pritzel, Tim Green, Michael Figurnov, Olaf Ronneberger, Kathryn Tunyasuvunakool, Russ Bates, Augustin Žídek, Anna Potapenko, et al. 2021. Highly accurate protein structure prediction with alphafold. *Nature*, 596(7873):583–589.
- Aditya Kanade, Petros Maniatis, Gogul Balakrishnan, and Kensen Shi. 2020. Learning and evaluating contextual embedding of source code. In *International Conference on Machine Learning*, pages 5110–5121. PMLR.
- Diederik P Kingma and Jimmy Ba. 2014. Adam: A method for stochastic optimization. *arXiv preprint arXiv:1412.6980*.
- Mike Lewis, Yinhan Liu, Naman Goyal, Marjan Ghazvininejad, Abdelrahman Mohamed, Omer Levy, Ves Stoyanov, and Luke Zettlemoyer. 2019. Bart: Denoising sequence-to-sequence pre-training for natural language generation, translation, and comprehension. *arXiv preprint arXiv:1910.13461*.
- Yujia Li, David Choi, Junyoung Chung, Nate Kushman, Julian Schrittwieser, Rémi Leblond, Tom Eccles, James Keeling, Felix Gimeno, Agustin Dal Lago, Thomas Hubert, Peter Choy, Cyprien de Masson d’Autume, Igor Babuschkin, Xinyun Chen, Po-Sen Huang, Johannes Welbl, Sven Gowal, Alexey Cherepanov, James Molloy, Daniel Mankowitz, Esme Sutherland Robson, Pushmeet Kohli, Nando de Freitas, Koray Kavukcuoglu, and Oriol Vinyals. 2022. Competition-level code generation with alphacode.
- Yinhan Liu, Myle Ott, Naman Goyal, Jingfei Du, Mandar Joshi, Danqi Chen, Omer Levy, Mike Lewis, Luke Zettlemoyer, and Veselin Stoyanov. 2019. Roberta: A robustly optimized bert pretraining approach. *arXiv preprint arXiv:1907.11692*.
- Zohar Manna and Richard J Waldinger. 1971. Toward automatic program synthesis. *Communications of the ACM*, 14(3):151–165.

- Antonio Valerio Miceli Barone and Rico Sennrich. 2017. A parallel corpus of python functions and documentation strings for automated code documentation and code generation. In *Proceedings of the Eighth International Joint Conference on Natural Language Processing (Volume 2: Short Papers)*, pages 314–319, Taipei, Taiwan. Asian Federation of Natural Language Processing.
- Aaron van den Oord, Yazhe Li, and Oriol Vinyals. 2018. Representation learning with contrastive predictive coding. *arXiv preprint arXiv:1807.03748*.
- Pavel Panchekha, Alex Sanchez-Stern, James R Wilcox, and Zachary Tatlock. 2015. Automatically improving accuracy for floating point expressions. *ACM SIGPLAN Notices*, 50(6):1–11.
- Razvan Pascanu, Tomas Mikolov, and Yoshua Bengio. 2013. On the difficulty of training recurrent neural networks. In *International conference on machine learning*, pages 1310–1318. PMLR.
- Colin Raffel, Noam Shazeer, Adam Roberts, Katherine Lee, Sharan Narang, Michael Matena, Yanqi Zhou, Wei Li, and Peter J Liu. 2019. Exploring the limits of transfer learning with a unified text-to-text transformer. *arXiv preprint arXiv:1910.10683*.
- Samyam Rajbhandari, Jeff Rasley, Olatunji Ruwase, and Yuxiong He. 2020. Zero: Memory optimizations toward training trillion parameter models. In *SC20: International Conference for High Performance Computing, Networking, Storage and Analysis*, pages 1–16. IEEE.
- Alexander Rives, Joshua Meier, Tom Sercu, Siddharth Goyal, Zeming Lin, Jason Liu, Demi Guo, Myle Ott, C Lawrence Zitnick, Jerry Ma, et al. 2021. Biological structure and function emerge from scaling unsupervised learning to 250 million protein sequences. *Proceedings of the National Academy of Sciences*, 118(15).
- Mohammad Shoeybi, Mostofa Patwary, Raul Puri, Patrick LeGresley, Jared Casper, and Bryan Catanzaro. 2019. Megatron-lm: Training multi-billion parameter language models using model parallelism. *arXiv preprint arXiv:1909.08053*.
- Jianlin Su, Yu Lu, Shengfeng Pan, Bo Wen, and Yunfeng Liu. 2021. Roformer: Enhanced transformer with rotary position embedding. *arXiv preprint arXiv:2104.09864*.
- Ashish Vaswani, Noam Shazeer, Niki Parmar, Jakob Uszkoreit, Llion Jones, Aidan N Gomez, Łukasz Kaiser, and Illia Polosukhin. 2017. Attention is all you need. In *Advances in neural information processing systems*, pages 5998–6008.
- Ben Wang and Aran Komatsuzaki. 2021. GPT-J-6B: A 6 Billion Parameter Autoregressive Language Model. <https://github.com/kingoflolz/mesh-transformer-jax>.
- Yue Wang, Weishi Wang, Shafiq Joty, and Steven CH Hoi. 2021. Codet5: Identifier-aware unified pre-trained encoder-decoder models for code understanding and generation. *arXiv preprint arXiv:2109.00859*.
- Pengcheng Yin and Graham Neubig. 2017. A syntactic neural model for general-purpose code generation. In *Proceedings of the 55th Annual Meeting of the Association for Computational Linguistics (Volume 1: Long Papers)*, pages 440–450.

A Pass@ k Estimator

We use the unbiased estimator proposed in Chen et al. (2021) to compute $\text{pass}@k$. For each task, $n \geq k$ samples are sampled. In particular, we use $n = 200$ and $k \leq 100$. Suppose c is the number of correct samples, among the n samples, which pass all the unit tests. Then the unbiased estimator is defined as follows:

$$\text{pass}@k = \mathbb{E}_{\text{Problems}} \left[1 - \frac{\binom{n-c}{k}}{\binom{n}{k}} \right] \quad (1)$$

Directly computing this estimator is numerically unstable. A numerically stable numpy implementation introduced by Chen et al. (2021) is displayed in Figure 5.

```
def pass_at_k(n, c, k):  
    """  
    :param n: total number of samples  
    :param c: number of correct samples  
    :param k: k in pass@k$  
    """  
    if n - c < k: return 1.0  
    return 1.0 - np.prod(1.0 - k / np.arange(n - c + 1, n + 1))
```

Figure 5: A numerically stable implementation for calculating an unbiased estimate of $\text{pass}@k$.

B List of MTPB Problems

Problem Name	Problem Description	Category
Two-sum	Implement the two-sum problem on a given input pair.	Algo.
k-means	Implement and run k-means on sampled points.	D.S.
Convert time	Convert units of time.	math
Squared Fibonacci	Print the squared Fibonacci numbers.	math
Compare counts	Compare the count of positive and negative numbers in a given list.	array
Pandas mean	Construct and compute the mean of a pandas DataFrame.	D.S.
Fizz buzz	Solve the fizz buzz problem.	Algo.
Bi-grams	Print the bi-grams of a sentence.	string
Top note	Print the name with top note out of a dictionary.	dict
Hex to binary	Convert hex to binary and reverse.	math
Invert dict	Detect an inversion of a given dictionary.	dict
Class definition	Create a POJO class.	class
Longest number	Print the longest number.	math
Linear regression	Fit linear regression model with specified function and sk-learn.	D.S.
Encrypt and decrypt	Rotate alphabet for encryption, then reverse the operation.	Algo.
Dedup custom objects	Implement a class with <code>__hash__</code> and obtain a count unique objects.	class
Drunken python	Convert between integer and string without using built-in functions.	string
Morse code	Encode a string into morse code given its conversion rule.	Algo.
Sandwich string	Append a string in the middle of another string.	string
Normalize integer list	Normalize a list of positive integers and print formatted percentages.	math
Even odd sum	Print the sum of even and odd numbers in a list.	math
Shift zeros	Move all the zeros in a list to the right.	array
Bootstrap 95% CI	Calculate the bootstrap 95% confidence interval of an array.	D.S.
Sum even digits	Sum the even digits between two numbers.	math
Min-max diff	Compute the difference between max and min numbers in a list.	array
Distinct chars	Print the sorted, case-insensitive unique characters of a string.	string
Longer string	Compare and print the longer string given two strings.	string
Sum float digits	Sum numbers before and after the decimal point of a float.	math
Count vowels	Count the number of vowels in a string.	string
Factorial	Compute the factorial of n.	math
Max edge triangle	Finds the maximum range of a triangle's third edge.	math
Factorial & remainder	Compute the factorial and its remainder when divided.	math
Sum polygon angles	Sum the angles in a polygon.	math
Sum string numbers	Add together two numbers represented in string.	string
Min-max sum	Sum the range from the minimum to the maximum of a list.	array
Vowel overlap	Find the number of overlapped vowels of two words.	string
Sum negative	Calculate the sum of negative numbers in a list.	math
Load dataset	Load from a file and print statistics.	D.S.
Char length list	Return a list of non-punctuation character lengths from words.	string
Hex to RGB	Convert a six hexadecimal digit string into list of RGB values.	math
Majority vote	Check if a certain element is the majority of a given list.	array
Week later	Print the formatted date of a week later given a date.	string
Sorted word weights	Check if the list of word weights (sum of ASCII values) are sorted.	math
Create Palindrome	Sum pairs of adjacent digits until the number is palindrome.	string
Simulate Backspace	Apply the backspace characters in a string and print the modified.	string
Data manipulation	Manipulate a pandas DataFrame and split into train and test set.	D.S.
Sum non-overlap	Sum the integers in a (min, max) range that don't appear in a list.	array
Detect digits	Find if a string contains digits.	array
Cascading functions	Sequentially invoke function objects in a given list.	math
Pluralize duplicates	Pluralize duplicated words in a list.	dict

Table 7: List of problems in MTPB. Algo. and D.S. are the abbreviations for algorithm and data science.

C Perplexity Computation for Single- and Multi-turn Prompts

Suppose $\{p_i\}_{i=1}^n$ is the set of prompts for a given problem, and $\{s_i\}_{i=1}^n$ are the n sub-programs synthesized by a model P_θ . Suppose $c_{i-1} = [p_1; s_1; \dots; p_{i-1}; s_{i-1}]$ where $[\cdot; \cdot]$ indicates concatenation, the conditional probability of p_i is $\text{Prob}_i = P_\theta(p_i|c_{i-1})$, and then the perplexity for the multi-turn prompts is computed as

$$\text{PPL}_{\text{Multi-turn}} = \exp \left(-\frac{1}{m} \sum_{i=1}^n \log \text{Prob}_i \right), \quad (2)$$

where m is the total number of tokens of all prompts $\{p_i\}_{i=1}^n$. Suppose $c = [p_1; s_1; \dots; p_n; s_n]$, then its probability is $\text{Prob} = P_\theta(c)$, and the the perplexity for the single-turn prompts is computed as

$$\text{PPL}_{\text{Single-turn}} = \exp \left(-\frac{1}{m} \log \text{Prob} \right). \quad (3)$$

D Generated Samples

We include pairs of generated code by CODEGEN-MONO 2.7B and CODEGEN-MONO 6.1B on 6 additional problems below. Each example has a highlighted section indicating the erroneous and successful generation.

<pre># Import libraries. import numpy as np # Implement a function which returns the n- th Fibonacci number. def fibonacci(n): if n == 0: return 0 elif n == 1: return 1 else: return fibonacci(n - 1) + fibonacci(n - 2) # Implement a function that computes the square of an integer argument. def square(n): if n == 0: return 0 else: return square(n - 1) + n # Print out the square of 10-th Fibonacci number. print(fibonacci(10))</pre>	<pre># Import libraries. import numpy as np # Implement a function which returns the n- th Fibonacci number. def fibonacci(n): if n == 0: return 0 elif n == 1: return 1 else: return fibonacci(n-1) + fibonacci(n -2) # Implement a function that computes the square of an integer argument. def square(n): return n * n # Print out the square of 10-th Fibonacci number. print(fibonacci(10) ** 2)</pre>
--	---

CODEGEN-MONO 2.7B

CODEGEN-MONO 6.1B

Figure 6: Generated samples for “Squared Fibonacci” problem. Left: CODEGEN-MONO 2.7B generates a simple square function wrongly, seemingly affected by the previous fibonacci function definition. Right: CODEGEN-MONO 6.1B correctly implements the required square function. Interestingly, however, it did not use the defined function and computed the square directly in the last turn.

<pre> # Import libraries. import numpy as np # Assign the list of numbers "[-1,-2,-3,-4]" # to a variable named "my_numbers". my_numbers = [-1,-2,-3,-4] # Count the number of negative numbers in # the list as "n_neg". n_neg = my_numbers.count(-1) # Count the number of positive numbers in # the list as "n_pos". n_pos = my_numbers.count(1) # Print out the larger number of those two. print(f"The larger number of the two numbers is: {max(n_neg,n_pos)}") </pre>	<pre> # Import libraries. import numpy as np # Assign the list of numbers "[-1,-2,-3,-4]" # to a variable named "my_numbers". my_numbers = [-1,-2,-3,-4] # Count the number of negative numbers in # the list as "n_neg". n_neg = 0 for i in my_numbers: if i < 0: n_neg += 1 # Count the number of positive numbers in # the list as "n_pos". n_pos = 0 for i in my_numbers: if i > 0: n_pos += 1 # Print out the larger number of those two. if n_neg > n_pos: print(n_neg) else: print(n_pos) </pre>
---	---

CODEGEN-MONO 2.7B

CODEGEN-MONO 6.1B

Figure 7: Generated samples for “Compare counts” problem. While the prompt asks to count positive and negative numbers, CODEGEN-MONO 2.7B counts the number of 1 and -1 . CODEGEN-MONO 6.1B implements both specifications correctly.

```

# Import libraries.

import numpy as np

# Import the class LinearRegression from
sklearn.

from sklearn.linear_model import
    LinearRegression

# Import math.

import math

# Assign integers ranging from 0 to 10 (
    inclusive) to "x".

x = np.arange(0, 11)

# Define a function "f" that multiplies a
    input argument by 2.

def f(x):
    return x * 2

# Create a numpy array of numbers "y" by
    applying f to each element of x.

y = f(x)

# Initialize a linear regression model.

model = LinearRegression()

# Fit the model to input x and output y (
    reshape both arguments with reshape(-1,
    1)).

model.fit(x.reshape(-1, 1), y)

# Predict a variable "x_hat" at x=[[1]]
    using the fitted model.

x_hat = model.predict(x.reshape(-1, 1))

# Apply ceil() to the predicted value and
    print it as an integer.

print(int(math.ceil(x_hat)))

```

CODEGEN-MONO 2.7B

```

# Import libraries.

import numpy as np

# Import the class LinearRegression from
sklearn.

from sklearn.linear_model import
    LinearRegression

# Import math.

import math

# Assign integers ranging from 0 to 10 (
    inclusive) to "x".

x = np.arange(0, 11)

# Define a function "f" that multiplies a
    input argument by 2.

def f(x):

    return x * 2

# Create a numpy array of numbers "y" by
    applying f to each element of x.

y = f(x)

# Initialize a linear regression model.

model = LinearRegression()

# Fit the model to input x and output y (
    reshape both arguments with reshape(-1,
    1)).

model.fit(x.reshape(-1, 1), y.reshape(-1, 1)
    )

# Predict a variable "x_hat" at x=[[1]]
    using the fitted model.

x_hat = model.predict(np.array([[1]]))

# Apply ceil() to the predicted value and
    print it as an integer.

print(math.ceil(x_hat))

```

CODEGEN-MONO 6.1B

Figure 8: Generated samples for “Linear regression” problem. Both models successfully load the correct model class and fit the data. However, CODEGEN-MONO 2.7B fails to comply with the specification at prediction, where it feeds the model with the data x. CODEGEN-MONO 6.1B correctly addresses the new input $x = [[1]]$ for prediction.

```

# Import libraries.

import numpy as np

# Defines a class "Person" which takes name
and id as constructor arguments.

class Person:
    def __init__(self, name, id):
        self.name = name
        self.id = id

# Extend the class with a function __hash__
which uses the id property as hash value
.

class Person:
    def __init__(self, name, id):
        self.name = name
        self.id = id

    def __hash__(self):
        return self.id

# Extend the class with a function __eq__
which returns true, if the hash value of
the passed object and self are
identical.

class Person:
    def __init__(self, name, id):
        self.name = name
        self.id = id

    def __eq__(self, other):
        return self.id == other.id

# Create a list "persons" with instances of
Person and names "Person A", "Person B",
"Person C" and ids 1, 2, 2.

persons = [Person("Person A", 1), Person("
Person B", 2), Person("Person C", 2)]

# Create a set "unique_persons" of this list
.

unique_persons = set(persons)

# Print the number of elements in the set.

print(len(unique_persons))

```

CODEGEN-MONO 2.7B

```

# Import libraries.

import numpy as np

# Defines a class "Person" which takes name
and id as constructor arguments.

class Person:
    def __init__(self, name, id):
        self.name = name
        self.id = id

# Extend the class with a function __hash__
which uses the id property as hash value
.

class Person:
    def __init__(self, name, id):
        self.name = name
        self.id = id

    def __hash__(self):
        return self.id

# Extend the class with a function __eq__
which returns true, if the hash value of
the passed object and self are
identical.

class Person:
    def __init__(self, name, id):
        self.name = name
        self.id = id

    def __hash__(self):
        return self.id

    def __eq__(self, other):
        return self.id == other.id

# Create a list "persons" with instances of
Person and names "Person A", "Person B",
"Person C" and ids 1, 2, 2.

persons = [Person("Person A", 1), Person("
Person B", 2), Person("Person C", 2)]

# Create a set "unique_persons" of this list
.

unique_persons = set(persons)

# Print the number of elements in the set.

print(len(unique_persons))

```

CODEGEN-MONO 6.1B

Figure 9: Generated samples for “Dedup custom objects” problem. Left: CODEGEN-MONO 2.7B fails to retain the `__hash__` function in the third turn, which results in an error when calling the `set()` function on the list of `Person` objects. Right: CODEGEN-MONO 6.1B keeps the function, but generates the class definition from scratch instead of extending.

<pre> # Import libraries. import numpy as np # Define a string named 's' with the value ' Raising Skinny Elephants Is Utterly Boring'. s = 'Raising Skinny Elephants Is Utterly Boring' # Import re and compile a regular expression that matches comma and period and store the result to variable 'pattern' import re pattern = re.compile(r'[.,]') # Use the variable 'pattern' to substitute all the commas and periods in the string 's' and store the result to variable ' s2' s2 = pattern.sub(' ', s) # Split the string 's2' into a list of words with a space and store the result to variable 'words' words = s2.split(' ') # Print a list of integers consisting of the length of each word in 'words' print(len(words)) </pre>	<pre> # Import libraries. import numpy as np # Define a string named 's' with the value ' Raising Skinny Elephants Is Utterly Boring'. s = 'Raising Skinny Elephants Is Utterly Boring' # Import re and compile a regular expression that matches comma and period and store the result to variable 'pattern' import re pattern = re.compile(r'[.,\.]') # Use the variable 'pattern' to substitute all the commas and periods in the string 's' and store the result to variable ' s2' s2 = pattern.sub(' ', s) # Split the string 's2' into a list of words with a space and store the result to variable 'words' words = s2.split() # Print a list of integers consisting of the length of each word in 'words' print(list(map(len, words))) </pre>
---	---

CODEGEN-MONO 2.7B

CODEGEN-MONO 6.1B

Figure 10: Generated samples for “Char length list” problem. CODEGEN-MONO 2.7B on the right makes a mistake on the regular expression to match the punctuation, while CODEGEN-MONO 6.1B on the left correctly implements it.


```

# Import libraries.

import numpy as np

# Create a function named 'word_weight' that
  takes a string as input and returns the
  sum of ASCII values of each alphabet in
  the string.

def word_weight(word):
    return sum([ord(c) for c in word])

# Given a list of strings named 'words' with
  the value
  ['apple', 'banana', 'carrot'], apply
  the function 'word_weight' to each word
  and store the result to variable '
  weights'.

weights = []

for word in words:
    weights.append(word_weight(word))

print(weights)

# Print 'True' if the sorted 'weights' is
  the same as the original 'weights',
  otherwise 'False'.

print(sorted(weights) == weights)

```

CODEGEN-MONO 2.7B

```

# Import libraries.

import numpy as np

# Create a function named 'word_weight' that
  takes a string as input and returns the
  sum of ASCII values of each alphabet in
  the string.

def word_weight(word):
    return sum(ord(c) for c in word)

# Given a list of strings named 'words' with
  the value ['apple', 'banana', 'carrot
  '], apply the function 'word_weight' to
  each word and store the result to
  variable 'weights'.

words = ['apple', 'banana', 'carrot']
weights = [word_weight(word) for word in
  words]
print(weights)

# Print 'True' if the sorted 'weights' is
  the same as the original 'weights',
  otherwise 'False'.

print(sorted(weights) == weights)

```

CODEGEN-MONO 6.1B

Figure 11: Generated samples for “Sorted word weights” problem. CODEGEN-MONO 2.7B on the right fails to initialize the necessary variable, while CODEGEN-MONO 6.1B defines it in the right place.