

Causal Inference with Invalid Instruments: Exploring Non-linear Treatment Models with Machine Learning

Zijian Guo

Department of Statistics, Rutgers University, USA

Peter Bühlmann

Seminar for Statistics, ETH Zürich, Switzerland.

Summary. We discuss causal inference for observational studies with possibly invalid instrumental variables. We propose a novel methodology called two-stage curvature identification (TSCI), which explores the nonlinear treatment model with machine learning and adjusts for different forms of violating the instrumental variable assumptions. The success of TSCI requires the instrumental variable's effect on treatment to differ from its violation form. A novel bias correction step is implemented to remove bias resulting from potentially high complexity of machine learning. Our proposed TSCI estimator is shown to be asymptotically unbiased and normal even if the machine learning algorithm does not consistently estimate the treatment model. We design a data-dependent method to choose the best among several candidate violation forms. We apply TSCI to study the effect of education on earnings.

Keywords: Generalized IV strength, Confidence interval, Random forests, Boosting, Neural network.

1. Introduction

Observational studies are major sources for inferring causal effects when randomized experiments are not feasible. But such causal inference from observational studies requires strong assumptions and may be invalid due to the presence of unmeasured confounders. The instrumental variable (IV) regression is a practical and highly popular causal inference approach in the presence of unmeasured confounders. As illustrated in Figure 1, the IVs are required to satisfy three assumptions: conditioning on the baseline covariates, (A1) the IVs are associated with the treatment variable; (A2) the IVs are not associated with the unmeasured confounders; (A3) the IVs do not directly affect the outcome variable.

While (A1) will be implicitly present throughout the paper, the precise definitions of (A2) and (A3) are given later.

Despite the popularity of the IV method, there is a major concern on whether the used IVs satisfy (A1)-(A3) in practice. Assumption (A1) requires the IV to be strongly associated with the treatment variable, which can be checked with an F-test in a first-stage linear regression model. Assumptions (A2) and (A3) ensure that the IV only affects the outcome through the treatment. If an IV violates either (A2) or (A3), we call it an invalid IV and define its functional form of violating (A2) and (A3) as the violation form, e.g., a linear violation. Most empirical analyses rely on external knowledge to

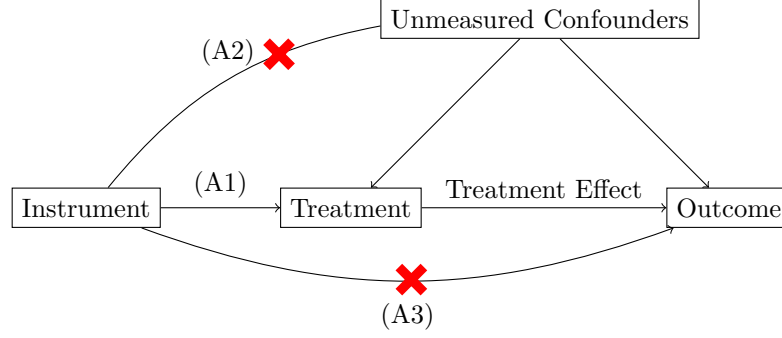


Fig. 1: Illustration of IV assumptions (A1)-(A3).

argue about the validity of (A2) and (A3). We propose here a framework that does not rely on such additional assumptions as we believe there is a great need to develop a robust causal inference method against IVs violating the classical assumptions.

1.1. Our results and contribution

We focus on the setting where all IVs are allowed to be invalid, and propose a novel two-stage curvature identification (TSCI) method to infer the treatment effect. A key identification assumption is that the violations of (A2) and (A3) arise from simpler forms than the association between the treatment and the IVs; that is, we exclude “special coincidences” such as the IVs’ violations as well as the association between treatment and IVs are all linear. For a user-specific violation form, this identification condition can be evaluated with the generalized IV strength measure introduced in Section 3.4.

An important operational step is to fit the treatment model with a machine learning (ML) algorithm, e.g., random forests, boosting, or deep neural networks. This first-stage ML model helps capture a general nonlinear relationship between treatment and the IVs. In the second stage, we leverage the ML prediction and adjust for different IV violation forms. A main novelty of our proposal is to estimate the bias resulting from high complexity of the first-stage ML and implementing a corresponding bias correction step; see more details in Section 3.2.

We show that the TSCI estimator is asymptotically normal when the generalized IV strength measure is sufficiently large. The validity of our proposed TSCI confidence interval does not require the ML algorithm to be consistent but holds as long as the ML algorithm captures enough associations between the treatment and the IVs. We propose a generalized IV strength test, indicating whether the associations captured by the ML algorithm are sufficient or not, the latter resulting in unreliable behavior due to under-fitted machine learning.

Furthermore, we show that a data-adaptive construction of IV violation forms is important for reliable performance. Among a collection of IV violation forms, we devise a data-dependent way of choosing the most suitable violation form. When we specify a null violation form, our TSCI is reduced to the special setting assuming valid IVs. Our proposed general TSCI methodology does not exclude the possibility of the IVs being valid, but provides a robust IV method against different invalidity forms.

To sum up, the contribution of the current paper is two-fold:

- (a) Our proposed TSCI method is a robust IV approach allowing for a broad class of invalid IVs. TSCI explores a nonlinear treatment model with ML and leads to more reliable causal conclusions than existing methods assuming valid IVs.
- (b) TSCI provides an efficient way of integrating the first-stage ML. A methodological novelty of TSCI is its bias correction in its second stage, which addresses the issue of high complexity and potential overfitting of ML. Interestingly, the asymptotic normality and validity of the TSCI confidence interval do not require the ML algorithm to consistently estimate the conditional mean of the treatment model.

1.2. Comparison to existing literature

There is relevant literature on causal inference when the assumptions (A2) and (A3) are violated. When all IVs are invalid, Lewbel (2012); Tchetgen et al. (2021) proposed an identification strategy by assuming that the variance of the treatment model error is heteroscedastic and the covariance between the treatment and outcome models errors is homoscedastic. Our proposed TSCI is based on a different idea by exploring the nonlinear structure between the treatment and the IVs not requiring anything on homo- and heteroscedasticity. Bowden et al. (2015) and Kolesár et al. (2015) considered inference for the treatment effect when the direct effect of the IVs on the outcome is nearly orthogonal to the effect of the IVs on the treatment. Han (2008); Bowden et al. (2016); Kang et al. (2016); Windmeijer et al. (2019); Guo et al. (2018); Windmeijer et al. (2021) considered the setting that a proportion of the candidate IVs are valid and made inference for the treatment effect by selecting valid IVs in a data-dependent way. Along this line, Guo (2021) proposed a uniform inference procedure that is robust to the selection of the IVs. More recently, Sun et al. (2021) leveraged the number of valid IVs and used the interaction of genetic markers to identify the causal effect. In contrast to assuming the orthogonality and existence of valid IVs, our proposed TSCI is effective even if *all* IVs are invalid and the effect orthogonality condition does not hold.

The nonlinear structure of the treatment model has been explored in the econometric and the more recent ML literature. Particularly, the construction of a non-parametric treatment model has been considered in the IV regression literature (Kelejian, 1971; Amemiya, 1974; Newey, 1990), with a low order polynomial transformation of IVs (Kelejian, 1971) or a nearest neighborhood and series approximation (Newey, 1990). Belloni et al. (2012) proposed constructing the optimal IVs with a Lasso-type first-stage estimator. The non-parametric and high-dimensional treatment model helps construct efficient IV estimators. More recently, Chen et al. (2020); Liu et al. (2020) proposed constructing the IV as the first-stage prediction given by the ML algorithm. All of the above works are focused on the valid IV setting. In contrast, our current paper applies to the more robust regime where the IVs are allowed to violate assumptions (A2) or (A3) in a range of forms. Even in the context of valid IVs, our proposed TSCI may lead to a more accurate estimator than directly using the predicted value for the treatment model as the new IV (Chen et al., 2020; Liu et al., 2020); see Section 3.3 for details.

Angrist and Pischke (2009)[Sec.4.6.1] pointed out the possibility of identifying the effect when the IV has a linear direct effect on the outcome, but the treatment model is a

nonlinear parametric model of the IV. Alternatively, we may learn a nonlinear treatment model by using a set of prespecified basis functions of the IVs and adjust for a linear IV violation form. In contrast, the first-stage ML algorithm in our proposal is often more powerful in learning the complex nonlinear treatment model but requires a more delicate following-up statistical procedure to integrate the first-stage ML prediction; see Section 3.3 for more details. Additionally, instead of betting on the existence of nonlinearity, our proposed generalized IV strength measure guides whether an IV is sufficiently strong after adjusting for invalid forms.

ML algorithms have been integrated into the IV analysis to better capture the complex relationship in the outcome model. Athey et al. (2019) proposed the generalized random forests and applied it to make inferences for heterogeneous treatment effect; Hartford et al. (2017) proposed the Deep IV method by fitting the outcome and treatment models with deep neural networks; Bennett et al. (2019) studied the deep generalized method of moments with IVs; Xu et al. (2020) applied the deep neural networks to define the nonlinear features of the treatments and instruments. All of these works require prior knowledge of valid IVs, while our current paper assumes a homogeneous treatment effect and focuses on the different robust IV framework with possibly invalid IVs. Double machine learning (Chernozhukov et al., 2018) and regularizing double machine learning (Emmenegger and Bühlmann, 2021) were proposed to apply ML algorithms to construct estimators of nuisance parameters. The framework is still built on assuming valid IVs, and the effect identification only uses a linear association between the treatment and the IVs. Our current proposal is distinct because we allow for invalid IVs and utilize the possibly nonlinear relationship between the treatment and IVs.

Notation. For a matrix $X \in \mathbb{R}^{n \times p}$, a vector $x \in \mathbb{R}^n$, and a set $\mathcal{A} \subset \{1, \dots, n\}$, we use $X_{\mathcal{A}}$ to denote the submatrix of X whose row indices belong to \mathcal{A} , and $x_{\mathcal{A}}$ to denote the sub-vector of x with indices in \mathcal{A} . For a set \mathcal{A} , $|\mathcal{A}|$ denotes the cardinality of \mathcal{A} . For a vector $x \in \mathbb{R}^p$, the ℓ_q norm of x is defined as $\|x\|_q = (\sum_{l=1}^p |x_l|^q)^{\frac{1}{q}}$ for $q \geq 0$ with $\|x\|_0 = |\{1 \leq l \leq p : x_l \neq 0\}|$ and $\|x\|_{\infty} = \max_{1 \leq l \leq p} |x_l|$. We use c and C to denote generic positive constants that may vary from place to place. For a sequence of random variables X_n indexed by n , we use $X_n \xrightarrow{p} X$ and $X_n \xrightarrow{d} X$ to represent that X_n converges to X in probability and in distribution, respectively. For two positive sequences a_n and b_n , $a_n \lesssim b_n$ means that $\exists C > 0$ such that $a_n \leq Cb_n$ for all n ; $a_n \asymp b_n$ if $a_n \lesssim b_n$ and $b_n \lesssim a_n$, and $a_n \ll b_n$ if $\limsup_{n \rightarrow \infty} a_n/b_n = 0$. For a matrix M , we use $\text{Tr}[M]$ to denote its trace, $\text{rank}(M)$ to denote its rank, and $\|M\|_F$, $\|M\|_2$ and $\|M\|_{\infty}$ to denote its Frobenius norm, spectral norm and element-wise maximum norm, respectively. For a square matrix M , M^2 denotes the matrix multiplication of M by itself. For a symmetric matrix M , we use $\lambda_{\max}(M)$ and $\lambda_{\min}(M)$ to denote its maximum and minimum eigenvalues, respectively.

2. Invalid instruments: modeling and identification

In Section 2.1, we start with an example motivating the identification strategy. We introduce in Section 2.2 the general invalid IV model considered throughout the paper and provide the causal interpretation in Section 2.3. We provide an overview of our proposed TSCI methodology in Section 2.4.

2.1. Identification with a nonlinear treatment model: a simple example

Throughout the paper, we consider i.i.d. data $\{Y_i, D_i, Z_i, X_i\}_{1 \leq i \leq n}$, where for the i -th observation, $Y_i \in \mathbb{R}$ and $D_i \in \mathbb{R}$ respectively denote the outcome and the treatment and $Z_i \in \mathbb{R}^{p_z}$ and $X_i \in \mathbb{R}^{p_x}$ respectively denote the IVs and measured covariates. To explain the main idea, we consider the following outcome and treatment models with no covariates,

$$Y_i = D_i\beta + Z_i^\top \pi + \epsilon_i, \quad \text{and} \quad D_i = f(Z_i) + \delta_i, \quad \text{for } 1 \leq i \leq n, \quad (1)$$

where the errors ϵ_i and δ_i satisfy $\mathbf{E}(\epsilon_i | Z_i) = 0$ and $\mathbf{E}(\delta_i | Z_i) = 0$. These errors ϵ_i and δ_i are typically correlated due to unobserved confounding. The outcome model in (1) is commonly used in the invalid IV literature (Small, 2007; Kang et al., 2016; Guo et al., 2018; Windmeijer et al., 2019), with $\pi \neq 0$ standing for the violation of IV assumptions (A2) and (A3). The treatment model in (1) is not a causal generating model between D_i and Z_i but only stands for a probability model between D_i and Z_i . Specifically, the treatment assignment might be directly influenced by unmeasured confounders, but the treatment model in (1) does not explicitly state this generating process. Instead, for the joint distribution of D_i and Z_i , we define the conditional expectation $f(Z_i) = \mathbf{E}(D_i | Z_i)$, which leads to the treatment model in (1). We discuss the structural equation model interpretation of the model (1) in Section 2.3, which explicitly characterizes how unmeasured confounders may affect the treatment assignment.

We introduce some projection notations to facilitate the discussion. For a random variable U_i , define its best linear approximation by Z_i as $\gamma^* = \arg \min_{\gamma \in \mathbb{R}^{p_z+1}} \mathbf{E}(U_i - \tilde{Z}_i^\top \gamma)^2$ with $\tilde{Z}_i = (1, Z_i^\top)^\top$. For $1 \leq i \leq n$, write $\mathcal{P}_{Z_i} U_i = \tilde{Z}_i^\top \gamma^*$ and $\mathcal{P}_{Z_i}^\perp U_i = U_i - \tilde{Z}_i^\top \gamma^*$. We apply $\mathcal{P}_{Z_i}^\perp$ to the model (1) and obtain

$$\mathcal{P}_{Z_i}^\perp Y_i = \mathcal{P}_{Z_i}^\perp D_i \beta + \mathcal{P}_{Z_i}^\perp \epsilon_i, \quad \text{and} \quad \mathcal{P}_{Z_i}^\perp D_i = \mathcal{P}_{Z_i}^\perp f(Z_i) + \mathcal{P}_{Z_i}^\perp \delta_i.$$

In view of the above model, the linear violation form $Z_i^\top \pi$ in (1) is removed after applying the transformation $\mathcal{P}_{Z_i}^\perp$. If f is nonlinear, then $\text{Var}(\mathcal{P}_{Z_i}^\perp f(Z_i)) > 0$ and the adjusted variable $\mathcal{P}_{Z_i}^\perp f(Z_i)$ can be used as a valid IV to identify the effect β via the following estimating equation

$$\mathbf{E} \left[\mathcal{P}_{Z_i}^\perp f(Z_i) (Y_i - D_i \beta) \right] = \mathbf{E} \left[\mathcal{P}_{Z_i}^\perp f(Z_i) (Z_i^\top \pi + \epsilon_i) \right] = 0. \quad (2)$$

Note that the last equality follows from the population orthogonality between $\mathcal{P}_{Z_i}^\perp f(Z_i)$ and Z_i , together with $\mathbf{E}(\epsilon_i | Z_i) = 0$.

The estimation equation in (2) reveals that the treatment effect β can be identified by exploring the nonlinear structure of f under the model (1). We propose to learn f using a ML prediction model and measure the variability of $\mathcal{P}_{Z_i}^\perp f(Z_i)$ by defining a notation of generalized IV strength in Section 3.4. We shall emphasize that using ML algorithms to learn the possibly nonlinear function f is critical in the current framework allowing for invalid IVs. The ML algorithms help capture complicated structures in f and typically retain enough variability contained in the adjusted variable $\mathcal{P}_{Z_i}^\perp f(Z_i)$.

2.2. Model with a general class of invalid IVs

We now introduce the general outcome model allowing for more complicated violation forms than the linear violation in (1),

$$Y_i = D_i\beta + g(Z_i, X_i) + \epsilon_i, \quad \text{with} \quad \mathbf{E}(\epsilon_i \mid X_i, Z_i) = 0, \quad \text{for} \quad 1 \leq i \leq n \quad (3)$$

where $\beta \in \mathbb{R}$ is the homogeneous treatment effect and the function $g : \mathbb{R}^{p_x+p_z} \rightarrow \mathbb{R}$ encodes how the IVs violate the assumptions (A2) and (A3). In the invalid IV literature, the commonly used outcome model with a linear violation form can be viewed as a special case of (3) when taking $g(Z_i, X_i) = Z_i^\top \pi_z + X_i^\top \pi_x$.

For the treatment, we define its conditional mean function $f(Z_i, X_i) := \mathbf{E}(D_i \mid Z_i, X_i)$ for $1 \leq i \leq n$, leading to the following treatment model:

$$D_i = f(Z_i, X_i) + \delta_i \quad \text{with} \quad \mathbf{E}(\delta_i \mid Z_i, X_i) = 0. \quad (4)$$

The model (4) is flexible as f might be any unknown function of Z_i and X_i , and the treatment variable can be continuous, binary or a count variable. Similarly to (1), the model (4) is only a probability relation instead of a causal generating model and the treatment assignment is allowed to be influenced by unmeasured confounders.

It is well known that, for the outcome model (3), the identification of β is generally impossible without additional identifiability conditions on the function g . For example, the classical valid IV setting requires that the function $g(z, x)$ does not change with different assignment of z . In this paper, we allow the existence of invalid IVs but constrain the functional form of violating (A2) and (A3) to a pre-specified class.

In the remaining part of this subsection, we discuss the specification of $g(\cdot)$ in the outcome model (3), which encodes the IV violation form. Define $\phi(X_i) = \mathbf{E}[g(Z_i, X_i) \mid X_i]$ and decompose g as $g(Z_i, X_i) = h(Z_i, X_i) + \phi(X_i)$ with $h(Z_i, X_i) = g(Z_i, X_i) - \phi(X_i)$. When the IVs Z_i are valid, $g(Z_i, X_i)$ does not directly depend on the assignment of Z_i , which implies $\phi(X_i) = g(Z_i, X_i)$ and $h(\cdot) = 0$. We refer to this h function as the violation function, and a non-zero h function implies a violation of (A2) and (A3).

When the IV is valid, the violation function $h(\cdot) \equiv 0$, and we just need to approximate $g(z, x) = \phi(x)$ by a set of basis functions $\vec{\mathbf{w}}(x) \in \mathbb{R}^{p_w}$. With $\vec{\mathbf{w}}(x)$, we approximate $\phi(X_i)$ by a linear combination of $W_i = \vec{\mathbf{w}}(X_i) \in \mathbb{R}^{p_w}$ for $1 \leq i \leq n$ and $\{\phi(X_i)\}_{1 \leq i \leq n}$ by the matrix $W = (W_1^\top, \dots, W_n^\top)^\top$. We now give examples of the set of basis functions $\vec{\mathbf{w}}(x)$. If $\phi(x)$ is linear, we set $\vec{\mathbf{w}}(x) = \{1, x_1, x_2, \dots, x_{p_x}\}$. If $\phi(x)$ is additive with a summation of smooth functions on each coordinate of x , we can take $\vec{\mathbf{w}}(x) \in \mathbb{R}^{p_w}$ as the union of basis transformations, e.g., the polynomial basis, the Fourier basis, or the B spline basis. In particular with additive function approximation, for $1 \leq j \leq p_x$, we construct a set of basis functions $\vec{\mathbf{b}}_j = \{b_{j,l}(\cdot)\}_{1 \leq l \leq M_j}$ to approximate the function defined on x_j with $M_j \geq 1$ denoting the number of basis functions. We define $\vec{\mathbf{w}}(x) = \{1, \vec{\mathbf{b}}_1(x_1), \dots, \vec{\mathbf{b}}_{p_x}(x_{p_x})\}$ as a long vector stacking the basis functions for all coordinates.

When the IV is invalid with $h \neq 0$, in addition to approximating $\phi(x)$ by $\vec{\mathbf{w}}(x)$, we further approximate the violation function $h(z, x)$ by a set of pre-specified basis functions $v_1(z, x), \dots, v_L(z, x)$ and then approximate $g(z, x)$ by

$$\mathcal{V} := \{v_1(z, x), \dots, v_L(z, x), \vec{\mathbf{w}}(x)\} \quad \text{with} \quad v_l : \mathbb{R}^{p_x+p_z} \rightarrow \mathbb{R} \quad \text{for} \quad 1 \leq l \leq L. \quad (5)$$

We now present different choices of $g(\cdot)$ in (3), or equivalently, the basis set \mathcal{V} in (5). With them, the model (3) can accommodate a wide range of valid or invalid IV forms.

- (1) **Valid IV.** We take $g(z, x) = \phi(x)$ and $\mathcal{V} = \{\vec{\mathbf{w}}(x)\}$.
- (2) **Linear violation.** We take $g(z, x) = \sum_{l=1}^{p_z} \pi_l z_l + \phi(x)$ and $\mathcal{V} = \{z_1, \dots, z_{p_z}, \vec{\mathbf{w}}(x)\}$.
- (3) **Polynomial violation (for a single IV).** We consider $g(z, x) = h(z) + \phi(x)$, where the IV and baseline covariates affect the outcome in an additive manner. We set $\mathcal{V} = \{v_1(z), \dots, v_L(z), \vec{\mathbf{w}}(x)\}$ and may take $v_1(z), \dots, v_L(z)$ as (piecewise) polynomials of various orders.
- (4) **Interaction violation (for a single IV).** We consider $g(z, x) = \sum_{l=1}^{p_x} \alpha_l \cdot z \cdot x_l + \phi(x)$, allowing the IV to affect the outcome interactively with the base covariates. For such a violation form, we set $\mathcal{V} = \{z \cdot x_1, \dots, z \cdot x_{p_x}, \vec{\mathbf{w}}(x)\}$.

For the polynomial and interaction violation, we focus on the single IV setting to simplify the notations. It can be extended to the setting with multiple IVs.

Two important remarks are in order for the choice of g and \mathcal{V} . Firstly, the choice of g and the corresponding basis set \mathcal{V} is part of the outcome model specification (3), reflecting the users' belief about how the IVs can potentially violation the assumptions (A2) and (A3). In applications, empirical researchers might apply domain knowledge and construct the pre-specified set of basis functions in (5). For example, Angrist and Lavy (1999) applied the Maimonides' rule to construct the IV as the transformation of a variable "enrollment" and then adjust with the possible violation form generated by a linear, quadratic, or piecewise linear transformation of "enrollment". Importantly, we do not have to assume the knowledge of \mathcal{V} and will present in Section 3.5 a data-dependent way to choose the best \mathcal{V} from a collection of candidate basis sets.

Secondly, the linear violation form with $g(z, x) = \sum_{l=1}^{p_z} \pi_l z_l + \phi(x)$ is the most commonly used violation form in the context of the multiple IV framework (Small, 2007; Kang et al., 2016; Guo et al., 2018; Windmeijer et al., 2019). Most existing methods require at least a proportion of Z_i to be valid, i.e., the corresponding π_l being zero. In contrast, our framework allows all IVs to be invalid (i.e., all π_l to be nonzero) by taking $\mathcal{V} = \{z_1, \dots, z_{p_z}, \vec{\mathbf{w}}(x)\}$. Our proposal in Section 3 is useful for the challenging setting of all IVs being invalid. Such a setting has important applications to studies in economics, mostly having a single IV that possibly violates the assumptions (A2) and (A3).

With the set \mathcal{V} of basis functions in (5), we define the matrix V which evaluates the functions in \mathcal{V} at the observed variables:

$$V = (V_1 \ \dots \ V_n)^\top \in \mathbb{R}^{n \times (L+p_w)} \quad \text{with} \quad V_i = (v_1(Z_i, X_i), \dots, v_L(Z_i, X_i), W_i^\top)^\top, \quad (6)$$

for $1 \leq i \leq n$. Note that we always use an intercept $W_{i,1} = 1$. Instead of assuming V_i perfectly generating $g(Z_i, X_i)$, we go with a broader framework by allowing an approximation error of $g(X_i, Z_i)$ by the best linear combination of V_i , which is defined as

$$R_i(V) := g(X_i, Z_i) - V_i^\top \pi \quad \text{with} \quad \pi := \arg \min_b \mathbf{E} [g(Z_i, X_i) - V_i^\top b]^2. \quad (7)$$

Define $R(V) = (R_1(V), \dots, R_n(V)) \in \mathbb{R}^n$. We shall omit the dependence on V when there is no confusion. With the above basis approximation for $g(\cdot)$, we express the outcome model (3) as

$$Y_i = D_i\beta + V_i^\top \pi + R_i(V) + \epsilon_i, \quad \text{for } 1 \leq i \leq n. \quad (8)$$

If $g(Z_i, X_i)$ is well approximated by a linear combination of V_i , $\|R(V)\|_2/\sqrt{n}$ is close to zero or even $\|R(V)\|_2 = 0$.

2.3. Causal interpretation: structural equation and potential outcome models

We first provide the structural equation model (SEM) interpretation of the models (3) and (4). For expositional simplicity, we focus on a special setting with no covariates X_i and consider the following SEM for Y_i and D_i ,

$$Y_i \leftarrow a_0 + D_i\beta + g_1(Z_i) + \nu_1(H_i) + \epsilon_i^0, \quad \text{and} \quad D_i \leftarrow f_1(Z_i) + \nu_2(H_i) + \delta_i^0, \quad (9)$$

where H_i denotes some unmeasured confounders, ϵ_i^0 and δ_i^0 are random errors independent of D_i, Z_i, H_i , and a_0 is the intercept such that $\mathbf{E}g_1(Z_i) = \mathbf{E}\nu_1(H_i) = 0$. Define $g_2(Z_i) = \mathbf{E}(\nu_1(H_i) \mid Z_i)$ and $f_2(Z_i) = \mathbf{E}(\nu_2(H_i) \mid Z_i)$. We illustrate the SEM (9) in Figure 2: the unmeasured confounders H_i might affect both the outcome and treatment, g_1 denotes a direct effect of the IVs on the outcome, and g_2 captures the association between the IVs and the unmeasured confounders. The SEM (9) together with the definitions of f_2 and g_2 imply the outcome model $Y_i = D_i\beta + g(Z_i) + \epsilon_i$ with $g(Z_i) = a_0 + g_1(Z_i) + g_2(Z_i)$ and $\epsilon_i = \epsilon_i^0 + \nu_1(H_i) - g_2(Z_i)$, which is the model (3) with no covariates. The treatment model $D_i = f(Z_i) + \delta_i$ arises with $f(Z_i) = f_1(Z_i) + f_2(Z_i)$ and $\delta_i = \delta_i^0 + \nu_2(H_i) - f_2(Z_i)$.

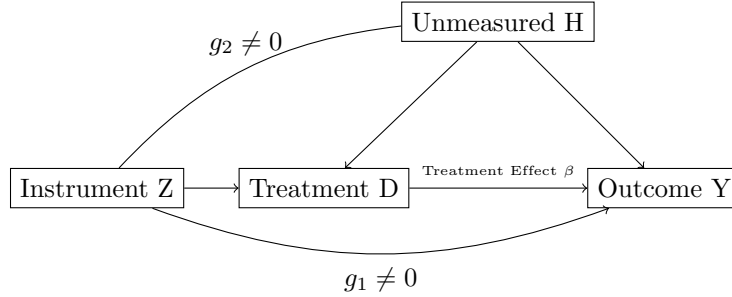


Fig. 2: Illustration of $g_1 \neq 0$ and $g_2 \neq 0$ in the SEM (9) with no covariates.

We now present how to interpret the invalid IV model with the potential outcome perspective. For the i -th subject with the baseline covariates X_i , we use $Y^{(z,d)}(X_i)$ to denote the potential outcome with the IVs and the treatment assigned to $z \in \mathbb{R}^{p_z}$ and $d \in \mathbb{R}$, respectively. For $1 \leq i \leq n$, we consider the potential outcome model (Splawa-Neyman et al., 1990; Rubin, 1974),

$$Y_i^{(z,d)}(X_i) = Y_i^{(0,0)}(X_i) + d\beta + g_1(z, X_i) \quad \text{and} \quad \mathbf{E}(Y_i^{(0,0)}(X_i) \mid Z_i, X_i) = g_2(Z_i, X_i), \quad (10)$$

where $\beta \in \mathbb{R}$ denotes the treatment effect, $g_1 : \mathbb{R}^{p_z+p_x} \rightarrow \mathbb{R}$, and $g_2 : \mathbb{R}^{p_z+p_x} \rightarrow \mathbb{R}$. If $g_1(z, x)$ changes with z , the IVs directly affect the outcome, violating the assumption

(A3). If $g_2(z, x)$ changes with z , the IVs are associated with unmeasured confounders, violating the assumption (A2). The model (10) extends the Additive Linear, Constant Effects (ALICE) model of Holland (1988) by allowing for a general class of invalid IVs. By the consistency assumption $Y_i = Y_i^{(Z_i, D_i)}(X_i)$, the potential outcome model (10) implies the model (3) with $g(\cdot) = g_1(\cdot) + g_2(\cdot)$ and $\epsilon_i = Y_i^{(0,0)}(X_i) - g_2(Z_i, X_i)$.

As a remark, we can easily generalize the potential outcome model (10) by considering $Y_i^{(z,d)}(X_i) = Y_i^{(0,0)}(X_i) + d\beta_i + g_1(z, X_i)$, where β_i denotes the individual effect for the i -th individual. If we consider the random effect β_i with $\mathbf{E}\beta_i = \beta$ and $\beta_i - \beta$ being independent of (Z_i, X_i, D_i) , then we obtain the model (3) with $\epsilon_i = Y_i^{(0,0)}(X_i) - g_2(Z_i, X_i) + (\beta_i - \beta)D_i$ and our proposed method can be applied to make inference for $\beta = \mathbf{E}\beta_i$.

2.4. Overview of TSCI

We propose in Section 3 a novel methodology called two-stage curvature identification (TSCI) to identify β under models (3) and (4). We first assume knowledge of the basis set \mathcal{V} in (5) that spans the function $g(\cdot)$. The proposal consists of two stages: in the first stage, we employ ML algorithms to learn the conditional mean $f(\cdot)$ in the treatment model (4); in the second stage, we adjust for the IV invalidity form encoded by \mathcal{V} and construct the confidence interval for β by leveraging the first-stage ML fits.

The success of TSCI relies on the following identification condition.

CONDITION 1. *Define the best linear approximation of $f(Z_i, X_i)$ by V_i in population as $\gamma^* = \arg \min_{\gamma} \mathbf{E}(f(Z_i, X_i) - V_i^\top \gamma)^2$. We assume $\mathbf{E}(f(Z_i, X_i) - V_i^\top \gamma^*)^2 > 0$.*

The condition states that the basis set \mathcal{V} , used for generating $g(\cdot)$, does not fully span the conditional mean function $f(\cdot)$ of the treatment model. For any user-specified \mathcal{V} in (5), Condition 1 can be examined by evaluating a generalized IV strength introduced in Section 3.4. When the generalized IV strength is sufficiently large, our proposed TSCI methodology leads to an estimator $\widehat{\beta}(\mathcal{V})$ in (18) such that

$$(\widehat{\beta}(\mathcal{V}) - \beta) / \widehat{\text{SE}}(\mathcal{V}) \xrightarrow{d} N(0, 1), \quad (11)$$

with the estimated standard error $\widehat{\text{SE}}(\mathcal{V})$ depending on the generalized IV strength.

Importantly, the basis set \mathcal{V} used for generating $g(\cdot)$ does not need to be fixed in advance: we discuss in Section 3.5 a data-driven strategy for choosing a “good” basis set $\mathcal{V}_{\widehat{q}}$ among a collection of nested candidate sets $\mathcal{V}_0 \subset \mathcal{V}_1 \subset \dots \subset \mathcal{V}_Q$ for a positive integer Q , where \mathcal{V}_0 corresponds to the valid IV setting. When there exists \mathcal{V}_{q^*} such that $\mathcal{V} \subset \mathcal{V}_{q^*}$ and the generalized IV strength is large enough after adjusting for \mathcal{V}_{q^*} , we establish the asymptotic normality for $\widehat{\beta}(\mathcal{V}_{\widehat{q}})$ as in (11). Our proposed TSCI method compares the valid IV estimator and estimators adjusting for violation forms generated from the family $\{\mathcal{V}_q\}_{1 \leq q \leq Q}$. Thus, we encompass the setting of valid IVs and through this comparison, the TSCI methodology provides more robust causal inference tools than directly assuming IVs’ validity.

Regarding the estimation of $f(\cdot)$ in the treatment model (4), we argue that the general ML algorithms (e.g., random forests, boosting, and neural networks) can significantly outperform the classical non-parametric methods (e.g., B splines and additive models),

especially when the conditional mean function f involves interactions between instruments and covariates. However, we emphasize in Section 3.3 that the first-stage ML fits have to be used appropriately in the following-up causal inference procedures, even when they exhibit excellent predictive performance for the treatment model. In Section 3.2, we provide a full procedure of efficiently integrating the ML algorithms and emphasize that a novel bias correction step is needed, especially when the complexity of ML is high or the possibly invalid IVs have a small generalized IV strength. Interestingly, the ML algorithms do not need to be consistent for their classical prediction tasks to achieve asymptotic normality of our TSCI estimator.

3. TSCI with Machine Learning

We discuss the first and second stage of our TSCI methodology in Sections 3.1 and 3.2, respectively. The main novelty of our proposal is to estimate a bias caused by the first-stage ML and implement a follow-up bias correction. We also introduce a generalized IV strength in Section 3.4, providing empirical guidance on whether the identification condition for TSCI holds for a user-specified violation form.

3.1. First stage: machine learning models for the treatment model

By a general ML fit, we estimate the conditional mean $f(\cdot)$ in the treatment model (4). We randomly split the data into two disjoint subsets \mathcal{A}_1 and \mathcal{A}_2 . Throughout the paper we use $\mathcal{A}_1 = \{1, 2, \dots, n_1\}$ with $n_1 = \lfloor 2n/3 \rfloor$ and set $\mathcal{A}_2 = \{n_1 + 1, \dots, n\}$. Our results can be extended to any other splitting with $|\mathcal{A}_1| \asymp |\mathcal{A}_2|$. We will explain in Section 3.3 that sample splitting is necessary for implementing the first-stage ML.

The main step is to construct the ML prediction model with data belonging to \mathcal{A}_2 and express the ML estimator of $f_{\mathcal{A}_1} = (f(Z_1, X_1), \dots, f(Z_{n_1}, X_{n_1}))^\top$ as

$$\hat{f}_{\mathcal{A}_1} = \Omega D_{\mathcal{A}_1} \quad \text{for some matrix } \Omega \in \mathbb{R}^{n_1 \times n_1}, \quad (12)$$

where the data belonging to \mathcal{A}_2 is used to train the ML algorithm and constructing the transformation matrix Ω . Our proposed TSCI method mainly relies on expressing the first-stage prediction as the linear estimator in (12). A wide range of first-stage ML algorithms, including random forests, boosting, DNN, and B-splines, are shown to have the expression in (12). In the following, we follow the results in Lin and Jeon (2006); Meinshausen (2006); Wager and Athey (2018) and express the sample split random forests in the form (12). In Sections A.1, A.2, and A.3 in the supplement, we present the explicit definitions of Ω for boosting, deep neural network (DNN), and approximation with B-splines, respectively.

As an important remark, the transformation matrix $\Omega \in \mathbb{R}^{n_1 \times n_1}$ has a related meaning as the hat matrix in linear regression procedures: however, Ω is not a projection matrix for nonlinear ML algorithms. This creates additional challenges of adopting the first-stage ML fit; see Section 3.3.

Split random forests in (12). We adopt the construction of honest trees and forests as in Wager and Athey (2018) and slightly modify it by excluding self-prediction for our purpose. We construct the random forests (RF) with the data $\{D_i, X_i, Z_i\}_{i \in \mathcal{A}_2}$

and estimate $f(Z_i, X_i)$ for $i \in \mathcal{A}_1$ by the constructed RF together with the data $\{X_i, Z_i, D_i\}_{i \in \mathcal{A}_1}$. RF aggregates $S \geq 1$ decision trees, with each decision tree being viewed as the partition of the whole covariate space $\mathbb{R}^{p_x+p_z}$ into disjoint subspaces $\{\mathcal{R}_l\}_{1 \leq l \leq J}$. Let θ denote the random parameter that determines how a tree is grown. For any given $(z^\top, x^\top)^\top \in \mathbb{R}^{p_x+p_z}$ and a given tree with the parameter θ , there exists a unique leaf $l(z, x, \theta)$ with $1 \leq l(z, x, \theta) \leq J$ such that the subspace $\mathcal{R}_{l(z, x, \theta)}$ contains $(z^\top, x^\top)^\top$. With the observations inside $\mathcal{R}_{l(z, x, \theta)}$, the decision tree estimates $f(z, x) = \mathbf{E}(D \mid Z = z, X = x)$ by

$$\hat{f}_\theta(z, x) = \sum_{j \in \mathcal{A}_1} \omega_j(z, x, \theta) D_j \quad \text{with} \quad \omega_j(z, x, \theta) = \frac{\mathbf{1} \left[(Z_j^\top, X_j^\top)^\top \in \mathcal{R}_{l(z, x, \theta)}^0 \right]}{\sum_{k \in \mathcal{A}_1} \mathbf{1} \left[(Z_k^\top, X_k^\top)^\top \in \mathcal{R}_{l(z, x, \theta)}^0 \right]}, \quad (13)$$

where $\mathcal{R}_{l(z, x, \theta)}^0 := \mathcal{R}_{l(z, x, \theta)} \setminus (z, x)$ is defined as the region excluding the point (z, x) . We use $\{\theta_1, \dots, \theta_S\}$ to denote the parameters corresponding to the S trees. The estimator $\hat{f}(z, x) = \frac{1}{S} \sum_{s=1}^S \hat{f}_{\theta_s}(z, x)$ can be expressed as

$$\hat{f}(z, x) = \sum_{j \in \mathcal{A}_1} \omega_j(z, x) D_j \quad \text{where} \quad \omega_j(z, x) = \frac{1}{S} \sum_{s=1}^S \omega_j(z, x, \theta_s), \quad (14)$$

with $\omega_j(z, x, \theta_s)$ defined in (13). That is, the split RF estimator of $f_{\mathcal{A}_1}$ attains the form (12) with $\Omega_{ij} = \omega_j(Z_i, X_i)$ for $i, j \in \mathcal{A}_1$. Importantly, Ω is computed based on the covariate data $\{X_i, Z_i\}_{i \in \mathcal{A}_1}$ and the random forests built with $\{X_i, Z_i, D_i\}_{i \in \mathcal{A}_2}$. Its construction does not directly depend on $\{D_i\}_{i \in \mathcal{A}_1}$, which helps remove the endogeneity of the estimated $\hat{f}(Z_i, X_i)$. In Section 3.3, we provide further discussions on the necessity of sample splitting and removing self-prediction as in (13).

3.2. Second stage: adjusting for violation forms and correcting bias

In the second stage, we leverage the first-stage ML fits in the form of (12) and adjust for the possible IV invalidity forms. In the remaining of the construction, we consider the outcome model in the form of (8) and assume that $V_i^\top \pi$ provides an accurate approximation of $g(Z_i, X_i)$, resulting in zero or sufficiently small $R_i(V)$. Hence $R_i(V)$ does not enter in the following construction of the estimator for β . We quantify the effect of the error term $R_i(V)$ in the theoretical analysis in Section 4 and propose in Section 3.5 a data-dependent way of choosing V such that $R_i(V)$ is sufficiently small.

Applying the transformation Ω in (12) to the model (8) with data in \mathcal{A}_1 , we obtain

$$\hat{Y}_{\mathcal{A}_1} = \hat{f}_{\mathcal{A}_1} \beta + \hat{V}_{\mathcal{A}_1} \pi + \hat{R}_{\mathcal{A}_1} + \hat{\epsilon}_{\mathcal{A}_1}, \quad (15)$$

where $\hat{Y}_{\mathcal{A}_1} = \Omega Y_{\mathcal{A}_1}$, $\hat{f}_{\mathcal{A}_1} = \Omega D_{\mathcal{A}_1}$, $\hat{V}_{\mathcal{A}_1} = \Omega V_{\mathcal{A}_1}$, $\hat{R}_{\mathcal{A}_1} = \Omega R_{\mathcal{A}_1}$, and $\hat{\epsilon}_{\mathcal{A}_1} = \Omega \epsilon_{\mathcal{A}_1}$. For a matrix V , we use P_V and P_V^\perp to denote the projection to the column spaces of V and its orthogonal complement, respectively. Based on (15), we project out the columns of

$\widehat{V}_{\mathcal{A}_1}$ and estimate the effect β by

$$\widehat{\beta}_{\text{init}}(V) := \frac{\widehat{Y}_{\mathcal{A}_1}^\top P_{\widehat{V}_{\mathcal{A}_1}}^\perp \widehat{f}_{\mathcal{A}_1}}{\widehat{f}_{\mathcal{A}_1}^\top P_{\widehat{V}_{\mathcal{A}_1}}^\perp \widehat{f}_{\mathcal{A}_1}} = \frac{Y_{\mathcal{A}_1}^\top \mathbf{M}(V) D_{\mathcal{A}_1}}{D_{\mathcal{A}_1}^\top \mathbf{M}(V) D_{\mathcal{A}_1}} \quad \text{with} \quad \mathbf{M}(V) = \Omega^\top P_{\widehat{V}_{\mathcal{A}_1}}^\perp \Omega. \quad (16)$$

This initial estimator suffers from a bias due to the use of the first-stage ML. To explain this, we consider the homoscedastic correlation $\text{Cov}(\epsilon_i, \delta_i \mid Z_i, X_i) = \text{Cov}(\epsilon_i, \delta_i)$ and obtain the explicit bias expression,

$$\frac{\epsilon_{\mathcal{A}_1}^\top \mathbf{M}(V) \delta_{\mathcal{A}_1}}{D_{\mathcal{A}_1}^\top \mathbf{M}(V) D_{\mathcal{A}_1}} \approx \frac{\text{Cov}(\delta_i, \epsilon_i) \cdot \text{Tr}[\mathbf{M}(V)]}{D_{\mathcal{A}_1}^\top \mathbf{M}(V) D_{\mathcal{A}_1}}, \quad (17)$$

where $\text{Tr}[\mathbf{M}(V)]$ denotes the trace of $\mathbf{M}(V)$ defined in (16). Note that $\text{Tr}[\mathbf{M}(V)]$ can be viewed as degrees of freedom or complexity measure for the ML algorithm. It may become particularly large in the overfitting regime. The bias in (17) also becomes large when the denominator $D_{\mathcal{A}_1}^\top \mathbf{M}(V) D_{\mathcal{A}_1}$ is small, which means a weak generalized IV strength in the following (23). Thus, both the numerator and denominator in (17) can lead to a large bias of $\widehat{\beta}_{\text{init}}(V)$.

To address this finite-sample bias of $\widehat{\beta}_{\text{init}}(V)$, we propose the following bias-corrected estimator,

$$\widehat{\beta}(V) = \frac{Y_{\mathcal{A}_1}^\top \mathbf{M}(V) D_{\mathcal{A}_1}}{D_{\mathcal{A}_1}^\top \mathbf{M}(V) D_{\mathcal{A}_1}} - \frac{\sum_{i=1}^{n_1} [\mathbf{M}(V)]_{ii} \widehat{\epsilon}_i [\widehat{\epsilon}(V)]_i}{D_{\mathcal{A}_1}^\top \mathbf{M}(V) D_{\mathcal{A}_1}}. \quad (18)$$

with $\widehat{\delta}_i = D_i - \widehat{f}_i$ for $1 \leq i \leq n_1$ and $\widehat{\epsilon}(V) = P_V^\perp [Y - D\widehat{\beta}_{\text{init}}(V)]$. Importantly, our proposed bias correction is effective for both homoscedastic and heteroscedastic correlations. We present a simplified bias correction assuming homoscedastic correlation in Section B.1 in the supplement.

Centering at $\widehat{\beta}_{\text{RF}}(V)$ defined in (18), we construct the confidence interval

$$\text{CI}(V) = \left(\widehat{\beta}(V) - z_{\alpha/2} \widehat{\text{SE}}(V), \widehat{\beta}(V) + z_{\alpha/2} \widehat{\text{SE}}(V) \right), \quad (19)$$

with $z_{\alpha/2}$ denoting the upper $\alpha/2$ quantile of the standard normal distribution and

$$\widehat{\text{SE}}(V) = \frac{\sqrt{\sum_{i=1}^{n_1} [\widehat{\epsilon}(V)]_i^2 [\mathbf{M}(V) D_{\mathcal{A}_1}]_i^2}}{D_{\mathcal{A}_1}^\top \mathbf{M}(V) D_{\mathcal{A}_1}} \quad \text{with} \quad \widehat{\epsilon}(V) = P_V^\perp [Y - D\widehat{\beta}_{\text{init}}(V)]. \quad (20)$$

3.3. Pitfalls with naive machine learning

We have argued that bias correction in (18) is essential in improving the finite-sample and asymptotic accuracy of the TSCI estimator by learning the treatment model with ML algorithms. In this subsection, we discuss other pitfalls of using naive ML fits and highlight how to appropriately utilize ML-fitted models for causal inference.

We first compare to the growing literature on using the ML prediction values of the treatment model as the IV. Since this is developed under the valid IV framework, we focus in this subsection on the valid IV setting and discuss our proposal by taking the

special basis matrix $V = W$. We now explain why the TSCI estimator in (18) can be more accurate than the existing estimators using $\hat{f}_{\mathcal{A}_1}$ as the (valid) IV (Chen et al., 2020; Liu et al., 2020). We refer to $\hat{f}_{\mathcal{A}_1}$ as the MLIV. In the first stage, Chen et al. (2020) regress $D_{\mathcal{A}_1}$ on $\hat{f}_{\mathcal{A}_1}$ and $V_{\mathcal{A}_1}$ by implementing the OLS and construct the predicted value $\hat{D}_{\mathcal{A}_1} = c_f \hat{f}_{\mathcal{A}_1} + V_{\mathcal{A}_1} c_v$ with $c_f \in \mathbb{R}$ and the vector c_v denoting the OLS regression coefficients; in the second stage, they propose the following TSLS estimator with the MLIV $\hat{f}_{\mathcal{A}_1}$ and the adjusted covariates $V_{\mathcal{A}_1}$,

$$\hat{\beta}_{\text{MLIV}} := \frac{Y_{\mathcal{A}_1}^\top P_{V_{\mathcal{A}_1}}^\perp \hat{D}_{\mathcal{A}_1}}{\hat{D}_{\mathcal{A}_1}^\top P_{V_{\mathcal{A}_1}}^\perp \hat{D}_{\mathcal{A}_1}} = \beta + \frac{\epsilon_{\mathcal{A}_1}^\top P_{V_{\mathcal{A}_1}}^\perp \hat{f}_{\mathcal{A}_1}}{c_f \cdot \hat{f}_{\mathcal{A}_1}^\top P_{V_{\mathcal{A}_1}}^\perp \hat{f}_{\mathcal{A}_1}}, \quad (21)$$

where the last equality holds by plugging in the expression $\hat{D}_{\mathcal{A}_1} = c_f \hat{f}_{\mathcal{A}_1} + V_{\mathcal{A}_1} c_v$ and using the orthogonality between the first stage residual $D_{\mathcal{A}_1} - \hat{D}_{\mathcal{A}_1}$ and $\{\hat{f}_{\mathcal{A}_1}, V_{\mathcal{A}_1}\}$. Equivalently, $\hat{\beta}_{\text{MLIV}}$ is the solution to the estimating equation $\hat{f}_{\mathcal{A}_1}^\top P_{V_{\mathcal{A}_1}}^\perp (Y_{\mathcal{A}_1} - \beta D_{\mathcal{A}_1}) = 0$ as in Liu et al. (2020), which takes $\hat{f}_{\mathcal{A}_1}$ as IV and $V_{\mathcal{A}_1}$ as the adjusted covariates. Note that a dominating term of $\hat{\beta}_{\text{init}}(V) - \beta$ is $\hat{\epsilon}_{\mathcal{A}_1}^\top P_{V_{\mathcal{A}_1}}^\perp \hat{f}_{\mathcal{A}_1} / \hat{f}_{\mathcal{A}_1}^\top P_{V_{\mathcal{A}_1}}^\perp \hat{f}_{\mathcal{A}_1}$. In comparison, the last term in (21) is (roughly) inflated by a factor of $1/c_f$. For the setting with relatively weak IVs, the coefficient c_f in front of $\hat{f}_{\mathcal{A}_1}$ has a large fluctuation due to the weak association between $D_{\mathcal{A}_1}$ and $\hat{f}_{\mathcal{A}_1}$. This explains why the estimator $\hat{\beta}_{\text{MLIV}}$ in (21) has much larger bias and standard error than our proposed TSCI estimator in (18) when the IVs are relatively weak; see Table 1 for the detailed comparison.

Secondly, a simple idea of combining TSLS with ML is to directly use $\hat{f}_{\mathcal{A}_1}$ in the second stage. We may calculate such a two-stage estimator as $\hat{\beta}_{\text{plug}}(V) = Y_{\mathcal{A}_1}^\top P_{V_{\mathcal{A}_1}}^\perp \hat{f}_{\mathcal{A}_1} / \hat{f}_{\mathcal{A}_1}^\top P_{V_{\mathcal{A}_1}}^\perp \hat{f}_{\mathcal{A}_1}$, where the second-stage regression is implemented by regressing $Y_{\mathcal{A}_1}$ on $\hat{f}_{\mathcal{A}_1} = \Omega D_{\mathcal{A}_1}$ and $V_{\mathcal{A}_1}$. Angrist and Pischke (2009)[Sec.4.6.1] criticized such a use of the nonlinear first-stage model under the name of “forbidden regression” and Chen et al. (2020) pointed out that $\hat{\beta}_{\text{plug}}(V)$ is biased since Ω in (12) is not a projection matrix for random forests. We confirm this in our simulation study in Section 5.

Thirdly, sample splitting is essential for removing the endogeneity of the ML predicted values. Without sample splitting, the ML predicted value for the treatment can be close to the treatment (due to overfitting) and hence highly correlated with unmeasured confounders, leading to a TSCI estimator suffering from a significant bias. In the following, we take the non-split Random Forests as an example. Similarly to Ω defined in (12), we define the transformation matrix Ω^{full} for random forests constructed with the full data. As a modification of (16), we consider the corresponding TSCI estimator,

$$\hat{\beta}_{\text{full}}(V) = Y^\top \mathbf{M}^{\text{full}}(V) D / D^\top \mathbf{M}^{\text{full}}(V) D \quad \text{with} \quad \mathbf{M}_{\text{RF}}^{\text{full}}(V) = (\Omega^{\text{full}})^\top P_{\tilde{V}}^\perp \Omega^{\text{full}}, \quad (22)$$

where $\tilde{V} = \Omega^{\text{full}} V$. The simulation results in Section 5 show that the estimator $\hat{\beta}_{\text{full}}(V)$ in (22) suffers from a large bias and the resulting confidence interval does not achieve the desired coverage.

Lastly, we mention that excluding the self-prediction in (13) of the split random forests is vital for reducing the correlation between $\hat{f}(Z_i, X_i)$ and the unmeasured confounder δ_i . To allow for self-prediction, we simply replace the notation $\mathcal{R}_{l(z,x,\theta)}^0$ in (13)

with $\mathcal{R}_{l(z,x,\theta)}$. To explain this, consider an extreme setting with the IV Z_i and baseline covariates X_i not being predictive for the treatment D_i . In such a scenario, without removing the self-prediction, the estimator $\hat{f}(Z_i, X_i)$ will be dominated by its own treatment observation D_i . Consequently, in this challenging scenario, the estimator $\hat{f}(Z_i, X_i)$ is still highly correlated with the unmeasured confounders, leading to a biased TSCI estimator. In the numerical studies, we have observed that the exclusion of self-prediction leads to a more accurate estimator than the corresponding TSCI estimator with self-prediction, regardless of the IV strength; see Table 1 for the detailed comparison.

3.4. Generalized IV strength: detection of under-fitted machine learning

The IV strength is particularly important for identifying the treatment effect stably and the weak IV is a major concern in practical applications of IV-based methods (Stock et al., 2002; Hansen et al., 2008). With a larger basis set \mathcal{V} , the IV strength will in general decrease as the information contained in \mathcal{V} is projected out from the first-stage ML fit. It is crucial to introduce a generalized IV strength measure in consideration of invalid IV forms and the ML algorithm. Similarly to the classical setup, good performance of our proposed TSCI estimator also requires a relatively large generalized IV strength. We introduce a generalized IV strength measure as,

$$\mu(V) := f_{\mathcal{A}_1}^\top \mathbf{M}(V) f_{\mathcal{A}_1} / \left[\sum_{i \in \mathcal{A}_1} \text{Var}(\delta_i \mid X_i, Z_i) / n_1 \right]. \quad (23)$$

If $\text{Var}(\delta_i \mid X_i, Z_i) = \sigma_\delta^2$, then $\mu(V)$ is reduced to $f_{\mathcal{A}_1}^\top \mathbf{M}(V) f_{\mathcal{A}_1} / \sigma_\delta^2$. A sufficiently large strength $\mu(V)$ will guarantee stable point and interval estimators defined in (18) and (19). Hence, we need to check whether $\mu(V)$ is sufficiently large. Since f is unknown, we estimate $f_{\mathcal{A}_1}^\top \mathbf{M}(V) f_{\mathcal{A}_1}$ by its sample version $D_{\mathcal{A}_1}^\top \mathbf{M}(V) D_{\mathcal{A}_1}$ and estimate $\mu(V)$ by $\widehat{\mu(V)} := D_{\mathcal{A}_1}^\top \mathbf{M}(V) D_{\mathcal{A}_1} / [\|D_{\mathcal{A}_1} - \hat{f}_{\mathcal{A}_1}\|_2^2 / n_1]$.

In Section 4, we show that our point estimator in (18) is consistent when the IV strength $\mu(V)$ is much larger than $\text{Tr}[\mathbf{M}(V)]$; see Condition (R2). We now develop a bootstrap test to provide an empirical assessment on this IV strength requirement. Since Rothenberg (1984); Stock et al. (2002) suggested the concentration parameter being larger than 10 as being “adequate”, we develop a bootstrap test for $\mu(V) \geq \max\{2\text{Tr}[\mathbf{M}(V)], 10\}$. We apply the wild bootstrap method and construct a probabilistic upper bound for the estimation error $D_{\mathcal{A}_1}^\top \mathbf{M}(V) D_{\mathcal{A}_1} - f_{\mathcal{A}_1}^\top \mathbf{M}(V) f_{\mathcal{A}_1} = 2f_{\mathcal{A}_1}^\top \mathbf{M}(V) \delta_{\mathcal{A}_1} + \delta_{\mathcal{A}_1}^\top \mathbf{M}(V) \delta_{\mathcal{A}_1}$. For $1 \leq i \leq n_1$, we define $\hat{\delta}_i = D_i - \hat{f}_i$ and compute $\tilde{\delta}_i = \hat{\delta}_i - \bar{\mu}_\delta$ with $\bar{\mu}_\delta = \frac{1}{n_1} \sum_{i=1}^{n_1} \hat{\delta}_i$. For $1 \leq l \leq L$, we generate $\delta_i^{[l]} = U_i^{[l]} \cdot \tilde{\delta}_i$ for $1 \leq i \leq n_1$, with $\{U_i^{[l]}\}_{1 \leq i \leq n_1}$ generated as i.i.d. standard normal random variables, and compute $S^{[l]} = [2f_{\mathcal{A}_1}^\top \mathbf{M}(V) \delta^{[l]} + (\delta^{[l]})^\top \mathbf{M}(V) \delta^{[l]}] / [\|D_{\mathcal{A}_1} - \hat{f}_{\mathcal{A}_1}\|_2^2 / n_1]$. We use $\mathcal{S}_{\alpha_0}(V)$ to denote the upper α_0 empirical quantile of $\{|S^{[l]}|\}_{1 \leq l \leq L}$. We conduct the generalized IV strength test $\widehat{\mu(V)} \geq \max\{2\text{Tr}[\mathbf{M}(V)], 10\} + \mathcal{S}_{\alpha_0}(V)$, with $\mathcal{S}_{\alpha_0}(V)$ being a high probability upper bound for $|\widehat{\mu(V)} - \mu(V)|$. We use $\alpha_0 = 0.025$ throughout this paper. If the above generalized IV strength test is passed, the IV is claimed to be strong after adjusting for

the matrix V defined in (6); otherwise, the IV is claimed to be weak after adjusting for the matrix V . Empirically, we observe reliable inference properties when the estimated generalized IV strength $\widehat{\mu(V)}$ is above 40.

3.5. Data-dependent selection of \mathcal{V}

Our proposed TSCI estimator in (18) requires prior knowledge of the basis set \mathcal{V} , which generates the function $g(\cdot)$. In the following, we consider the nested sets of basis functions $\mathcal{V}_0 \subset \mathcal{V}_1 \subset \dots \subset \mathcal{V}_Q$, where Q is a positive integer. We devise a data-dependent way to choose the best one among $\{\mathcal{V}_q\}_{0 \leq q \leq Q}$. The extension to the non-nested collection $\{\mathcal{V}_q\}_{0 \leq q \leq Q}$ is discussed in the following Remark 1.

We define $\mathcal{V}_0 := \{\vec{\mathbf{w}}(x)\}$ as the set of basis functions for the valid IV setting. For $q \geq 1$, define $\mathcal{V}_q := \{v_1(\cdot), \dots, v_{L_q}(\cdot), \vec{\mathbf{w}}(x)\}$ as the basis set for different invalid IV forms, where $L_q \geq 1$ is the number of basis functions. We present two examples of $\{\mathcal{V}_q\}_{1 \leq q \leq Q}$ for the single IV setting.

(1) Polynomial violation: $\mathcal{V}_q = \{z, z^2, \dots, z^q, \vec{\mathbf{w}}(x)\}$, for $1 \leq q \leq Q$.

(2) Interaction violation: $\mathcal{V}_1 = \{z, z \cdot x_1, z \cdot x_2, \dots, z \cdot x_{p_x}, \vec{\mathbf{w}}(x)\}$.

For $0 \leq q \leq Q$, we define the matrix $V_q \in \mathbb{R}^{n \times (L_q + p_w)}$ with its i -th row defined as $(V_q)_i = (v_1(Z_i, X_i), \dots, v_{L_q}(Z_i, X_i), W_i^\top)^\top$ for $1 \leq i \leq n$.

For estimating $q \in \{0, 1, \dots\}$ from data, we proceed as follows. We implement the generalized IV strength test in Section 3.4 and define Q_{\max} as,

$$Q_{\max} := \max_{q \geq 0} \left\{ q : \widehat{\mu(V_q)} \geq \max\{2\text{Tr}[\mathbf{M}(V_q)], 10\} + \mathcal{S}_{\alpha_0}(V_q) \right\}, \quad (24)$$

where α_0 is set at 0.025 by default. For a larger q , we tend to adjust out more information and have relatively weaker IVs. Intuitively, Q_{\max} denotes the largest index such that the IVs are still considered as having enough strength after adjusting for V_q . With Q_{\max} , we shall choose among $\{V_q\}_{0 \leq q \leq Q_{\max}}$.

For any given $0 \leq q \leq Q_{\max}$, we apply the generalized estimator in (18) and construct

$$\widehat{\beta}(V_q) = \frac{Y_{\mathcal{A}_1}^\top \mathbf{M}(V_q) D_{\mathcal{A}_1}}{D_{\mathcal{A}_1}^\top \mathbf{M}(V_q) D_{\mathcal{A}_1}} - \frac{\sum_{i=1}^{n_1} [\mathbf{M}(V_q)]_{ii} \widehat{\delta}_i [\widehat{\epsilon}(V_{Q_{\max}})]_i}{D_{\mathcal{A}_1}^\top \mathbf{M}(V_q) D_{\mathcal{A}_1}}, \quad (25)$$

with $\widehat{\delta}_{\mathcal{A}_1} = D_{\mathcal{A}_1} - \widehat{f}_{\mathcal{A}_1}$, $\mathbf{M}(\cdot)$ defined in (16), and $\widehat{\epsilon}(\cdot)$ defined in (20).

The selection of the best V_q among $\{V_q\}_{0 \leq q \leq Q_{\max}}$ relies on comparing the estimators $\{\widehat{\beta}(V_q)\}_{0 \leq q \leq Q_{\max}}$. We start with comparing the difference between the estimators $\widehat{\beta}_{V_q}$ and $\widehat{\beta}_{V_{q'}}$ with $0 \leq q < q' \leq Q_{\max}$. When $\{g(X_i, Z_i)\}_{1 \leq i \leq n}$ are well approximated by both V_q and $V_{q'}$, the approximation errors $R(V_q)$ and $R(V_{q'})$ defined in (7) are small and the main difference $\widehat{\beta}(V_{q'}) - \widehat{\beta}(V_q)$ is approximately due to the randomness of the errors $\epsilon_{\mathcal{A}_1}$. In such cases, we then have

$$\widehat{\beta}(V_{q'}) - \widehat{\beta}(V_q) \approx \frac{f_{\mathcal{A}_1}^\top \mathbf{M}(V_{q'}) \epsilon_{\mathcal{A}_1}}{f_{\mathcal{A}_1}^\top \mathbf{M}(V_{q'}) f_{\mathcal{A}_1}} - \frac{f_{\mathcal{A}_1}^\top \mathbf{M}(V_q) \epsilon_{\mathcal{A}_1}}{f_{\mathcal{A}_1}^\top \mathbf{M}(V_q) f_{\mathcal{A}_1}},$$

where the right-hand side has the following conditional variance,

$$\begin{aligned} \widehat{H}(V_q, V_{q'}) &= \frac{\sum_{i=1}^{n_1} [\widehat{\epsilon}(V_{Q_{\max}})]_i^2 [\mathbf{M}(V_{q'}) D_{\mathcal{A}_1}]_i^2}{[D_{\mathcal{A}_1}^\top \mathbf{M}(V_{q'}) D_{\mathcal{A}_1}]^2} + \frac{\sum_{i=1}^{n_1} [\widehat{\epsilon}(V_{Q_{\max}})]_i^2 [\mathbf{M}(V_q) D_{\mathcal{A}_1}]_i^2}{[D_{\mathcal{A}_1}^\top \mathbf{M}(V_q) D_{\mathcal{A}_1}]^2} \\ &\quad - 2 \frac{\sum_{i=1}^{n_1} [\widehat{\epsilon}(V_{Q_{\max}})]_i^2 [\mathbf{M}(V_{q'}) D_{\mathcal{A}_1}]_i [\mathbf{M}(V_q) D_{\mathcal{A}_1}]_i}{[D_{\mathcal{A}_1}^\top \mathbf{M}(V_{q'}) D_{\mathcal{A}_1}] \cdot [D_{\mathcal{A}_1}^\top \mathbf{M}(V_q) D_{\mathcal{A}_1}]}. \end{aligned} \quad (26)$$

Based on the above approximation, we further conduct the following test for whether $\widehat{\beta}(V_q)$ is significantly different from $\widehat{\beta}(V_{q'})$,

$$\mathcal{C}(V_q, V_{q'}) = \mathbf{1} \left(\left| \widehat{\beta}(V_q) - \widehat{\beta}(V_{q'}) \right| / \sqrt{\widehat{H}(V_q, V_{q'})} \geq z_{\alpha_0} \right), \quad (27)$$

where $\widehat{\beta}(V_q)$ and $\widehat{\beta}(V_{q'})$ are defined in (25). On the other hand, if the smaller matrix V_q does not provide a good approximation of $\{g(Z_i, X_i)\}_{1 \leq i \leq n}$, the difference $\left| \widehat{\beta}(V_q) - \widehat{\beta}(V_{q'}) \right|$ tends to be much larger than the threshold in (27) and hence $\mathcal{C}(V_q, V_{q'}) = 1$, indicating that V_q does not fully generate $\{g(Z_i, X_i)\}_{1 \leq i \leq n}$.

For $Q_{\max} \geq 2$, we generalize the pairwise comparison to multiple comparisons. For $0 \leq q \leq Q_{\max} - 1$, we compare $\widehat{\beta}(V_q)$ to any $\widehat{\beta}(V_{q'})$ with $q+1 \leq q' \leq Q_{\max}$. Particularly, for $0 \leq q \leq Q_{\max} - 1$, we define the test

$$\mathcal{C}(V_q) = \mathbf{1} \left(\max_{q+1 \leq q' \leq Q_{\max}} \left[\left| \widehat{\beta}(V_q) - \widehat{\beta}(V_{q'}) \right| / \sqrt{\widehat{H}(V_q, V_{q'})} \right] \geq \widehat{\rho} \right), \quad (28)$$

where $\widehat{\rho} = \widehat{\rho}(\alpha_0)$ is specified in the following equation (29). We define $\mathcal{C}(V_{Q_{\max}}) = 0$ as there is no index larger than Q_{\max} that we might compare to. We interpret $\mathcal{C}(V_q) = 0$ as follows: none of the differences $\{|\widehat{\beta}(V_q) - \widehat{\beta}(V_{q'})|\}_{q+1 \leq q' \leq Q_{\max}}$ is large, indicating that V_q (approximately) generates the function $g(\cdot)$ and $\widehat{\beta}(V_q)$ is a reliable estimator.

We choose the index $\widehat{q}_c \in [0, Q_{\max}]$ as $\widehat{q}_c = \min_{0 \leq q \leq Q_{\max}} \{q : \mathcal{C}(V_q) = 0\}$, which is the smallest q such that the test statistics $\mathcal{C}(V_q)$ is zero. The index \widehat{q}_c is interpreted as follows: any matrix containing $V_{\widehat{q}_c}$ as a submatrix does not lead to a substantially different estimator from that by $V_{\widehat{q}_c}$. This provides evidence for $V_{\widehat{q}_c}$ forming a good approximation of $\{g(Z_i, X_i)\}_{1 \leq i \leq n}$. Here, the sub-index “c” represents the comparison as we compare different $\{V_q\}_{0 \leq q \leq Q_{\max}}$ to choose the best one. Note that \widehat{q}_c must exist since $\mathcal{C}(V_{Q_{\max}}) = 0$ by definition. In finite-samples, there are chances that certain violations cannot be detected especially if the TSCI estimators given by $V_{\widehat{q}_c}$ and $V_{\widehat{q}_c+1}$ are not significantly different. We propose a more robust choice of the index as $\widehat{q}_r = \min\{\widehat{q}_c + 1, Q_{\max}\}$, where the sub index “r” denotes the robust selection; see Remark 3 for more discussions.

In the following, we present the choice of $\widehat{\rho} > 0$ in (28) by the wild bootstrap and summarize our proposed TSCI estimator and the generalized IV validity test in Algorithm 1. For $1 \leq i \leq n_1$, we compute $\widetilde{\epsilon}_i = [\widehat{\epsilon}(V_{Q_{\max}})]_i - \bar{\mu}_\epsilon$ where $\widehat{\epsilon}(V_{Q_{\max}})$ is defined in (20) with $V = V_{Q_{\max}}$ and $\bar{\mu}_\epsilon = \frac{1}{n_1} \sum_{i=1}^{n_1} [\widehat{\epsilon}(V_{Q_{\max}})]_i$. We generate $\epsilon_i^{[l]} = U_i^{[l]} \cdot \widetilde{\epsilon}_i$ for $1 \leq i \leq n_1$ and $1 \leq l \leq L$, where $\{U_i^{[l]}\}_{1 \leq i \leq n_1}$ are i.i.d. standard normal random variables. We define

$$T^{[l]} = \max_{0 \leq q < q' \leq Q_{\max}} \frac{1}{\sqrt{\widehat{H}(V_q, V_{q'})}} \left[\frac{f_{\mathcal{A}_1}^\top \mathbf{M}(V_{q'}) \epsilon^{[l]}}{f_{\mathcal{A}_1}^\top \mathbf{M}(V_{q'}) f_{\mathcal{A}_1}} - \frac{f_{\mathcal{A}_1}^\top \mathbf{M}(V_q) \epsilon^{[l]}}{f_{\mathcal{A}_1}^\top \mathbf{M}(V_q) f_{\mathcal{A}_1}} \right] \text{ for } 1 \leq l \leq L.$$

We set $\hat{\rho} = \hat{\rho}(\alpha_0)$ to be the upper α_0 empirical quantile of $\{|T^{[l]}|\}_{1 \leq l \leq L}$, that is,

$$\hat{\rho}(\alpha_0) = \min \left\{ \rho \in \mathbb{R} : \frac{1}{L} \sum_{l=1}^L \mathbf{1}(|T^{[l]}| \leq \rho) \geq 1 - \alpha_0 \right\}, \quad (29)$$

where α_0 is set as 0.025 by default.

Algorithm 1 TSCI with machine learning

Input: Data $X \in \mathbb{R}^{n \times p_x}$, $Z, D, Y \in \mathbb{R}^n$; Matrices $\{V_q\}_{q \geq 0}$;

Output: \hat{q}_c and \hat{q}_r ; $\hat{\beta}(V_{\hat{q}_c})$ and $\hat{\beta}(V_{\hat{q}_r})$; $\text{CI}(V_{\hat{q}_c})$ and $\text{CI}(V_{\hat{q}_r})$.

- 1: Set $W = X$ or generate W as a user-specific transformation of X .
 - 2: Compute Q_{\max} as in (24) and $\hat{\epsilon}(V_{Q_{\max}})$ as in (20);
 - 3: Compute $\{\hat{\beta}(V_q)\}_{0 \leq q \leq Q_{\max}}$ as in (25) and $\{\hat{H}(V_q, V_{q'})\}_{0 \leq q < q' \leq Q_{\max}}$ as in (26);
 - 4: **if** $Q_{\max} \geq 1$ **then**
 - 5: Compute $\{\mathcal{C}(V_q)\}_{0 \leq q \leq Q_{\max}-1}$ as in (28);
 - 6: **end if**
 - 7: Set $\mathcal{C}(V_{Q_{\max}}) = 0$;
 - 8: Compute $\hat{q}_c = \min \{0 \leq q \leq Q_{\max} : \mathcal{C}(V_q) = 0\}$; ▷ Comparison selection
 - 9: Compute $\hat{q}_r = \min \{\hat{q}_c + 1, Q_{\max}\}$; ▷ Robust selection
 - 10: Compute $\hat{\beta}_{\text{RF}}(V_{\hat{q}_c})$ and $\hat{\beta}_{\text{RF}}(V_{\hat{q}_r})$ as in (18) with $V = V_{\hat{q}_c}, V_{\hat{q}_r}$, respectively;
 - 11: Compute $\text{CI}_{\text{RF}}(V_{\hat{q}_c})$ and $\text{CI}_{\text{RF}}(V_{\hat{q}_r})$ as in (19) with $V = V_{\hat{q}_c}, V_{\hat{q}_r}$, respectively.
-

REMARK 1. When there are multiple IVs, there are more choices to specify the violation form and $\{\mathcal{V}_q\}_{1 \leq q \leq Q}$ are not necessarily nested. For example, when we have two IVs z_1 and z_2 , we may set $\mathcal{V}_{q_1, q_2} = \{1, z_1, \dots, z_1^{q_1}, z_2, \dots, z_2^{q_2}\}$, and then $\{\mathcal{V}_{q_1, q_2}\}_{0 \leq q_1, q_2 \leq Q}$ are not nested. However, even in such a case, our proposed selection method is still applicable. Specifically, for any $0 \leq q_1, q_2 \leq Q$, we compare the estimator generated by \mathcal{V}_{q_1, q_2} to that by $\mathcal{V}_{q'_1, q'_2}$ with $q'_1 \geq q_1$ and $q'_2 \geq q_2$.

REMARK 2. $\mathcal{C}(V_q, V_{q'})$ in (27) can be used to test the IV validity. If we set $q = 0$ in (27), we are comparing the valid IV estimator and an estimator adjusting for $V_{q'}$. For any $q' \geq 1$, $\mathcal{C}(V_0, V_{q'}) = 1$ represents that the estimator assuming valid IV is sufficiently different from an estimator allowing for the violation form generated by $V_{q'}$, indicating that the valid IV assumption is violated.

3.6. Finite-sample adjustment of uncertainty from data splitting

Even though our asymptotic theory in Section 4 is valid for any random sample splitting, the constructed point estimators and confidence intervals do vary with different sample splittings in finite-samples. This randomness due to sample splittings has been also observed in double machine learning (Chernozhukov et al., 2018) and multi-splitting (Meinshausen et al., 2009). Following Chernozhukov et al. (2018) and Meinshausen et al. (2009), we introduce a confidence interval which aggregates multiple confidence intervals due to different splittings. Consider S random splittings and for the s -th

splitting, we use $\widehat{\beta}^s$ and $\widehat{\text{SE}}^s$ to denote the corresponding TSCI point and standard error estimators, respectively. Following Section 3.4 of Chernozhukov et al. (2018), we introduce the median estimator $\widehat{\beta}^{\text{med}} = \text{median}\{\widehat{\beta}^s\}_{1 \leq s \leq S}$ together with $\widehat{\text{SE}}^{\text{med}} = \text{median}\left\{\sqrt{[\widehat{\text{SE}}^s]^2 + (\widehat{\beta}^s - \widehat{\beta}^{\text{med}})^2}\right\}_{1 \leq s \leq S}$, and construct the median confidence interval as $(\widehat{\beta}^{\text{med}} - z_{\alpha/2}\widehat{\text{SE}}^{\text{med}}, \widehat{\beta}^{\text{med}} + z_{\alpha/2}\widehat{\text{SE}}^{\text{med}})$. Alternatively, following Meinshausen et al. (2009), we construct the p values $p^s(\beta_0) = 2(1 - \Phi(|\widehat{\beta}^s - \beta_0|/\widehat{\text{SE}}^s))$ for $\beta_0 \in \mathbb{R}$ and $1 \leq s \leq S$, where Φ is the CDF of the standard normal. We define the multi-splitting confidence interval as $\{\beta_0 \in \mathbb{R} : 2 \cdot \text{median}\{p^s(\beta_0)\}_{s=1}^S \geq \alpha\}$. See equation (2.2) of Meinshausen et al. (2009).

4. Theoretical justification

We establish the asymptotic normality of our proposed bias-corrected TSCI estimator for both known V and the data-dependent $V_{\hat{q}}$, which justifies the validity of the corresponding confidence intervals. Our theoretical development does not require that the ML algorithm is consistent (for prediction or function estimation) but assumes a more realistic condition that it captures enough association in the treatment model. This is somewhat related to classical TSLS theory which only requires a strong IV in terms of capturing enough associations but not relying on inferring the correct function from the instrument to treatment.

4.1. Bias correction and asymptotic normality: known V

We start with the conditions, which are required to establish the asymptotic normality of $\widehat{\beta}(V)$ for a given V . The first assumption is imposed on the regression errors in models (3) and (4) and the data $\{V_i, f_i\}_{1 \leq i \leq n}$ with $f_i = f(Z_i, X_i)$.

(R1) Conditioning on Z_i, X_i , ϵ_i and δ_i are sub-gaussian random variables, that is, there exists a positive constant $K > 0$ such that

$$\sup_{Z_i, X_i} \max\{\mathbb{P}(|\epsilon_i| > t \mid Z_i, X_i), \mathbb{P}(|\delta_i| > t \mid Z_i, X_i)\} \leq \exp(-K^2 t^2 / 2),$$

with \sup_{Z_i, X_i} denoting the supremum over the support of the density of Z_i, X_i . The random variables $\{V_i, f_i\}_{1 \leq i \leq n_1}$ satisfy $\lambda_{\min}(\sum_{i=1}^{n_1} V_i V_i^\top / n_1) \geq c$, $\|\sum_{i=1}^{n_1} V_i f_i / n_1\|_2 \leq C$, $\max_{1 \leq i \leq n_1} \{|f_i|, \|V_i\|_2\} \leq C\sqrt{\log n_1}$, and $\|\sum_{i=1}^{n_1} V_i [R(V)]_i / n_1\|_2 \leq C\|R(V)\|_\infty$, where $C > 0$ and $c > 0$ are constants independent of n and p . The matrix Ω defined in (12) satisfies $\lambda_{\max}(\Omega) \leq C$ for some positive constant $C > 0$.

The conditional sub-gaussian assumption is required to establish some concentration results. For the special case where ϵ_i and δ_i are independent of Z_i, X_i , it is sufficient to assuming sub-gaussian errors ϵ_i and δ_i . The sub-gaussian conditions on regression errors may be relaxed to moment conditions. The conditions on V_i and f_i will be automatically satisfied with high probability if $\mathbf{E}V_i V_i^\top$ is positive definite and V_i and f_i are sub-gaussian random variables, where the sub-gaussianity conditions on $\{V_i, f_i\}_{1 \leq i \leq n}$ may be relaxed

to moment conditions. The proof of Lemma 1 in the supplement shows that $\lambda_{\max}(\Omega) \leq 1$ for random forests and deep neural networks.

The second assumption is imposed on the generalized IV strength $\mu(V)$ defined in (23). Throughout the paper, the asymptotics is taken as $n \rightarrow \infty$.

(R2) $f_{\mathcal{A}_1}^\top \mathbf{M}(V) f_{\mathcal{A}_1}$ satisfies $f_{\mathcal{A}_1}^\top \mathbf{M}(V) f_{\mathcal{A}_1} \rightarrow \infty$ and $f_{\mathcal{A}_1}^\top \mathbf{M}(V) f_{\mathcal{A}_1} \gg \text{Tr}[\mathbf{M}(V)]$, with $\mathbf{M}(V)$ defined in (16).

The above condition is closely related to Condition 1, where $f_{\mathcal{A}_1}^\top \mathbf{M}(V) f_{\mathcal{A}_1}$ measures the variability of the estimated conditional mean function \hat{f} after adjusting for the violation form encoded by V . The generalized IV strength $\mu(V)$ introduced in (23) is proportional to $f_{\mathcal{A}_1}^\top \mathbf{M}(V) f_{\mathcal{A}_1}$ when $\text{Var}(\delta_i | X_i, Z_i)$ is of a constant scale. Our proposed test in Section 3.4 is designed to test whether $\mu(V)$ is sufficiently large for the TSCI methodology, which is closely related to the above condition. Importantly, Condition (R2) only requires a sufficiently large generalized IV strength $f_{\mathcal{A}_1}^\top \mathbf{M}(V) f_{\mathcal{A}_1}$, but does not require $\hat{f}_{\mathcal{A}_1}$ to be an accurate estimator of $f_{\mathcal{A}_1}$. Even if \hat{f} is not a consistent estimator of f , Condition (R2) can be plausibly satisfied as long as the ML algorithms capture enough association between the treatment and the IVs. For the strong IV setting, $f_{\mathcal{A}_1}^\top \mathbf{M}(V) f_{\mathcal{A}_1}$ can be of the scale n , making Condition (R2) a mild assumption.

The following proposition establishes the consistency of $\hat{\beta}_{\text{init}}(V)$ if Conditions (R1) and (R2) hold and the approximation errors $\{R_i(V) = g(Z_i, X_i) - V_i^\top \pi\}_{1 \leq i \leq n}$ are small.

PROPOSITION 1. *Consider the models (3) and (4). If Conditions (R1) and (R2) hold and $\|R_{\mathcal{A}_1}(V)\|_2^2 \ll f_{\mathcal{A}_1}^\top \mathbf{M}(V) f_{\mathcal{A}_1}$, then $\hat{\beta}_{\text{init}}(V)$ defined in (16) satisfies $\hat{\beta}_{\text{init}}(V) \xrightarrow{p} \beta$.*

The condition $\|R_{\mathcal{A}_1}(V)\|_2^2 \ll f_{\mathcal{A}_1}^\top \mathbf{M}(V) f_{\mathcal{A}_1}$ is satisfied if $\{g(Z_i, X_i)\}_{1 \leq i \leq n}$ are well approximated by V .

In the following, we present the distributional properties of the bias-corrected TSCI estimator $\hat{\beta}(V)$ defined in (18) and demonstrate the advantage of this extra bias correction step. For establishing the asymptotic normality, we further impose a stronger generalized IV strength condition than (R2).

(R2-I) $f_{\mathcal{A}_1}^\top [\mathbf{M}(V)]^2 f_{\mathcal{A}_1} \rightarrow \infty$, $f_{\mathcal{A}_1}^\top [\mathbf{M}(V)]^2 f_{\mathcal{A}_1} \gg \|R(V)\|_2^2$, and

$$f_{\mathcal{A}_1}^\top [\mathbf{M}(V)]^2 f_{\mathcal{A}_1} \gg \max \{(\text{Tr}[\mathbf{M}(V)])^c, \log n \cdot \eta_n(V)^2 \cdot (\text{Tr}[\mathbf{M}(V)])^2\},$$

where $c > 1$ is some positive constant and $\eta_n(\cdot)$ is defined as

$$\eta_n(V) = \|f_{\mathcal{A}_1} - \hat{f}_{\mathcal{A}_1}\|_\infty + \left(|\beta - \hat{\beta}_{\text{init}}(V)| + \|R(V)\|_\infty + \frac{\log n}{\sqrt{n}} \right) (\sqrt{\log n} + \|f_{\mathcal{A}_1} - \hat{f}_{\mathcal{A}_1}\|_\infty). \quad (30)$$

Similarly to $f_{\mathcal{A}_1}^\top \mathbf{M}(V) f_{\mathcal{A}_1}$, $f_{\mathcal{A}_1}^\top [\mathbf{M}(V)]^2 f_{\mathcal{A}_1}$ can be viewed as another measure of IV strength. If the treatment model is fitted with deep neural network, we have $f_{\mathcal{A}_1}^\top [\mathbf{M}(V)]^2 f_{\mathcal{A}_1} = f_{\mathcal{A}_1}^\top \mathbf{M}(V) f_{\mathcal{A}_1}$. For random forests, we only have $f_{\mathcal{A}_1}^\top [\mathbf{M}(V)]^2 f_{\mathcal{A}_1} \leq f_{\mathcal{A}_1}^\top \mathbf{M}(V) f_{\mathcal{A}_1}$. Additionally, $\eta_n(V)$ defined in (30) depends on the accuracy of the ML prediction model \hat{f} . We have $\eta_n(V) \rightarrow 0$ if $\|f_{\mathcal{A}_1} - \hat{f}_{\mathcal{A}_1}\|_\infty \rightarrow 0$, $\hat{\beta}_{\text{init}}(V) \xrightarrow{p} \beta$, and

$\|R(V)\|_\infty \rightarrow 0$. However, $\eta_n(V)$ is always smaller than $\sqrt{\log n}$ regardless whether \hat{f} is consistent or not.

The following theorem establishes the asymptotic normality of the TSCI estimator.

THEOREM 1. *Consider the models (3) and (4). Suppose that Condition (R1), (R2-I) hold and*

$$\frac{\max_{1 \leq i \leq n_1} \sigma_i^2 \cdot [\mathbf{M}(V)f_{\mathcal{A}_1}]_i^2}{\sum_{i=1}^{n_1} \sigma_i^2 \cdot [\mathbf{M}(V)f_{\mathcal{A}_1}]_i^2} \rightarrow 0 \quad \text{with} \quad \sigma_i^2 = \mathbf{E}(\epsilon_i^2 \mid Z_i, X_i). \quad (31)$$

Then $\hat{\beta}(V)$ defined in (18) satisfies

$$\frac{1}{\text{SE}(V)} \left(\hat{\beta}(V) - \beta \right) \xrightarrow{d} N(0, 1), \quad \text{with} \quad \text{SE}(V) = \frac{\sqrt{\sum_{i=1}^{n_1} \sigma_i^2 [\mathbf{M}(V)f_{\mathcal{A}_1}]_i^2}}{f_{\mathcal{A}_1}^\top \mathbf{M}(V) f_{\mathcal{A}_1}}.$$

If $\widehat{\text{SE}}(V)$ used in (19) satisfies $\widehat{\text{SE}}(V)/\text{SE}(V) \xrightarrow{P} 1$, then the confidence interval $\text{CI}(V)$ in (19) satisfies $\liminf_{n \rightarrow \infty} \mathbb{P}(\beta \in \text{CI}(V)) = 1 - \alpha$.

We emphasize that the validity of our proposed confidence interval does not require the ML prediction model \hat{f} to be a consistent estimator of f . Even if the difference $\|\hat{f}_{\mathcal{A}_1} - f_{\mathcal{A}_1}\|_2$ is large, Condition (R2-I) can still hold when the generalized IV strength is sufficiently large. The condition (31) is imposed such that not a single entry of the vector $\mathbf{M}(V)f_{\mathcal{A}_1}$ dominates all other entries, which is needed for verifying the Linderberg condition. The standard error $\text{SE}(V)$ relies on the generalized IV strength for a given matrix V . If $f_{\mathcal{A}_1}^\top \mathbf{M}(V)f_{\mathcal{A}_1}/n_1$ is of constant order, then $\text{SE}(V) \lesssim 1/\sqrt{n}$. A larger matrix V will generally lead to a larger $\text{SE}(V)$ because $f_{\mathcal{A}_1}^\top \mathbf{M}(V)f_{\mathcal{A}_1}$ decreases after adjusting for more information contained in V . The consistency of $\widehat{\text{SE}}(V)$ is presented in Lemma 2 in the supplement.

We now explain the effectiveness of the bias correction for the homoscadastic setting with $\text{Cov}(\epsilon_i, \delta_i \mid Z_i, X_i) = \text{Cov}(\epsilon_i, \delta_i)$. For the initial estimator $\hat{\beta}_{\text{init}}(V)$, we can establish that $\frac{1}{\text{SE}(V)} \left(\hat{\beta}_{\text{init}}(V) - \beta \right) = \mathcal{G}(V) + \tilde{\mathcal{E}}(V)$, where $\mathcal{G}(V) \xrightarrow{d} N(0, 1)$ and

$$\left| \tilde{\mathcal{E}}(V) \right| \leq \frac{\text{Cov}(\epsilon_i, \delta_i) \cdot \text{Tr}[\mathbf{M}(V)] + \|R(V)\|_2}{\sqrt{f_{\mathcal{A}_1} [\mathbf{M}(V)]^2 f_{\mathcal{A}_1}}} + \frac{\sqrt{\text{Tr}([\mathbf{M}(V)]^2)}}{(f_{\mathcal{A}_1} [\mathbf{M}(V)]^2 f_{\mathcal{A}_1})^{c_0}}, \quad (32)$$

for some positive constant $c_0 > 0$. Our proposed bias-corrected estimator $\hat{\beta}(V)$ is effective in reducing the bias component $\tilde{\mathcal{E}}(V)$. Theorem 5 in Section B.1 in the supplement establishes that our proposed method reduces $\text{Cov}(\epsilon_i, \delta_i) \cdot \text{Tr}[\mathbf{M}(V)]/\sqrt{f_{\mathcal{A}_1} [\mathbf{M}(V)]^2 f_{\mathcal{A}_1}}$ in (32) to $\eta_n(V) \cdot \text{Tr}[\mathbf{M}(V)]/\sqrt{f_{\mathcal{A}_1} [\mathbf{M}(V)]^2 f_{\mathcal{A}_1}}$. If $\eta_n(V) \rightarrow 0$, which can be achieved for a consistent ML prediction \hat{f} , the bias-corrected TSCI estimator effectively reduces the finite-sample or higher-order bias. However, even if $\hat{f}_{\mathcal{A}_1}$ do not consistently estimate $f_{\mathcal{A}_1}$, the bias correction will not lead to a worse estimator as long as the mild condition $\|\hat{f}_{\mathcal{A}_1} - f_{\mathcal{A}_1}\|_2 \lesssim \sqrt{n}$ is satisfied.

4.2. Limiting distribution of $\hat{\beta}(V_q) - \hat{\beta}(V_{q'})$

In this section, we establish the asymptotic normality of the difference $\hat{\beta}(V_q) - \hat{\beta}(V_{q'})$ for $0 \leq q < q' \leq Q_{\max}$. We start with the setting where both V_q and $V_{q'}$ provide good

approximations to $\{g(Z_i, X_i)\}_{1 \leq i \leq n}$, leading to sufficiently small $\|R(V_q)\|_2$ and $\|R(V_{q'})\|_2$. In this case, the dominating component of $\widehat{\beta}(V_q) - \widehat{\beta}(V_{q'})$ is $S^\top \epsilon_{\mathcal{A}_1}$ with

$$S = \left(\frac{1}{f_{\mathcal{A}_1}^\top \mathbf{M}(V_{q'}) f_{\mathcal{A}_1}} \mathbf{M}(V_{q'}) - \frac{1}{f_{\mathcal{A}_1}^\top \mathbf{M}(V_q) f_{\mathcal{A}_1}} \mathbf{M}(V_q) \right) f_{\mathcal{A}_1} \in \mathbb{R}^{n_1}. \quad (33)$$

Conditioning on the data in \mathcal{A}_2 and $\{X_i, Z_i\}_{i \in \mathcal{A}_1}$, $S^\top \epsilon_{\mathcal{A}_1}$ is of zero mean and variance

$$H(V_q, V_{q'}) = \frac{\sum_{i=1}^{n_1} \sigma_i^2 [\mathbf{M}(V_{q'}) f_{\mathcal{A}_1}]_i^2}{[f_{\mathcal{A}_1}^\top \mathbf{M}(V_{q'}) f_{\mathcal{A}_1}]^2} + \frac{\sum_{i=1}^{n_1} \sigma_i^2 [\mathbf{M}(V_q) f_{\mathcal{A}_1}]_i^2}{[f_{\mathcal{A}_1}^\top \mathbf{M}(V_q) f_{\mathcal{A}_1}]^2} - 2 \frac{\sum_{i=1}^{n_1} \sigma_i^2 [\mathbf{M}(V_{q'}) f_{\mathcal{A}_1}]_i [\mathbf{M}(V_q) f_{\mathcal{A}_1}]_i}{[f_{\mathcal{A}_1}^\top \mathbf{M}(V_{q'}) f_{\mathcal{A}_1}] \cdot [f_{\mathcal{A}_1}^\top \mathbf{M}(V_q) f_{\mathcal{A}_1}]}, \quad (34)$$

with $\sigma_i^2 = \mathbf{E}(\epsilon_i^2 \mid Z_i, X_i)$. The following condition requires that the variance of $S^\top f_{\mathcal{A}_1}$ dominates other components of $\widehat{\beta}(V_q) - \widehat{\beta}(V_{q'})$, which are mainly finite-sample approximation errors.

(R3) The variance $H(V_q, V_{q'})$ in (34) satisfies

$$\sqrt{H(V_q, V_{q'})} \gg \max_{V \in \{V_q, V_{q'}\}} \left\{ \frac{1}{\mu(V)} \left[1 + (1 + \sqrt{\log n} \cdot \eta_n(V_{Q_{\max}})) \cdot \text{Tr}[\mathbf{M}(V)] \right] \right\},$$

with $\eta_n(\cdot)$ defined in (30). There exists a constant $c > 0$ such that $\text{Var}(\delta_i \mid Z_i, X_i) \geq c$.

For $q \leq q'$, we have $H(V_q, V_{q'}) = \sigma_\epsilon^2 (1/f^\top \mathbf{M}(V_{q'}) f - 1/f^\top \mathbf{M}(V_q) f)$ and $\mu(V_q) = f^\top \mathbf{M}(V_q) f / \sigma_\delta^2$ when the first stage is fitted with the basis approach or the DNN method and $\text{Var}(\epsilon_i \mid Z_i, X_i) = \sigma_\epsilon^2$ and $\text{Var}(\delta_i \mid Z_i, X_i) = \sigma_\delta^2$. If we assume that $f^\top \mathbf{M}(V_{q'}) f = c_* f^\top \mathbf{M}(V_q) f$ for some $0 < c_* < 1$, we have $H(V_q, V_{q'}) = \frac{1-c_*}{c_*} \frac{\sigma_\epsilon^2}{\sigma_\delta^2} \mu(V_q)$. In this case, Condition (R3) is satisfied if $\mu(V_q) \gg (\text{Tr}[\mathbf{M}(V_q)])^2$ and $\mu(V_{q'}) \gg (\text{Tr}[\mathbf{M}(V_{q'})])^2$ up to some polynomial order of $\log n$. In this case, Condition (R3) is only slightly stronger than Condition (R2-I).

The following theorem establishes the asymptotic normality of $\widehat{\beta}(V_q) - \widehat{\beta}(V_{q'})$ under the null setting where both $R(V_q)$ and $R(V_{q'})$ are small.

THEOREM 2. *Consider the model (3) and (4). Suppose that Conditions (R1) and (R3) hold, Condition (R2) holds for $V \in \{V_q, V_{q'}\}$, and the vector S defined in (33) satisfies $\max_{i \in \mathcal{A}_1} S_i^2 / (\sum_{i \in \mathcal{A}_1} S_i^2) \rightarrow 0$. If $\sqrt{H(V_q, V_{q'})} \gg \max_{V \in \{V_q, V_{q'}\}} \|R(V)\|_2 / \sqrt{\mu(V)}$, we have $(\widehat{\beta}(V_q) - \widehat{\beta}(V_{q'})) / \sqrt{H(V_q, V_{q'})} \xrightarrow{d} N(0, 1)$, with $\widehat{\beta}(\cdot)$ defined in (25) and $H(V_q, V_{q'})$ defined in (34).*

For small approximation errors $\|R(V_q)\|_2$ and $\|R(V_{q'})\|_2$, the condition $\sqrt{H(V_q, V_{q'})} \gg \max_{V \in \{V_q, V_{q'}\}} \|R(V)\|_2 / \sqrt{\mu(V)}$ holds. Theorem 2 states that the difference $\widehat{\beta}(V_q) - \widehat{\beta}(V_{q'})$ is centered at zero and has an asymptotic normal distribution. In contrast, if $q < q'$ and V_q does not approximate $\{g(Z_i, X_i)\}_{1 \leq i \leq n}$ well, then at least $\|R(V_q)\|_2$ is large. In this scenario, the limiting distribution in Theorem 2 does not hold and a leading component of $\widehat{\beta}(V_q) - \widehat{\beta}(V_{q'})$ is

$$\mathcal{L}_n(V_q, V_{q'}) = \frac{1}{\sqrt{H(V_q, V_{q'})}} \left(\frac{D_{\mathcal{A}_1}^\top \mathbf{M}(V_q) [R(V_q)]_{\mathcal{A}_1}}{D_{\mathcal{A}_1}^\top \mathbf{M}(V_q) D_{\mathcal{A}_1}} - \frac{D_{\mathcal{A}_1}^\top \mathbf{M}(V_{q'}) [R(V_{q'})]_{\mathcal{A}_1}}{D_{\mathcal{A}_1}^\top \mathbf{M}(V_{q'}) D_{\mathcal{A}_1}} \right). \quad (35)$$

Built on the limiting distribution in Theorem 2, the following theorem characterizes the size and power of the comparison test $\mathcal{C}(V_q, V_{q'})$ in (27).

THEOREM 3. *Suppose that the Conditions of Theorem 2 hold, $\widehat{H}(V_q, V_{q'})/H(V_q, V_{q'}) \xrightarrow{P} 1$, and $\mathcal{L}_n(V_q, V_{q'})$ defined in (35) satisfies $\mathcal{L}_n(V_q, V_{q'}) \xrightarrow{P} \mathcal{L}^*(V_q, V_{q'})$ for $\mathcal{L}^*(V_q, V_{q'}) \in \mathbb{R} \cup \{-\infty, \infty\}$, then the test $\mathcal{C}(V_q, V_{q'})$ in (27) with corresponding α_0 satisfies,*

$$\lim_{n \rightarrow \infty} \mathbf{P}(\mathcal{C}(V_q, V_{q'}) = 1) = 1 - \Phi(z_{\alpha_0} - \mathcal{L}^*(V_q, V_{q'})) + \Phi(-z_{\alpha_0} - \mathcal{L}^*(V_q, V_{q'})). \quad (36)$$

With $|\mathcal{L}^(V_q, V_{q'})| = 0$, then we have $\lim_{n \rightarrow \infty} \mathbf{P}(\mathcal{C}(V_q, V_{q'}) = 1) = 2\alpha_0$. With $|\mathcal{L}^*(V_q, V_{q'})| = \infty$, then we have $\lim_{n \rightarrow \infty} \mathbf{P}(\mathcal{C}(V_q, V_{q'}) = 1) = 1$.*

4.3. Guarantee for Algorithm 1

We now justify the validity of the confidence interval from the TSCI Algorithm 1, which is based on the asymptotic normality of $\widehat{\beta}(V_{\widehat{q}})$ with a data-dependent index \widehat{q} . The key is to generalize the results in Section 4.2 and simultaneously analyze multiple normalized differences $\left\{ \left(\widehat{\beta}(V_q) - \widehat{\beta}(V_{q'}) \right) / \sqrt{H(V_q, V_{q'})} \right\}_{0 \leq q < q' \leq Q_{\max}}$. We define the α_0 quantile for the maximum of multiple random error components in (33),

$$\mathbb{P} \left(\max_{0 \leq q < q' \leq Q_{\max}} \frac{1}{\sqrt{H(V_q, V_{q'})}} \left| \frac{f_{\mathcal{A}_1}^\top \mathbf{M}(V_{q'}) \epsilon_{\mathcal{A}_1}}{f_{\mathcal{A}_1}^\top \mathbf{M}(V_{q'}) f_{\mathcal{A}_1}} - \frac{f_{\mathcal{A}_1}^\top \mathbf{M}(V_q) \epsilon_{\mathcal{A}_1}}{f_{\mathcal{A}_1}^\top \mathbf{M}(V_q) f_{\mathcal{A}_1}} \right| \geq \rho(\alpha_0) \right) = \alpha_0. \quad (37)$$

We introduce the following condition for the selection among $\{\mathcal{V}_q\}_{0 \leq q \leq Q}$.

(R4) For $\mathcal{V}_0 \subset \mathcal{V}_1 \subset \dots \subset \mathcal{V}_Q$ and corresponding matrices $\{V_q\}_{0 \leq q \leq Q}$, there exists $q^* \in \{0, 1, 2, \dots, Q\}$ such that $q^* \leq Q_{\max}$ and $R(V_{q^*}) = 0$. For any integer $q \in [0, q^* - 1]$, there exists an integer $q' \in [q + 1, q^*]$ such that

$$\mathcal{L}_n(V_q, V_{q'}) \geq A\rho(\alpha_0) \quad \text{with} \quad A > 2, \quad (38)$$

where $\mathcal{L}_n(V_q, V_{q'})$ is defined in (35) and $\rho(\alpha_0)$ is defined in (37).

The above condition ensures that there exists \mathcal{V}_{q^*} such that the function g is well approximated by the column space of V_{q^*} . The well-separation condition (38) is interpreted as follows: if g is not well approximated by the column space of V_q , then $\widehat{\beta}(V_q)$ has a large estimation bias. Note that $\mathcal{L}_n(V_q, V_{q^*})$ defined in (35) is a measure of the bias of $\widehat{\beta}(V_q)$. The condition (38) requires that at least one of the bias measures $\{\mathcal{L}_n(V_q, V_{q'})\}_{q+1 \leq q' \leq q^*}$ is sufficiently large; see more discussions in Remark 3.

The following theorem guarantees the coverage property for the CIs corresponding to $V_{\widehat{q}_c}$ and $V_{\widehat{q}_r}$ in Algorithm 1.

THEOREM 4. *Consider the model (3) and (4). Suppose that Condition (R1) holds, Condition (R2-I) holds for $V \in \{V_q\}_{0 \leq q \leq Q_{\max}}$, Condition (R3) holds for any $0 \leq q < q' \leq Q_{\max}$, Condition (R4) holds, $\widehat{H}(V_q, V_{q'})/H(V_q, V_{q'}) \xrightarrow{P} 1$, and $\widehat{\rho}/\rho(\alpha_0) \xrightarrow{P} 1$ with $\widehat{\rho}$ and $\rho(\alpha_0)$ defined in (29) and (37) respectively. Our proposed CI in Algorithm 1 satisfies $\liminf_{n \rightarrow \infty} \mathbb{P}[\beta \in \text{CI}(V_{\widehat{q}})] \geq 1 - \alpha - 2\alpha_0$ with $\widehat{q} = \widehat{q}_c$ or \widehat{q}_r where α_0 is used in (37).*

REMARK 3. The CI based on $V_{\hat{q}_r}$ is more robust to the violation space selection error. Specifically, the statistical inference based on $V_{\hat{q}_r}$ is still valid if we make mistakes for comparing V_{q^*-1} and V_{q^*} . If we apply TSCI with $V_{Q_{\max}}$, this leads to a valid inference procedure without requiring the well-separation condition (38). However, such a confidence interval might be conservative by adjusting for a large matrix $V_{Q_{\max}}$.

5. Simulation studies

We conduct a simulation study with the outcome model (3) and the treatment model (4). The code for implementing our proposed TSCI method and comparing with other random forests methods is available at <https://github.com/zijguo/TSCI-Replication>.

5.1. Comparison with machine-learning IV

In this section, we focus on the valid IV setting since most machine-learning IV methods are proposed in such a context. We compare our TSCI estimator with the MLIV estimator described in (21) while setting $V = W$ in our method. The comparison results are expected to hold for the general invalid IV setting by correctly specifying the matrix V . We demonstrate the performance of TSCI in Section 5.2 when IVs are not valid. We set $\beta = 1$ as the treatment effect, $p_z = 1$ and $p_x = 10$, and vary the sample size n across $\{1000, 3000, 5000\}$. We generate $X_i^* \in \mathbb{R}^{p_x+1}$ following a multivariate normal distribution with zero mean and covariance matrix Σ where $\Sigma_{ij} = 0.5^{|i-j|}$ for $1 \leq i, j \leq p_x + 1$. With Φ denoting the standard normal cumulative distribution function, we define $X_{ij} = \Phi(X_{ij}^*)$ for $1 \leq j \leq p_x$ and $Z_j = \Phi(X_{i, p_x+1}^*)$. We generate the treatment and outcome $\{D_i, Y_i\}_{1 \leq i \leq n}$ following $D_i = 1/2 \cdot Z_i + a(Z_i^2 + 1/8 \cdot Z_i^4 - 25/12) - 3/10 \cdot \sum_{j=1}^{10} X_{i,j} + \delta_i$ and $Y_i = D_i + 1/5 \cdot \sum_{j=1}^{10} X_{i,j} + \epsilon_i$, with the errors $\{(\delta_i, \epsilon_i)^\top\}_{1 \leq i \leq n}$ being generated as i.i.d. bivariate normal with zero mean, unit variance, and covariance 0.5. In Table 1, we compare TSCI with MLIV for different n and a with a larger value of a corresponding to a stronger IV.

In Table 1, we observe that the MLIV has a larger bias and standard error than TSCI, leading to an inflated MSE of MLIV. We have explained in Section 3.3 that this happens when the IV strength captured by RF is relatively weak. For a stronger IV (with $a = 0.75$), when the sample size is 3000 or 5000 and the self-prediction is excluded, the MLIV and TSCI have comparable MSE, but our proposed TSCI estimator generally exhibits a smaller bias. Moreover, by comparing TSCI and initial estimators, our proposed bias correction step effectively removes the bias due to the high complexity of RF algorithm. Another interesting observation is that the removal of self-prediction helps reducing the bias of both TSCI and MLIV estimators for the reason of reducing the correlation between the ML predicted value and the unmeasured confounders.

5.2. TSCI with invalid IVs

We now demonstrate our TSCI method for the general setting with possibly invalid IVs. In the following, we focus on the continuous treatment and will investigate the performance of our proposed TSCI for binary treatments in Section E.2 in the supplement. We set $\beta = 1$ as the treatment effect, $p_z = 1$ and $p_x = 20$, and vary the sample size n across

		without self-prediction					with self-prediction				
		Bias			MSE		Bias			MSE	
a	n	TSCI	Init	MLIV	Ratio	IV Str	TSCI	Init	MLIV	Ratio	IV Str
0.30	1000	0.15	0.27	-3.87	10^5	2.95	0.24	0.33	0.41	2.14	10.28
0.30	3000	0.07	0.19	-0.15	6.24	11.24	0.16	0.27	0.39	4.23	30.73
0.30	5000	0.05	0.15	-0.07	2.66	20.60	0.13	0.24	0.38	5.75	52.70
0.45	1000	0.08	0.20	-0.69	1228	4.08	0.16	0.27	0.36	2.99	12.35
0.45	3000	0.03	0.12	-0.06	1.89	17.36	0.09	0.19	0.33	6.73	39.22
0.45	5000	0.01	0.09	-0.03	1.60	33.74	0.06	0.16	0.32	10.81	65.72
0.60	1000	0.03	0.14	-0.16	8.58	5.53	0.10	0.21	0.31	3.64	15.23
0.60	3000	0.00	0.08	-0.04	1.54	26.26	0.05	0.14	0.27	8.27	52.96
0.60	5000	0.01	0.06	-0.01	1.21	52.38	0.03	0.11	0.26	13.67	95.35
0.75	1000	0.01	0.10	-0.11	3.21	7.83	0.07	0.17	0.26	3.50	19.94
0.75	3000	0.00	0.06	-0.03	1.11	37.21	0.03	0.10	0.22	8.85	70.45
0.75	5000	0.00	0.05	-0.01	0.98	72.98	0.02	0.08	0.21	13.57	127.84

Table 1: Comparison of TSCI and MLIV with the treatment model fitted by RF. The columns indexed with “without self-prediction” stands for the split RF being implemented without self-prediction, while “with self-prediction” stands for the split RF being implemented with self-prediction. The columns indexed by “TSCI”, “Init”, “MLIV” correspond to our proposed TSCI estimator in (18), the initial estimator in (16), and the MLIV estimator in (21). The column indexed with “MSE Ratio” represents the MSE ratio of the MLLV estimator to TSCI estimator; the column indexed with “IV Str” stands for our proposed IV strength in (23).

$\{1000, 3000, 5000\}$. We generate $X_i^* \in \mathbb{R}^{p_x+1}$ following a multivariate normal distribution with zero mean and covariance matrix Σ where $\Sigma_{ij} = 0.5^{|i-j|}$ for $1 \leq i, j \leq p_x+1$. With Φ denoting the standard normal cumulative distribution function, we define $X_{ij} = \Phi(X_{ij}^*)$ for $1 \leq j \leq p_x$. We generate a continuous IV as $Z_i = 4(\Phi(X_{i,p+1}^*) - 0.5) \in (-2, 2)$ and consider the following two conditional mean models for the treatment,

- Model 1: $f(Z_i, X_i) = -\frac{25}{12} + Z_i + Z_i^2 + \frac{1}{8}Z_i^4 + Z_i \cdot (a \cdot \sum_{j=1}^5 X_{ij}) - \frac{3}{10} \cdot \sum_{j=1}^p X_{ij}$
- Model 2: $f(Z_i, X_i) = \sin(2\pi Z_i) + \frac{3}{2} \cos(2\pi Z_i) + Z_i \cdot (a \cdot \sum_{j=1}^5 X_{ij}) - \frac{3}{10} \cdot \sum_{j=1}^p X_{ij}$

The value a controls the interaction strength between Z_i and the first five variables of X_i , and when $a = 0$, the interaction term disappears. We will vary a across $\{0, 0.5, 1\}$. For Models 1 and 2, we consider two forms of the g function in (3): (a)Vio=1: $g(Z_i, X_i) = Z_i + 0.2 \cdot \sum_{j=1}^p X_{ij}$; (b)Vio=2: $g(Z_i, X_i) = Z_i + Z_i^2 - 1 + 0.2 \cdot \sum_{j=1}^p X_{ij}$.

To approximate the real data analysis in Section 6, we further generate a binary IV as $Z_i = \mathbf{1}(\Phi(X_{i,6}^*) > 0.6)$ and the covariates $X_{i,j} = X_{i,j}^*$ for $1 \leq i \leq n$ and $1 \leq j \leq 5$. We consider the following models for $f(Z_i, X_i)$ and $g(Z_i, X_i)$,

3. Model 3 (binary IV): $f(Z_i, X_i) = Z_i(1 + a \sum_{j=1}^4 X_{ij}(1 + X_{i,j+1})) - 0.3 \cdot \sum_{i=1}^5 X_{ij}$
and $g(Z_i, X_i) = Z_i + 0.5 \cdot Z_i \cdot (\sum_{i=1}^3 X_{ij})$.

In comparison to Models 1 and 2, the outcome model involves the interaction between Z_i and X_i while the treatment model involves a more complicated interaction term, whose strength is controlled by a . In Section E.1 in the supplement, we consider another

setting of the binary IV with $p = 20$. We consider two different distributions for the errors $\{(\delta_i, \epsilon_i)^\top\}_{1 \leq i \leq n}$ in (3) and (4):

Error distribution 1 (homoscedastic error). Generate $\{(\delta_i, \epsilon_i)^\top\}_{1 \leq i \leq n}$ following i.i.d. bivariate normal with zero mean, unit variance, and covariance 0.5.

Error distribution 2 (heteroscedastic error). Following Bekker and Crudu (2015), we generate $\delta_i \sim N(0, Z_i^2 + 0.25)$ and $\epsilon_i = 0.6\delta_i + \sqrt{[1 - 0.6^2]/[0.86^4 + 1.38072^2]}(1.38072 \cdot \tau_{1,i} + 0.86^2 \cdot \tau_{2,i})$, for $1 \leq i \leq n$, where conditioning on Z_i , $\tau_{1,i} \sim N(0, Z_i^2 + 0.25)$, $\tau_{2,i} \sim N(0, 1)$, and $\tau_{1,i}$ and $\tau_{2,i}$ are independent of δ_i .

For Models 1 and 2, we specify $\mathcal{V}_q = \{z, \dots, z^q\}$ for $1 \leq q \leq Q$; for Model 3, we specify $\mathcal{V}_1 = \{z, z \cdot x_1, \dots, z \cdot x_5\}$. We shall implement TSCI with random forests as detailed in Algorithm 1 and choose the best \mathcal{V}_q by the comparison and robust selection methods. In addition, we investigate the TSCI estimator with replacing the first stage random forests by B-spline basis expansion, where the number of basis element is chosen by cross validation; see details in Section A.3 in the supplement. As “naive” benchmarks, we compare different random forests based methods in the oracle setting, where the best \mathcal{V}_q used for approximating g is known a priori. We construct the confidence intervals in the form of $(\hat{\beta} - z_{\alpha/2}\widehat{\text{SE}}, \hat{\beta} + z_{\alpha/2}\widehat{\text{SE}})$ and consider the following three specific estimators,

- RF-Init. Compute $\hat{\beta}$ as $\hat{\beta}_{\text{init}}$ in (16) and $\hat{\sigma}_\epsilon(V) = \sqrt{\|P_V^\perp[Y - D\hat{\beta}_{\text{init}}(V)]\|_2^2/(n-r)}$. Calculate $\widehat{\text{SE}} = \hat{\sigma}_\epsilon \sqrt{D_{\mathcal{A}_1}^\top [\mathbf{M}(V)]^2 D_{\mathcal{A}_1} / D_{\mathcal{A}_1}^\top \mathbf{M}(V) D_{\mathcal{A}_1}}$.
- RF-Plug. Compute $\hat{\beta} = \frac{Y_{\mathcal{A}_1}^\top P_{V_{\mathcal{A}_1}}^\perp \hat{f}_{\mathcal{A}_1}}{\hat{f}_{\mathcal{A}_1}^\top P_{V_{\mathcal{A}_1}}^\perp \hat{f}_{\mathcal{A}_1}}$ and $\widehat{\text{SE}} = \sqrt{\frac{\|P_V^\perp(Y - \hat{\beta}_{\text{plug}}(V)D)\|_2^2}{|\mathcal{A}_1| \cdot \hat{D}_{\mathcal{A}_1}^\top P_{V_{\mathcal{A}_1}}^\perp \hat{D}_{\mathcal{A}_1}}}$.
- RF-Full. Set $\hat{\beta} = \hat{\beta}_{\text{full}}(V)$ with $\hat{\beta}_{\text{full}}(V)$ defined in (22) and calculate

$$\widehat{\text{SE}} = \frac{\hat{\sigma}_{\text{full}}(V) \sqrt{D^\top [\mathbf{M}^{\text{full}}(V)]^2 D}}{D^\top \mathbf{M}^{\text{full}}(V) D} \quad \text{with} \quad \hat{\sigma}_{\text{full}}(V) = \sqrt{\|P_V^\perp(Y - \hat{\beta}_{\text{RF}}^{\text{full}}(V)D)\|_2^2/n}.$$

In the following, we demonstrate the numerical evidence for the problems of RF-Plug and RF-Full, which have been described in Section 3.3.

In Table 2, we compare the coverage properties of the TSLS, the above three random forests methods, and our proposed TSCI with random forests and B-spline. TSLS fails to have correct coverage probability 0.95 due to the existence of invalid IV; furthermore, we observe that RF-Full, and RF-Plug methods fail to achieve the desired coverage and the RF-Init method fails to have the desired coverage for vio=2. In contrast, our proposed TSCI achieves the desired coverage for the vio=1 setting and for the vio=2 setting with a relatively large interaction or large sample size.

We highlight two interesting observations. Firstly, \mathcal{V}_q selected by the comparison and robust methods tend to give valid coverage for vio=1; however, for vio=2, these methods work for more favorable settings, such as a larger interaction and sample size. For smaller interaction values and sample sizes, due to the relatively small IV strength, Q_{max} is taken as 1 and hence the desired coverage is not achieved. However, the IV validity test can

still report invalid IV in these challenging settings. Secondly, the RF-Init suffers from a larger bias in the vio=2 setting, which leads to its undercoverage. For vio=2, a larger set of basis functions ($\mathcal{V} = \{z, z^2\}$) is adjusted, and hence the generalized IV strength gets smaller, which results in a more significant estimation bias by the expression (32). For Model 1, we further report the mean absolute bias and the confidence interval length in Tables S4 and S5 in the supplement, respectively.

vio	a	n	TSCI-RF				TSCI-ba			TSLs	Other RF(oracle)		
			Oracle	Comp	Robust	Invalidity	Oracle	Comp	Robust		Init	Plug	Full
1	0.0	1000	0.93	0.93	0.93	1.00	0.94	0.93	0.91	0	0.93	0.02	0.79
		3000	0.95	0.95	0.95	1.00	0.95	0.94	0.95	0	0.94	0.00	0.74
		5000	0.96	0.95	0.95	1.00	0.94	0.93	0.95	0	0.96	0.00	0.66
	0.5	1000	0.96	0.96	0.96	1.00	0.95	0.94	0.94	0	0.96	0.03	0.80
		3000	0.95	0.93	0.92	1.00	0.95	0.94	0.95	0	0.95	0.00	0.68
		5000	0.95	0.93	0.93	1.00	0.95	0.94	0.93	0	0.95	0.00	0.60
	1.0	1000	0.94	0.93	0.90	1.00	0.96	0.95	0.95	0	0.93	0.02	0.79
		3000	0.94	0.94	0.93	1.00	0.96	0.95	0.95	0	0.94	0.00	0.60
		5000	0.94	0.93	0.93	1.00	0.95	0.93	0.94	0	0.94	0.00	0.47
	0.0	1000	0.48	0.00	0.00	1.00	0.92	0.07	0.07	0	0.24	0.00	0.00
		3000	0.78	0.00	0.00	1.00	0.94	0.92	0.93	0	0.58	0.00	0.00
		5000	0.85	0.02	0.02	1.00	0.94	0.94	0.95	0	0.66	0.00	0.00
2	0.5	1000	0.84	0.00	0.00	0.95	0.93	0.13	0.13	0	0.64	0.07	0.01
		3000	0.87	0.87	0.87	1.00	0.95	0.94	0.94	0	0.77	0.63	0.00
		5000	0.93	0.93	0.93	1.00	0.95	0.95	0.96	0	0.83	0.39	0.00
	1.0	1000	0.91	0.90	0.90	1.00	0.95	0.09	0.09	0	0.89	0.34	0.21
		3000	0.93	0.93	0.92	1.00	0.95	0.91	0.91	0	0.90	0.00	0.02
		5000	0.93	0.93	0.93	1.00	0.94	0.94	0.95	0	0.92	0.00	0.01

Table 2: Coverage (at nominal level 0.95) for Model 1 with Error distribution 1. The columns indexed with “TSCI-RF”, “TSCI-ba” correspond to our proposed TSCI with the random forests and the B-spline, where the columns indexed with “Oracle”, “Comp” and “Robust” correspond to the estimators with \mathcal{V}_q selected by the oracle knowledge, the comparison method, and the robust method. The column indexed with “Invalidity” reports the proportion of detecting the proposed IV as invalid. The columns index “TSLs” corresponds to the TSLs estimator. The columns indexed with “Init”, “Plug”, “Full” correspond to the RF estimators without bias correction, the plug-in RF estimator and the no data-splitting RF estimator, with the oracle knowledge of the best \mathcal{V}_q .

The observations for Model 2 are generally similar to those for Model 1, and Model 2 is slightly easier in the sense that the generalized IV strength remains relatively large even after adjusting for quadratic violation forms. For Model 2, we report the empirical coverage in Table S6 in the supplement.

We illustrate our proposed method for the settings with heteroscedastic errors. In Table 3, we report the performance of our proposed TSCI with random forests for Model 2. Our proposed TSCI achieves the desired coverage in most settings with vio=1 and vio=2 with $n \geq 3000$. For $n = 1000$ and vio=2, the TSCI with the oracle information of $\mathcal{V} = \{z, z^2\}$ tends to achieve reasonably good coverage, but the selection methods are not performing as well since Q_{\max} is set as 1 in many cases. However, we can still test the existence of invalid IVs in such settings. By comparing TSCI with random forests and RF-Init, we observe the improvement of our bias correction method, leading to a

better coverage property, especially for small values of a , corresponding to the relatively weak IV. The performance of our proposed estimator for Model 1 with Error distribution 2 is similar to those observed here, which is presented in Table S7 in the supplement.

We further illustrate our proposed method for Model 3 with a binary IV. Here the IV invalidity form involves the interaction between Z_i and X_i . We report the results in Table 4 with heteroscedastic errors (Error distribution 2). The results with the homoscedastic errors are similar and omitted here. The observations are coherent with those for Models 1 and 2, suggesting our TSCI method outputs confidence intervals with valid coverage and detect invalid IVs. We also observe that the bias correction is effective and improves the coverage when the interaction a is relatively small.

			TSCI-RF										RF-Init	
vio	a	n	Bias			Length			Coverage			Invalidity	Bias	Coverage
			Orac	Comp	Robust	Orac	Comp	Robust	Orac	Comp	Robust		Orac	Orac
1	0.0	1000	0.03	0.03	0.03	0.31	0.31	0.31	0.83	0.83	0.83	1.00	0.09	0.69
		3000	0.00	0.00	0.00	0.13	0.13	0.12	0.95	0.95	0.94	1.00	0.01	0.94
		5000	0.00	0.00	0.00	0.08	0.08	0.08	0.96	0.96	0.95	1.00	0.01	0.93
	0.5	1000	0.01	0.01	0.01	0.18	0.18	0.17	0.92	0.92	0.92	1.00	0.04	0.84
		3000	0.00	0.00	0.00	0.08	0.08	0.08	0.95	0.95	0.95	1.00	0.01	0.93
		5000	0.00	0.00	0.00	0.06	0.06	0.06	0.96	0.96	0.95	1.00	0.00	0.94
	1.0	1000	0.00	0.00	0.00	0.16	0.16	0.15	0.93	0.94	0.92	1.00	0.02	0.90
		3000	0.00	0.00	0.00	0.08	0.08	0.08	0.94	0.94	0.94	1.00	0.01	0.92
		5000	0.00	0.00	0.00	0.06	0.06	0.06	0.94	0.94	0.94	1.00	0.01	0.92
2	0.0	1000	0.04	0.60	0.60	0.26	0.41	0.41	0.74	0.16	0.16	0.98	0.10	0.61
		3000	0.00	0.00	0.00	0.12	0.12	0.11	0.93	0.93	0.90	1.00	0.01	0.88
		5000	0.00	0.00	0.00	0.08	0.08	0.07	0.95	0.95	0.93	1.00	0.01	0.94
	0.5	1000	0.00	0.11	0.10	0.16	0.17	0.18	0.93	0.75	0.75	0.94	0.04	0.81
		3000	0.00	0.00	0.00	0.08	0.08	0.08	0.96	0.96	0.95	1.00	0.01	0.93
		5000	0.00	0.00	0.00	0.06	0.06	0.06	0.96	0.96	0.96	1.00	0.00	0.96
	1.0	1000	0.00	0.01	0.01	0.15	0.15	0.15	0.95	0.93	0.93	1.00	0.02	0.90
		3000	0.00	0.00	0.00	0.08	0.08	0.08	0.95	0.95	0.95	1.00	0.01	0.95
		5000	0.00	0.00	0.00	0.06	0.06	0.06	0.95	0.95	0.95	1.00	0.01	0.93

Table 3: Bias, length, and coverage (at nominal level 0.95) for Model 2 with Error distribution 2. The columns indexed with “TSCI-RF” corresponds to our proposed TSCI with the random forests, where the columns indexed with “Bias”, “Length”, and “Coverage” correspond to the absolute bias of the point estimator, the length and empirical coverage of the constructed confidence interval respectively. The columns indexed with “Oracle”, “Comp” and “Robust” correspond to the TSCI estimators with \mathcal{V}_q selected by the oracle knowledge, the comparison method, and the robust method. The column indexed with “Invalidity” reports the proportion of detecting the proposed IV as invalid. The columns indexed with “RF-Init” correspond to the RF estimators without bias correction but with the oracle knowledge of the best \mathcal{V}_q .

6. Real Data

We revisit the important economic question on the effect of education on income (Card, 1993, 1999). We follow Card (1993) and analyze the same data set from the National Longitudinal Survey of Young Men. The outcome is the log wages, and the treatment is the years of schooling. As argued in Card (1993), there are various reasons that the treatment is endogenous. For example, the unobserved confounder “ability bias” may affect both the schooling years and wages, leading to the OLS estimator having a positive bias. Card (1993) proposed an indicator for a nearby 4-year college in 1966 (`nearc4`)

		TSCI-RF										RF-Init	
		Bias			Length			Coverage			Invalidity	Bias	Coverage
a	n	Orac	Comp	Robust	Orac	Comp	Robust	Orac	Comp	Robust		Orac	Orac
0.25	1000	0.01	0.01	0.01	0.38	0.38	0.38	0.87	0.87	0.87	1	0.10	0.78
	3000	0.00	0.00	0.00	0.23	0.23	0.23	0.92	0.92	0.92	1	0.05	0.85
	5000	0.00	0.00	0.00	0.18	0.18	0.18	0.92	0.92	0.92	1	0.04	0.85
0.50	1000	0.00	0.00	0.00	0.22	0.22	0.22	0.92	0.92	0.92	1	0.03	0.89
	3000	0.00	0.00	0.00	0.12	0.12	0.12	0.93	0.93	0.93	1	0.02	0.90
	5000	0.00	0.00	0.00	0.09	0.09	0.09	0.95	0.95	0.95	1	0.01	0.91
0.75	1000	0.00	0.00	0.00	0.15	0.15	0.15	0.93	0.93	0.93	1	0.01	0.92
	3000	0.00	0.00	0.00	0.08	0.08	0.08	0.95	0.95	0.95	1	0.01	0.93
	5000	0.00	0.00	0.00	0.06	0.06	0.06	0.96	0.96	0.96	1	0.01	0.93

Table 4: Bias, length, and coverage (at nominal level 0.95) for Model 3 with Error distribution 2. The columns indexed with “TSCI-RF” corresponds to our proposed TSCI with the random forests, where the columns indexed with “Bias”, “Length”, and “Coverage” correspond to the absolute bias of the point estimator, the length and empirical coverage of the constructed confidence interval respectively. The columns indexed with “Oracle”, “Comp” and “Robust” correspond to the TSCI estimators with \mathcal{V}_q selected by the oracle knowledge, the comparison method, and the robust method. The column indexed with “Invalidity” reports the proportion of detecting the proposed IV as invalid. The columns indexed with “RF-Init” correspond to the RF estimators without bias correction but with the oracle knowledge of the best \mathcal{V}_q .

as the IV. As suggested in Card (1993), we include the following baseline covariates: a quadratic function of potential experience (**exper**), a race indicator (**race**), and dummy variables for residence in a standard metropolitan statistical area in 1976 (**smsa**) and in 1966 (**smsa1966**), and the dummy variable for residence in the south in 1976 (**south**), and a full set of regional dummy variables. The data set consists of $n = 3010$ observations, which is made available by the R package *ivmodel* (Kang et al., 2021).

To implement algorithm 1, we include all baseline covariates as W and specify the interaction basis $\mathcal{V}_1 = \{\text{nearc4}, \text{nearc4} \cdot \text{exper}, \text{nearc4} \cdot \text{exper}^2, \text{nearc4} \cdot \text{race}, \text{nearc4} \cdot \text{sama}, \text{nearc4} \cdot \text{south}\}$, where interacted baseline covariates are the five most important variables reported by first stage random forests. After adjusting for violation forms generated by \mathcal{V}_1 , our proposed TSCI method is robust even if the IV **nearc4** affects the outcome directly or through the interaction with other baseline covariates. We report the point estimates and IV strength in Figure 3. Since the TSCI estimates depend on the specific sample splitting, we report 500 TSCI estimates due to 500 different splittings.

On the leftmost panel of Figure 3, we compare OLS, TSLS, and TSCI, which uses $\mathcal{V}_{\hat{q}_c}$ reported in Algorithm 1. The median of these 500 TSCI estimators is 0.0592, 94% of these 500 estimates are smaller than the OLS estimate (0.0747), and 100% of TSCI estimates are smaller than the TSLS estimate (0.1315). In contrast to the TSLS estimator, the TSCI estimators tend to be smaller than the OLS estimator, which helps correct the positive “ability bias”. We shall point out the IV strengths for the TSCI estimators are typically much larger than the TSLS (the concentration parameter is 13.26), which is illustrated in the rightmost panel of Figure 3. This happens since the first-stage ML captures much more associations than the linear model in TSLS.

We report the TSCI with \mathcal{V}_0 , that is assuming valid IVs, in the middle panel of Figure 3 and observe that the magnitude of the treatment effect is further reduced by adjusting for the possible violation form specified in \mathcal{V}_1 . We apply our proposed IV validity test,

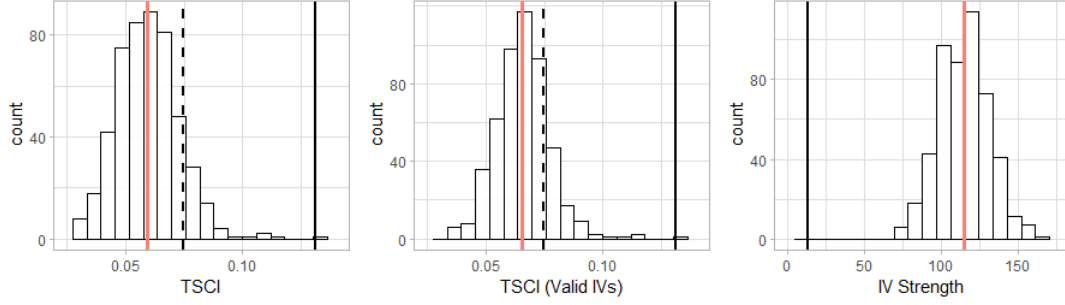


Fig. 3: The leftmost and middle panels report the histograms of the TSCI (random forests) estimates, where the leftmost panel implements Algorithm 1 with the comparison method and the middle assumes the IV to be valid. On the leftmost and middle panels, the estimates differ due to the randomness of different 500 realized sample splittings; the solid red line corresponds to the median of the TSCI estimates while the solid and dashed black lines correspond to the TSLS and OLS estimates, respectively. The rightmost panel displays the histogram of the generalized IV strength (after adjusting for $\mathcal{V}_{\hat{q}_c}$) over the different 500 realized sample splittings; the solid red line denotes the median of all IV strength for TSCI while the solid black line denotes the IV strength of TSLS.

and out of the total 500 splits, 302 data splits detect a significant difference between TSCI with \mathcal{V}_1 and TSCI assuming a valid IV. This test suggests that the proximity to the college might not be a good IV (and our TSCI is robust against its invalidity).

In Figure 4, we further compare different confidence intervals (CIs). The TSLS CI is (0.0238, 0.2392), which is much broader than the CIs by OLS and TSCI. This wide interval results from the relatively weak IV illustrated in Figure 3. The CI by TSCI with random forests varies with the specific sample splitting. We implement the methods described in Section 3.6 to adjust the finite-sample variation due to sample splitting. The two adjustment methods lead to similar results: the multi-split CI (0.0282, 0.0898) and the median CI (0.0271, 0.0915), both based on 500 different realized sample splittings. As reported in Figure 4, the CIs based on the TSCI estimator with random forests are pushed to the lower part of the wide CI by TSLS. The CIs by our proposed TSCI in Algorithm 1 tend to shift down in comparison to the TSCI assuming valid IVs.

7. Conclusion and discussion

We integrate modern ML algorithms into the framework of instrumental variable analysis. We devise a novel TSCI methodology which provides reliable causal conclusions even with a wide range of violation forms. Our proposed generalized IV strength measure helps to understand when our proposed method is reliable and supports the basis functions' selection in approximating the violation form of possibly invalid IVs. The current methodology is focused on inference for a linear and constant treatment effect. An interesting future research direction is about inference for heterogeneous treatment effects (Athey and Imbens, 2016; Wager and Athey, 2018).

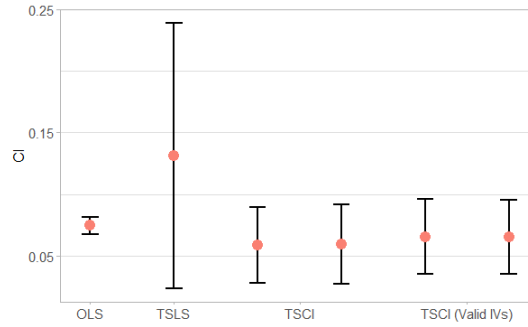


Fig. 4: Confidence intervals (CIs) plots. The CIs with labels “OLS”, “TSLS”, “TSCI”, “TSCI (Valid IVs)” correspond to the CIs constructed by OLS, TSLS, the TSCI in Algorithm 1 with the violation space selected in a data-dependent way, and the TSCI assuming valid IVs. For the two intervals indexed with “TSCI” or “TSCI (Valid IVs)”, the left is the multi-splitting CI while the right is the median CI.

Acknowledgement

The authors acknowledge feedback from the participants at the Center for Causal Inference Seminar at the University of Pennsylvania and the Online Causal Inference Seminar. In particular, we thank Tirthankar Dasgupta, Michal Kolesár, Greg Lewis, Yuan Liao, Molei Liu, Zhonghua Liu, Zuofeng Shang, and Frank Windmeijer for their comments and suggestions about an earlier version of the manuscript. Z. Guo gratefully acknowledges financial support from the National Science Foundation through Grants DMS 1811857, 2015373 and the National Institutes of Health through Grant R01GM140463. Z. Guo also acknowledges financial support for visiting the Institute of Mathematical Research (FIM) at ETH Zurich. P. Bühlmann received funding from the European Research Council (ERC) under the European Union’s Horizon 2020 research and innovation programme (grant agreement No. 786461)

References

- Amemiya, T. (1974). The nonlinear two-stage least-squares estimator. *J. Econom.* 2(2), 105–110.
- Angrist, J. D. and V. Lavy (1999). Using maimonides’ rule to estimate the effect of class size on scholastic achievement. *The Quarterly journal of economics* 114(2), 533–575.
- Angrist, J. D. and J.-S. Pischke (2009). *Mostly harmless econometrics: An empiricist’s companion*. Princeton university press.
- Athey, S. and G. Imbens (2016). Recursive partitioning for heterogeneous causal effects. *Proceedings of the National Academy of Sciences* 113(27), 7353–7360.
- Athey, S., J. Tibshirani, and S. Wager (2019). Generalized random forests. *Ann. Stat.* 47(2), 1148–1178.

- Bekker, P. A. and F. Crudu (2015). Jackknife instrumental variable estimation with heteroskedasticity. *J. Econom.* 185(2), 332–342.
- Belloni, A., D. Chen, V. Chernozhukov, and C. Hansen (2012). Sparse models and methods for optimal instruments with an application to eminent domain. *Econometrica* 80(6), 2369–2429.
- Bennett, A., N. Kallus, and T. Schnabel (2019). Deep generalized method of moments for instrumental variable analysis. *Advances in neural information processing systems* 32.
- Bowden, J., G. Davey Smith, and S. Burgess (2015). Mendelian randomization with invalid instruments: effect estimation and bias detection through egger regression. *Int. J. Epidemiol.* 44(2), 512–525.
- Bowden, J., G. Davey Smith, P. C. Haycock, and S. Burgess (2016). Consistent estimation in mendelian randomization with some invalid instruments using a weighted median estimator. *Genetic epidemiology* 40(4), 304–314.
- Bühlmann, P. and T. Hothorn (2007). Boosting algorithms: Regularization, prediction and model fitting. *Stat. Sci.* 22(4), 477–505.
- Bühlmann, P. and B. Yu (2006). Sparse boosting. *J. Mach. Learn. Res.* 7(6).
- Card, D. (1993). Using geographic variation in college proximity to estimate the return to schooling.
- Card, D. (1999). The causal effect of education on earnings. In *Handbook of labor economics*, Volume 3, pp. 1801–1863. Elsevier.
- Chen, J., D. L. Chen, and G. Lewis (2020). Mostly harmless machine learning: learning optimal instruments in linear iv models. *arXiv preprint arXiv:2011.06158*.
- Chernozhukov, V., D. Chetverikov, M. Demirer, E. Duflo, C. Hansen, W. Newey, and J. Robins (2018). Double/debiased machine learning for treatment and structural parameters: Double/debiased machine learning. *The Econometrics Journal* 21(1).
- Emmenegger, C. and P. Bühlmann (2021). Regularizing double machine learning in partially linear endogenous models. *Electronic Journal of Statistics* 15(2), 6461–6543.
- Green, P. J. and B. W. Silverman (1993). *Nonparametric regression and generalized linear models: a roughness penalty approach*. Crc Press.
- Guo, Z. (2021). Causal inference with invalid instruments: Post-selection problems and a solution using searching and sampling. *arXiv preprint arXiv:2104.06911*.
- Guo, Z., H. Kang, T. Tony Cai, and D. S. Small (2018). Confidence intervals for causal effects with invalid instruments by using two-stage hard thresholding with voting. *J. R. Statist. Soc. B* 80(4), 793–815.
- Han, C. (2008). Detecting invalid instruments using l1-gmm. *Econ. Lett.* 101(3), 285–287.

- Hansen, C., J. Hausman, and W. Newey (2008). Estimation with many instrumental variables. *J. Bus. Econ. Stat.* 26(4), 398–422.
- Hartford, J., G. Lewis, K. Leyton-Brown, and M. Taddy (2017). Deep iv: A flexible approach for counterfactual prediction. In *International Conference on Machine Learning*, pp. 1414–1423. PMLR.
- Holland, P. W. (1988). Causal inference, path analysis and recursive structural equations models. *ETS Research Report Series 1988*(1), i–50.
- James, G., D. Witten, T. Hastie, and R. Tibshirani (2013). *An introduction to statistical learning*, Volume 112. Springer.
- Kang, H., Y. Jiang, Q. Zhao, and D. S. Small (2021). Ivmodel: an r package for inference and sensitivity analysis of instrumental variables models with one endogenous variable. *Observational Studies* 7(2), 1–24.
- Kang, H., A. Zhang, T. T. Cai, and D. S. Small (2016). Instrumental variables estimation with some invalid instruments and its application to mendelian randomization. *J. Am. Stat. Assoc.* 111(513), 132–144.
- Kelejian, H. H. (1971). Two-stage least squares and econometric systems linear in parameters but nonlinear in the endogenous variables. *J. Am. Stat. Assoc.* 66(334), 373–374.
- Kolesár, M., R. Chetty, J. Friedman, E. Glaeser, and G. W. Imbens (2015). Identification and inference with many invalid instruments. *J. Bus. Econ. Stat.* 33(4), 474–484.
- Lewbel, A. (2012). Using heteroscedasticity to identify and estimate mismeasured and endogenous regressor models. *J. Bus. Econ. Stat.* 30(1), 67–80.
- Lin, Y. and Y. Jeon (2006). Random forests and adaptive nearest neighbors. *J. Am. Stat. Assoc.* 101(474), 578–590.
- Liu, R., Z. Shang, and G. Cheng (2020). On deep instrumental variables estimate. *arXiv preprint arXiv:2004.14954*.
- Meinshausen, N. (2006). Quantile regression forests. *J. Mach. Learn. Res.* 7(Jun), 983–999.
- Meinshausen, N., L. Meier, and P. Bühlmann (2009). P-values for high-dimensional regression. *J. Am. Stat. Assoc.* 104(488), 1671–1681.
- Newey, W. K. (1990). Efficient instrumental variables estimation of nonlinear models. *Econometrica*, 809–837.
- Rothenberg, T. J. (1984). Approximating the distributions of econometric estimators and test statistics. *Handbook of econometrics* 2, 881–935.
- Rubin, D. B. (1974). Estimating causal effects of treatments in randomized and nonrandomized studies. *Journal of educational Psychology* 66(5), 688.

- Rudelson, M. and R. Vershynin (2013). Hanson-wright inequality and sub-gaussian concentration. *Electronic Communications in Probability* 18.
- Small, D. S. (2007). Sensitivity analysis for instrumental variables regression with overidentifying restrictions. *J. Am. Stat. Assoc.* 102(479), 1049–1058.
- Splawa-Neyman, J., D. M. Dabrowska, and T. Speed (1990). On the application of probability theory to agricultural experiments. essay on principles. section 9. *Stat. Sci.*, 465–472.
- Stock, J. H., J. H. Wright, and M. Yogo (2002). A survey of weak instruments and weak identification in generalized method of moments. *J. Bus. Econ. Stat.* 20(4), 518–529.
- Sun, B., Z. Liu, and E. T. Tchetgen (2021). Semiparametric efficient g-estimation with invalid instrumental variables. *arXiv preprint arXiv:2110.10615*.
- Tchetgen, E. T., B. Sun, and S. Walter (2021). The genius approach to robust mendelian randomization inference. *Stat. Sci.* 36(3), 443–464.
- Vershynin, R. (2010). Introduction to the non-asymptotic analysis of random matrices. *arXiv preprint arXiv:1011.3027*.
- Wager, S. and S. Athey (2018). Estimation and inference of heterogeneous treatment effects using random forests. *J. Am. Stat. Assoc.* 113(523), 1228–1242.
- Windmeijer, F., H. Farbmacher, N. Davies, and G. Davey Smith (2019). On the use of the lasso for instrumental variables estimation with some invalid instruments. *J. Am. Stat. Assoc.* 114(527), 1339–1350.
- Windmeijer, F., X. Liang, F. P. Hartwig, and J. Bowden (2021). The confidence interval method for selecting valid instrumental variables. *J. R. Statist. Soc. B* 83(4), 752–776.
- Xu, L., Y. Chen, S. Srinivasan, N. de Freitas, A. Doucet, and A. Gretton (2020). Learning deep features in instrumental variable regression. *arXiv preprint arXiv:2010.07154*.

A. Other first-stage Machine Learning Methods

A.1. TSCI with boosting

In the following, we demonstrate how to express the L_2 boosting estimator (Bühlmann and Hothorn, 2007; Bühlmann and Yu, 2006) in the form of (12). The boosting methods aggregate a sequence of base procedures $\{\hat{g}^{[m]}(\cdot)\}_{m \geq 1}$. For $m \geq 1$, we construct the base procedure $\hat{g}^{[m]}$ using the data in \mathcal{A}_2 and compute the estimated values given by the m -th base procedure $\hat{g}_{\mathcal{A}_1}^{[m]} = (\hat{g}^{[m]}(X_1, Z_1), \dots, \hat{g}^{[m]}(X_{n_1}, Z_{n_1}))^\top$. With $\hat{f}_{\mathcal{A}_1}^{[0]} = 0$ and $0 < \nu \leq 1$ as the step-length factor (the default being $\nu = 0.1$), we conduct the sequential updates,

$$\hat{f}_{\mathcal{A}_1}^{[m]} = \hat{f}_{\mathcal{A}_1}^{[m-1]} + \nu \hat{g}_{\mathcal{A}_1}^{[m]} \quad \text{with} \quad \hat{g}_{\mathcal{A}_1}^{[m]} = \mathcal{H}^{[m]}(D_{\mathcal{A}_1} - \hat{f}_{\mathcal{A}_1}^{[m-1]}) \quad \text{for } m \geq 1,$$

where $\mathcal{H}^{[m]} \in \mathbb{R}^{n_1 \times n_1}$ is a hat matrix determined by the base procedures.

With the stopping time m_{stop} , the L_2 boosting estimator is $\hat{f}^{\text{boo}} = \hat{f}^{[m_{\text{stop}}]}$. We now compute the transformation matrix Ω . Set $\Omega^{[0]} = 0$ and for $m \geq 1$, we define

$$\hat{f}_{\mathcal{A}_1}^{[m]} = \Omega^{[m]} D_{\mathcal{A}_1} \quad \text{with} \quad \Omega^{[m]} = \nu \mathcal{H}^{[m]} + (\mathbf{I} - \nu \mathcal{H}^{[m]}) \Omega^{[m-1]}. \quad (39)$$

Define $\Omega^{\text{boo}} = \Omega^{[m_{\text{stop}}]}$ and write $\hat{f}^{\text{boo}} = \Omega^{\text{boo}} D_{\mathcal{A}_1}$, which is the desired form in (12).

In the following, we give two examples on the construction of the base procedures and provide the detailed expression for $\mathcal{H}^{[m]}$ used in (39). We write $C_i = (X_i^\top, Z_i^\top)^\top \in \mathbb{R}^p$ and define the matrix $C \in \mathbb{R}^{n \times p}$ with its i -th row as C_i^\top . An important step of building the base procedures $\{\hat{g}^{[m]}(Z_i, X_i)\}_{m \geq 1}$ is to conduct the variable selection. That is, each base procedure is only constructed based on a subset of covariates $C_i = (X_i^\top, Z_i^\top) \in \mathbb{R}^p$.

Pairwise regression. In Algorithm 2, we describe the construction of Ω^{boo} with the pairwise regression and the pairwise thin plate as the base procedure. For both base procedures, we need to specify how to construct the basis functions in steps 3 and 8. For the pairwise regression, we set the first element of C_i as 1 and define $S_i^{j,l} = C_{ij} C_{il}$ for $1 \leq i \leq n$. Then for step 3, we define $\mathcal{P}^{j,l}$ as the projection matrix to the vector $S_{\mathcal{A}_2}^{j,l}$; for step 8, we define $\mathcal{H}^{[m]} = (S_{\mathcal{A}_1}^{j_m, l_m})^\top / \|S_{\mathcal{A}_1}^{j_m, l_m}\|_2^2$.

For the pairwise thin plate, we follow chapter 7 of Green and Silverman (1993) to construct the projection matrix. For $1 \leq j < l \leq p$, we define the matrix $T^{j,l} = \begin{pmatrix} 1 & 1 & \cdots & 1 \\ X_{1,j} & X_{2,j} & \cdots & X_{n,j} \\ X_{1,l} & X_{2,l} & \cdots & X_{n,l} \end{pmatrix}$. For $1 \leq s \leq n$, define $E_{s,s}^{j,l} = 0$; for $1 \leq s \neq t \leq n$, define

$$E_{s,t}^{j,l} = \frac{1}{16\pi} \|(X_{s,(j,l)} - X_{t,(j,l)})\|_2^2 \log(\|(X_{s,(j,l)} - X_{t,(j,l)})\|_2^2).$$

Then we define $\bar{\mathcal{P}}^{j,l} = \begin{pmatrix} E_{\mathcal{A}_2, \mathcal{A}_2}^{j,l} & (T_{\cdot, \mathcal{A}_2}^{j,l})^\top \end{pmatrix} \begin{pmatrix} E_{\mathcal{A}_2, \mathcal{A}_2}^{j,l} & (T_{\cdot, \mathcal{A}_2}^{j,l})^\top \\ T_{\cdot, \mathcal{A}_2}^{j,l} & 0 \end{pmatrix}^{-1} \in \mathbb{R}^{n_2 \times (n_2+3)}$. In step 3, compute $\mathcal{P}^{j,l} \in \mathbb{R}^{n_2 \times n_2}$ as the first n_2 columns of $\bar{\mathcal{P}}^{j,l}$. For step 8, we compute

$$\bar{\mathcal{H}}^{j,l} = \begin{pmatrix} E_{\mathcal{A}_1, \mathcal{A}_1}^{j,l} & (T_{\cdot, \mathcal{A}_1}^{j,l})^\top \end{pmatrix} \begin{pmatrix} E_{\mathcal{A}_1, \mathcal{A}_1}^{j,l} & (T_{\cdot, \mathcal{A}_1}^{j,l})^\top \\ T_{\cdot, \mathcal{A}_1}^{j,l} & 0 \end{pmatrix}^{-1} \in \mathbb{R}^{n_1 \times (n_1+3)},$$

and set $\mathcal{H}^{[m]} \in \mathbb{R}^{n_1 \times n_1}$ as the first n_1 columns of $\widehat{\mathcal{H}}^{\widehat{j}_m, \widehat{l}_m}$.

Algorithm 2 Construction of Ω in Boosting with non-parametric pairwise regression

Input: Data $C \in \mathbb{R}^{n \times p}$, $D \in \mathbb{R}^n$; the step-length factor $0 < \nu \leq 1$; the stopping time m_{stop} .

Output: Ω^{boo}

- 1: Randomly split the data into disjoint subsets $\mathcal{A}_1, \mathcal{A}_2$ with $n_1 = \lfloor \frac{2n}{3} \rfloor$ and $|\mathcal{A}_2| = n - n_1$;
- 2: Set $m = 0$, $\widehat{f}_{\mathcal{A}_2}^{[0]} = 0$, and $\Omega^{[0]} = 0$.
- 3: For $1 \leq j, l \leq p$, compute $\mathcal{P}^{j,l}$ as the projection matrix to a set of basis functions generated by $C_{\mathcal{A}_2, j}$ and $C_{\mathcal{A}_2, l}$.
- 4: **for** $1 \leq m \leq m_{\text{stop}}$ **do**
- 5: Compute the adjusted outcome $U_{\mathcal{A}_2}^{[m]} = D_{\mathcal{A}_2} - \widehat{f}_{\mathcal{A}_2}^{[m-1]}$
- 6: Implement the following base procedure on $\{C_i, U_i^{[m]}\}_{i \in \mathcal{A}_2}$

$$(\widehat{j}_m, \widehat{l}_m) = \arg \min_{1 \leq j, l \leq p} \left\| U_{\mathcal{A}_2}^{[m]} - \mathcal{P}^{j,l} U_{\mathcal{A}_2}^{[m]} \right\|^2.$$

- 7: Update $\widehat{f}_{\mathcal{A}_2}^{[m]} = \widehat{f}_{\mathcal{A}_2}^{[m-1]} + \nu \mathcal{P}^{\widehat{j}_m, \widehat{l}_m} (D_{\mathcal{A}_2} - \widehat{f}_{\mathcal{A}_2}^{[m-1]})$
 - 8: Construct $\mathcal{H}^{[m]}$ in the same way as $\mathcal{P}^{\widehat{j}_m, \widehat{l}_m}$ but with the data in \mathcal{A}_1 .
 - 9: Compute $\Omega^{[m]} = \nu \mathcal{H}^{[m]} + (\text{I} - \nu \mathcal{H}^{[m]}) \Omega^{[m-1]}$
 - 10: **end for**
 - 11: Return Ω^{boo}
-

Decision tree. In Algorithm 3, we describe the construction of Ω^{boo} with the decision tree as the base procedure.

A.2. TSCI with deep neural network

In the following, we demonstrate how to calculate Ω for a deep neural network (James et al., 2013). We define the first hidden layer as $H_{i,k}^{(1)} = \sigma \left(\omega_{k,0}^{(1)} + \sum_{l=1}^{p_z} \omega_{k,l}^{(1)} Z_{il} + \sum_{l=1}^{p_x} \omega_{k,l+p_z}^{(1)} X_{i,l} \right)$ for $1 \leq k \leq K_1$, where $\sigma(\cdot)$ is the activation function and $\{\omega_{k,l}^{(1)}\}_{1 \leq k \leq K_1, 1 \leq l \leq p_x + p_z}$ are parameters. For $m \geq 2$, we define the m -th hidden layer as $H_{i,k}^{(m)} = \sigma \left(\omega_{k,0}^{(m)} + \sum_{l=1}^{K_{m-1}} \omega_{k,l}^{(m)} H_{i,l}^{(m-1)} \right)$ for $1 \leq k \leq K_m$, where $\{\omega_{k,l}^{(m)}\}_{1 \leq k \leq K_m, 1 \leq l \leq K_{m-1}}$ are unknown parameters. For given $M \geq 1$, we estimate the unknown parameters based on the data $\{X_i, Z_i, D_i\}_{i \in \mathcal{A}_2}$,

$$\left\{ \widehat{\beta}, \{\widehat{\omega}^{(m)}\}_{1 \leq m \leq M} \right\} := \arg \min_{\{\beta_k\}_{0 \leq k \leq K_M}, \{\omega^{(m)}\}_{1 \leq m \leq M}} \sum_{i \in \mathcal{A}_2} \left(Y_i - \beta_0 - \sum_{k=1}^{K_M} \beta_k H_{i,k}^{(M)} \right)^2.$$

Algorithm 3 Construction of Ω in Boosting with Decision tree

Input: Data $C \in \mathbb{R}^{n \times p}$, $D \in \mathbb{R}^n$; the step-length factor $0 < \nu \leq 1$; the stopping time m_{stop} .**Output:** Ω^{boo}

- 1: Randomly split the data into disjoint subsets $\mathcal{A}_1, \mathcal{A}_2$ with $n_1 = \lfloor \frac{2n}{3} \rfloor$ and $|\mathcal{A}_2| = n - n_1$;
- 2: Set $m = 0$, $\hat{f}_{\mathcal{A}_2}^{[0]} = 0$, and $\Omega^{[0]} = 0$.
- 3: **for** $1 \leq m \leq m_{\text{stop}}$ **do**
- 4: Compute the adjusted outcome $U_{\mathcal{A}_2}^{[m]} = D_{\mathcal{A}_2} - \hat{f}_{\mathcal{A}_2}^{[m-1]}$
- 5: Run the decision tree on $\{C_i, U_i^{[m]}\}_{i \in \mathcal{A}_2}$ and partition \mathbb{R}^p as leaves $\{\mathcal{R}_1^{[m]}, \dots, \mathcal{R}_L^{[m]}\}$;
- 6: For any $j \in \mathcal{A}_2$, we identify the leaf $\mathcal{R}_{l(C_j)}^{[m]}$ containing C_j and compute

$$\mathcal{P}_{j,t}^{[m]} = \frac{\mathbf{1}[C_t \in \mathcal{R}_{l(C_j)}^{[m]}]}{\sum_{k \in \mathcal{A}_2} \mathbf{1}[C_k \in \mathcal{R}_{l(C_j)}^{[m]}]} \quad \text{for } t \in \mathcal{A}_2$$

- 7: Compute the matrix $(\mathcal{P}_{j,t}^{[m]})_{j,t \in \mathcal{A}_2}$ and update

$$\hat{f}_{\mathcal{A}_2}^{[m]} = \hat{f}_{\mathcal{A}_2}^{[m-1]} + \nu \mathcal{P}^{[m]} (D_{\mathcal{A}_2} - \hat{f}_{\mathcal{A}_2}^{[m-1]})$$

- 8: Construct the matrix $(\mathcal{H}_{j,t}^{[m]})_{j,t \in \mathcal{A}_1}$ as $\mathcal{H}_{j,t}^{[m]} = \frac{\mathbf{1}[C_t \in \mathcal{R}_{l(C_j)}^{[m]}]}{\sum_{k \in \mathcal{A}_1} \mathbf{1}[C_k \in \mathcal{R}_{l(C_j)}^{[m]}]}$.

- 9: Compute $\Omega^{[m]} = \nu \mathcal{H}^{[m]} + (\mathbf{I} - \nu \mathcal{H}^{[m]}) \Omega^{[m-1]}$

10: **end for**11: Return Ω^{boo}

4 Guo and Bühlmann

With $\{\hat{\omega}^{(m)}\}_{1 \leq m \leq M}$, for $1 \leq m \leq M$ and $1 \leq i \leq n_1$, we define

$$\hat{H}_{i,k}^{(m)} = \sigma \left(\hat{\omega}_{k0}^{(m)} + \sum_{l=1}^{K_{m-1}} \hat{\omega}_{kl}^{(m)} H_{i,l}^{(m-1)} \right) \quad \text{for } 1 \leq k \leq K_m$$

with $\hat{H}_{i,k}^{(1)} = \sigma \left(\hat{\omega}_{k0}^{(1)} + \sum_{l=1}^{p_z} \hat{\omega}_{kl}^{(1)} Z_{il} + \sum_{l=1}^{p_x} \hat{\omega}_{k,l+p_z}^{(1)} X_{il} \right)$ for $1 \leq k \leq K_1$. We use $\Omega^{\text{DNN}} = \hat{H}^{(M)} \left([\hat{H}^{(M)}]^\top \hat{H}^{(M)} \right)^{-1} [\hat{H}^{(M)}]^\top$ to denote the projection to the column space of the matrix $\hat{H}^{(M)}$ and express the deep neural network estimator as $\Omega^{\text{DNN}} D_{\mathcal{A}_1}$. With $\hat{V}_{\mathcal{A}_1} = \Omega^{\text{DNN}} V_{\mathcal{A}_1}$, we define $\mathbf{M}_{\text{DNN}}(V) = [\Omega^{\text{DNN}}]^\top P_{\hat{V}_{\mathcal{A}_1}}^\perp \Omega^{\text{DNN}}$, which is shown to be an orthogonal projection matrix in Lemma 1 in the supplement.

A.3. TSCI with B-spline

As a simplification, we consider the additive model $\mathbf{E}(D_i | Z_i, X_i) = \gamma_1(Z_i) + \gamma_2(X_i)$, and assume that $\gamma_1(\cdot)$ can be well approximated by a set of B-spline functions $\{b_1(\cdot), \dots, b_M(\cdot)\}$. In practice, the number M can be chosen by cross-validation. We define the matrix $B \in \mathbb{R}^{n \times M}$ with its i -th row $B_i = (b_1(Z_i), \dots, b_M(Z_i))^\top$. Without loss of generality, we approximate $\gamma_2(X_i)$ by $W_i \in \mathbb{R}^{p_w}$, which is generated by the same set of basis functions for $\phi(X_i)$. Define $\Omega^{\text{ba}} = P_{BW} \in \mathbb{R}^{n \times n}$ as the projection matrix to the space spanned by the columns of $B \in \mathbb{R}^{n \times k}$ and $W \in \mathbb{R}^{n \times p_w}$. We write the first-stage estimator as $\Omega^{\text{ba}} D$ and compute $\mathbf{M}_{\text{ba}}(V) = [\Omega^{\text{ba}}]^\top P_{\hat{V}, W}^\perp \Omega^{\text{ba}}$ with $\hat{V} = \Omega^{\text{ba}} V$. The transformation matrix $\mathbf{M}_{\text{ba}}(V)$ is a projection matrix with $M - \text{rank}(V) \leq \text{rank}[\mathbf{M}_{\text{ba}}(V)] \leq M$. When the basis number M is small and the degree of freedom $M + p_w$ is much smaller than n , sample splitting is not even needed for if the B-spline is used for fitting the treatment model, which is different from the general machine learning algorithms.

A.4. Properties of $\mathbf{M}(V)$

The following lemma is about the property of the transformation matrix $\mathbf{M}(V)$, whose proof can be found in Section D.4. Recall that

$$\mathbf{M}_{\text{RF}}(V) = \Omega^\top P_{\hat{V}_{\mathcal{A}_1}}^\perp \Omega \quad \text{with} \quad \Omega_{ij} = \omega_j(Z_i, X_i),$$

where $\omega_j(z, x)$ is defined in (14).

LEMMA 1. *The transformation matrix $\mathbf{M}_{\text{RF}}(V)$ satisfies*

$$\lambda_{\max}(\mathbf{M}_{\text{RF}}(V)) \leq 1 \quad \text{and} \quad b^\top [\mathbf{M}_{\text{RF}}(V)]^2 b \leq b^\top \mathbf{M}_{\text{RF}}(V) b \quad \text{for any } b \in \mathbb{R}^{n_1}. \quad (40)$$

As a consequence, we establish $\text{Tr}([\mathbf{M}_{\text{RF}}(V)]^2) \leq \text{Tr}[\mathbf{M}(V)]$. The transformation matrices $\mathbf{M}_{\text{ba}}(V)$ and $\mathbf{M}_{\text{DNN}}(V)$ are orthogonal projection matrices with

$$[\mathbf{M}_{\text{ba}}(V)]^2 = \mathbf{M}_{\text{ba}}(V) \quad \text{and} \quad [\mathbf{M}_{\text{DNN}}(V)]^2 = \mathbf{M}_{\text{DNN}}(V). \quad (41)$$

The transformation matrix $\mathbf{M}_{\text{boo}}(V)$ satisfies

$$\lambda_{\max}(\mathbf{M}_{\text{boo}}(V)) \leq \|\Omega^{\text{boo}}\|_2^2, \quad \text{and} \quad b^\top [\mathbf{M}_{\text{boo}}(V)]^2 b \leq \|\Omega^{\text{boo}}\|_2^2 \cdot b^\top \mathbf{M}_{\text{boo}}(V) b, \quad (42)$$

for any $b \in \mathbb{R}^{n_1}$. As a consequence, we establish $\text{Tr}([\mathbf{M}_{\text{boo}}(V)]^2) \leq \|\Omega^{\text{boo}}\|_2^2 \cdot \text{Tr}[\mathbf{M}(V)]$.

B. Additional Discussions

B.1. Homoscedastic correlation

In the following, we discuss the simplified method and theory in the homoscedastic correlation setting, that is, $\text{Cov}(\epsilon_i, \delta_i \mid Z_i, X_i) = \text{Cov}(\epsilon_i, \delta_i)$. With this extra assumption, we present the following bias-corrected estimator as an alternative to the estimator defined in (18),

$$\tilde{\beta}_{\text{RF}}(V) = \hat{\beta}_{\text{init}}(V) - \frac{\widehat{\text{Cov}}(\delta_i, \epsilon_i) \cdot \text{Tr}[\mathbf{M}(V)]}{D_{\mathcal{A}_1}^\top \mathbf{M}(V) D_{\mathcal{A}_1}},$$

where $\hat{\beta}_{\text{init}}(V)$ is defined in (16) and the estimator of $\text{Cov}(\delta_i, \epsilon_i)$ is defined as,

$$\widehat{\text{Cov}}(\delta_i, \epsilon_i) = \frac{1}{n_1 - r} (D_{\mathcal{A}_1} - \hat{f}_{\mathcal{A}_1})^\top P_{V_{\mathcal{A}_1}}^\perp [Y_{\mathcal{A}_1} - D_{\mathcal{A}_1} \hat{\beta}_{\text{init}}(V)],$$

with r denoting the rank of the matrix (V, W) . The correction in constructing $\tilde{\beta}_{\text{RF}}(V)$ implicitly requires $\text{Cov}(\epsilon_i, \delta_i \mid Z_i, X_i) = \text{Cov}(\epsilon_i, \delta_i)$, which might limit practical applications.

We present a simplified version of Theorem 6 by assuming homoscedastic correlation. We shall only present the results for the TSCI with random forests but the extension to the general machine learning methods is straightforward.

THEOREM 5. *Consider the model (3) and (4) with $\text{Cov}(\epsilon_i, \delta_i \mid Z_i, X_i) = \text{Cov}(\epsilon_i, \delta_i)$. Suppose that Conditions (R1) and (R2) hold, then*

$$\left| \widehat{\text{Cov}}(\delta_i, \epsilon_i) - \text{Cov}(\delta_i, \epsilon_i) \right| \leq \eta_n^0(V) \leq \eta_n(V), \quad (43)$$

where $\eta_n(V)$ is defined in (30) and

$$\eta_n^0(V) = \frac{\|f_{\mathcal{A}_1} - \hat{f}_{\mathcal{A}_1}\|_2}{\sqrt{n}} + \sqrt{\frac{\log n}{n}} + \left(|\beta - \hat{\beta}_{\text{init}}(V)| + \frac{\|R(V)\|_2}{\sqrt{n}} \right) \left(1 + \frac{\|f_{\mathcal{A}_1} - \hat{f}_{\mathcal{A}_1}\|_2}{\sqrt{n}} \right). \quad (44)$$

Furthermore, if we assume (31) holds, then $\tilde{\beta}_{\text{RF}}(V)$ satisfies

$$\frac{1}{\text{SE}(V)} \left(\tilde{\beta}_{\text{RF}}(V) - \beta \right) = \mathcal{G}(V) + \mathcal{E}(V), \quad (45)$$

where $\text{SE}(V)$ is defined in (54), $\mathcal{G}(V) \xrightarrow{d} N(0, 1)$ and there exist positive constants $C > 0$ and $t_0 > 0$ such that

$$\liminf_{n \rightarrow \infty} \mathbb{P} \left(|\mathcal{E}(V)| \leq C \frac{\eta_n^0(V) \cdot \text{Tr}[\mathbf{M}(V)] + \|R(V)\|_2 + t_0 \sqrt{\text{Tr}([\mathbf{M}_{\text{RF}}(V)]^2)}}{\sqrt{f_{\mathcal{A}_1} [\mathbf{M}(V)]^2 f_{\mathcal{A}_1}}} \right) \geq 1 - \exp(-t_0^2), \quad (46)$$

with $\eta_n^0(V)$ defined in (44).

As a remark, if $\|R(V)\|_2/\sqrt{n} \rightarrow 0$, $\hat{\beta}_{\text{init}}(V) \xrightarrow{p} \beta$, and $\|f_{\mathcal{A}_1} - \hat{f}_{\mathcal{A}_1}\|_2/\sqrt{n} \rightarrow 0$, then we have $\eta_n^0(V) \rightarrow 0$.

B.2. Consistency of variance estimators

The following lemma controls the variance consistency, whose proof can be found in Section D.5.

LEMMA 2. *Suppose that Conditions (R1) and (R2) hold and $\kappa_n(V)^2 + \sqrt{\log n} \kappa_n(V) \xrightarrow{p} 0$, with $\kappa_n(V) = \sqrt{\log n} \left(\|R(V)\|_\infty + |\beta - \widehat{\beta}_{\text{init}}(V)| + \log n / \sqrt{n} \right)$. If*

$$\frac{\sum_{i=1}^{n_1} \sigma_i^2 [\mathbf{M}(V) D_{\mathcal{A}_1}]_i^2}{\sum_{i=1}^{n_1} \sigma_i^2 [\mathbf{M}(V) f_{\mathcal{A}_1}]_i^2} \xrightarrow{p} 1, \quad \text{and} \quad \frac{\max_{1 \leq i \leq n_1} [\mathbf{M}(V) D_{\mathcal{A}_1}]_i^2}{\sum_{i=1}^{n_1} [\mathbf{M}(V) D_{\mathcal{A}_1}]_i^2} \xrightarrow{p} 0,$$

then we have $\widehat{\text{SE}}(V)/\text{SE}(V) \xrightarrow{p} 1$.

C. Proofs

In Section C.1, we establish Proposition 1. In Section C.2, we establish Theorems 6 and 1. We prove Theorems 2 and 3 in Section C.3. We establish Theorem 4 in Section C.4 and prove Theorem 5 in Section C.5.

We define the conditional covariance matrices $\Lambda, \Sigma^\delta, \Sigma^\epsilon \in \mathbb{R}^{n_1 \times n_1}$ as $\Lambda = \mathbf{E}(\delta_{\mathcal{A}_1} \epsilon_{\mathcal{A}_1}^\top | X_{\mathcal{A}_1}, Z_{\mathcal{A}_1})$, $\Sigma^\delta = \mathbf{E}(\delta_{\mathcal{A}_1} \delta_{\mathcal{A}_1}^\top | X_{\mathcal{A}_1}, Z_{\mathcal{A}_1})$, and $\Sigma^\epsilon = \mathbf{E}(\epsilon_{\mathcal{A}_1} \epsilon_{\mathcal{A}_1}^\top | X_{\mathcal{A}_1}, Z_{\mathcal{A}_1})$. For any $i, j \in \mathcal{A}_1$ and $i \neq j$, we have $\Lambda_{i,j} = \mathbf{E}[\delta_j \mathbf{E}(\epsilon_i | X_{\mathcal{A}_1}, Z_{\mathcal{A}_1}, \delta_j) | X_{\mathcal{A}_1}, Z_{\mathcal{A}_1}]$. Since $\mathbf{E}(\epsilon_i | X_{\mathcal{A}_1}, Z_{\mathcal{A}_1}, \delta_j) = \mathbf{E}(\epsilon_i | X_i, Z_i) = 0$ for $i \neq j$, we have $\Lambda_{i,j} = 0$ and Λ is a diagonal matrix. Similarly, we can show Σ^δ and Σ^ϵ are diagonal matrices. The conditional sub-gaussian condition in (R1) implies that $\max_{1 \leq j \leq n_1} \max \left\{ |\Lambda_{j,j}|, |\Sigma_{j,j}^\delta|, |\Sigma_{j,j}^\epsilon| \right\} \leq K^2$. We shall use \mathcal{O} to denote the set of random variables $\{Z_i, X_i\}_{1 \leq i \leq n}$ and $\{D_i\}_{i \in \mathcal{A}_2}$.

We introduce the following lemma about the concentration of quadratic forms, which is Theorem 1.1 in Rudelson and Vershynin (2013).

LEMMA 3. (Hanson-Wright inequality) *Let $\epsilon \in \mathbb{R}^n$ be a random vector with independent sub-gaussian components ϵ_i with zero mean and sub-gaussian norm K . Let A be an $n \times n$ matrix. For every $t \geq 0$, $\mathbf{P}(|\epsilon^\top A \epsilon - \mathbf{E} \epsilon^\top A \epsilon| > t) \leq 2 \exp \left[-c \min \left(\frac{t^2}{K^4 \|A\|_F^2}, \frac{t}{K^2 \|A\|_2} \right) \right]$.*

Note that $2\epsilon^\top A \delta = (\epsilon + \delta)^\top A (\epsilon + \delta) - \epsilon^\top A \epsilon - \delta^\top A \delta$. If both ϵ_i and δ_i are sub-gaussian, we apply the union bound, Lemma 3 for both ϵ and δ and then establish,

$$\mathbf{P}(|\epsilon^\top A \delta - \mathbf{E} \epsilon^\top A \delta| > t) \leq 6 \exp \left[-c \min \left(\frac{t^2}{K^4 \|A\|_F^2}, \frac{t}{K^2 \|A\|_2} \right) \right]. \quad (47)$$

C.1. Proof of Proposition 1

Recall that we are analyzing $\widehat{\beta}_{\text{init}}(V)$ defined in (16) with replacing $\mathbf{M}(V)$ by $\widehat{\mathbf{M}}(V)$. We decompose the estimation error $\widehat{\beta}_{\text{init}}(V) - \beta$ as

$$[\epsilon_{\mathcal{A}_1}^\top \widehat{\mathbf{M}}(V) \delta_{\mathcal{A}_1} + \epsilon_{\mathcal{A}_1}^\top \widehat{\mathbf{M}}(V) f_{\mathcal{A}_1} + R_{\mathcal{A}_1}(V)^\top \widehat{\mathbf{M}}(V) D_{\mathcal{A}_1}] / D_{\mathcal{A}_1}^\top \widehat{\mathbf{M}}(V) D_{\mathcal{A}_1}. \quad (48)$$

The following Lemma controls the key components of the above decomposition, whose proof can be found in Section D.1 in the supplement.

LEMMA 4. Under Condition (R1), with probability larger than $1 - \exp(-c \min\{t_0^2, t_0\})$ for some positive constants $c > 0$ and $t_0 > 0$,

$$|\epsilon_{\mathcal{A}_1}^\top \mathbf{M}(V) \delta_{\mathcal{A}_1} - \text{Tr}[\mathbf{M}(V) \Lambda]| \leq t_0 K^2 \sqrt{\text{Tr}([\mathbf{M}(V)]^2)}, \quad |\epsilon_{\mathcal{A}_1}^\top \mathbf{M}(V) f_{\mathcal{A}_1}| \leq t_0 K \sqrt{f_{\mathcal{A}_1}^\top [\mathbf{M}(V)]^2 f_{\mathcal{A}_1}} \quad (49)$$

$$\left| \frac{D_{\mathcal{A}_1}^\top \mathbf{M}(V) D_{\mathcal{A}_1}}{f_{\mathcal{A}_1}^\top \mathbf{M}(V) f_{\mathcal{A}_1}} - 1 \right| \lesssim \frac{K^2 \text{Tr}[\mathbf{M}(V)] + t_0 K^2 \sqrt{\text{Tr}([\mathbf{M}(V)]^2)} + t_0 K \sqrt{f_{\mathcal{A}_1}^\top [\mathbf{M}(V)]^2 f_{\mathcal{A}_1}}}{f_{\mathcal{A}_1}^\top \mathbf{M}(V) f_{\mathcal{A}_1}}. \quad (50)$$

where $\Lambda = \mathbf{E}(\delta_{\mathcal{A}_1} \epsilon_{\mathcal{A}_1}^\top \mid X_{\mathcal{A}_1}, Z_{\mathcal{A}_1})$.

Define $\tau_n = f_{\mathcal{A}_1}^\top \mathbf{M}(V) f_{\mathcal{A}_1}$. Together with (40) and the generalized IV strength condition (R2), we apply (50) with $t_0 = \tau_n^{1/2-c_0}$ for some $0 < c_0 < 1/2$. Then there exists positive constants $c > 0$ and $C > 0$ such that with probability larger than $1 - \exp(-c \tau_n^{1/2-c_0})$,

$$\left| \frac{D_{\mathcal{A}_1}^\top \mathbf{M}(V) D_{\mathcal{A}_1}}{f_{\mathcal{A}_1}^\top \mathbf{M}(V) f_{\mathcal{A}_1}} - 1 \right| \leq C \frac{K^2 \text{Tr}[\mathbf{M}(V)]}{f_{\mathcal{A}_1}^\top \mathbf{M}(V) f_{\mathcal{A}_1}} + C \frac{K + K^2}{(f_{\mathcal{A}_1}^\top \mathbf{M}(V) f_{\mathcal{A}_1})^{c_0}} \leq 0.1. \quad (51)$$

Together with (48), we establish

$$|\hat{\beta}_{\text{init}}(V) - \beta| \lesssim \frac{|\epsilon_{\mathcal{A}_1}^\top \mathbf{M}(V) f_{\mathcal{A}_1}|}{f_{\mathcal{A}_1}^\top \mathbf{M}(V) f_{\mathcal{A}_1}} + \frac{|\epsilon_{\mathcal{A}_1}^\top \mathbf{M}(V) \delta_{\mathcal{A}_1}|}{f_{\mathcal{A}_1}^\top \mathbf{M}(V) f_{\mathcal{A}_1}} + \sqrt{\frac{R_{\mathcal{A}_1}(V)^\top \mathbf{M}(V) R_{\mathcal{A}_1}(V)}{f_{\mathcal{A}_1}^\top \mathbf{M}(V) f_{\mathcal{A}_1}}}. \quad (52)$$

By applying the decomposition (52) and the upper bounds (49), and (49) with $t_0 = (f_{\mathcal{A}_1}^\top \mathbf{M}(V) f_{\mathcal{A}_1})^{1/2-c_0}$, we establish that, conditioning on \mathcal{O} , with probability larger than $1 - \exp(-c \tau_n^{1/2-c_0})$ for some positive constants $c > 0$ and $c_0 \in (0, 1/2)$,

$$|\hat{\beta}_{\text{init}}(V) - \beta| \lesssim \frac{K^2 \text{Tr}[\mathbf{M}(V)]}{f_{\mathcal{A}_1}^\top \mathbf{M}(V) f_{\mathcal{A}_1}} + \frac{K + K^2}{(f_{\mathcal{A}_1}^\top \mathbf{M}(V) f_{\mathcal{A}_1})^{c_0}} + \frac{\|R_{\mathcal{A}_1}(V)\|_2}{\sqrt{f_{\mathcal{A}_1}^\top \mathbf{M}(V) f_{\mathcal{A}_1}}}. \quad (53)$$

The above concentration bound, the assumption (R2), and the assumption $f_{\mathcal{A}_1}^\top \mathbf{M}(V) f_{\mathcal{A}_1} \gg \|R_{\mathcal{A}_1}(V)\|_2^2$ imply $\mathbb{P}(|\hat{\beta}_{\text{init}}(V) - \beta| \geq c \mid \mathcal{O}) \rightarrow 0$. Then for any constant $c > 0$, we have $\mathbb{P}(|\hat{\beta}_{\text{init}}(V) - \beta| \geq c) = \mathbf{E}(\mathbb{P}(|\hat{\beta}_{\text{init}}(V) - \beta| \geq c \mid \mathcal{O}))$. We apply the bounded convergence theorem and establish $\mathbb{P}(|\hat{\beta}_{\text{init}}(V) - \beta| \geq c) \rightarrow 0$ and hence $\hat{\beta}_{\text{init}}(V) \xrightarrow{p} \beta$.

C.2. Proof of Theorem 1

In the following, we shall prove Theorem 6, which implies Theorem 1 together with Condition (R2-I).

THEOREM 6. Suppose that the same conditions of Proposition 1 and (31) hold. Then $\hat{\beta}(V)$ defined in (18) satisfies

$$\frac{1}{\text{SE}(V)} (\hat{\beta}(V) - \beta) = \mathcal{G}(V) + \mathcal{E}(V) \quad \text{with} \quad \text{SE}(V) = \frac{\sqrt{\sum_{i=1}^{n_1} \sigma_i^2 [\mathbf{M}(V) f_{\mathcal{A}_1}]_i^2}}{f_{\mathcal{A}_1}^\top \mathbf{M}(V) f_{\mathcal{A}_1}}, \quad (54)$$

where $\mathcal{G}(V) \xrightarrow{d} N(0, 1)$ and there exist positive constants $t_0 > 0$ and $C > 0$ such that

$$\liminf_{n \rightarrow \infty} \mathbb{P} \left(|\mathcal{E}(V)| \leq \frac{\sqrt{\log n} \cdot \eta_n(V) \cdot \text{Tr}[\mathbf{M}(V)] + t_0 \sqrt{\text{Tr}([\mathbf{M}(V)]^2)} + \|R(V)\|_2}{\sqrt{f_{\mathcal{A}_1} [\mathbf{M}(V)]^2 f_{\mathcal{A}_1}}} \right) \geq 1 - \exp(-t_0^2), \quad (55)$$

with $\eta_n(V)$ defined in (30).

We start with the following error decomposition,

$$\widehat{\beta}_{\text{RF}}(V) - \beta = \frac{\epsilon_{\mathcal{A}_1}^\top \mathbf{M}(V) f_{\mathcal{A}_1} + R_{\mathcal{A}_1}(V)^\top \mathbf{M}(V) D_{\mathcal{A}_1}}{D_{\mathcal{A}_1}^\top \mathbf{M}(V) D_{\mathcal{A}_1}} + \frac{\text{Err}_1 + \text{Err}_2}{D_{\mathcal{A}_1}^\top \mathbf{M}(V) D_{\mathcal{A}_1}}, \quad (56)$$

with $\text{Err}_1 = \sum_{1 \leq i \neq j \leq n_1} [\mathbf{M}(V)]_{ij} \delta_i \epsilon_j$ and $\text{Err}_2 = \sum_{i=1}^{n_1} [\mathbf{M}(V)]_{ii} (f_i - \widehat{f}_i) (\epsilon_i + [\widehat{\epsilon}(V)]_i - \epsilon_i) + \sum_{i=1}^{n_1} [\mathbf{M}(V)]_{ii} \delta_i ([\widehat{\epsilon}(V)]_i - \epsilon_i)$. Define

$$\mathcal{G}(V) = \frac{1}{\text{SE}(V)} \frac{\epsilon_{\mathcal{A}_1}^\top \mathbf{M}(V) f_{\mathcal{A}_1}}{D_{\mathcal{A}_1}^\top \mathbf{M}(V) D_{\mathcal{A}_1}}, \quad \mathcal{E}(V) = \frac{1}{\text{SE}(V)} \frac{R_{\mathcal{A}_1}(V)^\top \mathbf{M}(V) D_{\mathcal{A}_1} - \text{Err}_1 - \text{Err}_2}{D_{\mathcal{A}_1}^\top \mathbf{M}(V) D_{\mathcal{A}_1}}.$$

Then the decomposition (56) implies (54). We apply (51) together with the generalized IV strength condition (R2) and establish $\frac{D_{\mathcal{A}_1}^\top \mathbf{M}(V) D_{\mathcal{A}_1}}{f_{\mathcal{A}_1}^\top \mathbf{M}(V) f_{\mathcal{A}_1}} \xrightarrow{p} 1$. Condition (31) implies the Linderberg condition. Hence, we establish $\mathcal{G}(V) | \mathcal{O} \xrightarrow{d} N(0, 1)$, and $\mathcal{G}(V) \xrightarrow{d} N(0, 1)$.

Since $\mathbf{E}(\text{Err}_1 | \mathcal{O}) = 0$, we apply the similar argument as in (49) and obtain that, conditioning on \mathcal{O} , with probability larger than $1 - \exp(-ct_0^2)$ for some constants $c > 0$ and $t_0 > 0$, $|\text{Err}_1| \leq t_0 K^2 \sqrt{\sum_{1 \leq i \neq j \leq n_1} [\mathbf{M}(V)]_{ij}^2} \leq t_0 K^2 \sqrt{\text{Tr}([\mathbf{M}(V)]^2)}$. Then we establish

$$\mathbb{P} \left(|\text{Err}_1| \geq t_0 K^2 \sqrt{\text{Tr}([\mathbf{M}(V)]^2)} \right) = \mathbf{E} \left[\mathbb{P} \left(|\text{Err}_1| \geq t_0 K^2 \sqrt{\text{Tr}([\mathbf{M}(V)]^2)} \mid \mathcal{O} \right) \right] \leq \exp(-ct_0^2). \quad (57)$$

We introduce the following Lemma to control Err_2 , whose proof is presented in Section D.2 in the supplement.

LEMMA 5. *If Condition (R2) holds, then with probability larger than $1 - n_1^{-c}$,*

$$\max_{1 \leq i \leq n_1} |[\widehat{\epsilon}(V)]_i - \epsilon_i| \leq C \sqrt{\log n} \left(\|R(V)\|_\infty + |\beta - \widehat{\beta}_{\text{init}}(V)| + \frac{\log n}{\sqrt{n}} \right).$$

The sub-gaussianity of ϵ_i implies that, with probability larger than $1 - n_1^{-c}$ for some positive constant $c > 0$, $\max_{1 \leq i \leq n_1} |\epsilon_i| + \max_{1 \leq i \leq n_1} |\delta_i| \leq C \sqrt{\log n}$ for some positive constant $C > 0$. Since $\mathbf{M}(V)$ is positive definite, we have $[\mathbf{M}(V)]_{ii} \geq 0$ for any $1 \leq i \leq n_1$. We have

$$|\text{Err}_2| \lesssim \sum_{i=1}^{n_1} [\mathbf{M}(V)]_{ii} \left[|f_i - \widehat{f}_i| \left(\sqrt{\log n} + |[\widehat{\epsilon}(V)]_i - \epsilon_i| \right) + \sqrt{\log n} |[\widehat{\epsilon}(V)]_i - \epsilon_i| \right]. \quad (58)$$

By Lemma 5, we have $|\text{Err}_2| \lesssim \sqrt{\log n} \cdot \eta_n(V) \cdot \text{Tr}[\mathbf{M}(V)]$ with $\eta_n(V)$ defined in (30). Together with (57), we establish $\liminf_{n \rightarrow \infty} \mathbb{P}(|\mathcal{E}(V)| \leq C U_n(V)) \geq 1 - \exp(-t_0^2)$.

C.3. Proofs of Theorems 2 and 3

By conditional sub-gaussianity and $\text{Var}(\delta_i | Z_i, X_i) \geq c$, we have $c \leq \text{Var}(\delta_i | Z_i, X_i) \leq C$. Hence, we have $\mu(V) \asymp f_{\mathcal{A}_1}^\top \mathbf{M}(V) f_{\mathcal{A}_1}$. With $H(V_q, V_{q'})$ defined in (34), we have

$$\frac{\widehat{\beta}(V_q) - \widehat{\beta}(V_{q'})}{\sqrt{H(V_q, V_{q'})}} = \mathcal{G}_n(V_q, V_{q'}) + \mathcal{L}_n(V_q, V_{q'}) + \frac{1}{\sqrt{H(V_q, V_{q'})}} \left(\widetilde{\mathcal{E}}(V_q) - \widetilde{\mathcal{E}}(V_{q'}) \right), \quad (59)$$

where $\mathcal{L}_n(V_q, V_{q'})$ is defined in (35),

$$\mathcal{G}_n(V_q, V_{q'}) = \frac{1}{\sqrt{H(V_q, V_{q'})}} \left(\frac{f_{\mathcal{A}_1}^\top \mathbf{M}(V_q) \epsilon_{\mathcal{A}_1}}{D_{\mathcal{A}_1}^\top \mathbf{M}(V_q) D_{\mathcal{A}_1}} - \frac{f_{\mathcal{A}_1}^\top \mathbf{M}(V_{q'}) \epsilon_{\mathcal{A}_1}}{D_{\mathcal{A}_1}^\top \mathbf{M}(V_{q'}) D_{\mathcal{A}_1}} \right), \quad (60)$$

$$\widetilde{\mathcal{E}}(V_q) = \frac{\sum_{i=1}^{n_1} [\mathbf{M}(V_q)]_{ii} \widehat{\delta}_i [\widehat{\epsilon}(V_{Q_{\max}})]_i - \delta_{\mathcal{A}_1}^\top \mathbf{M}(V_q) \epsilon_{\mathcal{A}_1}}{D_{\mathcal{A}_1}^\top \mathbf{M}(V_q) D_{\mathcal{A}_1}}.$$

The remaining proof relies on the following lemma, whose proof can be found at Section D.3 in the supplement.

LEMMA 6. *Suppose that Conditions (R1), (R2), and (R3) hold, then*

$$\frac{1}{\sqrt{H(V_q, V_{q'})}} \left| \widetilde{\mathcal{E}}(V_q) - \widetilde{\mathcal{E}}(V_{q'}) \right| \xrightarrow{p} 0, \quad \text{and} \quad \mathcal{G}_n(V_q, V_{q'}) \xrightarrow{d} N(0, 1).$$

By applying (51), we establish that, conditioning on \mathcal{O} , with probability larger than $1 - \exp(-c\tau_n^{1/2-c_0})$, $|\mathcal{L}_n(V_q, V_{q'})| \lesssim \frac{1}{\sqrt{H(V_q, V_{q'})}} \left(\frac{\| [R(V_q)]_{\mathcal{A}_1} \|_2}{\sqrt{\mu(V_q)}} + \frac{\| [R(V_{q'})]_{\mathcal{A}_1} \|_2}{\sqrt{\mu(V_{q'})}} \right)$. Then we apply the above inequality and the condition $\sqrt{H(V_q, V_{q'})} \gg \max_{V \in \{V_q, V_{q'}\}} \|R(V)\|_2 / \sqrt{\mu(V)}$ and establish that $|\mathcal{L}_n(V_q, V_{q'})| \xrightarrow{p} 0$. Together with the decomposition (59), and Lemma 6, we establish the asymptotic limiting distribution of $\widehat{\beta}(V_q) - \widehat{\beta}(V_{q'})$ in Theorem 2.

With the decomposition (59), we establish (36) in Theorem 3 by the following Lemma 6 and applying the condition $\mathcal{L}_n(V_q, V_{q'}) \xrightarrow{p} \mathcal{L}^*(V_q, V_{q'})$ and $\widehat{H}(V_q, V_{q'}) \xrightarrow{p} H(V_q, V_{q'})$.

C.4. Proof of Theorem 4

In the following, we shall prove

$$\liminf_{n \rightarrow \infty} \mathbb{P} [\beta \in \text{CI}(V_{\widehat{q}})] \geq 1 - \alpha - 2\alpha_0 \quad \text{with} \quad \widehat{q} = \widehat{q}_c \text{ or } \widehat{q}_r, \quad (61)$$

Recall that the test $\mathcal{C}(V_q)$ is defined in (28) and note that

$$\{\widehat{q}_c = q^*\} = \{Q_{\max} \geq q^*\} \cap \left(\bigcap_{q=0}^{q^*-1} \{\mathcal{C}(V_q) = 1\} \right) \cap \{\mathcal{C}(V_{q^*}) = 0\}. \quad (62)$$

Define the events

$$\mathcal{B}_1 = \left\{ \max_{0 \leq q < q' \leq Q_{\max}} |\mathcal{G}_n(V_q, V_{q'})| \leq \rho(\alpha_0) \right\} \quad \text{and} \quad \mathcal{B}_2 = \{|\widehat{\rho}/\rho(\alpha_0) - 1| \leq \tau_0\},$$

$$\mathcal{B}_3 = \left\{ \max_{0 \leq q < q' \leq Q_{\max}} \frac{1}{\sqrt{H(V_q, V_{q'})}} \left| \tilde{\mathcal{E}}(V_q) - \tilde{\mathcal{E}}(V_{q'}) \right| \leq \tau_1 \rho(\alpha_0) \right\}.$$

where $\rho(\alpha_0)$ is defined in (37), $\hat{\rho}$ is defined in (29) with \mathbf{M}_{RF} replaced by \mathbf{M} , and $\mathcal{G}_n(V_q, V_{q'})$ is defined in (60). By the definition of $\rho(\alpha_0)$ in (37) and the following (81), we control the probability of the event $\lim_{n \rightarrow \infty} \mathbf{P}(\mathcal{B}_1) = 1 - 2\alpha_0$. By the following (6) and $\hat{\rho}/\rho(\alpha_0) \xrightarrow{P} 1$, we establish that, for any positive constants $\tau_0 > 0$ and $\tau_1 > 0$, $\liminf_{n \rightarrow \infty} \mathbf{P}(\mathcal{B}_2 \cap \mathcal{B}_3) = 1$. Combing the above two equalities, we have

$$\liminf_{n \rightarrow \infty} \mathbf{P}(\mathcal{B}_1 \cap \mathcal{B}_2 \cap \mathcal{B}_3) \geq 1 - 2\alpha_0. \quad (63)$$

For any $0 \leq q \leq q^* - 1$, the condition (R4) implies that there exists some $q + 1 \leq q' \leq q^*$ such that $|\mathcal{L}_n(V_q, V_{q'})| \geq A\rho(\alpha_0)$. On the event $\mathcal{B}_1 \cap \mathcal{B}_2 \cap \mathcal{B}_3$, we apply the expression (59) and obtain

$$\left| [\hat{\beta}(V_q) - \hat{\beta}(V_{q'})] / \sqrt{H(V_q, V_{q'})} \right| \geq A\rho(\alpha_0) - \rho(\alpha_0) - \tau_1 \rho(\alpha_0) \geq (A - 1 - \tau_1)(1 - \tau_0)\hat{\rho}. \quad (64)$$

For any $q^* \leq q' \leq Q_{\max}$, we have $R(V_{q'}) = 0$. Then on the event $\mathcal{B}_1 \cap \mathcal{B}_2 \cap \mathcal{B}_3$, we apply the expression (59) and obtain that,

$$\left| [\hat{\beta}(V_{q^*}) - \hat{\beta}(V_{q'})] / \sqrt{H(V_{q^*}, V_{q'})} \right| \leq \rho(\alpha_0) + \tau_1 \rho(\alpha_0) \leq (1 + \tau_1)(1 + \tau_0)\hat{\rho} \leq 1.01\hat{\rho}.$$

Together with (64), the event $\mathcal{B}_1 \cap \mathcal{B}_2 \cap \mathcal{B}_3$ implies $\cap_{q=0}^{q^*-1} \{\mathcal{C}(V_q) = 1\} \cap \{\mathcal{C}(V_{q^*}) = 0\}$. By (63), we establish $\liminf_{n \rightarrow \infty} \mathbf{P} \left[\left(\cap_{q=0}^{q^*-1} \{\mathcal{C}(V_q) = 1\} \right) \cap \{\mathcal{C}(V_{q^*}) = 0\} \right] \geq 1 - 2\alpha_0$. Together with (62), we have $\liminf_{n \rightarrow \infty} \mathbf{P}(\hat{q}_c \neq q^*) \leq 2\alpha_0$. To control the coverage probability, we decompose $\mathbf{P} \left(\frac{1}{\text{SE}(\hat{V}_{\hat{q}_c})} \left| \hat{\beta}(\hat{V}_{\hat{q}_c}) - \beta \right| \geq z_{\alpha/2} \right)$ as

$$\begin{aligned} & \mathbf{P} \left(\left\{ \frac{1}{\text{SE}(\hat{V}_{\hat{q}_c})} \left| \hat{\beta}(\hat{V}_{\hat{q}_c}) - \beta \right| \geq z_{\alpha/2} \right\} \cap \{\hat{q}_c = q^*\} \right) \\ & + \mathbf{P} \left(\left\{ \frac{1}{\text{SE}(\hat{V}_{\hat{q}_c})} \left| \hat{\beta}(\hat{V}_{\hat{q}_c}) - \beta \right| \geq z_{\alpha/2} \right\} \cap \{\hat{q}_c \neq q^*\} \right). \end{aligned} \quad (65)$$

Note that

$$\mathbf{P} \left(\left\{ \frac{1}{\text{SE}(\hat{V}_{\hat{q}_c})} \left| \hat{\beta}(\hat{V}_{\hat{q}_c}) - \beta \right| \geq z_{\alpha/2} \right\} \cap \{\hat{q}_c = q^*\} \right) \leq \mathbf{P} \left(\left\{ \frac{1}{\text{SE}(\hat{V}_{q^*})} \left| \hat{\beta}(\hat{V}_{q^*}) - \beta \right| \geq z_{\alpha/2} \right\} \right) \leq \alpha,$$

and $\mathbf{P} \left(\left\{ \frac{1}{\text{SE}(\hat{V}_{\hat{q}_c})} \left| \hat{\beta}(\hat{V}_{\hat{q}_c}) - \beta \right| \geq z_{\alpha/2} \right\} \cap \{\hat{q}_c \neq q^*\} \right) \leq \mathbf{P}(\hat{q}_c \neq q^*) \leq 2\alpha_0$. By the decomposition (65), we combine the above two inequalities and establish

$$\mathbf{P} \left(\frac{1}{\text{SE}(\hat{V}_{\hat{q}_c})} \left| \hat{\beta}(\hat{V}_{\hat{q}_c}) - \beta \right| \geq z_{\alpha/2} \right) \leq \alpha + 2\alpha_0,$$

which implies (61) with $\hat{q} = \hat{q}_c$. By the definition $\hat{q}_r = \min\{\hat{q}_c + 1, Q_{\max}\}$, we apply a similar argument and establish (61) with $\hat{q} = \hat{q}_r$.

C.5. Proof of Theorem 5

If $\text{Cov}(\epsilon_i, \delta_i \mid Z_i, X_i) = \text{Cov}(\epsilon_i, \delta_i)$, then (49) further implies

$$\left| \epsilon_{\mathcal{A}_1}^\top \mathbf{M}(V) \delta_{\mathcal{A}_1} - \text{Cov}(\epsilon_i, \delta_i) \cdot \text{Tr}[\mathbf{M}_{\text{RF}}(V)] \right| \leq t_0 K^2 \sqrt{\text{Tr}([\mathbf{M}_{\text{RF}}(V)]^2)}. \quad (66)$$

Proof of (43). We decompose the error $\widehat{\text{Cov}}(\delta_i, \epsilon_i) - \text{Cov}(\delta_i, \epsilon_i)$ as,

$$\begin{aligned} & \frac{1}{n_1 - r} (f_{\mathcal{A}_1} - \widehat{f}_{\mathcal{A}_1} + \delta_{\mathcal{A}_1})^\top P_{V_{\mathcal{A}_1}}^\perp [\epsilon_{\mathcal{A}_1} + D_{\mathcal{A}_1}(\beta - \widehat{\beta}_{\text{init}}(V)) + R_{\mathcal{A}_1}(V)] - \text{Cov}(\delta_i, \epsilon_i) \\ & = T_1 + T_2 + T_3, \end{aligned} \quad (67)$$

where $T_1 = \frac{1}{n_1 - r} \left[(\delta_{\mathcal{A}_1})^\top P_{V_{\mathcal{A}_1}}^\perp \epsilon_{\mathcal{A}_1} - (n_1 - r) \text{Cov}(\delta_i, \epsilon_i) \right]$, and

$$\begin{aligned} T_2 &= \frac{1}{n_1 - r} (\delta_{\mathcal{A}_1})^\top P_{V_{\mathcal{A}_1}}^\perp \left[D_{\mathcal{A}_1}(\beta - \widehat{\beta}_{\text{init}}(V)) + R_{\mathcal{A}_1}(V) \right], \\ T_3 &= \frac{1}{n_1 - r} (f_{\mathcal{A}_1} - \widehat{f}_{\mathcal{A}_1})^\top P_{V_{\mathcal{A}_1}}^\perp [\epsilon_{\mathcal{A}_1} + D_{\mathcal{A}_1}(\beta - \widehat{\beta}_{\text{init}}(V)) + R_{\mathcal{A}_1}(V)]. \end{aligned}$$

We apply (47) with $A = P_{V_{\mathcal{A}_1}}^\perp$ and $t = t_0 K^2 \sqrt{n_1 - r}$ for some $0 < t_0 \leq \sqrt{n_1 - r}$, and establish

$$\mathbb{P} \left(\left| \epsilon_{\mathcal{A}_1}^\top P_{V_{\mathcal{A}_1}}^\perp \delta_{\mathcal{A}_1} - \text{Cov}(\epsilon_i, \delta_i) \cdot \text{Tr} \left(P_{V_{\mathcal{A}_1}}^\perp \right) \right| \geq t_0 K^2 \sqrt{n_1 - r} \mid \mathcal{O} \right) \leq 6 \exp(-ct_0^2).$$

By choosing $t_0 = \log(n_1 - r)$, we establish that, with probability larger than $1 - (n_1 - r)^{-c}$ for some positive constant $c > 0$, then

$$|T_1| \lesssim \sqrt{\log(n_1 - r)/(n_1 - r)}. \quad (68)$$

We apply (47) with $A = P_{V_{\mathcal{A}_1}}^\perp$ and $t = t_0 K^2 \sqrt{n_1 - r}$ for some $0 < t_0 \leq \sqrt{n_1 - r}$,

$$\mathbb{P} \left(\left| \epsilon_{\mathcal{A}_1}^\top P_{V_{\mathcal{A}_1}}^\perp D_{\mathcal{A}_1} - \text{Cov}(\epsilon_i, D_i) \cdot \text{Tr} \left(P_{V_{\mathcal{A}_1}}^\perp \right) \right| \geq t_0 K^2 \sqrt{n_1 - r} \mid \mathcal{O} \right) \leq 6 \exp(-ct_0^2).$$

The above concentration bound implies

$$\mathbb{P} \left(\frac{1}{n_1 - r} \left| \epsilon_{\mathcal{A}_1}^\top P_{V_{\mathcal{A}_1}}^\perp D_{\mathcal{A}_1} \right| \geq C \left(1 + \sqrt{\frac{\log(n_1 - r)}{n_1 - r}} \right) \mid \mathcal{O} \right) \leq 6(n_1 - r)^{-c}. \quad (69)$$

Hence, we establish that, with probability larger than $1 - (n_1 - r)^{-c}$,

$$|T_2| \lesssim \left| \beta - \widehat{\beta}_{\text{init}}(V) \right| + \|R(V)\|_2 / \sqrt{n_1 - r}, \quad (70)$$

where the last inequality follows from (53). Regarding T_3 , we have

$$\begin{aligned} |T_3| &= \left| \frac{1}{n_1 - r} (f_{\mathcal{A}_1} - \widehat{f}_{\mathcal{A}_1})^\top P_{V_{\mathcal{A}_1}}^\perp [\epsilon_{\mathcal{A}_1} + D_{\mathcal{A}_1}(\beta - \widehat{\beta}_{\text{init}}(V)) + R_{\mathcal{A}_1}(V)] \right| \\ &\lesssim \frac{\|P_{V_{\mathcal{A}_1}}^\perp (f_{\mathcal{A}_1} - \widehat{f}_{\mathcal{A}_1})\|_2}{\sqrt{n_1 - r}} \frac{\|P_{V_{\mathcal{A}_1}}^\perp \epsilon_{\mathcal{A}_1}\|_2 + \|P_{V_{\mathcal{A}_1}}^\perp D_{\mathcal{A}_1}\|_2 \cdot |\beta - \widehat{\beta}_{\text{init}}(V)| + \|R_{\mathcal{A}_1}(V)\|_2}{\sqrt{n_1 - r}}. \end{aligned} \quad (71)$$

By a similar argument as in (69), we establish that, with probability larger than $1 - (n_1 - r)^{-c}$, $\frac{1}{\sqrt{n_1}} \|P_{V_{\mathcal{A}_1}^\perp}^\top \epsilon_{\mathcal{A}_1}\|_2 + \frac{1}{\sqrt{n_1}} \|P_{V_{\mathcal{A}_1}^\perp}^\top D_{\mathcal{A}_1}\|_2 \leq C$, for some positive constant $C > 0$. Together with (71), we establish that, with probability larger than $1 - (n_1 - r)^{-c}$,

$$|T_3| \lesssim \frac{\|P_{V_{\mathcal{A}_1}^\perp}^\top (f_{\mathcal{A}_1} - \hat{f}_{\mathcal{A}_1})\|_2}{\sqrt{n_1 - r}} \cdot \left(1 + |\beta - \hat{\beta}_{\text{init}}(V)| + \frac{\|R(V)\|_2}{\sqrt{n_1 - r}}\right).$$

Together with (67) and the upper bounds (68) and (70), we establish (43).

Proof of (46). By (48), we obtain the following decomposition for $\tilde{\beta}_{\text{RF}}(V)$ in (18),

$$\begin{aligned} \hat{\beta}_{\text{RF}}(V) - \beta &= \frac{\epsilon_{\mathcal{A}_1}^\top \mathbf{M}(V) f_{\mathcal{A}_1} - [\widehat{\text{Cov}}(\delta_i, \epsilon_i) - \text{Cov}(\delta_i, \epsilon_i)] \text{Tr}[\mathbf{M}(V)]}{D_{\mathcal{A}_1}^\top \mathbf{M}(V) D_{\mathcal{A}_1}} \\ &+ \frac{\epsilon_{\mathcal{A}_1}^\top \mathbf{M}(V) \delta_{\mathcal{A}_1} - \text{Cov}(\delta_i, \epsilon_i) \text{Tr}[\mathbf{M}(V)]}{D_{\mathcal{A}_1}^\top \mathbf{M}(V) D_{\mathcal{A}_1}} + \frac{R_{\mathcal{A}_1}(V)^\top \mathbf{M}(V) D_{\mathcal{A}_1}}{D_{\mathcal{A}_1}^\top \mathbf{M}(V) D_{\mathcal{A}_1}}. \end{aligned} \quad (72)$$

The above decomposition implies (54) with $\mathcal{G}(V) = \frac{1}{\text{SE}(V)} \frac{\epsilon_{\mathcal{A}_1}^\top \mathbf{M}(V) f_{\mathcal{A}_1}}{D_{\mathcal{A}_1}^\top \mathbf{M}(V) D_{\mathcal{A}_1}}$, and

$$\begin{aligned} \text{SE}(V) \cdot \mathcal{E}(V) &= \frac{R_{\mathcal{A}_1}(V)^\top \mathbf{M}(V) D_{\mathcal{A}_1}}{D_{\mathcal{A}_1}^\top \mathbf{M}(V) D_{\mathcal{A}_1}} \\ &+ \frac{[\text{Cov}(\delta_i, \epsilon_i) - \widehat{\text{Cov}}(\delta_i, \epsilon_i)] \text{Tr}[\mathbf{M}(V)] + \epsilon_{\mathcal{A}_1}^\top \mathbf{M}(V) \delta_{\mathcal{A}_1} - \text{Cov}(\delta_i, \epsilon_i) \text{Tr}[\mathbf{M}(V)]}{D_{\mathcal{A}_1}^\top \mathbf{M}(V) D_{\mathcal{A}_1}}. \end{aligned}$$

We establish $\mathcal{G}(V) \xrightarrow{d} N(0, 1)$ by applying the same arguments as in Section C.2 in the main paper. We establish (46) by combining (43), (51), and (66).

D. Proof of Extra Lemmas

D.1. Proof of Lemma 4

Note that $\mathbf{E} [\epsilon_{\mathcal{A}_1}^\top \mathbf{M}(V) \delta_{\mathcal{A}_1} \mid \mathcal{O}] = \text{Tr}(\mathbf{M}(V) \Lambda)$. We apply (47) with $A = \mathbf{M}(V)$ and $t = t_0 K^2 \|\mathbf{M}(V)\|_F$ for some $t_0 > 0$ and establish

$$\begin{aligned} \mathbb{P} \left(|\epsilon_{\mathcal{A}_1}^\top \mathbf{M}(V) \delta_{\mathcal{A}_1} - \text{Tr}(\mathbf{M}(V) \Lambda)| \geq t_0 K^2 \|\mathbf{M}(V)\|_F \mid \mathcal{O} \right) \\ \leq 6 \exp \left(-c \min \left\{ t_0^2, t_0 \frac{\|\mathbf{M}(V)\|_F}{\|\mathbf{M}(V)\|_2} \right\} \right) \leq 6 \exp \left(-c \min \{t_0^2, t_0\} \right), \end{aligned} \quad (73)$$

where the last inequality follows from $\|\mathbf{M}(V)\|_F \geq \|\mathbf{M}(V)\|_2$. The above concentration bound implies (49) by taking an expectation with respect to \mathcal{O} .

Since $\mathbf{E} [\delta_{\mathcal{A}_1}^\top \mathbf{M}(V) \delta_{\mathcal{A}_1} \mid \mathcal{O}] = \text{Tr}(\mathbf{M}(V) \Sigma^\delta)$, we apply a similar argument to (73) and establish

$$\mathbb{P} \left(\left| \delta_{\mathcal{A}_1}^\top \mathbf{M}(V) \delta_{\mathcal{A}_1} - \text{Tr}(\mathbf{M}(V) \Sigma^\delta) \right| \geq t_0 K^2 \|\mathbf{M}(V)\|_F \mid \mathcal{O} \right) \leq 2 \exp \left(-c \min \{t_0^2, t_0\} \right). \quad (74)$$

Note that $\mathbf{E} [\delta_{\mathcal{A}_1}^\top \mathbf{M}(V) f_{\mathcal{A}_1} \mid \mathcal{O}] = 0$, and conditioning on \mathcal{O} , $\{\delta_i\}_{i \in \mathcal{A}_1}$ are independent sub-gaussian random variables. We apply Proposition 5.16 of Vershynin (2010) and establish that, with probability larger than $1 - \exp(-t_0^2)$ for some positive constant $c > 0$,

$$\mathbb{P} \left(\delta_{\mathcal{A}_1}^\top \mathbf{M}(V) f_{\mathcal{A}_1} \geq Ct_0 K \sqrt{f_{\mathcal{A}_1}^\top [\mathbf{M}(V)]^2 f_{\mathcal{A}_1}} \mid \mathcal{O} \right) \leq \exp(-ct_0^2). \quad (75)$$

The above concentration bound implies (49) by taking an expectation with respect to \mathcal{O} .

By the decomposition $D_{\mathcal{A}_1}^\top \mathbf{M}(V) D_{\mathcal{A}_1} - f_{\mathcal{A}_1}^\top \mathbf{M}(V) f_{\mathcal{A}_1} = \delta_{\mathcal{A}_1}^\top \mathbf{M}(V) f_{\mathcal{A}_1} + \delta_{\mathcal{A}_1}^\top \mathbf{M}(V) \delta_{\mathcal{A}_1}$, we establish (50) by applying the concentration bounds (74) and (75).

D.2. Proof of Lemma 5

Under the model $Y_i = D_i \beta + V_i^\top \pi + R_i + \epsilon_i$, we have

$$Y_{\mathcal{A}_1} - \hat{\beta}_{\text{init}}(V) D_{\mathcal{A}_1} = V_{\mathcal{A}_1} \pi + R_{\mathcal{A}_1} + D_{\mathcal{A}_1} (\beta - \hat{\beta}_{\text{init}}(V)) + \epsilon_{\mathcal{A}_1}. \quad (76)$$

The least square estimator of π is expressed as, $\hat{\pi} = (V^\top V)^{-1} V^\top (Y_{\mathcal{A}_1} - \hat{\beta}_{\text{init}}(V) D_{\mathcal{A}_1})$. Note that

$$\begin{aligned} & (V^\top V)^{-1} V^\top (Y_{\mathcal{A}_1} - \hat{\beta}_{\text{init}}(V) D_{\mathcal{A}_1}) - \pi \\ &= (V^\top V)^{-1} V^\top ([R(V)]_{\mathcal{A}_1} + D_{\mathcal{A}_1} (\beta - \hat{\beta}_{\text{init}}(V)) + \epsilon_{\mathcal{A}_1}) \\ &= \left(\sum_{i=1}^{n_1} V_i V_i^\top \right)^{-1} \sum_{i=1}^{n_1} V_i ([R(V)]_i + D_i (\beta - \hat{\beta}_{\text{init}}(V)) + \epsilon_i). \end{aligned}$$

Note that $\mathbf{E} V_i \epsilon_i = 0$ and conditioning on \mathcal{O} , $\{\epsilon_i\}_{i \in \mathcal{A}_1}$ are independent sub-gaussian random variables. By Proposition 5.16 of Vershynin (2010), there exist positive constants $C > 0$ and $c > 0$ such that $\mathbb{P} \left(\frac{1}{n_1} \left| \sum_{i=1}^{n_1} V_{ij} \epsilon_i \right| \geq Ct_0 \sqrt{\sum_{i=1}^{n_1} V_{ij}^2 / n_1} \mid \mathcal{O} \right) \leq \exp(-ct_0^2)$. By Condition (R1), we have $\max_{i,j} V_{ij}^2 \leq C \log n$ and apply the union bound and establish

$$\mathbb{P} \left(\left\| \sum_{i=1}^{n_1} V_i \epsilon_i / n_1 \right\|_\infty \geq C \log n_1 / \sqrt{n_1} \right) \leq n_1^{-c}. \quad (77)$$

Similarly to (77), we establish $\mathbb{P} \left(\left\| \frac{1}{n_1} \sum_{i=1}^{n_1} V_i \delta_i \right\|_\infty \geq C \frac{\log n_1}{\sqrt{n_1}} \right) \leq n_1^{-c}$. Together with the expression $\frac{1}{n_1} \sum_{i=1}^{n_1} V_i D_i = \frac{1}{n_1} \sum_{i=1}^{n_1} V_i f_i + \frac{1}{n_1} \sum_{i=1}^{n_1} V_i \delta_i$, we apply Condition (R1) and establish $\mathbb{P} \left(\left| \frac{1}{n_1} \sum_{i=1}^{n_1} V_i D_i \right| \geq C \right) \leq n_1^{-c}$. Together with (77), and Condition (R1), we establish that, with probability larger than $1 - n_1^{-c}$,

$$\|\hat{\pi} - \pi\|_2 \lesssim \|R(V)\|_\infty + \left| \beta - \hat{\beta}_{\text{init}}(V) \right| + \log n / \sqrt{n}. \quad (78)$$

Our proposed estimator $\widehat{\epsilon}(V)$ defined in (20) has the following equivalent expression,

$$\begin{aligned}\widehat{\epsilon}(V) &= P_{V_{\mathcal{A}_1}}^\perp [Y_{\mathcal{A}_1} - D_{\mathcal{A}_1} \widehat{\beta}_{\text{init}}(V)] \\ &= Y_{\mathcal{A}_1} - D_{\mathcal{A}_1} \widehat{\beta}_{\text{init}}(V) - V(V^\top V)^{-1} V^\top (Y_{\mathcal{A}_1} - \widehat{\beta}_{\text{init}}(V) D_{\mathcal{A}_1}) \\ &= Y_{\mathcal{A}_1} - D_{\mathcal{A}_1} \widehat{\beta}_{\text{init}}(V) - V_{\mathcal{A}_1} \widehat{\pi}.\end{aligned}$$

Then we apply (76) and obtain $[\widehat{\epsilon}(V)]_i - \epsilon_i = D_i(\beta - \widehat{\beta}_{\text{init}}(V)) + V_i^\top(\pi - \widehat{\pi}) + R_i(V)$. Together with Condition (R1) and (78), we establish Lemma 5.

D.3. Proof of Lemma 6

Similarly to (56), we decompose $\widetilde{\mathcal{E}}(V_q)$ as $\widetilde{\mathcal{E}}(V_q) = \frac{\text{Err}_1 + \text{Err}_2}{D_{\mathcal{A}_1}^\top \mathbf{M}(V_q) D_{\mathcal{A}_1}}$, where $\text{Err}_1 = \sum_{1 \leq i \neq j \leq n_1} [\mathbf{M}(V_q)]_{ij} \delta_i \epsilon_j$, and

$$\text{Err}_2 = \sum_{i=1}^{n_1} [\mathbf{M}(V_q)]_{ii} (f_i - \widehat{f}_i) (\epsilon_i + [\widehat{\epsilon}(V_{Q_{\max}})]_i - \epsilon_i) + \sum_{i=1}^{n_1} [\mathbf{M}(V_q)]_{ii} \delta_i ([\widehat{\epsilon}(V_{Q_{\max}})]_i - \epsilon_i).$$

We apply the same analysis as that of (58) and establish

$$|\text{Err}_2| \lesssim \sum_{i=1}^{n_1} [\mathbf{M}(V)]_{ii} \left[|f_i - \widehat{f}_i| \left(\sqrt{\log n} + |[\widehat{\epsilon}(V_{Q_{\max}})]_i - \epsilon_i| \right) + \sqrt{\log n} |[\widehat{\epsilon}(V_{Q_{\max}})]_i - \epsilon_i| \right].$$

By Lemma 5 with $V = V_{Q_{\max}}$, we apply the similar argument as that of (55) and establish that

$$\mathbb{P} \left(\left| \widetilde{\mathcal{E}}(V_q) \right| \geq C \frac{\sqrt{\log n} \cdot \eta_n(V_{Q_{\max}}) \cdot \text{Tr}[\mathbf{M}(V_q)] + t_0 \sqrt{\text{Tr}([\mathbf{M}(V_q)]^2)}}{f_{\mathcal{A}_1} \mathbf{M}(V_q) f_{\mathcal{A}_1}} \right) \geq 1 - \exp(-t_0^2)$$

where $\eta_n(V)$ is defined in (30). We establish $\left| \widetilde{\mathcal{E}}(V_q) \right| / \sqrt{H(V_q, V_{q'})} \xrightarrow{P} 0$ under Condition (R3). Similarly, we establish $\left| \widetilde{\mathcal{E}}(V_{q'}) \right| / \sqrt{H(V_q, V_{q'})} \xrightarrow{P} 0$ under Condition (R3). That is, we establish $\frac{1}{\sqrt{H(V_q, V_{q'})}} \left| \widetilde{\mathcal{E}}(V_q) - \widetilde{\mathcal{E}}(V_{q'}) \right| \xrightarrow{P} 0$.

Now we prove $\mathcal{G}_n(V_q, V_{q'}) \xrightarrow{d} N(0, 1)$ and start with the decomposition,

$$\begin{aligned}& \frac{f_{\mathcal{A}_1}^\top \mathbf{M}(V_{q'}) \epsilon_{\mathcal{A}_1}}{D_{\mathcal{A}_1}^\top \mathbf{M}(V_{q'}) D_{\mathcal{A}_1}} - \frac{f_{\mathcal{A}_1}^\top \mathbf{M}(V_q) \epsilon_{\mathcal{A}_1}}{D_{\mathcal{A}_1}^\top \mathbf{M}(V_q) D_{\mathcal{A}_1}} = \frac{f_{\mathcal{A}_1}^\top \mathbf{M}(V_{q'}) \epsilon_{\mathcal{A}_1}}{f_{\mathcal{A}_1}^\top \mathbf{M}(V_{q'}) f_{\mathcal{A}_1}} - \frac{f_{\mathcal{A}_1}^\top \mathbf{M}(V_q) \epsilon_{\mathcal{A}_1}}{f_{\mathcal{A}_1}^\top \mathbf{M}(V_q) f_{\mathcal{A}_1}} \\ & + \frac{f_{\mathcal{A}_1}^\top \mathbf{M}(V_{q'}) \epsilon_{\mathcal{A}_1}}{f_{\mathcal{A}_1}^\top \mathbf{M}(V_{q'}) f_{\mathcal{A}_1}} \left(\frac{f_{\mathcal{A}_1}^\top \mathbf{M}(V_{q'}) f_{\mathcal{A}_1}}{D_{\mathcal{A}_1}^\top \mathbf{M}(V_{q'}) D_{\mathcal{A}_1}} - 1 \right) - \frac{f_{\mathcal{A}_1}^\top \mathbf{M}(V_q) \epsilon_{\mathcal{A}_1}}{f_{\mathcal{A}_1}^\top \mathbf{M}(V_q) f_{\mathcal{A}_1}} \left(\frac{f_{\mathcal{A}_1}^\top \mathbf{M}(V_q) f_{\mathcal{A}_1}}{D_{\mathcal{A}_1}^\top \mathbf{M}(V_q) D_{\mathcal{A}_1}} - 1 \right).\end{aligned}\tag{79}$$

Since the vector S defined in (33) satisfies $\max_{i \in \mathcal{A}_1} S_i^2 / \sum_{i \in \mathcal{A}_1} S_i^2 \rightarrow 0$, we verify the Linderberg condition and establish

$$\frac{1}{\sqrt{H(V_q, V_{q'})}} \left(\frac{f_{\mathcal{A}_1}^\top \mathbf{M}(V_{q'}) \epsilon_{\mathcal{A}_1}}{f_{\mathcal{A}_1}^\top \mathbf{M}(V_{q'}) f_{\mathcal{A}_1}} - \frac{f_{\mathcal{A}_1}^\top \mathbf{M}(V_q) \epsilon_{\mathcal{A}_1}}{f_{\mathcal{A}_1}^\top \mathbf{M}(V_q) f_{\mathcal{A}_1}} \right) \xrightarrow{d} N(0, 1).\tag{80}$$

We apply (49) and (50) and establish that with probability larger than $1 - \exp(-c \min\{t_0^2, t_0\})$ for some positive constants $c > 0$ and $t_0 > 0$,

$$\left| \frac{f_{\mathcal{A}_1}^\top \mathbf{M}(V_q) \epsilon_{\mathcal{A}_1}}{f_{\mathcal{A}_1}^\top \mathbf{M}(V_q) f_{\mathcal{A}_1}} \right| \lesssim \frac{t_0}{\sqrt{\mu(V_q)}}, \quad \text{and} \quad \left| \frac{f_{\mathcal{A}_1}^\top \mathbf{M}(V_q) f_{\mathcal{A}_1}}{D_{\mathcal{A}_1}^\top \mathbf{M}(V_q) D_{\mathcal{A}_1}} - 1 \right| \lesssim \frac{\text{Tr}[\mathbf{M}(V_q)]}{\mu(V_q)} + \frac{t_0}{\sqrt{\mu(V_q)}}.$$

We apply the above inequalities and establish that with probability larger than $1 - \exp(-c \min\{t_0^2, t_0\})$ for some positive constants $c > 0$ and $t_0 > 0$,

$$\begin{aligned} & \frac{1}{\sqrt{H(V_q, V_{q'})}} \left| \frac{f_{\mathcal{A}_1}^\top \mathbf{M}(V_{q'}) \epsilon_{\mathcal{A}_1}}{f_{\mathcal{A}_1}^\top \mathbf{M}(V_{q'}) f_{\mathcal{A}_1}} \left(\frac{f_{\mathcal{A}_1}^\top \mathbf{M}(V_{q'}) f_{\mathcal{A}_1}}{D_{\mathcal{A}_1}^\top \mathbf{M}(V_{q'}) D_{\mathcal{A}_1}} - 1 \right) \right| \\ & \lesssim \frac{1}{\sqrt{H(V_q, V_{q'})}} \frac{t_0}{\sqrt{\mu(V_q)}} \left(\frac{\text{Tr}[\mathbf{M}(V_q)]}{\mu(V_q)} + \frac{t_0}{\sqrt{\mu(V_q)}} \right). \end{aligned}$$

Under the condition (R3), we establish

$$\frac{1}{\sqrt{H(V_q, V_{q'})}} \left| \frac{f_{\mathcal{A}_1}^\top \mathbf{M}(V_q) \epsilon_{\mathcal{A}_1}}{f_{\mathcal{A}_1}^\top \mathbf{M}(V_q) f_{\mathcal{A}_1}} \left(\frac{f_{\mathcal{A}_1}^\top \mathbf{M}(V_q) f_{\mathcal{A}_1}}{D_{\mathcal{A}_1}^\top \mathbf{M}(V_q) D_{\mathcal{A}_1}} - 1 \right) \right| \xrightarrow{p} 0.$$

Similarly, we have $\frac{1}{\sqrt{H(V_q, V_{q'})}} \left| \frac{f_{\mathcal{A}_1}^\top \mathbf{M}(V_{q'}) \epsilon_{\mathcal{A}_1}}{f_{\mathcal{A}_1}^\top \mathbf{M}(V_{q'}) f_{\mathcal{A}_1}} \left(\frac{f_{\mathcal{A}_1}^\top \mathbf{M}(V_{q'}) f_{\mathcal{A}_1}}{D_{\mathcal{A}_1}^\top \mathbf{M}(V_{q'}) D_{\mathcal{A}_1}} - 1 \right) \right| \xrightarrow{p} 0$. The above inequalities and the decomposition (79) imply

$$\left| \mathcal{G}_n(V_q, V_{q'}) - \frac{1}{\sqrt{H(V_q, V_{q'})}} \left(\frac{f_{\mathcal{A}_1}^\top \mathbf{M}(V_{q'}) \epsilon_{\mathcal{A}_1}}{f_{\mathcal{A}_1}^\top \mathbf{M}(V_{q'}) f_{\mathcal{A}_1}} - \frac{f_{\mathcal{A}_1}^\top \mathbf{M}(V_q) \epsilon_{\mathcal{A}_1}}{f_{\mathcal{A}_1}^\top \mathbf{M}(V_q) f_{\mathcal{A}_1}} \right) \right| \xrightarrow{p} 0. \quad (81)$$

Together with (80), we establish $\mathcal{G}_n(V_q, V_{q'}) \xrightarrow{d} N(0, 1)$.

D.4. Proof of Lemma 1

Note that $[\mathbf{M}_{\text{RF}}(V)]^2 = (\Omega)^\top P_{\widehat{V}_{\mathcal{A}_1}}^\perp \Omega (\Omega)^\top P_{\widehat{V}_{\mathcal{A}_1}}^\perp \Omega$, and $\mathbf{M}(V)$ and $[\mathbf{M}_{\text{RF}}(V)]^2$ are positive definite. For a vector $b \in \mathbb{R}^n$, we have

$$b^\top [\mathbf{M}_{\text{RF}}(V)]^2 b = (P_{\widehat{V}_{\mathcal{A}_1}}^\perp \Omega b)^\top \Omega (\Omega)^\top P_{\widehat{V}_{\mathcal{A}_1}}^\perp \Omega b \leq \|P_{\widehat{V}_{\mathcal{A}_1}}^\perp \Omega b\|_2^2 \|\Omega\|_2^2. \quad (82)$$

Let $\|\Omega\|_1$ and $\|\Omega\|_\infty$ denote the matrix 1 and ∞ norm, respectively. Since $\|\Omega\|_1 = 1$ and $\|\Omega\|_\infty = 1$ for the random forests setting, we have the upper bound for the spectral norm $\|\Omega\|_2^2 \leq \|\Omega\|_1 \cdot \|\Omega\|_\infty \leq 1$. Together with (82), we establish (40). Note that $b^\top \mathbf{M}_{\text{RF}}(V) b = b^\top (\Omega)^\top P_{\widehat{V}_{\mathcal{A}_1}}^\perp \Omega b \leq \|\Omega\|_2^2 \|b\|_2^2$, we establish that $\lambda_{\max}(\mathbf{M}_{\text{RF}}(V)) \leq 1$.

We apply the minimax expression of eigenvalues and obtain that

$$\begin{aligned} \lambda_k([\mathbf{M}_{\text{RF}}(V)]^2) &= \max_{U: \dim(U)=k} \min_{u \in U} \frac{u^\top [\mathbf{M}_{\text{RF}}(V)]^2 u}{\|u\|_2^2} \\ &\leq \max_{U: \dim(U)=k} \min_{u \in U} \frac{u^\top \mathbf{M}_{\text{RF}}(V) u}{\|u\|_2^2} = \lambda_k(\mathbf{M}_{\text{RF}}(V)). \end{aligned}$$

where the inequality follows from (40). The above inequality leads to $\text{Tr}([\mathbf{M}_{\text{RF}}(V)]^2) \leq \text{Tr}[\mathbf{M}(V)]$. Since $P_{BW}^\perp P_{V_{BW},W}^\perp = P_{BW}^\perp$, we have

$$\begin{aligned} [\mathbf{M}_{\text{ba}}(V)]^2 &= P_{BW} P_{V_{BW},W}^\perp P_{BW} P_{V_{BW},W}^\perp P_{BW} \\ &= P_{BW} P_{V_{BW},W}^\perp \left(\mathbf{I} - P_{BW}^\perp \right) P_{V_{BW},W}^\perp P_{BW} = P_{BW} P_{V_{BW},W}^\perp P_{BW} = \mathbf{M}_{\text{ba}}(V) \end{aligned}$$

Similar to the above proof, we establish $[\mathbf{M}_{\text{DNN}}(V)]^2 = \mathbf{M}_{\text{DNN}}(V)$. The proof of (42) is the same as that of (40) by replacing (82) with $b^\top [\mathbf{M}_{\text{RF}}(V)]^2 b \leq b^\top \mathbf{M}_{\text{RF}}(V) b \cdot \|\Omega\|_2^2$.

D.5. Proof of Lemma 2

By rewriting Lemma 5, we have that, with probability larger than $1 - n^{-c}$,

$$\max_{1 \leq i \leq n_1} |\widehat{\epsilon}(V)_i - \epsilon_i| \leq C \kappa_n(V), \quad \kappa_n(V) = \sqrt{\log n} \left(\|R(V)\|_\infty + |\beta - \widehat{\beta}_{\text{init}}(V)| + \frac{\log n}{\sqrt{n}} \right). \quad (83)$$

It is sufficient to show

$$\frac{(f_{\mathcal{A}_1}^\top \mathbf{M}(V) f_{\mathcal{A}_1})^2}{\sum_{i=1}^{n_1} \sigma_i^2 [\mathbf{M}(V) f_{\mathcal{A}_1}]_i^2} \frac{\sum_{i=1}^{n_1} [\widehat{\epsilon}(V)]_i^2 [\mathbf{M}(V) D_{\mathcal{A}_1}]_i^2}{(D_{\mathcal{A}_1}^\top \mathbf{M}(V) D_{\mathcal{A}_1})^2} \xrightarrow{p} 1. \quad (84)$$

Note that

$$\frac{\sum_{i=1}^{n_1} [\widehat{\epsilon}(V)]_i^2 [\mathbf{M}(V) D_{\mathcal{A}_1}]_i^2}{\sum_{i=1}^{n_1} \sigma_i^2 [\mathbf{M}(V) f_{\mathcal{A}_1}]_i^2} = \frac{\sum_{i=1}^{n_1} \sigma_i^2 [\mathbf{M}(V) D_{\mathcal{A}_1}]_i^2}{\sum_{i=1}^{n_1} \sigma_i^2 [\mathbf{M}(V) f_{\mathcal{A}_1}]_i^2} \cdot \frac{\sum_{i=1}^{n_1} [\widehat{\epsilon}(V)]_i^2 [\mathbf{M}(V) D_{\mathcal{A}_1}]_i^2}{\sum_{i=1}^{n_1} \sigma_i^2 [\mathbf{M}(V) D_{\mathcal{A}_1}]_i^2}. \quad (85)$$

We further decompose

$$\begin{aligned} \frac{\sum_{i=1}^{n_1} [\widehat{\epsilon}(V)]_i^2 [\mathbf{M}(V) D_{\mathcal{A}_1}]_i^2}{\sum_{i=1}^{n_1} \sigma_i^2 [\mathbf{M}(V) D_{\mathcal{A}_1}]_i^2} - 1 &= \frac{\sum_{i=1}^{n_1} [\widehat{\epsilon}(V) - \epsilon_i + \epsilon_i]^2 [\mathbf{M}(V) D_{\mathcal{A}_1}]_i^2}{\sum_{i=1}^{n_1} \sigma_i^2 [\mathbf{M}(V) D_{\mathcal{A}_1}]_i^2} - 1 \\ &= \frac{\sum_{i=1}^{n_1} [\widehat{\epsilon}(V) - \epsilon_i]^2 [\mathbf{M}(V) D_{\mathcal{A}_1}]_i^2}{\sum_{i=1}^{n_1} \sigma_i^2 [\mathbf{M}(V) D_{\mathcal{A}_1}]_i^2} + \frac{\sum_{i=1}^{n_1} \epsilon_i [\widehat{\epsilon}(V) - \epsilon_i] [\mathbf{M}(V) D_{\mathcal{A}_1}]_i^2}{\sum_{i=1}^{n_1} \sigma_i^2 [\mathbf{M}(V) D_{\mathcal{A}_1}]_i^2} + \frac{\sum_{i=1}^{n_1} (\epsilon_i^2 - \sigma_i^2) [\mathbf{M}(V) D_{\mathcal{A}_1}]_i^2}{\sum_{i=1}^{n_1} \sigma_i^2 [\mathbf{M}(V) D_{\mathcal{A}_1}]_i^2} \end{aligned} \quad (86)$$

Note that $\left| \frac{\sum_{i=1}^{n_1} (\epsilon_i^2 - \sigma_i^2) [\mathbf{M}(V) D_{\mathcal{A}_1}]_i^2}{\sum_{i=1}^{n_1} \sigma_i^2 [\mathbf{M}(V) D_{\mathcal{A}_1}]_i^2} \right| \lesssim \left| \frac{\sum_{i=1}^{n_1} (\epsilon_i^2 - \sigma_i^2) [\mathbf{M}(V) D_{\mathcal{A}_1}]_i^2}{\sum_{i=1}^{n_1} [\mathbf{M}(V) D_{\mathcal{A}_1}]_i^2} \right|$. Define the vector $a \in \mathbb{R}^{n_1}$ with $a_i = \frac{[\mathbf{M}(V) D_{\mathcal{A}_1}]_i^2}{\sum_{i=1}^{n_1} [\mathbf{M}(V) D_{\mathcal{A}_1}]_i^2}$ and we have $\|a\|_1 = 1$ and $\|a\|_2^2 \leq \|a\|_\infty$. By applying Proposition 5.16 of Vershynin (2010), we establish that,

$$\mathbb{P} \left(\left| \sum_{i=1}^{n_1} a_i (\epsilon_i^2 - \sigma_i^2) \right| \geq t_0 K \|a\|_\infty \mid \mathcal{O} \right) \leq \exp(-c \min\{t_0^2, t_0\}). \quad (87)$$

By the condition $\|a\|_\infty \xrightarrow{p} 0$ and $\kappa_n(V)^2 + \sqrt{\log n} \kappa_n(V) \xrightarrow{p} 0$, we establish

$$\sum_{i=1}^{n_1} [\widehat{\epsilon}(V)]_i^2 [\mathbf{M}(V) D_{\mathcal{A}_1}]_i^2 / \sum_{i=1}^{n_1} \sigma_i^2 [\mathbf{M}(V) D_{\mathcal{A}_1}]_i^2 \xrightarrow{p} 1.$$

By (85) and $\sum_{i=1}^{n_1} \sigma_i^2 [\mathbf{M}(V) D_{\mathcal{A}_1}]_i^2 / \sum_{i=1}^{n_1} \sigma_i^2 [\mathbf{M}(V) f_{\mathcal{A}_1}]_i^2 \xrightarrow{p} 1$, and $\frac{(f_{\mathcal{A}_1}^\top \mathbf{M}(V) f_{\mathcal{A}_1})^2}{(D_{\mathcal{A}_1}^\top \mathbf{M}(V) D_{\mathcal{A}_1})^2} \xrightarrow{p} 1$, we establish (84).

E. Additional Simulation Results

E.1. Additional Results for the Binary IV

We consider an additional simulation setting with a binary IV. We set $p = 20$, $\beta = 1$, and generate $X_i \in \mathbb{R}^p$ in the same way as Models 1 and 2. We generate a binary IV as $Z_i = \mathbf{1}(\Phi(X_{i,6}^*) > 0.6)$ and consider the following way of generating f and g .

- Model 4 (binary IV): $f(Z_i, X_i) = Z_i \cdot (1 + a \cdot \sum_{j=1}^5 X_{ij}) - \sum_{j=1}^p 0.3X_{ij}$, and $g(Z_i, X_i) = Z_i + 0.2 \cdot \sum_{j=1}^p X_{ij}$.

We specify $\mathcal{V}_1 = \{z\}$ and implement TSCI with random forests as detailed in Algorithm 1 in the main paper.

			TSCI-RF										RF-Init	
Error	a	n	Bias			Length			Coverage			Invalidity	Bias	Coverage
			Oracle	Comp	Robust	Oracle	Comp	Robust	Oracle	Comp	Robust		Oracle	Oracle
1	0.0	1000	0.49	0.51	0.49	0.32	0.31	0.32	0.02	0.02	0.02	0.92	0.50	0.00
		3000	0.50	0.51	0.50	0.30	0.29	0.30	0.02	0.02	0.02	0.95	0.50	0.00
		5000	0.49	0.50	0.49	0.27	0.27	0.27	0.01	0.01	0.01	0.98	0.50	0.00
	0.5	1000	0.13	0.17	0.13	0.40	0.32	0.40	0.66	0.59	0.66	0.68	0.25	0.31
		3000	0.04	0.04	0.04	0.30	0.30	0.30	0.82	0.82	0.82	0.99	0.14	0.52
		5000	0.02	0.02	0.02	0.25	0.25	0.25	0.82	0.82	0.82	1.00	0.11	0.58
	1.0	1000	0.00	0.02	0.00	0.31	0.28	0.31	0.88	0.80	0.88	0.85	0.06	0.84
		3000	0.00	0.00	0.00	0.19	0.19	0.19	0.93	0.93	0.93	1.00	0.02	0.91
		5000	0.00	0.00	0.00	0.15	0.15	0.15	0.93	0.93	0.93	1.00	0.02	0.89
2	0.0	1000	0.60	0.63	0.60	0.36	0.33	0.36	0.01	0.01	0.01	0.80	0.60	0.00
		3000	0.60	0.61	0.60	0.31	0.29	0.31	0.01	0.01	0.01	0.90	0.60	0.00
		5000	0.60	0.61	0.60	0.28	0.26	0.28	0.00	0.00	0.00	0.92	0.60	0.00
	0.5	1000	0.11	0.16	0.11	0.41	0.32	0.41	0.69	0.62	0.69	0.68	0.26	0.31
		3000	0.03	0.03	0.03	0.29	0.29	0.29	0.83	0.83	0.83	1.00	0.14	0.48
		5000	0.01	0.01	0.01	0.24	0.24	0.24	0.88	0.88	0.88	1.00	0.11	0.57
	1.0	1000	0.00	0.02	0.00	0.30	0.28	0.30	0.93	0.87	0.93	0.90	0.06	0.88
		3000	0.00	0.00	0.00	0.18	0.18	0.18	0.94	0.94	0.94	1.00	0.03	0.89
		5000	0.00	0.00	0.00	0.14	0.14	0.14	0.96	0.96	0.96	1.00	0.02	0.91

Table S1: Bias, length, and coverage (at nominal level 0.95) for Model 4 (binary IV) with Error distributions 1 and 2. The columns indexed with “TSCI-RF” corresponds to our proposed TSCI with the random forests, where the columns indexed with “Bias”, “Length”, and “Coverage” correspond to the absolute bias of the point estimator, the length and empirical coverage of the constructed confidence interval respectively. The columns indexed with “Oracle”, “Comp” and “Robust” correspond to the TSCI estimators with \mathcal{V}_q selected by the oracle knowledge, the comparison method, and the robust method. The column indexed with “Invalidity” reports the proportion of detecting the proposed IV as invalid. The columns indexed with “RF-Init” correspond to the RF estimators without bias correction but with the oracle knowledge of the best \mathcal{V}_q .

In Table S2, we demonstrate our proposed TSCI method for Model 4 with both homoscedastic and heteroscedastic errors. The observations are coherent with those for Models 1 and 2 in Section 5 in the main paper. The main difference between the binary IV (Model 4) and the continuous IV (Models 1 and 2) is that the treatment effect is not identifiable for $a = 0$, which happens only for the binary IV setting. However, with a non-zero interaction and a relatively large sample size, our proposed TSCI methods achieve the desired coverage.

E.2. Binary Treatment

We consider the binary treatment setting and explore the finite-sample performance of our proposed TSCI method. We consider the outcome model $Y_i = D_i\beta + Z_i + 0.2 \cdot \sum_{j=1}^p X_{ij} + \epsilon_i$ with $\beta = 1$ and $p = 20$. We generate ϵ_i and δ_i following Error distribution 1. We generate the binary treatment D_i with the conditional mean as

$$\mathbf{E}(D_i | Z_i, X_i) = \frac{\exp(f(Z_i, X_i) + \delta_i)}{1 + \exp(f(Z_i, X_i) + \delta_i)},$$

where $f(Z_i, X_i)$ is specified in the following two ways.

- Model 1 (continuous IV): generate Z_i, X_i and $f(Z_i, X_i)$ as Model 1 in the main paper.
- Model 4 (binary IV): we generate $f(Z_i, X_i) = Z_i \cdot (1 + a \cdot \sum_{j=1}^5 X_{ij}) - \sum_{j=1}^p 0.3X_{ij}$, which is the same as Model 4 in Section E.1.

			TSCI-RF										RF-Init		TSCI-RF
Setting	a	n	Bias			Length			Coverage			Invalidity	Bias	Coverage	Weak IV
			Orac	Comp	Robust	Orac	Comp	Robust	Orac	Comp	Robust		Orac	Orac	
1	0.0	1000	0.00	0.00	0.00	1.08	1.08	1.08	0.92	0.92	0.92	1.00	0.05	0.94	0.99
		3000	0.01	0.01	0.00	0.59	0.59	0.61	0.94	0.93	0.93	1.00	0.00	0.95	0.00
		5000	0.00	0.00	0.01	0.44	0.45	0.89	0.94	0.93	0.95	1.00	0.01	0.94	0.00
	0.5	1000	0.03	0.03	0.03	1.12	1.12	1.12	0.90	0.90	0.90	1.00	0.07	0.94	0.99
		3000	0.00	0.00	0.00	0.62	0.62	0.62	0.93	0.93	0.93	1.00	0.01	0.94	0.00
		5000	0.00	0.00	0.01	0.45	0.45	0.68	0.94	0.93	0.93	1.00	0.01	0.94	0.00
	1.0	1000	0.01	0.01	0.01	1.22	1.22	1.22	0.92	0.92	0.92	1.00	0.04	0.95	0.99
		3000	0.01	0.01	0.00	0.66	0.66	0.67	0.95	0.95	0.95	1.00	0.01	0.96	0.00
		5000	0.00	0.00	0.00	0.49	0.49	0.62	0.93	0.93	0.93	1.00	0.01	0.94	0.00
	1.5	1000	0.01	0.01	0.01	1.30	1.30	1.30	0.89	0.89	0.89	1.00	0.06	0.94	1.00
		3000	0.00	0.00	0.00	0.73	0.73	0.74	0.95	0.95	0.95	1.00	0.01	0.96	0.01
		5000	0.00	0.00	0.01	0.53	0.54	0.82	0.93	0.92	0.93	1.00	0.01	0.94	0.00
4	0.0	1000	0.37	0.37	0.37	1.62	1.62	1.62	0.66	0.66	0.66	0.93	0.41	0.78	1.00
		3000	0.41	0.41	0.41	1.25	1.25	1.25	0.60	0.60	0.60	1.00	0.42	0.72	1.00
		5000	0.35	0.35	0.35	1.05	1.05	1.05	0.61	0.61	0.61	1.00	0.40	0.65	1.00
	0.5	1000	0.30	0.30	0.30	1.21	1.21	1.21	0.65	0.65	0.65	1.00	0.36	0.77	1.00
		3000	0.21	0.21	0.21	1.18	1.18	1.18	0.73	0.73	0.73	1.00	0.29	0.83	1.00
		5000	0.10	0.10	0.10	1.09	1.09	1.09	0.82	0.82	0.82	1.00	0.22	0.89	1.00
	1.0	1000	0.16	0.20	0.16	1.35	1.30	1.35	0.77	0.77	0.77	0.93	0.26	0.87	1.00
		3000	0.03	0.03	0.03	1.11	1.10	1.11	0.88	0.88	0.88	0.99	0.11	0.94	1.00
		5000	0.00	0.00	0.00	0.92	0.92	0.92	0.89	0.89	0.89	1.00	0.07	0.93	0.57
	1.5	1000	0.06	0.22	0.06	1.59	1.31	1.59	0.83	0.67	0.83	0.75	0.18	0.93	1.00
		3000	0.01	0.02	0.01	1.14	1.13	1.14	0.90	0.90	0.90	0.98	0.08	0.93	0.87
		5000	0.00	0.00	0.00	0.91	0.91	0.91	0.93	0.93	0.93	1.00	0.04	0.95	0.02

Table S2: Bias, length, and coverage (at nominal level 0.95) for binary treatment model with Model 1 (continuous IV) and Model 4 (binary IV). The columns indexed with “TSCI-RF” corresponds to our proposed TSCI with the random forests, where the columns indexed with “Bias”, “Length”, and “Coverage” correspond to the absolute bias of the point estimator, the length and empirical coverage of the constructed confidence interval respectively. The columns indexed with “Oracle”, “Comp” and “Robust” correspond to the TSCI estimators with \mathcal{V}_q selected by the oracle knowledge, the comparison method, and the robust method. The column indexed with “Invalidity” reports the proportion of detecting the proposed IV as invalid. The columns indexed with “RF-Init” correspond to the RF estimators without bias correction but with the oracle knowledge of the best \mathcal{V}_q . The column indexed with “Weak IV” stands for the proportion out of 500 simulations reporting $Q_{\max} < 1$.

The binary treatment result is summarized in Table E.2. The main observation is similar to those for the continuous treatment reported in the main paper. We shall point out the major differences in the following. The settings with the binary treatment are in general more challenging since the IV strength is relatively weak. To measure this, we have reported the column indexed with “weak IV” standing for the proportion of simulations with $Q_{\max} < 1$. For settings where our proposed generalized IV strength is strong such that $Q_{\max} \geq 1$, our proposed TSCI method achieves the desired coverage level. Even when the generalized IV strength leads to $Q_{\max} < 1$, our proposed (oracle) TSCI may still achieve the desired coverage level for setting 1. As a remark, even if $Q_{\max} < 1$, we still set $Q_{\max} = 1$ and implement Algorithm 1 in the main paper to select the index by comparison or robust methods.

E.3. Comparison with $\hat{\beta}_{EE}(V)$

We compare our proposed estimator with

$$\hat{\beta}_{EE}(V) = \frac{Y_{\mathcal{A}_1}^\top P_{V_{\mathcal{A}_1}}^\perp \hat{f}_{\mathcal{A}_1}}{D_{\mathcal{A}_1}^\top P_{V_{\mathcal{A}_1}}^\perp \hat{f}_{\mathcal{A}_1}}. \quad (88)$$

by varying the generalized IV strength. We consider the data being generated in the same way as Model 1 and Error distribution 1 in the main paper, with the only difference as setting $f(Z_i, X_i)$ as

$$f(Z_i, X_i) = -\frac{25}{12} + Z_i + b \cdot (Z_i^2 + \frac{1}{8}Z_i^4) + Z_i \cdot (a \cdot \sum_{j=1}^5 X_{ij}) - 0.3 \cdot \sum_{j=1}^p X_{ij}. \quad (89)$$

We consider both settings with $\text{vio}=1$ and $\text{vio}=2$. For $\text{vio}=1$, we consider the no interaction setting with $a = 0$ and vary b across $\{0.1, 0.125, 0.15, 0.20, 1\}$. For $\text{vio}=2$, we set $b = 1$ and vary the interaction value a across $\{0, 0.5, 1\}$. In general, the larger values of a and b indicate a larger generalized IV strength. The comparison is reported in Table S3. If the IVs become weak after adjusting the violation, $\hat{\beta}_{EE}(V)$ has an inflated bias and variance while our proposed TSCI method performs much more stably. When the IV becomes strong, then $\hat{\beta}_{EE}(V)$ has a comparable performance to our proposed TSCI estimator.

E.4. Homoscedastic and heteroscedastic settings

We present the additional results for homoscedastic regression errors. For Model 1, we further report the mean absolute bias and the confidence interval length in Tables S4 and S5, respectively. TSLS has a large bias due to the existence of invalid IVs; even in the oracle setting with the prior knowledge of the best \mathcal{V}_q approximating g , RF-Full, and RF-Plug have a large bias, and RF-Init has a large bias for $\text{vio}=2$. Our proposed TSCI method corrects the bias effectively. This explains why TSLS, RF-Full, RF-Plug, and RF-Init fail to have correct coverage probability 0.95. In table S5, the lengths of confidence intervals by TSCI-RF are in general smaller than those by TSCI-ba due to the reason that TSCI-RF tends to capture the more complex relationship and leads to

Vio=1, a = 0											
b	n	Bias			Coverage			Length		IV Strength	Weak IV
		TSCI-RF	RF-Init	RF-EE	TSCI-RF	RF-Init	RF-EE	TSCI-RF	RF-EE	TSCI-RF	TSCI-RF
0.10	1000	0.10	0.23	90.61	0.70	0.53	0.91	0.53	34426.03	2.83	1.00
	3000	0.02	0.11	0.01	0.88	0.79	0.97	0.44	0.87	17.55	0.96
	5000	0.00	0.07	0.02	0.93	0.88	0.98	0.37	0.60	35.56	0.56
0.125	1000	0.06	0.18	0.57	0.79	0.65	0.97	0.51	47.63	3.64	1.00
	3000	0.01	0.08	0.01	0.90	0.84	0.97	0.39	0.59	24.46	0.67
	5000	0.00	0.05	0.01	0.92	0.87	0.97	0.32	0.41	51.03	0.07
0.15	1000	0.04	0.15	0.00	0.82	0.72	0.97	0.48	1.20	4.53	1.00
	3000	0.00	0.06	0.01	0.92	0.87	0.97	0.35	0.44	31.83	0.31
	5000	0.01	0.05	0.00	0.92	0.89	0.95	0.28	0.32	68.29	0.00
0.20	1000	0.02	0.10	0.01	0.89	0.79	0.97	0.44	0.63	6.65	1.00
	3000	0.01	0.03	0.00	0.93	0.90	0.96	0.29	0.30	47.94	0.01
	5000	0.01	0.02	0.00	0.92	0.91	0.94	0.23	0.22	106.80	0.00
1	1000	0.00	0.00	0.00	0.93	0.93	0.96	0.10	0.09	279.07	0.00
	3000	0.00	0.00	0.00	0.95	0.94	0.97	0.05	0.05	2273.12	0.00
	5000	0.00	0.00	0.00	0.96	0.96	0.95	0.04	0.04	4911.53	0.00

Vio = 2, b = 1											
a	n	Bias			Coverage			Length		IV Strength	Weak IV
		TSCI-RF	RF-Init	RF-EE	TSCI-RF	RF-Init	RF-EE	TSCI-RF	RF-EE	TSCI-RF	TSCI-RF
0.0	1000	0.24	0.33	1930.84	0.48	0.24	0.98	0.48	6441243.82	2.62	0.00
	3000	0.07	0.19	3.99	0.78	0.58	0.98	0.43	1020.11	13.60	0.00
	5000	0.03	0.14	0.00	0.85	0.66	0.96	0.37	1.03	27.94	0.00
0.5	1000	0.04	0.12	0.13	0.84	0.64	0.98	0.31	6.76	7.72	0.00
	3000	0.01	0.05	0.00	0.87	0.77	0.94	0.19	0.25	57.10	0.00
	5000	0.00	0.04	0.00	0.93	0.83	0.96	0.15	0.17	129.58	0.00
1.0	1000	0.00	0.03	0.00	0.91	0.89	0.96	0.17	0.24	28.42	0.00
	3000	0.00	0.01	0.00	0.93	0.90	0.96	0.09	0.10	272.83	0.00
	5000	0.00	0.01	0.00	0.93	0.92	0.96	0.07	0.07	660.27	0.00

Table S3: Comparison of TSCI and $\hat{\beta}_{EE}(V)$ in terms of Bias, length, and coverage (at nominal level 0.95) for the model (89). The columns indexed with “TSCI-RF”, “RF-EE”, and “RF-Init” corresponds to our proposed TSCI with the random forests, $\hat{\beta}_{EE}(V)$ defined in (88), and the RF estimators without bias correction, respectively. All methods are implemented with the best \mathcal{V}_q determined by the oracle knowledge. The columns indexed with “Bias”, “Length”, and “Coverage” correspond to the absolute bias of the point estimator, the length and empirical coverage of the constructed confidence interval respectively. The columns indexed with “IV strength” stands for the average generalized IV strength over 500 simulations. The column indexed with “Weak IV” stands for the proportion out of 500 simulations reporting $Q_{\max} < 1$.

stronger IVs. The robust selection methods typically lead to longer confidence intervals since more violation forms might be adjusted with the robust selection. For Model 2, we report the empirical coverage in Table S6. The observations for Model 2 are generally similar to those for Model 1.

			TSCI-RF			TSCI-ba			TSLs	Other RF(oracle)		
vio	a	n	Oracle	Comp	Robust	Oracle	Comp	Robust		Init	Plug	Full
1	0.0	1000	0.00	0.00	0.00	0.00	0.00	0.01	1.00	0.00	0.14	0.02
		3000	0.00	0.00	0.00	0.00	0.00	0.02	1.00	0.00	0.08	0.01
		5000	0.00	0.00	0.00	0.00	0.00	0.01	1.00	0.00	0.06	0.01
	0.5	1000	0.00	0.00	0.00	0.00	0.00	0.01	0.44	0.00	0.12	0.02
		3000	0.00	0.00	0.00	0.00	0.00	0.01	0.44	0.00	0.08	0.01
		5000	0.00	0.00	0.00	0.00	0.00	0.01	0.45	0.00	0.07	0.01
	1.0	1000	0.00	0.00	0.00	0.00	0.00	0.01	0.29	0.00	0.12	0.02
		3000	0.00	0.00	0.00	0.00	0.00	0.01	0.29	0.00	0.10	0.01
		5000	0.00	0.00	0.00	0.00	0.00	0.01	0.29	0.00	0.09	0.01
2	0.0	1000	0.24	0.69	0.69	0.05	0.65	0.65	1.00	0.33	0.98	0.41
		3000	0.07	0.69	0.69	0.02	0.04	0.03	1.00	0.19	0.81	0.37
		5000	0.03	0.67	0.67	0.02	0.01	0.01	1.00	0.14	0.74	0.35
	0.5	1000	0.04	0.60	0.60	0.04	0.56	0.55	0.44	0.12	0.55	0.21
		3000	0.01	0.01	0.01	0.01	0.02	0.01	0.44	0.05	0.03	0.17
		5000	0.00	0.00	0.00	0.01	0.01	0.01	0.44	0.04	0.11	0.16
	1.0	1000	0.00	0.01	0.01	0.03	0.53	0.53	0.29	0.03	0.18	0.08
		3000	0.00	0.00	0.00	0.01	0.04	0.03	0.29	0.01	0.39	0.06
		5000	0.00	0.00	0.00	0.01	0.00	0.00	0.29	0.01	0.37	0.06

Table S4: Mean absolute bias for Model 1 with Error distribution 1. The columns indexed with “TSCI-RF” and “TSCI-ba” correspond to our proposed TSCI with the random forests and the B-spline, where the columns indexed with “Oracle”, “Comp” and “Robust” correspond to the estimators with \mathcal{V}_q selected by the oracle knowledge, the comparison method, and the robust method. The columns index “TSLs” corresponds to the TSLs estimator. The columns indexed with “Init”, “Plug”, “Full” correspond to the RF estimators without bias correction, the plug-in RF estimator and the no data-splitting RF estimator, with the oracle knowledge of the best \mathcal{V}_q .

In table S7, we consider Model 1 with Error distribution 2 and compare the performance of RF-Init and our proposed TSCI with random forests. The results are similar to that for Model 2 in table 3. We note that TSCI effectively corrects the bias of the RF-Init.

			TSCI-RF			TSCI-ba			TSLs	Other RF(oracle)		
vio	a	n	Oracle	Comp	Robust	Oracle	Comp	Robust		Init	Plug	Full
1	0.0	1000	0.10	0.10	0.10	0.07	0.08	0.12	0.25	0.10	0.10	0.07
		3000	0.05	0.05	0.05	0.04	0.05	0.46	0.14	0.05	0.06	0.04
		5000	0.04	0.04	0.05	0.03	0.03	0.36	0.11	0.04	0.04	0.03
	0.5	1000	0.09	0.09	0.09	0.07	0.07	0.14	0.07	0.09	0.09	0.07
		3000	0.05	0.05	0.19	0.04	0.04	0.38	0.04	0.05	0.05	0.04
		5000	0.04	0.04	0.15	0.03	0.03	0.30	0.03	0.04	0.04	0.03
	1.0	1000	0.08	0.09	0.17	0.06	0.06	0.10	0.04	0.08	0.08	0.06
		3000	0.05	0.05	0.09	0.04	0.04	0.31	0.02	0.05	0.04	0.03
		5000	0.03	0.03	0.07	0.03	0.03	0.25	0.02	0.03	0.03	0.03
2	0.0	1000	0.48	0.09	0.09	0.79	0.10	0.11	0.14	0.48	0.82	0.23
		3000	0.43	0.05	0.05	0.46	0.45	0.46	0.08	0.43	0.49	0.15
		5000	0.37	0.04	0.04	0.36	0.36	0.37	0.06	0.37	0.39	0.12
	0.5	1000	0.31	0.09	0.09	0.66	0.13	0.13	0.05	0.31	0.58	0.18
		3000	0.19	0.19	0.19	0.38	0.38	0.38	0.03	0.19	0.26	0.10
		5000	0.15	0.15	0.15	0.30	0.30	0.30	0.02	0.15	0.18	0.08
	1.0	1000	0.17	0.17	0.17	0.56	0.10	0.10	0.04	0.17	0.27	0.11
		3000	0.09	0.09	0.09	0.32	0.31	0.31	0.02	0.09	0.13	0.06
		5000	0.07	0.07	0.07	0.25	0.25	0.25	0.02	0.07	0.09	0.05

Table S5: Average confidence interval length for Model 1 with Error distribution 1. The columns indexed with “TSCI-RF” “TSCI-ba” correspond to our proposed TSCI with the random forests and the B-spline, where the columns indexed with “Oracle”, “Comp” and “Robust” correspond to the estimators with \mathcal{V}_q selected by the oracle knowledge, the comparison method, and the robust method. The columns index “TSLs” corresponds to the TSLs estimator. The columns indexed with “Init”, “Plug”, “Full” correspond to the RF estimators without bias correction, the plug-in RF estimator and the no data-splitting RF estimator, with the oracle knowledge of the best \mathcal{V}_q .

vio	a	n	TSCI-RF			Invalidity	TSCI-ba			TSLs	Other RF(oracle)		
			Oracle	Comp	Robust	TSCI-RF	Oracle	Comp	Robust		Init	Plug	Full
1	0.0	1000	0.86	0.86	0.86	1.00	0.92	0.92	0.91	0.42	0.82	0.07	0.06
		3000	0.96	0.96	0.95	1.00	0.95	0.95	0.95	0.03	0.96	0.00	0.11
		5000	0.95	0.95	0.95	1.00	0.95	0.95	0.95	0.00	0.93	0.00	0.07
	0.5	1000	0.92	0.92	0.92	1.00	0.95	0.95	0.94	0.00	0.91	0.00	0.23
		3000	0.93	0.93	0.94	1.00	0.93	0.93	0.93	0.00	0.93	0.00	0.13
		5000	0.95	0.95	0.95	1.00	0.95	0.95	0.94	0.00	0.95	0.00	0.08
	1.0	1000	0.94	0.93	0.93	1.00	0.96	0.96	0.95	0.00	0.94	0.00	0.23
		3000	0.95	0.95	0.95	1.00	0.95	0.95	0.95	0.00	0.95	0.00	0.09
		5000	0.94	0.94	0.94	1.00	0.95	0.95	0.95	0.00	0.93	0.00	0.03
2	0.0	1000	0.82	0.16	0.16	0.99	0.94	0.94	0.94	0.41	0.69	0.09	0.06
		3000	0.95	0.95	0.96	1.00	0.94	0.94	0.95	0.03	0.94	0.00	0.09
		5000	0.95	0.95	0.96	1.00	0.94	0.94	0.93	0.00	0.94	0.00	0.11
	0.5	1000	0.94	0.89	0.88	0.97	0.93	0.93	0.94	0.00	0.92	0.00	0.24
		3000	0.93	0.93	0.93	1.00	0.94	0.94	0.95	0.00	0.93	0.00	0.15
		5000	0.96	0.96	0.95	1.00	0.95	0.95	0.95	0.00	0.95	0.00	0.07
	1.0	1000	0.92	0.92	0.92	1.00	0.95	0.95	0.95	0.00	0.91	0.00	0.19
		3000	0.95	0.95	0.95	1.00	0.95	0.95	0.94	0.00	0.94	0.00	0.06
		5000	0.95	0.95	0.94	1.00	0.97	0.97	0.96	0.00	0.93	0.00	0.03

Table S6: Empirical coverage for Model 2 with Error distribution 1. The columns indexed with “TSCI-RF” “TSCI-ba” correspond to our proposed TSCI with the random forests and the B-spline, where the columns indexed with “Oracle”, “Comp” and “Robust” correspond to the estimators with \mathcal{V}_q selected by the oracle knowledge, the comparison method, and the robust method. The column indexed with “Invalidity” reports the proportion of detecting the proposed IV as invalid. The columns index “TSLs” corresponds to the TSLs estimator. The columns indexed with “Init”, “Plug”, “Full” correspond to the RF estimators without bias correction, the plug-in RF estimator and the no data-splitting RF estimator, with the oracle knowledge of the best \mathcal{V}_q .

			TSCI-RF										RF-Init	
vio	a	n	Bias			Length			Coverage			Invalidity	Bias	Coverage
			Oracle	Comp	Robust	Oracle	Comp	Robust	Oracle	Comp	Robust		Oracle	Oracle
1	0.0	1000	0.00	0.00	0.00	0.15	0.15	0.15	0.92	0.92	0.92	1.00	0.01	0.92
		3000	0.00	0.00	0.00	0.08	0.08	0.08	0.96	0.96	0.96	1.00	0.00	0.95
		5000	0.00	0.00	0.00	0.06	0.06	0.06	0.94	0.93	0.93	1.00	0.00	0.94
	0.5	1000	0.00	0.00	0.00	0.13	0.13	0.13	0.94	0.94	0.94	1.00	0.01	0.93
		3000	0.00	0.00	0.01	0.08	0.08	0.25	0.94	0.90	0.88	1.00	0.00	0.94
		5000	0.00	0.00	0.00	0.06	0.06	0.20	0.95	0.92	0.89	1.00	0.00	0.95
	1.0	1000	0.00	0.00	0.01	0.11	0.12	0.20	0.92	0.90	0.91	1.00	0.01	0.92
		3000	0.00	0.00	0.00	0.06	0.06	0.13	0.95	0.94	0.92	1.00	0.00	0.94
		5000	0.00	0.00	0.00	0.05	0.05	0.10	0.95	0.94	0.94	1.00	0.00	0.94
2	0.0	1000	0.38	0.69	0.69	0.47	0.11	0.11	0.28	0.00	0.00	1.00	0.47	0.09
		3000	0.17	0.69	0.69	0.47	0.07	0.07	0.59	0.00	0.00	1.00	0.32	0.26
		5000	0.09	0.68	0.68	0.44	0.05	0.05	0.70	0.00	0.00	1.00	0.25	0.38
	0.5	1000	0.07	0.61	0.61	0.36	0.11	0.11	0.75	0.00	0.00	0.89	0.20	0.40
		3000	0.02	0.03	0.03	0.25	0.25	0.25	0.90	0.88	0.89	1.00	0.09	0.68
		5000	0.00	0.00	0.00	0.20	0.20	0.20	0.89	0.89	0.89	1.00	0.06	0.75
	1.0	1000	0.01	0.12	0.12	0.23	0.20	0.20	0.91	0.71	0.71	1.00	0.05	0.85
		3000	0.00	0.00	0.00	0.13	0.13	0.13	0.94	0.94	0.94	1.00	0.02	0.89
		5000	0.00	0.00	0.00	0.10	0.10	0.10	0.92	0.92	0.92	1.00	0.01	0.91

Table S7: Bias, length, and coverage for Model 1 with Error distribution 2. The columns indexed with “TSCI-RF” corresponds to our proposed TSCI with the random forests, where the columns indexed with “Bias”, “Length”, and “Coverage” correspond to the absolute bias of the point estimator, the length and empirical coverage of the constructed confidence interval respectively. The columns indexed with “Oracle”, “Comp” and “Robust” correspond to the TSCI estimators with \mathcal{V}_q selected by the oracle knowledge, the comparison method, and the robust method. The column indexed with “Invalidity” reports the proportion of detecting the proposed IV as invalid. The columns indexed with “RF-Init” correspond to the RF estimators without bias correction but with the oracle knowledge of the best \mathcal{V}_q .