

Two Stage Curvature Identification with Machine Learning: Causal Inference with Possibly Invalid Instrumental Variables

Zijian Guo and Peter Bühlmann

Abstract

Instrumental variables regression is a popular causal inference method for endogenous treatment. A significant concern in practical applications is the validity and strength of instrumental variables. This paper aims to perform causal inference when all instruments are possibly invalid. To do this, we propose a novel methodology called two stage curvature identification (TSCI) together with a generalized concept to measure the strengths of possibly invalid instruments: such invalid instruments can still be used for inference in our framework. We fit the treatment model with a general machine learning method and propose a novel bias correction method to remove the overfitting bias from machine learning methods. Among a collection of spaces of violation functions, we choose the best one by evaluating invalid instrumental variables' strength. We demonstrate our proposed TSCI methodology in a large-scale simulation study and revisit the important economics question on the effect of education on earnings.

1 Introduction

Observational studies are major sources for inferring causal effects when randomized experiments are not feasible. But such causal inference from observational studies requires strong assumptions and may be invalid due to the presence of unmeasured confounders. The instrumental variable (IV) regression is a practical and highly popular causal inference approach in the presence of unmeasured confounders. The IVs are required to satisfy three main assumptions: conditioning on the baseline covariates,

- (A1) the IVs are associated with the treatment variable;
- (A2) the IVs are not associated with the unmeasured confounders;
- (A3) the IVs do not directly affect the outcome variable.

Despite the popularity of the IV method, there is a major concern on whether the used IVs satisfy (A1)-(A3) in practical applications. Assumption (A1) requires the IV to be strongly associated with the treatment variable, which can be checked with an F test in the first stage linear regression model. Inference with the assumption (A1) being violated has been actively investigated under the name of weak IV. Notable works along this direction include [2, 41, 14, 48, 49, 47, 30, 39]. Assumptions (A2) and (A3) are the exclusion restriction assumptions, ensuring that the IV only affects the outcome through the treatment. We shall refer to an IV as an invalid IV if it violates either (A2) or (A3). Most empirical analysis rely on external knowledge to justify assumptions (A2) and (A3) are plausibly satisfied. We propose here a framework which does not rely on such additional assumptions as we believe that there is a great need to develop a causal inference method which is robust against IVs violating the classical assumptions.

1.1 Our results and contribution

We focus on the setting where all IVs are allowed to be invalid and the errors of the outcome and treatment models can be either homoscedastic or heteroscedastic. We propose a novel two stage curvature identification (TSCI) method to make inferences for the treatment effect. A key assumption is that the violations arise from different functional forms than the association between the instrument and the treatment; that is, we exclude “special coincidences” such as the violations as well as the association between instrument and treatment are all linear. An important operational step is to fit the treatment model with a machine learning algorithm, e.g., random forests, boosting, or deep neural network. This is helpful to capture a general non-linear relationship between treatment and the IVs. By generalizing the concentration parameter [49, 2, 21], we introduce a generalized IV strength measure for TSCI with invalid IVs.

We show that our developed TSCI methodology yields a consistent estimator of the treatment effect assuming the above mentioned “different functional form” of violations and instrument-treatment association. In addition, we show that the TSCI estimator is asymptotically normal, when the generalized IV strength measure is sufficiently large. The convergence rate is $1/\sqrt{n}$ for the favorable setting with strong generalized IV strength.

We argue that an additional bias correction of the machine learning driven first stage of TSCI must be developed and performed. The reason is that a direct application of machine learning algorithms to the endogenous treatment model may lead to overfitting bias: the first-stage predicted values by machine learning algorithms (e.g., random forests) might still be endogenous due to the overfitting nature; see Remark 3.

Furthermore, we show that a data-adaptive construction of violation function spaces is important for reliable performance: a best violation space is selected according to our novel generalized IV strength measure when comparing various TSCI estimators given by different function spaces. We construct a confidence interval for the treatment effect with this best violation space and establish that it achieves the desired coverage level asymptotically. We demonstrate its finite sample performance in a large-scale simulation study.

To sum up, the contribution of the current paper is two-folded:

1. Our proposed TSCI method is a robust instrumental variable approach allowing for invalid IVs. TSCI conducts self-checking of the IV assumptions by exploring a non-linear relationship between the treatment and IVs. TSCI leads to more reliable causal conclusion than the existing methods by allowing for a broad class of invalid IVs.
2. We integrate machine learning algorithms into the TSCI method. A methodological novelty of TSCI is its bias correction in the second stage, which addresses the issue of overfitting bias due to the machine learning algorithm.

1.2 Comparison to existing literature

There is relevant literature on causal inference when the assumptions (A2) and (A3) are violated. We shall mention two related directions in the setting with multiple IVs. Firstly, [7] and [31] considered inference for the treatment effect when the direct effect of the instruments on the outcome is nearly orthogonal to the effect of the instruments on the treatment. Secondly, a recent line of research [20, 8, 28, 52, 19, 53, 34] considered the setting that a proportion of the candidate IVs are valid and made inference for the treatment effect by selecting valid IVs in a data-dependent way. Along this line, [18] proposed a uniform inference procedure that is robust to the selection errors. In contrast to assuming the orthogonality and existence of valid IVs, our proposed TSCI is effective even if *all* IVs are invalid and the effect orthogonality condition does not hold.

When all IVs are invalid, [32, 33, 50] proposed an identification strategy of the treat-

ment effect by assuming the variance of the treatment model error is heteroscedastic and the covariance between the treatment and outcome model errors are homoscedastic. Our proposed TSCI is based on a completely different idea by exploring the non-linear structure between the treatment and the IVs not requiring anything on homo- and heteroscedasticity.

The construction of a non-parametric treatment model has been considered in the IV regression literature [29, 1, 40], with a low order polynomial transformation of IVs [29] or a nearest neighborhood and series approximation [40]. [5] proposed to construct the optimal IVs with a Lasso-type first stage estimator. The non-parametric treatment model is helpful in constructing optimal IVs and efficient IV estimators. More recently, machine learning algorithms have been integrated into the instrumental variable analysis to better capture the complex relationship in both the outcome and treatment models. [3] proposed the generalized random forests and applied it to make inference for heterogeneous treatment effect via IVs; [23] proposed the Deep IV method by fitting the outcome and treatment models with deep neural networks; [36] considered a simplified setting of [23] by assuming a linear outcome model; [6] studied the deep generalized method of moments with IVs; [54] applied the deep neural networks to define the non-linear features of the treatments and instruments. All of these works require prior knowledge of valid IVs, while our current paper focuses on the different robust IV frameworks with all IVs being possibly invalid.

Double machine learning [15] and regularizing double machine learning [16] were proposed to apply machine learning algorithms to construct estimators of nuisance models. The framework is still built on assuming valid IVs, and the effect identification only uses a linear association between the treatment and the IVs. Our current proposal is distinct because we allow for invalid IVs and utilize the possibly non-linear relationship between the treatment and IVs.

As an application, our proposed TSCI methodology can be used to test the validity of IVs. This validity test is effective for the just identification case (e.g., one endogenous variable and one IV). This is different from the Sargan test or J test [22, 45] which are designed to test IV validity in the over-identification case.

Notations. For a matrix $X \in \mathbb{R}^{n \times p}$, a vector $x \in \mathbb{R}^n$, and a set $\mathcal{A} \subset \{1, \dots, n\}$, we use $X_{\mathcal{A}}$ to denote the submatrix of X whose row indices belong to \mathcal{A} , and $x_{\mathcal{A}}$ to denote the sub-vector of x with indices in \mathcal{A} . For a set \mathcal{A} , $|\mathcal{A}|$ denotes the cardinality of \mathcal{A} . For a vector $x \in \mathbb{R}^p$, the ℓ_q norm of x is defined as $\|x\|_q = (\sum_{l=1}^p |x_l|^q)^{\frac{1}{q}}$ for $q \geq 0$ with $\|x\|_0 = |\{1 \leq l \leq p : x_l \neq 0\}|$ and $\|x\|_{\infty} = \max_{1 \leq l \leq p} |x_l|$. We use c and C to denote generic positive constants that may vary from place to place. For a sequence of random variables

X_n indexed by n , we use $X_n \xrightarrow{p} X$ and $X_n \xrightarrow{d} X$ to represent that X_n converges to X in probability and in distribution, respectively. For two positive sequences a_n and b_n , $a_n \lesssim b_n$ means that $\exists C > 0$ such that $a_n \leq Cb_n$ for all n ; $a_n \asymp b_n$ if $a_n \lesssim b_n$ and $b_n \lesssim a_n$, and $a_n \ll b_n$ if $\limsup_{n \rightarrow \infty} a_n/b_n = 0$. For a matrix M , we use $\text{Tr}[M]$ to denote its trace, $\text{rank}(M)$ to denote its rank, and $\|M\|_F$, $\|M\|_2$ and $\|M\|_\infty$ to denote its Frobenius norm, spectral norm and element-wise maximum norm, respectively. For a square matrix M , M^2 denotes the matrix multiplication of M by itself. For a symmetric matrix M , we use $\lambda_{\max}(M)$ and $\lambda_{\min}(M)$ to denote its maximum and minimum eigenvalues, respectively.

2 Invalid instruments: modeling and identification

We consider i.i.d. data $\{Y_i, D_i, Z_i, X_i\}_{1 \leq i \leq n}$, where for the i -th observation, $Y_i \in \mathbb{R}$ and $D_i \in \mathbb{R}$ respectively denote the outcome and the treatment and $Z_i \in \mathbb{R}^{p_z}$ and $X_i \in \mathbb{R}^{p_x}$ respectively denote the set of Instrumental Variables (IVs) and the set of measured covariates. We use $Y^{(z,d)}$ to denote the potential outcome with the treatment and IVs assigned to $d \in \mathbb{R}$ and $z \in \mathbb{R}^{p_z}$, respectively. For $1 \leq i \leq n$, we consider the potential outcome model [46, 43],

$$Y_i^{(z,d)} = Y_i^{(0,0)} + d\beta + h_1(z) \quad \text{and} \quad \mathbf{E}(Y_i^{(0,0)} \mid Z_i, X_i) = \psi(X_i) + h_2(Z_i), \quad (1)$$

where $\beta \in \mathbb{R}$ denotes the treatment effect and $h_1 : \mathbb{R}^{p_z} \rightarrow \mathbb{R}$, $h_2 : \mathbb{R}^{p_z} \rightarrow \mathbb{R}$ and $\psi : \mathbb{R}^{p_x} \rightarrow \mathbb{R}$ are unknown functions. The above model extends the Additive Linear, Constant Effects (ALICE) model of [24] by allowing for possibly invalid instruments.

Define $\epsilon_i = Y_i^{(0,0)} - \psi(X_i) - h_2(Z_i)$, then the potential outcome model (1) implies the following outcome model for the observational data: for $1 \leq i \leq n$,

$$Y_i = D_i\beta + h(Z_i) + \psi(X_i) + \epsilon_i \quad \text{with} \quad h(\cdot) = h_1(\cdot) + h_2(\cdot), \quad \mathbf{E}(\epsilon_i \mid X_i, Z_i) = 0. \quad (2)$$

In the potential outcome model (1), non-zero functions h_1 and h_2 correspond to violations of the classical IV assumptions. If h_1 is a non-zero function, then the IVs directly affect the outcome, violating the assumption (A2). If h_2 is a non-zero function, then the candidate IVs are possibly associated with unmeasured confounders, that is, violating the assumption (A3). Consequently, in the outcome model (2), the function h represents the possible violations of the classical IV assumptions: if h is the zero function, the assumptions (A2) and (A3) are satisfied; otherwise, the assumptions are violated. We illustrate

the effect of h_1 and h_2 in Figure 1 and refer to $h = h_1 + h_2$ as the violation function, which measures the overall invalidity of the candidate IVs.

Define $f(Z_i, X_i) = \mathbf{E}(D_i \mid Z_i, X_i)$ and $\delta_i = D_i - \mathbf{E}(D_i \mid Z_i, X_i)$ for $1 \leq i \leq n$. Equivalently, we obtain the following treatment model: for $1 \leq i \leq n$,

$$D_i = f(Z_i, X_i) + \delta_i \quad \text{with} \quad \mathbf{E}(\delta_i \mid Z_i, X_i) = 0. \quad (3)$$

We use f_i as a shorthand for $f(Z_i, X_i) = \mathbf{E}(D_i \mid Z_i, X_i)$ and define $f = (f_1, f_2, \dots, f_n)^\top \in \mathbb{R}^n$. The model (3) is flexible as f might be any unknown function of Z_i and X_i . Particularly, the treatment variable can be continuous, binary or a count variable.

2.1 Structural equation model interpretation

We interpret the outcome model (2) and the treatment model (3) from the perspective of a Structural Equation Model (SEM) with hidden confounders. For expositional simplicity, we focus on a special setting with no covariates X_i . For $1 \leq i \leq n$, with H_i denoting hidden confounders, we consider the following SEM for Y_i and D_i ,

$$Y_i \leftarrow D_i\beta + h_1(Z_i) + \nu_1(H_i) + \epsilon_i^0, \quad \text{and} \quad D_i \leftarrow f_1(Z_i) + \nu_2(H_i) + \delta_i^0, \quad (4)$$

where ϵ_i^0 and δ_i^0 are random errors independent of D_i, Z_i, H_i . The unmeasured confounders H_i might affect both the outcome and treatment. We define conditional expectations of $\nu_1(H_i)$ and $\nu_2(H_i)$ as $h_2(Z_i) = \mathbf{E}(\nu_1(H_i) \mid Z_i)$ and $f_2(Z_i) = \mathbf{E}(\nu_2(H_i) \mid Z_i)$. The above SEM model (4) is illustrated in Figure 1. The SEM (4) and Figure 1 demonstrate the meanings of h_1 and h_2 : h_1 denotes a direct effect of the treatment on the outcome and h_2 captures the association between the treatment and the unmeasured confounders.

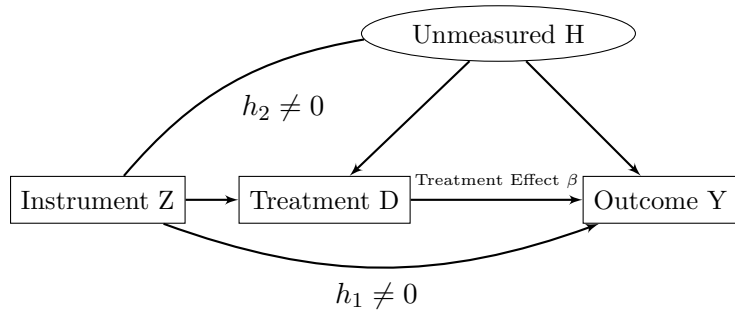


Figure 1: Illustration of $h_1 \neq 0$ and $h_2 \neq 0$ in the SEM (4).

The SEM (4) together with the definitions of f_2 and h_2 imply the outcome model $Y_i = D_i\beta + h(Z_i) + \epsilon_i$ with $h(Z_i) = h_1(Z_i) + h_2(Z_i)$ and $\epsilon_i = \epsilon_i^0 + H_i^\top \nu_1 - h_2(Z_i)$; the treatment model $D_i = f(Z_i) + \delta_i$ arises with $f(Z_i) = f_1(Z_i) + f_2(Z_i)$ and $\delta_i = \delta_i^0 + H_i^\top \nu_2 - f_2(Z_i)$.

2.2 Two Stage Curvature Identification of β

We now present the identification of the treatment effect β in the outcome model (2) with a non-zero h . To illustrate the main idea, we consider again the special setting with no covariates X_i and will propose a general methodology allowing for X_i in the following Section 3. A combination of (2) and (3) leads to the following reduced form model,

$$Y_i = F(Z_i) + \epsilon_i + \beta\delta_i \quad \text{with} \quad F(Z_i) = \beta f(Z_i) + h(Z_i). \quad (5)$$

To facilitate the discussion, we define a Hilbert space $\mathcal{S} = \{g \mid g : \mathbb{R}^{p_z} \rightarrow \mathbb{R}\}$ for functions of $Z_1 \in \mathbb{R}^{p_z}$. For $g_1, g_2 \in \mathcal{S}$, we define the inner product $\langle g_1, g_2 \rangle = \int g_1(z)g_2(z)d\mu(z)$ and the induced norm $\|g_1\| = \sqrt{\langle g_1, g_1 \rangle}$, where μ is the probability measure of $Z_1 \in \mathbb{R}^{p_z}$.

We let $\mathcal{V} \subset \mathcal{S}$ denote a linear subspace containing the unknown violation function $h(\cdot)$ in (5). For example, \mathcal{V} may be the space of linear functions, quadratic functions, or even higher-order polynomials. We shall refer to \mathcal{V} as the violation space. For $f \in \mathcal{S}$, we define its projection to \mathcal{V} as $\mathcal{P}_\mathcal{V}f = \arg \min_{v \in \mathcal{V}} \|f - v\|$, and $\mathcal{P}_\mathcal{V}^\perp f = f - \mathcal{P}_\mathcal{V}f$. The following proposition characterizes a necessary and sufficient condition of identifying the effect β in (5) with $h \neq 0$.

Proposition 1 *Consider the reduced form model (5). Suppose that $h \in \mathcal{V}$, where \mathcal{V} is a linear space. If $f \notin \mathcal{V}$, then the treatment effect β is identifiable with*

$$\beta = \frac{\langle \mathcal{P}_\mathcal{V}^\perp F, \mathcal{P}_\mathcal{V}^\perp f \rangle}{\langle \mathcal{P}_\mathcal{V}^\perp f, \mathcal{P}_\mathcal{V}^\perp f \rangle}.$$

Otherwise, there exists $h \in \mathcal{V}$ such that β is not identifiable.

Proposition 1 illustrates a simple yet useful identification strategy of β : we project out the possible violation function h and use the remaining component $\mathcal{P}_\mathcal{V}^\perp f$ to identify β . The effect identification is possible if $\|\mathcal{P}_\mathcal{V}^\perp g\| > 0$. Pariticularly, if \mathcal{V} is the space of linear functions, we are identifying the treatment effect by using the curvatures of F and f . Hence, we name such an identification strategy as two stage curvature identification (TSCI).

If $f \notin \mathcal{V}$, we apply $\mathcal{P}_\mathcal{V}^\perp$ to both sides of (5) and obtain $\mathcal{P}_\mathcal{V}^\perp F = \beta \mathcal{P}_\mathcal{V}^\perp f + \mathcal{P}_\mathcal{V}^\perp h = \beta \mathcal{P}_\mathcal{V}^\perp f$, which leads to the identification expression. On the other hand, if $f \in \mathcal{V}$, then, as an

counter-example, $F(Z_i) = (\beta + 1)f(Z_i) + (h(Z_i) - f(Z_i))$ cannot be distinguished from $F(Z_i) = \beta f(Z_i) + h(Z_i)$ in (5).

In the more general setting with baseline covariates, we combine (2) and (3) and obtain,

$$Y_i = F(Z_i, X_i) + \epsilon_i + \beta \delta_i \quad \text{with} \quad F(Z_i, X_i) = \beta f(Z_i, X_i) + \psi(X_i) + h(Z_i).$$

The identification strategy in Proposition 1 can be directly extended to the situation here, where we project the possible violation function $h(Z_i)$ out of the function $f(Z_i, X_i)$. When $f(Z_i, X_i)$ involves interactions between Z_i and X_i , it may happen that more information in $f(Z_i, X_i)$ will be kept after adjusting the violation function $h(Z_i)$, and hence the curvature identification becomes easier.

3 TSCI with random forests

A key component of the TSCI is to estimate the conditional mean function $f(X_i, Z_i) = \mathbf{E}(D_i \mid X_i, Z_i)$. We develop in this section TSCI with estimation of the conditional mean function by random forests, with extensions to general machine learning methods in Section 4.

We shall emphasize that a direct generalization of the two stage least squares estimator by replacing its first stage with random forests does not work, even though random forests has an excellent prediction performance. We show the deficiencies of such random forests or more general machine learning methods in the following Remarks 2 and 3.

Our proposed TSCI with random forests relies on viewing the split random forests as a weighting estimator, a technique that has been utilized in [35, 37]. Based on such a weighting scheme, we propose a novel TSCI estimator with random forests in Section 3.2. The main novelty is to correct the overfitting bias caused by the random forests.

3.1 Split random forests: a weighting estimator

In the following, we review the results in [35, 37, 25], showing that the sample split random forests can be expressed as a weighted average of the response variables. We randomly split the data into two disjoint subsets \mathcal{A}_1 and \mathcal{A}_2 with $|\mathcal{A}_1| = n_1 = \lfloor 2n/3 \rfloor$ and $|\mathcal{A}_2| = n - n_1$. Without loss of generality, we write $\mathcal{A}_1 = \{1, 2, \dots, n_1\}$. We construct the random forests with the data $\{D_i, X_i, Z_i\}_{i \in \mathcal{A}_2}$ and apply the constructed random forests together with the data $\{X_i, Z_i, D_i\}_{i \in \mathcal{A}_1}$ to estimate $f(Z_i, X_i)$ for $i \in \mathcal{A}_1$; see the following equation (7) for

details. The sample splitting is essential for the success of our proposed two stage random forests; see Remark 3 for detailed discussion.

Random forests aggregates $S \geq 1$ decision trees, where each tree is built with a bootstrapped sample from $\{X_i, Z_i, D_i\}_{i \in \mathcal{A}_2}$, and at each splitting, only a small number of randomly sampled covariates are considered to be split. Let θ denote the random parameter that determines how a tree is grown. Each decision tree can be viewed as the partition of the whole covariate space $\mathbb{R}^{p_x+p_z}$ into disjoint subspaces $\{\mathcal{R}_l\}_{1 \leq l \leq L}$. For any given $(z^\top, x^\top)^\top \in \mathbb{R}^{p_x+p_z}$ and a given tree with the parameter θ , there exists an unique leaf $l(z, x, \theta)$ with $1 \leq l(z, x, \theta) \leq L$ such that $\mathcal{R}_{l(z, x, \theta)}$ contains $(z^\top, x^\top)^\top$. With the observations inside $\mathcal{R}_{l(z, x, \theta)}$, the decision tree predicts $f(z, x) = \mathbf{E}(D \mid Z = z, X = x)$ by

$$\hat{f}_\theta(z, x) = \sum_{j \in \mathcal{A}_1} \omega_j(z, x, \theta) D_j \quad \text{with} \quad \omega_j(z, x, \theta) = \frac{\mathbf{1}[(Z_j^\top, X_j^\top)^\top \in \mathcal{R}_{l(z, x, \theta)}]}{\sum_{k \in \mathcal{A}_1} \mathbf{1}[(Z_k^\top, X_k^\top)^\top \in \mathcal{R}_{l(z, x, \theta)}]}. \quad (6)$$

Random forests aggregate S partitions of the covariate space. We use $\{\theta_1, \dots, \theta_S\}$ to denote the parameters corresponding to the S trees of the random forests. The random forests estimator $\hat{f}(z, x) = \frac{1}{S} \sum_{s=1}^S \hat{f}_{\theta_s}(z, x)$ can be expressed as,

$$\hat{f}(z, x) = \sum_{j \in \mathcal{A}_1} \omega_j(z, x) D_j \quad \text{with} \quad \omega_j(z, x) = \frac{1}{S} \sum_{s=1}^S \omega_j(z, x, \theta_s),$$

where $\omega_j(z, x, \theta_s)$ is defined in (6). The weights $\{\omega_j(z, x)\}_{j \in \mathcal{A}_1}$ satisfy $\omega_j(z, x) \geq 0$ and $\sum_{j \in \mathcal{A}_1} \omega_j(z, x) = 1$. In a matrix notation, we estimate $f_{\mathcal{A}_1}$ by

$$\hat{f}_{\mathcal{A}_1} = \Omega D_{\mathcal{A}_1} \quad \text{with} \quad \Omega_{ij} = \omega_j(Z_i, X_i) \quad \text{for} \quad i, j \in \mathcal{A}_1. \quad (7)$$

where $\hat{f} = (\hat{f}(Z_1, X_1), \dots, \hat{f}(Z_n, X_n))^\top$. The transformation matrix $\Omega \in \mathbb{R}^{n_1 \times n_1}$ serves as a similar role as the hat matrix in linear regression. However, the matrix Ω defined in (7) is not a projection matrix. Importantly, Ω is computed based on the covariate data $\{X_i, Z_i\}_{i \in \mathcal{A}_1}$ and the random forests constructed by the data $\{X_i, Z_i, D_i\}_{i \in \mathcal{A}_2}$. Its construction does not depend on $\{D_i\}_{i \in \mathcal{A}_1}$. This independence between the transformation Ω and $\{D_i\}_{i \in \mathcal{A}_1}$ helps remove the endogeneity of the estimated $\hat{f}(Z_i, X_i)$.

3.2 TSCI with random forests: correction of overfitting bias

We first focus on the setting with a single IV and assume that the violation space \mathcal{V} is spanned by a set of basis functions $\{v_1(\cdot), \dots, v_q(\cdot)\}$ with $v_j : \mathbb{R} \rightarrow \mathbb{R}$ for $1 \leq j \leq q$. For

example, $v_1(\cdot), \dots, v_q(\cdot)$ can be polynomials of various orders. In the remaining part of this subsection, we illustrate the main idea by assuming that the basis functions are given and known. We present a data-dependent way to choose the violation space in Section 3.5. For the given v_1, \dots, v_q , we define the violation matrix $V = \begin{pmatrix} V_1 & \dots & V_n \end{pmatrix}^\top \in \mathbb{R}^{n \times q}$ with its i -th row $V_i = (v_1(Z_i), \dots, v_q(Z_i))^\top \in \mathbb{R}^q$ for $1 \leq i \leq n$. We approximate $h(\cdot)$ by its projection to the violation space \mathcal{V} , defined as

$$\sum_{j=1}^q \pi_j v_j \quad \text{with} \quad \pi = \pi(v_1, \dots, v_q) := \arg \min_{a \in \mathbb{R}^q} \mathbf{E}_{Z_1} (h(Z_1) - \sum_{j=1}^q a_j v_j(Z_1))^2.$$

With π , we define the approximation error vector $R(V) = (R_1(V), \dots, R_n(V)) \in \mathbb{R}^n$ with

$$R_i(V) := h(Z_i) - V_i^\top \pi, \quad \text{for } 1 \leq i \leq n. \quad (8)$$

We shall omit the dependence on V when there is no confusion. If $h(\cdot)$ is generated by the basis functions $\{v_j(\cdot)\}_{1 \leq j \leq q}$, then $R_i = 0$ for $1 \leq i \leq n$. If a linear combination of $\{v_j(\cdot)\}_{1 \leq j \leq q}$ approximates $h(\cdot)$ well, then $\|R\|_2$ is close to zero.

We can approximate the function $\psi(\cdot)$ in the model (2) by a set of basis functions and generate the corresponding covariates $W_i \in \mathbb{R}^{p_w}$ to approximate $\psi(X_i)$, where the first element of W_i is taken as the constant. For example, if ψ is linear, we set $W_i = X_i$; if $\psi(X_i)$ is a summation of smooth functions on each coordinate X_i , we construct a set of basis functions for every coordinate of X_i and then take $W_i \in \mathbb{R}^{p_w}$ as a union of these p sets of basis functions evaluated at X_i . We expand the unknown functions $h(\cdot)$ and $\psi(\cdot)$ in (2) by $h(Z_i) = V_i^\top \pi + R_i$ and $\psi(X_i) = W_i^\top \psi$, and express the outcome model (2) as

$$Y_i = D_i \beta + V_i^\top \pi + W_i^\top \psi + R_i + \epsilon_i, \quad \text{for } 1 \leq i \leq n. \quad (9)$$

Applying the transformation matrix Ω defined in (7) to the outcome model (9) with data in \mathcal{A}_1 , we obtain

$$\widehat{Y}_{\mathcal{A}_1} = \widehat{f}_{\mathcal{A}_1} \beta + \widehat{V}_{\mathcal{A}_1} \pi + \widehat{W}_{\mathcal{A}_1} \psi + \widehat{R}_{\mathcal{A}_1} + \widehat{\epsilon}_{\mathcal{A}_1}, \quad (10)$$

where $\widehat{Y}_{\mathcal{A}_1} = \Omega Y_{\mathcal{A}_1}$, $\widehat{f}_{\mathcal{A}_1} = \Omega D_{\mathcal{A}_1}$, $\widehat{V}_{\mathcal{A}_1} = \Omega V_{\mathcal{A}_1}$, $\widehat{W}_{\mathcal{A}_1} = \Omega W_{\mathcal{A}_1}$, $\widehat{R}_{\mathcal{A}_1} = \Omega R_{\mathcal{A}_1}$, and $\widehat{\epsilon}_{\mathcal{A}_1} = \Omega \epsilon_{\mathcal{A}_1}$.

Based on the above expression, we estimate the effect β by

$$\widehat{\beta}_{\text{init}}(V) = \frac{\widehat{Y}_{\mathcal{A}_1}^\top P_{\widehat{V}_{\mathcal{A}_1}, \widehat{W}_{\mathcal{A}_1}}^\perp \widehat{f}_{\mathcal{A}_1}}{\widehat{f}_{\mathcal{A}_1}^\top P_{\widehat{V}_{\mathcal{A}_1}, \widehat{W}_{\mathcal{A}_1}}^\perp \widehat{f}_{\mathcal{A}_1}} = \frac{Y_{\mathcal{A}_1}^\top \mathbf{M}_{\text{RF}}(V) D_{\mathcal{A}_1}}{D_{\mathcal{A}_1}^\top \mathbf{M}_{\text{RF}}(V) D_{\mathcal{A}_1}} \quad \text{with} \quad \mathbf{M}_{\text{RF}}(V) = \Omega^\top P_{\widehat{V}_{\mathcal{A}_1}, \widehat{W}_{\mathcal{A}_1}}^\perp \Omega. \quad (11)$$

This estimator suffers from a finite-sample bias

$$\frac{\epsilon_{\mathcal{A}_1}^\top \mathbf{M}_{\text{RF}}(V) \delta_{\mathcal{A}_1}}{D_{\mathcal{A}_1}^\top \mathbf{M}_{\text{RF}}(V) D_{\mathcal{A}_1}} \approx \frac{\text{Cov}(\delta_i, \epsilon_i) \cdot \text{Tr}[\mathbf{M}_{\text{RF}}(V)]}{D_{\mathcal{A}_1}^\top \mathbf{M}_{\text{RF}}(V) D_{\mathcal{A}_1}},$$

where $\text{Cov}(\delta_i, \epsilon_i)$ denotes the covariance between δ_i and ϵ_i and $\text{Tr}[\mathbf{M}_{\text{RF}}(V)]$ denotes the trace of $\mathbf{M}_{\text{RF}}(V)$ defined in (11). Even if we have already employed the sample splitting, random forests might have a large degree of freedom, which leads to a relatively large value of $\text{Tr}[\mathbf{M}_{\text{RF}}(V)]$. This bias will be exacerbated for a small value of $D_{\mathcal{A}_1}^\top \mathbf{M}_{\text{RF}}(V) D_{\mathcal{A}_1}$, which is scaled to the generalized IV strength measure introduced in the following Section 3.4. Consequently, the estimator $\widehat{\beta}_{\text{init}}(V)$ will be biased, and the corresponding confidence interval might not achieve the desired coverage for relatively small sample size or weak IVs; see also the numerical illustrations in Section 6.

To address this, we propose the following bias-corrected estimator,

$$\widetilde{\beta}_{\text{RF}}(V) = \widehat{\beta}_{\text{init}}(V) - \frac{\widehat{\text{Cov}}(\delta_i, \epsilon_i) \text{Tr}[\mathbf{M}_{\text{RF}}(V)]}{D_{\mathcal{A}_1}^\top \mathbf{M}_{\text{RF}}(V) D_{\mathcal{A}_1}}, \quad (12)$$

where $\widehat{\beta}_{\text{init}}(V)$ is defined in (11) and the estimator of $\text{Cov}(\delta_i, \epsilon_i)$ is defined as,

$$\widehat{\text{Cov}}(\delta_i, \epsilon_i) = \frac{1}{n_1 - r} (D_{\mathcal{A}_1} - \widehat{f}_{\mathcal{A}_1})^\top P_{V_{\mathcal{A}_1}, W_{\mathcal{A}_1}}^\perp [Y_{\mathcal{A}_1} - D_{\mathcal{A}_1} \widehat{\beta}_{\text{init}}(V)],$$

with r denoting the rank of the matrix (V, W) . Centered at the bias-corrected estimator $\widetilde{\beta}_{\text{RF}}(V)$, we construct the confidence interval,

$$\text{CI}_{\text{RF}}(V) = \left(\widetilde{\beta}_{\text{RF}}(V) - z_{\alpha/2} \widehat{\text{SE}}(V), \widetilde{\beta}_{\text{RF}}(V) + z_{\alpha/2} \widehat{\text{SE}}(V) \right), \quad (13)$$

where

$$\widehat{\text{SE}}(V) = \frac{\sqrt{\sum_{i=1}^{n_1} [\widehat{\epsilon}(V)]_i^2 [\mathbf{M}_{\text{RF}}(V) D_{\mathcal{A}_1}]_i^2}}{D_{\mathcal{A}_1}^\top \mathbf{M}_{\text{RF}}(V) D_{\mathcal{A}_1}} \quad \text{with} \quad \widehat{\epsilon}(V) = P_{V_{\mathcal{A}_1}, W_{\mathcal{A}_1}}^\perp [Y - D \widehat{\beta}_{\text{init}}(V)]. \quad (14)$$

Three important remarks are in order for our proposed methodology.

Remark 1 (Valid IVs and homoscedastic regression errors) We discuss two simplifications. Firstly, if the IVs are known to be valid a priori, then our proposed methods in (12) and (13) are still applicable by simply removing V . Secondly, our current standard error estimate $\widehat{\text{SE}}(V)$ allows for heteroscedastic regression errors. In the simpler homoscedastic setting, we can estimate the standard error by $\widehat{\text{SE}}(V) = \widehat{\sigma}_\epsilon(V) \cdot \sqrt{D_{\mathcal{A}_1}^\top [\mathbf{M}_{\text{RF}}(V)]^2 D_{\mathcal{A}_1} / D_{\mathcal{A}_1}^\top \mathbf{M}_{\text{RF}}(V) D_{\mathcal{A}_1}}$, with $\widehat{\sigma}_\epsilon^2(V) = \|P_{V, W}^\perp (Y - D \widehat{\beta}_{\text{init}}(V))\|_2^2 / (n - r)$.

Remark 2 (TSLs with plugging-in Random Forests) One natural idea of combining TSLs with random forests is to replace the first stage of TSLs with random forests. We may calculate such a two stage estimator as,

$$\hat{\beta}_{\text{plug}}(V) = \frac{Y_{\mathcal{A}_1}^\top P_{V_{\mathcal{A}_1}, W_{\mathcal{A}_1}}^\perp \hat{f}_{\mathcal{A}_1}}{\hat{f}_{\mathcal{A}_1}^\top P_{V_{\mathcal{A}_1}, W_{\mathcal{A}_1}}^\perp \hat{f}_{\mathcal{A}_1}}, \quad (15)$$

which is the least squares estimator of β by regressing $Y_{\mathcal{A}_1}$ on $\hat{f}_{\mathcal{A}_1} = \Omega D_{\mathcal{A}_1}$, W and V . However, as shown in Section 6, the estimator $\hat{\beta}_{\text{plug}}(V)$ suffers from a large estimation bias since the hat matrix Ω is not a projection matrix. By slightly modifying (15), we propose the following estimator

$$\hat{\beta}_{\text{EE}}(V) = \frac{Y_{\mathcal{A}_1}^\top P_{V_{\mathcal{A}_1}, W_{\mathcal{A}_1}}^\perp \hat{f}_{\mathcal{A}_1}}{D_{\mathcal{A}_1}^\top P_{V_{\mathcal{A}_1}, W_{\mathcal{A}_1}}^\perp \hat{f}_{\mathcal{A}_1}},$$

which solves the estimating equation $\hat{f}_{\mathcal{A}_1}^\top P_{V_{\mathcal{A}_1}, W_{\mathcal{A}_1}}^\perp (Y_{\mathcal{A}_1} - D_{\mathcal{A}_1} \beta) = 0$. $\hat{\beta}_{\text{EE}}(V)$ is consistent for the strong IV setting. But it is more sensitive to the weak IVs. In particular, we may get negative values of $D_{\mathcal{A}_1}^\top P_{V_{\mathcal{A}_1}, W_{\mathcal{A}_1}}^\perp \hat{f}_{\mathcal{A}_1}$ and have observed that the standard error of $\hat{\beta}_{\text{EE}}(V)$ is about twice of our proposed $\hat{\beta}_{\text{RF}}(V)$ defined in (12).

Remark 3 (Overfitting bias from non-splitting methods) Without sample splitting, the TSCI estimator suffers from a significant bias due to overfitting. Similarly to Ω defined in (7), we define the transformation matrix Ω^{full} for random forests constructed with the full data. As a modification of (11), we consider the corresponding TSCI estimator,

$$\hat{\beta}_{\text{full}}(V) = \frac{Y^\top \mathbf{M}_{\text{RF}}^{\text{full}}(V) D}{D^\top \mathbf{M}_{\text{RF}}^{\text{full}}(V) D} \quad \text{with} \quad \mathbf{M}_{\text{RF}}^{\text{full}}(V) = (\Omega^{\text{full}})^\top P_{\tilde{V}, \tilde{W}}^\perp \Omega^{\text{full}}, \quad (16)$$

where $\tilde{V} = \Omega^{\text{full}} V$ and $\tilde{W} = \Omega^{\text{full}} W$. The simulation results in Section 6 show that the estimator $\hat{\beta}_{\text{full}}(V)$ in (16) suffers from a large bias and the resulting confidence does not achieve the desired coverage. This happens since the endogeneity of the treatment is not completely removed: the predicted values $\Omega^{\text{full}} D$ might be highly correlated with the errors δ due to the overfitting nature of the machine learning algorithm.

3.3 Heteroscedastic correlations

The bias correction in (12) is effective only when $\mathbf{E}(\epsilon_{\mathcal{A}_1}^\top \mathbf{M}_{\text{RF}}(V) \delta_{\mathcal{A}_1} \mid X, Z) = \text{Cov}(\delta_i, \epsilon_i) \cdot \text{Tr}[\mathbf{M}_{\text{RF}}(V)]$, which implicitly requires the homoscedastic correlation $\text{Cov}(\epsilon_i, \delta_i \mid Z_i, X_i) =$

$\text{Cov}(\epsilon_i, \delta_i)$. However, such a constraint might limit the practical application. We now present an estimator which is robust to heteroscedastic correlations,

$$\widehat{\beta}_{\text{RF}}(V) = \widehat{\beta}_{\text{init}}(V) - \frac{\sum_{i=1}^{n_1} [\mathbf{M}_{\text{RF}}(V)]_{ii} \widehat{\delta}_i [\widehat{\epsilon}(V)]_i}{D_{\mathcal{A}_1}^{\text{T}} \mathbf{M}_{\text{RF}}(V) D_{\mathcal{A}_1}}. \quad (17)$$

where $\widehat{\delta}_{\mathcal{A}_1} = D_{\mathcal{A}_1} - \widehat{f}_{\mathcal{A}_1}$ and $\widehat{\epsilon}(V)$ is defined in (14). We then generalize the confidence interval in (13) as,

$$\text{CI}_{\text{RF}}(V) = \left(\widehat{\beta}_{\text{RF}}(V) - z_{\alpha/2} \widehat{\text{SE}}(V), \widehat{\beta}_{\text{RF}}(V) + z_{\alpha/2} \widehat{\text{SE}}(V) \right), \quad (18)$$

where $\widehat{\beta}_{\text{RF}}(V)$ is defined in (17) and $\widehat{\text{SE}}(V)$ is defined in (14). In comparison to (13), only the center of the confidence interval changes but not the interval width.

3.4 Generalized IV strength test

The IV strength is particularly important for identifying the treatment effect stably and the weak IV is a major concern in practical applications of IV-based method [49, 2, 21]. The concentration parameter is a useful measure of the IV strength when the regression errors $\{\delta_i\}_{1 \leq i \leq n}$ in (3) are homoscedastic. For a given violation space V , we introduce a generalized IV strength measure as,

$$\mu(V) := \frac{f_{\mathcal{A}_1}^{\text{T}} \mathbf{M}_{\text{RF}}(V) f_{\mathcal{A}_1}}{\sum_{i \in \mathcal{A}_1} \text{Var}(\delta_i \mid X_i, Z_i) / |\mathcal{A}_1|}. \quad (19)$$

If $\text{Var}(\delta_i \mid X_i, Z_i) = \sigma_{\delta}^2$, then the concentration parameter is reduced to $f_{\mathcal{A}_1}^{\text{T}} \mathbf{M}_{\text{RF}}(V) f_{\mathcal{A}_1} / \sigma_{\delta}^2$.

For a given violation matrix V , a sufficiently large strength $\mu(V)$ will guarantee stable point and interval estimators defined in (12) and (13). Hence, we need to check whether $\mu(V)$ is sufficiently large. Since f is unknown, we estimate $f_{\mathcal{A}_1}^{\text{T}} \mathbf{M}_{\text{RF}}(V) f_{\mathcal{A}_1}$ by its sample version $D_{\mathcal{A}_1}^{\text{T}} \mathbf{M}_{\text{RF}}(V) D_{\mathcal{A}_1}$ and estimate $\mu(V)$ by

$$\widehat{\mu(V)} := \frac{D_{\mathcal{A}_1}^{\text{T}} \mathbf{M}_{\text{RF}}(V) D_{\mathcal{A}_1}}{\|D_{\mathcal{A}_1} - \widehat{f}_{\mathcal{A}_1}\|_2^2 / n_1}. \quad (20)$$

The consistency of our point estimator requires $\mu(V)$ to be much larger than $\text{Tr} [\mathbf{M}_{\text{RF}}(V)]$; see Condition (R2) in Section 5. In the following, we shall develop a bootstrap test for the generalized IV strength, based on the following error decomposition, $D_{\mathcal{A}_1}^{\text{T}} \mathbf{M}_{\text{RF}}(V) D_{\mathcal{A}_1} - f_{\mathcal{A}_1}^{\text{T}} \mathbf{M}_{\text{RF}}(V) f_{\mathcal{A}_1} = 2f_{\mathcal{A}_1}^{\text{T}} \mathbf{M}_{\text{RF}}(V) \delta_{\mathcal{A}_1} + \delta_{\mathcal{A}_1}^{\text{T}} \mathbf{M}_{\text{RF}}(V) \delta_{\mathcal{A}_1}$. We construct a probabilistic upper bound for the right-hand side of the above equation by the bootstrap method. For

$1 \leq i \leq n_1$, we define $\widehat{\delta}_i = D_i - \widehat{f}_i$ and compute $\widetilde{\delta}_i = \widehat{\delta}_i - \bar{\mu}_\delta$ with $\bar{\mu}_\delta = \frac{1}{n_1} \sum_{i=1}^{n_1} \widehat{\delta}_i$. For $1 \leq l \leq L$, we generate $\delta_i^{[l]} = U_i^{[l]} \cdot \widetilde{\delta}_i$ for $1 \leq i \leq n_1$, where $\{U_i^{[l]}\}_{1 \leq i \leq n_1}$ are i.i.d. standard normal random variables. We compute

$$S^{[l]} = \frac{2f_{\mathcal{A}_1}^\top \mathbf{M}_{\text{RF}}(V) \delta^{[l]} + [\delta^{[l]}]^\top \mathbf{M}_{\text{RF}}(V) \delta^{[l]}}{\|D_{\mathcal{A}_1} - \widehat{f}_{\mathcal{A}_1}\|_2^2 / n_1},$$

and use $\mathcal{S}_{\alpha_0}(V)$ to denote the upper α_0 empirical quantile of $\{|S^{[l]}|\}_{1 \leq l \leq L}$. We conduct the generalized IV strength test $\widehat{\mu(V)} \geq \max\{2\text{Tr}[\mathbf{M}_{\text{RF}}(V)], 10\} + \mathcal{S}_{\alpha_0}(V)$. We always use $\alpha_0 = 0.025$ throughout this paper. If the above generalized IV strength test is passed, the IV is claimed to be strong after adjusting for the violation matrix V ; otherwise, the IV is claimed to be weak after adjusting for the violation matrix V . Note that [42, 49] suggest that the concentration parameter being larger than 10 as being “adequate”. The above test is essentially testing $\mu(V) \geq \max\{2\text{Tr}[\mathbf{M}_{\text{RF}}(V)], 10\}$ with $\mathcal{S}_{\alpha_0}(V)$ capturing the estimation error $\widehat{\mu(V)} - \mu(V)$.

3.5 Violation space selection and IV validity test

Our proposed TSCI estimator in (12) requires prior knowledge of the violation space which is typically unknown in practice. In the following, we devise a data-dependent way to choose the best violation space among a nested set of spaces $\mathcal{V}_0 \subset \mathcal{V}_1 \subset \dots \subset \mathcal{V}_Q$, where Q is a positive integer. The extension to the non-nested collection of violation spaces is discussed in Section 3.7.

We define $\mathcal{V}_0 := \{h = 0\}$ as the null violation space and use \mathcal{V}_q to denote the space spanned by a pre-specified set of basis functions $\{v_1(\cdot), v_2(\cdot), \dots, v_q(\cdot)\}$ for $q \geq 1$. For $0 \leq q \leq Q$, we define V_q as the violation matrix corresponding to \mathcal{V}_q , where the i -th row of V_q is defined as $(V_q)_i = (v_1(Z_i), v_2(Z_i), \dots, v_q(Z_i))^\top \in \mathbf{R}^q$ for $1 \leq i \leq n$.

We implement the generalized IV strength test in Section 3.4 and define Q_{\max} as,

$$Q_{\max} = \arg \max_{q \geq 0} \left\{ \widehat{\mu^2(V_q)} \geq \max\{2\text{Tr}[\mathbf{M}_{\text{RF}}(V_q)], 10\} + \mathcal{S}_{\alpha_0}(V_q) \right\}, \quad (21)$$

where α_0 is set at 0.025 by default. Intuitively, $V_{Q_{\max}}$ denotes the largest violation space such that the IVs are still considered as having enough strength after adjusting for the corresponding violation spaces. For a larger violation space, we tend to adjust out more information and have relatively weaker IVs. With Q_{\max} , we shall choose among the collection of violation spaces: $\mathcal{V}_0 \subset \mathcal{V}_1 \subset \dots \subset \mathcal{V}_{Q_{\max}}$.

For any given $0 \leq q \leq Q_{\max}$, we apply the generalized estimator in (17) and construct

$$\hat{\beta}_{\text{RF}}(V_q) = \hat{\beta}_{\text{init}}(V_q) - \frac{\sum_{i=1}^{n_1} [\mathbf{M}_{\text{RF}}(V_q)]_{ii} \hat{\epsilon}(V_{Q_{\max}})_i}{D_{\mathcal{A}_1}^{\text{T}} \mathbf{M}_{\text{RF}}(V_q) D_{\mathcal{A}_1}}, \quad (22)$$

with $\hat{\delta}_{\mathcal{A}_1} = D_{\mathcal{A}_1} - \hat{f}_{\mathcal{A}_1}$, $\hat{\beta}_{\text{init}}(V)$ and $\mathbf{M}_{\text{RF}}(V)$ defined in (11), and $\hat{\epsilon}(V)$ defined in (14).

We now test the difference between two violation spaces \mathcal{V}_q and $\mathcal{V}_{q'}$ for $0 \leq q \neq q' \leq Q_{\max}$. When h is spanned by both \mathcal{V}_q and $\mathcal{V}_{q'}$, then

$$\tilde{\beta}_{\text{RF}}(V_{q'}) - \tilde{\beta}_{\text{RF}}(V_q) \approx \frac{f_{\mathcal{A}_1}^{\text{T}} \mathbf{M}_{\text{RF}}(V_{q'}) \epsilon_{\mathcal{A}_1}}{f_{\mathcal{A}_1}^{\text{T}} \mathbf{M}_{\text{RF}}(V_{q'}) f_{\mathcal{A}_1}} - \frac{f_{\mathcal{A}_1}^{\text{T}} \mathbf{M}_{\text{RF}}(V_q) \epsilon_{\mathcal{A}_1}}{f_{\mathcal{A}_1}^{\text{T}} \mathbf{M}_{\text{RF}}(V_q) f_{\mathcal{A}_1}}.$$

We estimate the conditional variance of the above term by

$$\begin{aligned} \hat{H}(V_q, V_{q'}) &= \frac{\sum_{i=1}^{n_1} [\hat{\epsilon}(V_{Q_{\max}})]_i^2 [\mathbf{M}_{\text{RF}}(V_{q'}) D_{\mathcal{A}_1}]_i^2}{[D_{\mathcal{A}_1}^{\text{T}} \mathbf{M}_{\text{RF}}(V_{q'}) D_{\mathcal{A}_1}]^2} + \frac{\sum_{i=1}^{n_1} [\hat{\epsilon}(V_{Q_{\max}})]_i^2 [\mathbf{M}_{\text{RF}}(V_q) D_{\mathcal{A}_1}]_i^2}{[D_{\mathcal{A}_1}^{\text{T}} \mathbf{M}_{\text{RF}}(V_q) D_{\mathcal{A}_1}]^2} \\ &\quad - 2 \frac{\sum_{i=1}^{n_1} [\hat{\epsilon}(V_{Q_{\max}})]_i^2 [\mathbf{M}_{\text{RF}}(V_q) D_{\mathcal{A}_1}]_i [\mathbf{M}_{\text{RF}}(V_{q'}) D_{\mathcal{A}_1}]_i}{[D_{\mathcal{A}_1}^{\text{T}} \mathbf{M}_{\text{RF}}(V_{q'}) D_{\mathcal{A}_1}] \cdot [D_{\mathcal{A}_1}^{\text{T}} \mathbf{M}_{\text{RF}}(V_q) D_{\mathcal{A}_1}]}, \end{aligned} \quad (23)$$

and define the following data-dependent way of choosing between V_q and $V_{q'}$

$$\mathcal{C}^{\text{RF}}(V_q, V_{q'}) = \begin{cases} 0 & \text{if } \frac{|\hat{\beta}_{\text{RF}}(V_q) - \hat{\beta}_{\text{RF}}(V_{q'})|}{\sqrt{\hat{H}(V_q, V_{q'})}} \leq z_{\alpha_0} \\ 1 & \text{otherwise} \end{cases}, \quad (24)$$

where $\hat{\beta}_{\text{RF}}(V_q)$ and $\hat{\beta}_{\text{RF}}(V_{q'})$ are defined in (22) and z_{α_0} is the upper α_0 quantile of the standard normal random variable.

We generalize the pairwise comparisons to multiple comparisons and then choose the best violation space. For any $0 \leq q \leq Q_{\max} - 1$, we compare V_q to any larger violation matrix $V_{q'}$ with $q+1 \leq q' \leq Q_{\max}$. Particularly, for $0 \leq q \leq Q_{\max} - 1$, we define the test

$$\mathcal{C}^{\text{RF}}(V_q) = \begin{cases} 0 & \text{if } \max_{q+1 \leq q' \leq Q_{\max}} \frac{|\hat{\beta}_{\text{RF}}(V_q) - \hat{\beta}_{\text{RF}}(V_{q'})|}{\sqrt{\hat{H}(V_q, V_{q'})}} \leq \hat{\rho} \\ 1 & \text{otherwise} \end{cases}, \quad (25)$$

where $\hat{\rho} > 0$ is a positive threshold to be determined. For completeness, we define $\mathcal{C}^{\text{RF}}(V_{Q_{\max}}) = 0$ as there is no larger space than $V_{Q_{\max}}$ that we might compare to. We interpret our test in (25) as follows. If none of the differences $\{|\hat{\beta}_{\text{RF}}(V_{q'}) - \hat{\beta}_{\text{RF}}(V_q)|\}_{q+1 \leq q' \leq Q_{\max}}$ is large, we conclude that V_q (approximately) generates the violation function h . We refer to this test as a layer testing procedure since we compare V_q to all violation matrices containing V_q and report the difference as long as one of $\{V_{q'}\}_{q+1 \leq q' \leq Q_{\max}}$ gives a very different estimator.

We shall choose $\hat{\rho} > 0$ in (25) by the bootstrap method. Note that the residues $\hat{\epsilon}(V_{Q_{\max}})$ are defined in (14) with $V = V_{Q_{\max}}$. For $1 \leq i \leq n_1$, we compute $\tilde{\epsilon}_i = [\hat{\epsilon}(V_{Q_{\max}})]_i - \bar{\mu}_\epsilon$ with $\bar{\mu}_\epsilon = \frac{1}{n_1} \sum_{i=1}^{n_1} [\hat{\epsilon}(V_{Q_{\max}})]_i$. For $1 \leq l \leq L$, we generate $\epsilon_i^{[l]} = U_i^{[l]} \cdot \tilde{\epsilon}_i$ for $1 \leq i \leq n_1$, where $\{U_i^{[l]}\}_{1 \leq i \leq n_1}$ are i.i.d. standard normal random variables. We compute

$$T^{[l]} = \max_{1 \leq q < q' \leq Q_{\max}} \frac{1}{\sqrt{\hat{H}(V_q, V_{q'})}} \left[\frac{f_{\mathcal{A}_1}^\top \mathbf{M}_{\text{RF}}(V_{q'}) \epsilon^{[l]}}{f_{\mathcal{A}_1}^\top \mathbf{M}_{\text{RF}}(V_{q'}) f_{\mathcal{A}_1}} - \frac{f_{\mathcal{A}_1}^\top \mathbf{M}_{\text{RF}}(V_q) \epsilon^{[l]}}{f_{\mathcal{A}_1}^\top \mathbf{M}_{\text{RF}}(V_q) f_{\mathcal{A}_1}} \right]. \quad (26)$$

We shall set $\hat{\rho} = \hat{\rho}(\alpha_0)$ to be the upper α_0 empirical quantile of $\{|T^{[l]}|\}_{1 \leq l \leq L}$, that is,

$$\hat{\rho}(\alpha_0) = \min \left\{ \rho \in \mathbb{R} : \frac{1}{L} \sum_{l=1}^L \mathbf{1}(T^{[l]} \geq \rho) \geq \alpha_0 \right\}. \quad (27)$$

where α_0 is set as 0.025 by default.

We choose the index $\hat{q}_c \in [0, Q_{\max}]$ as the smallest q such that the test statistics $\mathcal{C}^{\text{RF}}(V_q)$ is zero, that is, $\hat{q}_c = \arg \min_{0 \leq q \leq Q_{\max}} \{\mathcal{C}^{\text{RF}}(V_q) = 0\}$. The index \hat{q}_c is interpreted as follows: any violation space containing $\mathcal{V}_{\hat{q}_c}$ does not lead to a substantially different estimator from that by $\mathcal{V}_{\hat{q}_c}$. Here, the sub-index “c” represents the comparison as we compare different violation spaces to choose the best data-dependent violation space. Note that \hat{q}_c must exist since $\mathcal{C}^{\text{RF}}(V_{Q_{\max}}) = 0$ by definition. In finite samples, there are chances that certain violations cannot be detected especially if the projections of h to $V_{\hat{q}_c+1}$ and $V_{\hat{q}_c}$ are not significantly different. We propose a more robust choice of the index as $\hat{q}_r = \min\{\hat{q}_c + 1, Q_{\max}\}$, where the sub index “r” denotes the more robust selection. An important by-product of our proposed selection method is to test the validity of the IV. The valid IV setting corresponds to the scenario $\mathcal{V}_0 = \{h = 0\}$. Then if $\mathcal{C}^{\text{RF}}(V_0) = 1$, we claim the IVs to be invalid; otherwise, the IVs are reported to be valid.

We summarize our proposed TSCI estimator and the IV validity test in Algorithm 1.

3.6 Finite-sample adjustment of uncertainty from data splitting

Our proposed TSCI estimator with random forests randomly splits the data into two sub-samples. Even though our asymptotic theory in Section 5 is valid for any random sample splitting, the constructed point estimators and confidence intervals do vary with different sample splitting in finite samples. This randomness due to sample splitting has been also observed in double machine learning [15] and multi-splitting [38]. Following [15] and [38], we shall introduce a confidence interval which aggregates multiple confidence intervals due to different sample splitting.

Algorithm 1 TSCI with random forests

Input: Data $X \in \mathbb{R}^{n \times p_x}$, $Z, D, Y \in \mathbb{R}^n$; Violation spaces $\{V_q\}_{q \geq 0}$;

Output: \hat{q}_c and \hat{q}_r ; $\hat{\beta}(V_{\hat{q}_c})$ and $\hat{\beta}(V_{\hat{q}_r})$; $\text{CI}(V_{\hat{q}_c})$ and $\text{CI}(V_{\hat{q}_r})$; IV Validity test I_{IV} .

- 1: Set $W = X$ or generate W as a user-specific transformation of X .
 - 2: Compute Q_{\max} in (21);
 - 3: Compute $\hat{e}(V_{Q_{\max}})$ as in (14);
 - 4: **if** $Q_{\max} \geq 1$ **then**
 - 5: Compute $\hat{\rho}$ as in (27);
 - 6: Compute $\{\hat{\beta}_{\text{RF}}(V_q)\}_{0 \leq q \leq Q_{\max}}$ as in (22);
 - 7: Compute $\{\hat{H}(V_q, V_{q'})\}_{0 \leq q < q' \leq Q_{\max}}$ as in (23);
 - 8: Compute $\{\mathcal{C}^{\text{RF}}(V_q)\}_{0 \leq q \leq Q_{\max}-1}$ as in (25);
 - 9: Set $\mathcal{C}^{\text{RF}}(V_{Q_{\max}}) = 0$;
 - 10: Set $\text{I}_{\text{IV}} = 1$ if $\mathcal{C}^{\text{RF}}(V_0) = 1$ and $\text{I}_{\text{IV}} = 0$ otherwise; ▷ IV Invalidity test.
 - 11: Compute $\hat{q}_c = \min \{0 \leq q \leq Q_{\max} : \mathcal{C}^{\text{RF}}(V_q) = 0\}$;
 - 12: Compute $\hat{q}_r = \min\{\hat{q}_c + 1, Q_{\max}\}$; ▷ Robust index selection
 - 13: Compute $\hat{\beta}_{\text{RF}}(V_{\hat{q}_c})$ and $\hat{\beta}_{\text{RF}}(V_{\hat{q}_r})$ as in (17) with $V = V_{\hat{q}_c}, V_{\hat{q}_r}$, respectively.
 - 14: Compute $\text{CI}_{\text{RF}}(V_{\hat{q}_c})$ and $\text{CI}_{\text{RF}}(V_{\hat{q}_r})$ as in (18) with $V = V_{\hat{q}_c}, V_{\hat{q}_r}$, respectively.
 - 15: **else**
 - 16: Implement the valid IV analysis; report $\text{I}_{\text{IV}} = 0$.
 - 17: **end if**
-

Consider S random sample splitting and for the s -th splitting, we use $\widehat{\beta}^s$ and $\widehat{\text{SE}}^s$ to denote the corresponding TSCI point and standard error estimators, respectively. Following Section 3.4 of [15], we introduce the median estimator and its estimated standard error as

$$\widehat{\beta}^{\text{med}} = \text{median}\{\widehat{\beta}^s\}_{1 \leq s \leq S} \quad \text{and} \quad \widehat{\text{SE}}^{\text{med}} = \text{median} \left\{ \sqrt{[\widehat{\text{SE}}^s]^2 + (\widehat{\beta}^s - \widehat{\beta}^{\text{med}})^2} \right\}_{1 \leq s \leq S},$$

and construct the median confidence interval as $(\widehat{\beta}^{\text{med}} - z_{\alpha/2}\widehat{\text{SE}}^{\text{med}}, \widehat{\beta}^{\text{med}} + z_{\alpha/2}\widehat{\text{SE}}^{\text{med}})$.

As an alternative, we follow the multi-splitting idea in [38], for any $\beta_0 \in \mathbb{R}$, we construct S p values as $p^s(\beta_0) = 2(1 - \Phi(|\widehat{\beta}^s - \beta_0|/\widehat{\text{SE}}^s))$, where Φ is the CDF of the standard normal. We define the multi-splitting confidence interval as

$$\{\beta_0 \in \mathbb{R} : 2 \cdot \text{median}\{p^s(\beta_0)\}_{s=1}^S \leq \alpha\}.$$

See equation (2.2) of [38] for more details.

3.7 Multiple IVs and non-nested violation spaces

For a single IV, it is straightforward to generate the nested spaces $\mathcal{V}_0 \subset \mathcal{V}_1 \subset \cdots \mathcal{V}_Q$; e.g., \mathcal{V}_q is the space of polynomials up to the q -th order. When there are multiple IVs, there are more choices to specify the violation form. Moreover, the sequence of the violation spaces are not necessarily nested. For example, when we have two IVs Z_{i1} and Z_{i2} , we may specify the violation space \mathcal{V}_{q_1, q_2} as the violation space spanned by the basis functions $\{1, Z_{i1}, \dots, Z_{i1}^{q_1}\}$ and $\{Z_{i2}, \dots, Z_{i2}^{q_2}\}$. In this case, the violation spaces $\{\mathcal{V}_{q_1, q_2}\}_{0 \leq q_1, q_2 \leq Q}$ are not nested. However, even in such a case, our proposed selection method in Section 3.5 is still applicable. Specifically, for any $0 \leq q_1, q_2 \leq Q$, we compare the estimator generated by \mathcal{V}_{q_1, q_2} to that by $\mathcal{V}_{q'_1, q'_2}$ with $q'_1 \geq q_1$ and $q'_2 \geq q_2$.

4 TSCI with general machine learning methods

We change the TSCI estimator with random forests proposed in the previous section by incorporating other machine learning algorithms. The key step is to re-express formula (7) and write the first stage machine learning estimator $f_{\mathcal{A}_1}$ as a linear transformation of $D_{\mathcal{A}_1}$, that is,

$$\widehat{f}_{\mathcal{A}_1} = \Omega D_{\mathcal{A}_1} \quad \text{for some matrix } \Omega \in \mathbb{R}^{n_1 \times n_1}. \quad (28)$$

We define a generalized transformation matrix

$$\mathbf{M}(V) = \Omega^\top P_{\widehat{V}_{\mathcal{A}_1}, \widehat{W}_{\mathcal{A}_1}}^\perp \Omega, \quad \text{with} \quad \widehat{V}_{\mathcal{A}_1} = \Omega V_{\mathcal{A}_1}, \quad \widehat{W}_{\mathcal{A}_1} = \Omega W_{\mathcal{A}_1}, \quad (29)$$

and modify the TSCI estimator with random forests in Section 3 by replacing $\mathbf{M}_{\text{RF}}(V)$ with $\mathbf{M}(V)$. In particular, we alter $\widehat{\beta}_{\text{RF}}(V)$ in (17) by

$$\widehat{\beta}(V) = \frac{Y_{\mathcal{A}_1}^\top \mathbf{M}(V) D_{\mathcal{A}_1}}{D_{\mathcal{A}_1}^\top \mathbf{M}(V) D_{\mathcal{A}_1}} - \frac{\sum_{i=1}^{n_1} [\mathbf{M}(V)]_{ii} \widehat{\delta}_i [\widehat{\epsilon}(V)]_i}{D_{\mathcal{A}_1}^\top \mathbf{M}(V) D_{\mathcal{A}_1}}. \quad (30)$$

We further replace (18) by

$$\text{CI}(V) = \left(\widehat{\beta}(V) - z_{\alpha/2} \widehat{\text{SE}}(V), \widehat{\beta}(V) + z_{\alpha/2} \widehat{\text{SE}}(V) \right), \quad \widehat{\text{SE}}(V) = \frac{\sqrt{\sum_{i=1}^{n_1} [\widehat{\epsilon}(V)]_i^2 [\mathbf{M}(V) D_{\mathcal{A}_1}]_i^2}}{D_{\mathcal{A}_1}^\top \mathbf{M}(V) D_{\mathcal{A}_1}} \quad (31)$$

where $\widehat{\epsilon}(V) = P_{V_{\mathcal{A}_1}, W_{\mathcal{A}_1}}^\perp \left[Y - D_{\mathcal{A}_1}^\top \frac{Y_{\mathcal{A}_1}^\top \mathbf{M}(V) D_{\mathcal{A}_1}}{D_{\mathcal{A}_1}^\top \mathbf{M}(V) D_{\mathcal{A}_1}} \right]$. With the above $\widehat{\epsilon}(V)$, we generalize $\widehat{\beta}_{\text{RF}}(V_q)$ in (22) as

$$\widehat{\beta}(V_q) = \frac{Y_{\mathcal{A}_1}^\top \mathbf{M}(V) D_{\mathcal{A}_1}}{D_{\mathcal{A}_1}^\top \mathbf{M}(V) D_{\mathcal{A}_1}} - \frac{\sum_{i=1}^{n_1} [\mathbf{M}(V_q)]_{ii} \widehat{\delta}_i [\widehat{\epsilon}(V_{Q_{\max}})]_i}{D_{\mathcal{A}_1}^\top \mathbf{M}(V_q) D_{\mathcal{A}_1}}, \quad (32)$$

with $\widehat{\delta}_{\mathcal{A}_1} = D_{\mathcal{A}_1} - \widehat{f}_{\mathcal{A}_1}$. We modify the definition of $\widehat{H}(V_q, V_{q'})$ in (23) by replacing $\mathbf{M}_{\text{RF}}(\cdot)$ with $\mathbf{M}(\cdot)$. We modify Algorithm 1 by replacing $\mathbf{M}_{\text{RF}}(\cdot)$ with $\mathbf{M}(\cdot)$ and define \widehat{q}_c and \widehat{q}_r accordingly. With the selected indices, we construct the point estimators and confidence intervals with the violation matrix $V_{\widehat{q}_c}$ or $V_{\widehat{q}_r}$.

In Sections 4.1, 4.2, and 4.3, we discuss three first stage methods in the form of (28).

4.1 TSCI with boosting

In the following, we demonstrate how to express the L_2 boosting estimator [9, 10] in the form of (28). The boosting methods aggregate a sequence of base procedures $\{\widehat{g}^{[m]}(\cdot)\}_{m \geq 1}$. For $m \geq 1$, we construct the base procedure $\widehat{g}^{[m]}$ using the data in \mathcal{A}_2 and compute the estimated values given by the m -th base procedure $\widehat{g}_{\mathcal{A}_1}^{[m]} = (\widehat{g}^{[m]}(X_1, Z_1), \dots, \widehat{g}^{[m]}(X_{n_1}, Z_{n_1}))^\top$. With $\widehat{f}_{\mathcal{A}_1}^{[0]} = 0$ and $0 < \nu \leq 1$ as the step-length factor (the default being $\nu = 0.1$), we conduct the sequential updates,

$$\widehat{f}_{\mathcal{A}_1}^{[m]} = \widehat{f}_{\mathcal{A}_1}^{[m-1]} + \nu \widehat{g}_{\mathcal{A}_1}^{[m]} \quad \text{with} \quad \widehat{g}_{\mathcal{A}_1}^{[m]} = \mathcal{H}^{[m]}(D_{\mathcal{A}_1} - \widehat{f}_{\mathcal{A}_1}^{[m-1]}), \quad \text{for } m \geq 1,$$

where $\mathcal{H}^{[m]} \in \mathbb{R}^{n_1 \times n_1}$ is a hat matrix determined by the base procedures. In Section A.5 in the supplement, we give the exact expression of $\mathcal{H}^{[m]}$ for four different base procedures,

including the componentwise linear regression, the pairwise regression, the pairwise thin plate, and the decision tree.

With the stopping time m_{stop} , the L_2 boosting estimator is $\hat{f}^{\text{boo}} = \hat{f}^{[m_{\text{stop}}]}$. We now compute the transformation matrix Ω . Set $\Omega^{[0]} = 0$ and for $m \geq 1$, we define

$$\hat{f}_{\mathcal{A}_1}^{[m]} = \Omega^{[m]} D_{\mathcal{A}_1} \quad \text{with} \quad \Omega^{[m]} = \nu \mathcal{H}^{[m]} + (\text{I} - \nu \mathcal{H}^{[m]}) \Omega^{[m-1]}.$$

Define $\Omega^{\text{boo}} = \Omega^{[m_{\text{stop}}]}$ and write $\hat{f}^{\text{boo}} = \Omega^{\text{boo}} D_{\mathcal{A}_1}$, which is the desired form in (28).

4.2 TSCI with deep neural network

In the following, we demonstrate how to calculate Ω for a deep neural network [26]. We define the first hidden layer as $H_{i,k}^{(1)} = g\left(\omega_{k,0}^{(1)} + \sum_{l=1}^{p_z} \omega_{k,l}^{(1)} Z_{il} + \sum_{l=1}^{p_x} \omega_{k,l+p_z}^{(1)} X_{il}\right)$ for $1 \leq k \leq K_1$, where g is the activation function and $\{\omega_{k,l}^{(1)}\}_{1 \leq k \leq K_1, 0 \leq l \leq p_x + p_z}$ are parameters. For $m \geq 2$, we define the m -th hidden layer as $H_{i,k}^{(m)} = g\left(\omega_{k,0}^{(m)} + \sum_{l=1}^{K_1} \omega_{k,l}^{(m)} H_{i,l}^{(m-1)}\right)$ for $1 \leq k \leq K_m$, where $\{\omega_{k,l}^{(m)}\}_{1 \leq k \leq K_m, 0 \leq l \leq p_x + p_z}$ are unknown parameters. For given $M \geq 1$, we estimate the unknown parameters based on the data $\{X_i, Z_i, D_i\}_{i \in \mathcal{A}_2}$,

$$\left\{ \hat{\beta}, \{\hat{\omega}^{(m)}\}_{1 \leq m \leq M} \right\} := \arg \min_{\{\beta_k\}_{0 \leq k \leq K}, \{\omega^{(m)}\}_{1 \leq m \leq M}} \sum_{i \in \mathcal{A}_2} \left(Y_i - \beta_0 - \sum_{k=1}^K \beta_k H_{i,k}^{(M)} \right)^2.$$

With $\{\hat{\omega}^{(m)}\}_{1 \leq m \leq M}$, for $1 \leq m \leq M$ and $1 \leq i \leq n_1$, we define

$$\hat{H}_{i,k}^{(m)} = g\left(\hat{\omega}_{k0}^{(m)} + \sum_{l=1}^{K_1} \hat{\omega}_{kl}^{(m)} H_{i,l}^{(m-1)}\right) \quad \text{for} \quad 1 \leq k \leq K_m$$

with $\hat{H}_{i,k}^{(1)} = g\left(\hat{\omega}_{k0}^{(1)} + \sum_{l=1}^{p_z} \hat{\omega}_{kl}^{(1)} Z_{il} + \sum_{l=1}^{p_x} \hat{\omega}_{k,l+p_z}^{(1)} X_{il}\right)$ for $1 \leq k \leq K_1$. We express the deep neural network estimator as $\Omega^{\text{DNN}} D_{\mathcal{A}_1}$ where $\Omega^{\text{DNN}} = \hat{H}^{(M)} \left([\hat{H}^{(M)}]^\top \hat{H}^{(M)} \right)^{-1} [\hat{H}^{(M)}]^\top$ denotes the projection matrix to the columns of the matrix $\hat{H}^{(M)}$. With $\hat{V}_{\mathcal{A}_1} = \Omega^{\text{DNN}} V_{\mathcal{A}_1}$, and $\hat{W}_{\mathcal{A}_1} = \Omega^{\text{DNN}} W_{\mathcal{A}_1}$, we define $\mathbf{M}_{\text{DNN}}(V) = [\Omega^{\text{DNN}}]^\top P_{\hat{V}_{\mathcal{A}_1}}^\perp \hat{W}_{\mathcal{A}_1} \Omega^{\text{DNN}}$, which is shown to be an orthogonal projection matrix in Lemma 5 in the supplement.

4.3 TSCI with basis approximation

As a simplification, we consider the additive treatment model $\mathbf{E}(D_i \mid Z_i, X_i) = g(Z_i) + \phi(X_i)$, where $g(\cdot)$ can be well approximated by a set of basis functions $\{b_1(\cdot), \dots, b_M(\cdot)\}$.

We define the matrix $B \in \mathbb{R}^{n \times M}$ with its i -th row $B_i = (b_1(Z_i), \dots, b_M(Z_i))^\top$. Without loss of generality, we approximate $\phi(X_i)$ by $W_i \in \mathbb{R}^{p_w}$, which is generated by the same set of basis functions for $\psi(X_i)$. Define $\Omega^{\text{ba}} = P_{BW} \in \mathbb{R}^{n \times n}$ as the projection matrix to the space spanned by the columns of $B \in \mathbb{R}^{n \times k}$ and $W \in \mathbb{R}^{n \times p_w}$. We write the first stage estimator as $\Omega^{\text{ba}}D$ and compute $\mathbf{M}_{\text{ba}}(V) = [\Omega^{\text{ba}}]^\top P_{\hat{V}, W}^\perp \Omega^{\text{ba}}$ where $\hat{V} = \Omega^{\text{ba}}V$. The transformation matrix $\mathbf{M}_{\text{ba}}(V)$ is a projection matrix with $M - \text{rank}(V) \leq \text{rank}[\mathbf{M}_{\text{ba}}(V)] \leq M$. When the basis number M is small and the degree of freedom $M + p_w$ is much smaller than n , sample splitting is not even needed for the basis approximation, which is different from the general machine learning methods.

5 Theoretical justification

We provide theoretical justifications for our proposed TSCI estimator with general machine learning methods as defined in (28) to (32).

5.1 Bias correction and asymptotic normality

We start with the required conditions. The first assumption is imposed on the regression errors in models (2) and (3) and the data $\{V_i, W_i, f_i\}_{1 \leq i \leq n}$ with $f_i = f(Z_i, X_i)$.

(R1) Conditioning on Z_i, X_i , ϵ_i and δ_i are sub-gaussian random variables, that is,

$$\sup_{Z_i, X_i} \max \{ \mathbb{P}(|\epsilon_i| > t \mid Z_i, X_i), \mathbb{P}(|\delta_i| > t \mid Z_i, X_i) \} \leq \exp(-K^2 t^2 / 2),$$

where \sup_{Z_i, X_i} denotes the supremum taken over the support of the density of Z_i, X_i and K is the sub-gaussian norm. The random variables $\{\Psi_i, f_i\}_{1 \leq i \leq n_1}$ with $\Psi_i = (V_i^\top, W_i^\top)^\top$ and $f_i = f(Z_i, X_i)$ satisfy $\lambda_{\min}(\sum_{i=1}^{n_1} \Psi_i \Psi_i^\top / n_1) \geq c$, $\|\sum_{i=1}^{n_1} \Psi_i f_i / n_1\|_2 \leq C$, $\max_{1 \leq i \leq n_1} \{|f_i|, \|\Psi_i\|_2\} \leq C\sqrt{\log n_1}$, and $\|\sum_{i=1}^{n_1} \Psi_i [R(V)]_i / n_1\|_2 \leq C\|R(V)\|_\infty$, where $C > 0$ and $c > 0$ are constants independent of n and p . The matrix Ω defined in (28) satisfies $\lambda_{\max}(\Omega) \leq C$ for some positive constant $C > 0$.

The conditional sub-gaussian assumption is required to establish some concentration results. For the special case where ϵ_i and δ_i are independent of Z_i, X_i , it is sufficient to assuming sub-gaussian errors ϵ_i and δ_i . The conditions on Ψ_i and f_i will be automatically satisfied with a high probability if $\mathbf{E}\Psi_i \Psi_i^\top$ is positive definite and Ψ_i and f_i are sub-gaussian

random variables. The proof of Lemma 5 in the supplement shows that $\lambda_{\max}(\Omega) \leq 1$ for random forests, deep neural networks, and basis approximation methods.

The second assumption is imposed on the generalized IV strength $\mu(V)$ defined in (19). Throughout the paper, the asymptotics is taken as $n \rightarrow \infty$.

(R2) $f_{\mathcal{A}_1}^\top \mathbf{M}(V) f_{\mathcal{A}_1}$ satisfies $f_{\mathcal{A}_1}^\top \mathbf{M}(V) f_{\mathcal{A}_1} \rightarrow \infty$ and $f_{\mathcal{A}_1}^\top \mathbf{M}(V) f_{\mathcal{A}_1} \gg \text{Tr}[\mathbf{M}(V)]$.

If $c \leq \text{Var}(\delta_i \mid X_i, Z_i) \leq C$ for some positive constants $C \geq c > 0$, then $\mu(V)$ is proportional to $f_{\mathcal{A}_1}^\top \mathbf{M}(V) f_{\mathcal{A}_1}$. Our proposed test in Section 3.4 is designed to test the generalized IV strength, which is closely related to the above assumption.

Two important remarks are in order. Firstly, if we assume that the hat matrix Ω leads to an accurate estimator of f , then $\Omega f_{\mathcal{A}_1} \approx f_{\mathcal{A}_1}$ and hence $f_{\mathcal{A}_1}^\top \mathbf{M}(V) f_{\mathcal{A}_1} \approx f_{\mathcal{A}_1}^\top P_{\widehat{V}_{\mathcal{A}_1}, \widehat{W}_{\mathcal{A}_1}}^\perp f_{\mathcal{A}_1} = \sum_{i=1}^{n_1} \left[f_i - \tau^\top (\widehat{V}_i^\top, \widehat{W}_i^\top) \right]^2$ where \widehat{V} and \widehat{W} are defined in (29) and τ is the regression coefficient of regressing $f_{\mathcal{A}_1}$ on $\widehat{V}_{\mathcal{A}_1}$ and $\widehat{W}_{\mathcal{A}_1}$. The condition (R2) will be satisfied if

$$\min_{1 \leq i \leq n_1} \mathbf{E} \left[f_i - \tau^\top (\widehat{V}_i^\top, \widehat{W}_i^\top) \right]^2 \gg \frac{\max\{1, \text{Tr}[\mathbf{M}(V)]\}}{n_1}, \quad \text{with } n_1 = \lceil 2n/3 \rceil,$$

where the expectation is taken conditioning on the data in \mathcal{A}_2 . This condition intuitively requires every of $\{f_i = f(Z_i, X_i)\}_{1 \leq i \leq n_1}$ to have enough variability after adjusting for the covariates and the violation form. More importantly, Condition (R2) does not require $\widehat{f}_{\mathcal{A}_1}$ to be an accurate estimator of $f_{\mathcal{A}_1}$. Condition (R2) can be plausibly satisfied as long as the machine learning methods capture enough association between the treatment and the IVs. As an example, for the basis approximation, $\text{Tr}[\mathbf{M}(V)] \leq r$ with r denoting the rank of the matrix (V, W) : Condition (R2) is satisfied as long as $f_{\mathcal{A}_1}^\top \mathbf{M}(V) f_{\mathcal{A}_1} \gg r$. We shall note that $f_{\mathcal{A}_1}^\top \mathbf{M}(V) f_{\mathcal{A}_1}$ can be of the scale n for the strong IV setting.

The following proposition shows that $\widehat{\beta}_{\text{init}}(V)$ is consistent if the approximation error $R(V)$ defined in (8) is small.

Proposition 2 *Consider the model (2) and (3). Suppose that Conditions (R1) and (R2) hold and $f_{\mathcal{A}_1}^\top \mathbf{M}(V) f_{\mathcal{A}_1} \gg \|R_{\mathcal{A}_1}(V)\|_2^2$, then $\widehat{\beta}_{\text{init}}(V)$ defined in (11) with replacing $\mathbf{M}_{\text{RF}}(V)$ by $\mathbf{M}(V)$ satisfies $\widehat{\beta}_{\text{init}}(V) \xrightarrow{p} \beta$.*

The condition $f_{\mathcal{A}_1}^\top \mathbf{M}(V) f_{\mathcal{A}_1} \gg \|R_{\mathcal{A}_1}(V)\|_2^2$ will be satisfied if the violation function h is well approximated by any linear combination of the columns of V . In the extreme case, $R(V) = 0$ and this condition is automatically satisfied.

Theorem 1 Suppose that the same conditions of Proposition 2 hold and

$$\frac{\max_{1 \leq i \leq n_1} \text{Var}(\epsilon_i \mid Z_i, X_i) [\mathbf{M}(V)f_{\mathcal{A}_1}]_i^2}{\sum_{i=1}^{n_1} \text{Var}(\epsilon_i \mid Z_i, X_i) [\mathbf{M}(V)f_{\mathcal{A}_1}]_i^2} \rightarrow 0. \quad (33)$$

Then $\hat{\beta}(V)$ defined in (30) satisfies

$$\frac{1}{\text{SE}(V)} \left(\hat{\beta}(V) - \beta \right) = \mathcal{G}(V) + \mathcal{E}(V) \quad \text{with} \quad \text{SE}(V) = \frac{\sqrt{\sum_{i=1}^{n_1} \sigma_i^2 [\mathbf{M}(V)f_{\mathcal{A}_1}]_i^2}}{f_{\mathcal{A}_1}^\top \mathbf{M}(V) f_{\mathcal{A}_1}}, \quad (34)$$

where $\sigma_i^2 = \mathbf{E}(\epsilon_i^2 \mid Z_i, X_i)$, $\mathcal{G}(V) \xrightarrow{d} N(0, 1)$ and there exist positive constants $t_0 > 0$ and $C > 0$ such that $\liminf_{n \rightarrow \infty} \mathbb{P}(|\mathcal{E}(V)| \leq C U_n(V)) \geq 1 - \exp(-t_0^2)$, with

$$U_n(V) = \frac{\sqrt{\log n} \cdot \eta_n(V) \cdot \text{Tr}[\mathbf{M}_{\text{RF}}(V)] + t_0 \sqrt{\text{Tr}([\mathbf{M}(V)]^2)} + \|R(V)\|_2}{\sqrt{f_{\mathcal{A}_1} [\mathbf{M}(V)]^2 f_{\mathcal{A}_1}}}, \quad (35)$$

and

$$\eta_n(V) = \|f_{\mathcal{A}_1} - \hat{f}_{\mathcal{A}_1}\|_\infty + \left(|\beta - \hat{\beta}_{\text{init}}(V)| + \|R(V)\|_\infty + \frac{\log n}{\sqrt{n}} \right) (\sqrt{\log n} + \|f_{\mathcal{A}_1} - \hat{f}_{\mathcal{A}_1}\|_\infty). \quad (36)$$

The extra condition (33) is imposed such that requires that not a single entry of the vector $\mathbf{M}(V)f_{\mathcal{A}_1}$ dominates all other entries, which is needed for verifying the linderberg's condition. The standard error $\text{SE}(V)$ defined in (34) relies on the generalized IV strength for a given violation space. If $f_{\mathcal{A}_1}^\top \mathbf{M}(V) f_{\mathcal{A}_1} / n_1$ is of constant order, then $\text{SE}(V) \lesssim 1/\sqrt{n}$. In general, a larger violation space will lead to a larger $\text{SE}(V)$ because the strength $f_{\mathcal{A}_1}^\top \mathbf{M}(V) f_{\mathcal{A}_1}$ decreases with a larger violation space V .

Remark 4 (Accuracy improvement with bias correction) We demonstrate the improvement of bias correction under the homoscedastic correlation condition $\text{Cov}(\epsilon_i, \delta_i \mid Z_i, X_i) = \text{Cov}(\epsilon_i, \delta_i)$. With this additional assumption, we show that (35) can be sharpened by replacing $\sqrt{\log n} \cdot \eta_n$ with η_n ; see Theorem 5 in Section A.1 in the supplement. We can also establish $\frac{1}{\text{SE}(V)} \left(\hat{\beta}_{\text{init}}(V) - \beta \right) = \mathcal{G}(V) + \tilde{\mathcal{E}}(V)$, where

$$\left| \tilde{\mathcal{E}}(V) \right| \leq \frac{\text{Cov}(\epsilon_i, \delta_i) \cdot \text{Tr}[\mathbf{M}_{\text{RF}}(V)] + \|R(V)\|_2}{\sqrt{f_{\mathcal{A}_1} [\mathbf{M}_{\text{RF}}(V)]^2 f_{\mathcal{A}_1}}} + \frac{\sqrt{\text{Tr}([\mathbf{M}_{\text{RF}}(V)]^2)}}{(f_{\mathcal{A}_1} [\mathbf{M}_{\text{RF}}(V)]^2 f_{\mathcal{A}_1})^{c_0}}. \quad (37)$$

When $\hat{f}_{\mathcal{A}_1}$ accurately estimate $f_{\mathcal{A}_1}$ and h is well approximated by the column space of V , then $\eta_n(V) \ll \text{Cov}(\epsilon_i, \delta_i)$. By comparing (37) and the upper bound in (35), we observe our

proposed method reduces the bias. Even if the machine learning predicted values $\hat{f}_{\mathcal{A}_1}$ do not estimate $f_{\mathcal{A}_1}$ well, then the bias correction will not lead to a worse estimator as long as the mild condition $\|f_{\mathcal{A}_1} - \hat{f}_{\mathcal{A}_1}\|_2 \lesssim \sqrt{n}$ is satisfied.

For the statistical inference, we further impose a stronger IV strength condition.

(R2-Inf) $f_{\mathcal{A}_1}^\top [\mathbf{M}(V)]^2 f_{\mathcal{A}_1} \rightarrow \infty$, $f_{\mathcal{A}_1}^\top [\mathbf{M}(V)]^2 f_{\mathcal{A}_1} \gg \|R(V)\|_2^2$, and

$$f_{\mathcal{A}_1}^\top [\mathbf{M}(V)]^2 f_{\mathcal{A}_1} \gg \max \{ (\text{Tr}[\mathbf{M}(V)])^c, \log n \cdot \eta_n(V)^2 \cdot (\text{Tr}[\mathbf{M}(V)])^2 \},$$

where $c > 1$ is some positive constant and $\eta_n(\cdot)$ is defined in (36).

For the basis approximation and the deep neural network, we have $\mathbf{M}_{\text{ba}}^2 = \mathbf{M}_{\text{ba}}$ and $\mathbf{M}_{\text{DNN}}^2 = \mathbf{M}_{\text{DNN}}$. Hence, the condition (R2-Inf) is only slightly stronger than (R2) together with $f_{\mathcal{A}_1}^\top \mathbf{M}(V) f_{\mathcal{A}_1} \gg \|R_{\mathcal{A}_1}(V)\|_2^2$ required in Proposition 2. However, for a general machine learning method, we only have $f_{\mathcal{A}_1}^\top [\mathbf{M}(V)]^2 f_{\mathcal{A}_1} \leq f_{\mathcal{A}_1}^\top \mathbf{M}(V) f_{\mathcal{A}_1}$. Hence, in comparison to (R2), Condition (R2-Inf) is a stronger condition on the generalized IV strength.

Theorem 2 *Consider the model (2) and (3). Suppose that Condition (R1), (R2-Inf) and (33) hold. Then $\hat{\beta}(V)$ defined in (30) satisfies*

$$\frac{1}{\text{SE}(V)} \left(\hat{\beta}(V) - \beta \right) \xrightarrow{d} N(0, 1), \quad (38)$$

where $\text{SE}(V)$ is defined in (34). If $\widehat{\text{SE}}(V)$ used in (31) satisfies $\widehat{\text{SE}}(V)/\text{SE}(V) \xrightarrow{p} 1$, then the confidence interval $\text{CI}(V)$ in (31) satisfies $\liminf_{n \rightarrow \infty} \mathbb{P}(\beta \in \text{CI}(V)) = 1 - \alpha$.

The consistency of the standard error estimator is presented in Lemma 6 in the supplement.

5.2 Guarantees for violation space selection

We present the asymptotic normality of $\hat{\beta}(V_q) - \hat{\beta}(V_{q'})$, which is foundational to establishing the violation space selection consistency. The major component of $\hat{\beta}(V_q) - \hat{\beta}(V_{q'})$ is $S^\top \epsilon_{\mathcal{A}_1}$, with

$$S = \left(\frac{1}{f_{\mathcal{A}_1}^\top \mathbf{M}(V_{q'}) f_{\mathcal{A}_1}} \mathbf{M}(V_{q'}) - \frac{1}{f_{\mathcal{A}_1}^\top \mathbf{M}(V_q) f_{\mathcal{A}_1}} \mathbf{M}(V_q) \right) f_{\mathcal{A}_1} \in \mathbb{R}^{n_1} \quad (39)$$

Conditioning on the data in \mathcal{A}_2 and $\{X_i, Z_i\}_{i \in \mathcal{A}_1}$, the above term is of zero mean and variance

$$H(V_q, V_{q'}) = \frac{\sum_{i=1}^{n_1} \sigma_i^2 [\mathbf{M}(V_{q'}) f_{\mathcal{A}_1}]_i^2}{[f_{\mathcal{A}_1}^\top \mathbf{M}(V_{q'}) f_{\mathcal{A}_1}]^2} + \frac{\sum_{i=1}^{n_1} \sigma_i^2 [\mathbf{M}(V_q) f_{\mathcal{A}_1}]_i^2}{[f_{\mathcal{A}_1}^\top \mathbf{M}(V_q) f_{\mathcal{A}_1}]^2} - 2 \frac{\sum_{i=1}^{n_1} \sigma_i^2 [\mathbf{M}(V_q) f_{\mathcal{A}_1}]_i [\mathbf{M}(V_{q'}) f_{\mathcal{A}_1}]_i}{[f_{\mathcal{A}_1}^\top \mathbf{M}(V_{q'}) f_{\mathcal{A}_1}] \cdot [f_{\mathcal{A}_1}^\top \mathbf{M}(V_q) f_{\mathcal{A}_1}]}, \quad (40)$$

where $\sigma_i^2 = \mathbf{E}(\epsilon_i^2 \mid Z_i, X_i)$. In the following condition, we require that the difference's variance $H(V_q, V_{q'})$ dominates finite-sample approximation errors.

(R3) The variance $H(V_q, V_{q'})$ in (40) satisfies

$$\sqrt{H(V_q, V_{q'})} \gg \max_{V \in \{V_q, V_{q'}\}} \left\{ \frac{1}{\mu(V)} \left[1 + (1 + \sqrt{\log n} \cdot \eta_n(V_{Q_{\max}})) \cdot \text{Tr}[\mathbf{M}_{\text{RF}}(V)] \right] \right\},$$

where $\eta_n(\cdot)$ is defined in (36). There exists a positive constant $c > 0$ such that $\text{Var}(\delta_i \mid Z_i, X_i) \geq c$.

If $\hat{f}_{\mathcal{A}_1}$ accurately estimate $f_{\mathcal{A}_1}$ and h is well approximated by the column space of $V_{Q_{\max}}$, then $\sqrt{\log n} \cdot \eta_n(V_{Q_{\max}}) \leq c$ for some positive constant $c > 0$. If $H(V_q, V_{q'}) \asymp \min\{\cdot\}$ For the basis approximation or the DNN method with the homoscedastic error, we have

$$H(V_q, V_{q'}) = \sigma^2 \left(\frac{1}{f^\top \mathbf{M}(V_{q'}) f} - \frac{1}{f^\top \mathbf{M}(V_q) f} \right) \quad \text{and} \quad \frac{1}{\mu(V_q)} = \sigma^2 \frac{1}{f^\top \mathbf{M}(V_q) f}.$$

If we assume that $f^\top \mathbf{M}(V_{q'}) f = c_* f^\top \mathbf{M}(V_q) f$ for some $0 < c_* < 1$, then we have $H(V_q, V_{q'}) = \frac{1-c_*}{c_*} \mu(V_q)$. In this case, Condition (R3) is satisfied if $\mu(V_q) \gg (\text{Tr}[\mathbf{M}(V_q)])^2$ and $\mu(V_{q'}) \gg (\text{Tr}[\mathbf{M}(V_{q'})])^2$, which are only slightly stronger than Condition (R2-Inf).

The following theorem establishes the asymptotic normality of $\hat{\beta}(V_q) - \hat{\beta}(V_{q'})$.

Theorem 3 Consider the model (2) and (3). Suppose that Condition (R1) holds, Condition (R2) holds for $V \in \{V_q, V_{q'}\}$, Condition (R3) holds, and the vector S defined in (39) satisfies $\max_{i \in \mathcal{A}_1} S_i^2 / (\sum_{i \in \mathcal{A}_1} S_i^2) \rightarrow 0$. If

$$\sqrt{H(V_q, V_{q'})} \gg \max_{V \in \{V_q, V_{q'}\}} \|R(V)\|_2 / \sqrt{\mu(V)}, \quad (41)$$

then we have $(\hat{\beta}(V_q) - \hat{\beta}(V_{q'})) / \sqrt{H(V_q, V_{q'})} \xrightarrow{d} N(0, 1)$, with $\hat{\beta}(\cdot)$ defined in (32) and $H(V_q, V_{q'})$ defined in (40).

If both V_q and $V_{q'}$ approximate h well, then the condition (41) is automatically satisfied. When one of V_q and $V_{q'}$ does not approximate h well, we define a leading component of $\widehat{\beta}(V_q) - \widehat{\beta}(V_{q'})$ as

$$\mathcal{L}_n(V_q, V_{q'}) = \frac{1}{\sqrt{H(V_q, V_{q'})}} \left(\frac{D_{\mathcal{A}_1}^\top \mathbf{M}(V_q) [R(V_q)]_{\mathcal{A}_1}}{D_{\mathcal{A}_1}^\top \mathbf{M}(V_q) D_{\mathcal{A}_1}} - \frac{D_{\mathcal{A}_1}^\top \mathbf{M}(V_{q'}) [R(V_{q'})]_{\mathcal{A}_1}}{D_{\mathcal{A}_1}^\top \mathbf{M}(V_{q'}) D_{\mathcal{A}_1}} \right). \quad (42)$$

The difference $\mathcal{L}_n(V_q, V_{q'})$ means the difference between the bias terms of $\widehat{\beta}(V_q)$ and $\widehat{\beta}(V_{q'})$. In a special case, if h is exactly spanned by $V_{q'}$, then $\mathcal{L}_n(V_q, V_{q'})$ measures the bias of $\widehat{\beta}(V_q)$.

With multiple normalized differences $\{(\widehat{\beta}(V_q) - \widehat{\beta}(V_{q'})) / \sqrt{H(V_q, V_{q'})}\}_{0 \leq q < q' \leq Q_{\max}}$, we define the α_0 quantile for the maximum of a collection of random error components in (39),

$$\mathbb{P} \left(\max_{0 \leq q < q' \leq Q_{\max}} \frac{1}{\sqrt{H(V_q, V_{q'})}} \left| \frac{f_{\mathcal{A}_1}^\top \mathbf{M}(V_{q'}) \epsilon_{\mathcal{A}_1}}{f_{\mathcal{A}_1}^\top \mathbf{M}(V_{q'}) f_{\mathcal{A}_1}} - \frac{f_{\mathcal{A}_1}^\top \mathbf{M}(V_q) \epsilon_{\mathcal{A}_1}}{f_{\mathcal{A}_1}^\top \mathbf{M}(V_q) f_{\mathcal{A}_1}} \right| \geq \rho(\alpha_0) \right) = \alpha_0. \quad (43)$$

We introduce the following condition for the violation space selection.

(R4) For violation spaces $\mathcal{V}_0 \subset \mathcal{V}_1 \subset \dots \subset \mathcal{V}_Q$ and corresponding violation matrices $\{V_q\}_{0 \leq q \leq Q}$, there exists $Q^* \in \{0, 1, 2, \dots, Q\}$ such that $Q^* \leq Q_{\max}$ and $R(V_{Q^*}) = 0$. For any integer $q \in [0, Q^* - 1]$, there exists an integer $q' \in [q + 1, Q^*]$ such that

$$\mathcal{L}_n(V_q, V_{q'}) \geq A\rho(\alpha_0) \quad \text{for } A > 2, \quad (44)$$

where $\mathcal{L}_n(V_q, V_{q'})$ is defined in (42) and $\rho(\alpha_0)$ is defined in (43).

The above condition ensures that there exists a violation space \mathcal{V}_{Q^*} generating the function h . The well-separation condition (44) is interpreted as follows: if $h \notin \mathcal{V}_q$, then $\widehat{\beta}(V_q)$ has a large estimation bias, which leads to at least one of $\left\{ \left| \widehat{\beta}(V_q) - \widehat{\beta}(V_{q'}) \right| \right\}_{q+1 \leq q' \leq Q^*}$ being large. We now state the validity of our proposed confidence interval in Algorithm 1.

Theorem 4 Consider the model (2) and (3). Suppose that Condition (R1) holds, Condition (R2-Inf) holds for $V \in \{V_q\}_{0 \leq q \leq Q_{\max}}$, Condition (R3) holds for any $0 \leq q < q' \leq Q_{\max}$, Condition (R4) holds, $\widehat{H}(V_q, V_{q'})/H(V_q, V_{q'}) \xrightarrow{p} 1$, and $\widehat{\rho}/\rho(\alpha_0) \xrightarrow{p} 1$ with $\widehat{\rho}$ and $\rho(\alpha_0)$ defined in (27) and (43) respectively. Then our proposed CI in Algorithm 1 with replacing $\mathbf{M}_{\text{RF}}(V)$ by $\mathbf{M}(V)$ satisfies

$$\liminf_{n \rightarrow \infty} \mathbb{P}[\beta \in \text{CI}(\widehat{V}_{\widehat{q}})] \geq 1 - \alpha - 2\alpha_0 \quad \text{with } \widehat{q} = \widehat{q}_c \text{ or } \widehat{q}_r, \quad (45)$$

where α_0 is used in (43).

The above theorem guarantees the coverage property for the CIs corresponding to $V_{\hat{q}_c}$ and $V_{\hat{q}_r}$. However, we shall remark that the CI based on $V_{\hat{q}_r}$ is more robust. In particular, the well-separation condition (44) can be relaxed as follows: for any integer $q \in [0, Q^* - 2]$, there exists an integer $q' \in [q + 1, Q^*]$ such that (44) holds. That is, the statistical inference based on $V_{\hat{q}_r}$ is still valid if we make mistakes for comparing V_{Q^*-1} and V_{Q^*} .

6 Simulation studies

We conduct a simulation study with the following models

$$Y_i = D_i\beta + h(Z_i) + 0.2 \cdot \sum_{j=1}^p X_{ij} + \epsilon_i, \quad D_i = f(Z_i, X_i) + \delta_i, \quad \text{for } 1 \leq i \leq n. \quad (46)$$

We set $\beta = 1$ as the treatment effect, fix $p = 20$ and vary the sample size n across $\{1000, 3000, 5000\}$. We generate $X_i^* \in \mathbb{R}^{p+1}$ following a multivariate normal distribution with zero mean and covariance matrix Σ where $\Sigma_{ij} = 0.5^{|i-j|}$ for $1 \leq i, j \leq p+1$. With Φ denoting the standard normal cumulative distribution function, we define $X_{ij} = \Phi(X_{ij}^*)$ for $1 \leq j \leq p$. We generate a continuous IV as $Z_i = 4(\Phi(X_{i,p+1}^*) - 0.5) \in (-2, 2)$ and consider the following two conditional mean models $f(Z_i, X_i)$ in (46),

1. Mean model 1: $f(Z_i, X_i) = -\frac{25}{12} + Z_i + Z_i^2 + \frac{1}{8}Z_i^4 + Z_i \cdot (a \cdot \sum_{j=1}^5 X_{ij}) - \sum_{j=1}^p 0.3X_{ij}$
2. Mean model 2: $f(Z_i, X_i) = \sin(2\pi Z_i) + \frac{3}{2}\cos(2\pi Z_i) + Z_i \cdot (a \cdot \sum_{j=1}^5 X_{ij}) - \sum_{j=1}^p 0.3X_{ij}$

We further generate a binary IV as $Z_i = \mathbf{1}(\Phi(X_{i,p+1}^*) > 0.6)$ and consider the following conditional mean model $f(Z_i, X_i)$,

3. Mean model 3 (binary IV): $f(Z_i, X_i) = Z_i \cdot (1 + a \cdot \sum_{j=1}^5 X_{ij}) - \sum_{j=1}^p 0.3X_{ij}$.

The function f is composed as a function of Z_i , a linear function of X_i and an interaction between Z_i and the first five variables of X_i . The value a controls the interaction strength, and when $a = 0$, the interaction term disappears. We will vary a across $\{0, 0.5, 1\}$.

We consider two violation forms in (46): (a) Linear violation: $h(Z_i) = Z_i$, denoted as $\text{vio} = 1$; (b) Quadratic violation: $h(Z_i) = Z_i + Z_i^2 - 1$, denoted as $\text{vio} = 2$. For Setting 3 with a binary IV, the two violation forms only differ by a constant, and hence we focus on the linear violation.

We consider two different distributions to generate the errors $\{(\delta_i, \epsilon_i)^\top\}_{1 \leq i \leq n}$ in (46),

1. Error distribution 1. Generate $\{(\delta_i, \epsilon_i)^\top\}_{1 \leq i \leq n} \stackrel{i.i.d.}{\sim} N\left(\mathbf{0}, \begin{pmatrix} 1 & 0.5 \\ 0.5 & 1 \end{pmatrix}\right)$.
2. Error distribution 2. For $1 \leq i \leq n$, generate $\delta_i \sim N(0, Z_i^2 + 0.25)$ and

$$\epsilon_i = \kappa \delta_i + \sqrt{\frac{1 - \kappa^2}{0.86^4 + 1.38072^2}} (1.38072 \cdot \tau_{1,i} + 0.86^2 \cdot \tau_{2,i}) \quad (47)$$

where $\kappa = 0.6$ and conditioning on Z_i , $\tau_{1,i} \sim N(0, Z_i^2 + 0.25)$, $\tau_{2,i} \sim N(0, 1)$, and $\tau_{1,i}$ and $\tau_{2,i}$ are independent of δ_i .

Error distribution 1 corresponds to homoscedastic while Error distribution 2 to heteroscedastic errors, where the generating method in (47) follows from [4]. We specify the violation space \mathcal{V}_q as the space of q -th order polynomials. We shall implement TSCI with random forests as detailed in Algorithm 1. We choose the violation space by the comparison and robust selection methods described in Algorithm 1. As “naive” benchmarks, we compare different random forests based methods in the oracle setting, where the violation space is known a priori. We construct the confidence intervals in the form of $(\hat{\beta} - z_{\alpha/2} \widehat{\text{SE}}, \hat{\beta} + z_{\alpha/2} \widehat{\text{SE}})$ and consider the following three specific estimators,

- RF-Init. Set $\hat{\beta} = \hat{\beta}_{\text{init}}$ with $\hat{\beta}_{\text{init}}$ defined in (11) and calculate

$$\widehat{\text{SE}} = \frac{\hat{\sigma}_\epsilon \sqrt{D_{\mathcal{A}_1}^\top [\mathbf{M}_{\text{RF}}(V)]^2 D_{\mathcal{A}_1}}}{D_{\mathcal{A}_1}^\top \mathbf{M}_{\text{RF}}(V) D_{\mathcal{A}_1}} \quad \text{with} \quad \hat{\sigma}_\epsilon(V) = \sqrt{\|P_{V,W}^\perp [Y - D\hat{\beta}_{\text{init}}(V)]\|_2^2 / (n - r)}.$$

- RF-Plug. Set $\hat{\beta} = \hat{\beta}_{\text{plug}}$ with $\hat{\beta}_{\text{plug}}$ defined in (15) and compute

$$\widehat{\text{SE}} = \sqrt{\frac{\|P_{V,W}^\perp (Y - \hat{\beta}_{\text{plug}}(V)D)\|_2^2}{|\mathcal{A}_1| \cdot \hat{D}_{\mathcal{A}_1}^\top P_{V_{\mathcal{A}_1}, W_{\mathcal{A}_1}}^\perp \hat{D}_{\mathcal{A}_1}}}.$$

- RF-Full. Set $\hat{\beta} = \hat{\beta}_{\text{full}}(V)$ with $\hat{\beta}$ defined in (16) and calculate

$$\widehat{\text{SE}} = \frac{\hat{\sigma}_{\text{full}}(V) \sqrt{D^\top [\mathbf{M}_{\text{RF}}^{\text{full}}(V)]^2 D}}{D^\top \mathbf{M}_{\text{RF}}^{\text{full}}(V) D} \quad \text{with} \quad \hat{\sigma}_{\text{full}}(V) = \sqrt{\|P_{V,W}^\perp (Y - \hat{\beta}_{\text{RF}}^{\text{full}}(V)D)\|_2^2 / n}.$$

In table 1, we compare the coverage properties of the TSLS, the above three random forests methods, and our proposed TSCI with random forests and basis approximation. TSLS fails to have correct coverage probability 0.95 due to the existence of invalid IV;

furthermore, even when the violation space is known, we observe that RF-Full, and RF-Plug methods fail to achieve the desired coverage and the RF-Init method fails to have the desired coverage for $\text{vio}=2$. In contrast, our proposed TSCI achieves the desired coverage for the $\text{vio}=1$ setting and for the $\text{vio}=2$ setting with a relatively large interaction or large sample size.

We shall highlight two interesting observations. Firstly, the violation spaces selected by the comparison and robust methods tend to give valid coverage for $\text{vio}=1$; however, for $\text{vio}=2$, these methods work for more favorable settings, such as a larger interaction and a larger sample size. For smaller interaction values and sample sizes, Q_{\max} is taken as 1 and hence the desired coverage is not achieved. However, the IV validity test can still report invalid IV in these challenging settings. Secondly, the RF-Init suffers from a larger bias in the $\text{vio}=2$ setting, which leads to its undercoverage. For $\text{vio}=2$, a larger violation space (generated by the linear and quadratic violation forms) is adjusted, and hence the generalized IV strength gets smaller, which results in a more significant estimation bias by the expression (37). For Model 1, we further report the mean absolute bias and the confidence interval length in Tables S1 and S2 in the supplement, respectively.

The observations for Model 2 are generally similar to those for Model 1, and Model 2 is slightly easier in the sense that the generalized IV strength remains relatively large even after adjusting for quadratic violation forms. We report the generalized IV strength of both Models 1 and 2 with Error distribution 1 in Table S7 in the supplement. For Model 2, we report the empirical coverage, the mean absolute bias, and the confidence interval length in Tables S4, S5, and S6 in the supplement, respectively.

We illustrate our proposed method for the settings with heteroscedastic errors. In Table 2, we report the performance of our proposed TSCI with random forests for Model 2. Our proposed TSCI achieves the desired coverage in most settings with $\text{vio}=1$ and $\text{vio}=2$ with $n \geq 3000$. For $n = 1000$ and $\text{vio}=2$, the TSCI with the oracle information of the violation space tends to achieve reasonably good coverage, but the selection methods are not performing as well since Q_{\max} is set as 1 in many cases. However, we can still test the existence of invalid IVs in such settings. By comparing TSCI with random forests and RF-Init, we observe the improvement of our bias correction method, which leads to a better coverage property, especially for the relatively weak IV settings. The performance of our proposed estimator for Model 1 with Error distribution 2 is similar to those observed here, which is presented in Table S8 in the supplement.

We further illustrate our proposed method for Model 3 with a binary IV. We demon-

			TSCI-RF				TSCI-ba			TSLs	Other RF(oracle)		
vio	a	n	Oracle	Comp	Robust	Invalidity	Oracle	Comp	Robust		Init	Plug	Full
1	0.0	1000	0.93	0.93	0.93	1.00	0.94	0.93	0.91	0	0.93	0.02	0.79
		3000	0.95	0.95	0.95	1.00	0.95	0.94	0.95	0	0.94	0.00	0.74
		5000	0.96	0.95	0.95	1.00	0.94	0.93	0.95	0	0.96	0.00	0.66
	0.5	1000	0.96	0.96	0.96	1.00	0.95	0.94	0.94	0	0.96	0.03	0.80
		3000	0.95	0.93	0.92	1.00	0.95	0.94	0.95	0	0.95	0.00	0.68
		5000	0.95	0.93	0.93	1.00	0.95	0.94	0.93	0	0.95	0.00	0.60
	1.0	1000	0.94	0.93	0.90	1.00	0.96	0.95	0.95	0	0.93	0.02	0.79
		3000	0.94	0.94	0.93	1.00	0.96	0.95	0.95	0	0.94	0.00	0.60
		5000	0.94	0.93	0.93	1.00	0.95	0.93	0.94	0	0.94	0.00	0.47
2	0.0	1000	0.48	0.00	0.00	1.00	0.92	0.07	0.07	0	0.24	0.00	0.00
		3000	0.78	0.00	0.00	1.00	0.94	0.92	0.93	0	0.58	0.00	0.00
		5000	0.85	0.02	0.02	1.00	0.94	0.94	0.95	0	0.66	0.00	0.00
	0.5	1000	0.84	0.00	0.00	0.95	0.93	0.13	0.13	0	0.64	0.07	0.01
		3000	0.87	0.87	0.87	1.00	0.95	0.94	0.94	0	0.77	0.63	0.00
		5000	0.93	0.93	0.93	1.00	0.95	0.95	0.96	0	0.83	0.39	0.00
	1.0	1000	0.91	0.90	0.90	1.00	0.95	0.09	0.09	0	0.89	0.34	0.21
		3000	0.93	0.93	0.92	1.00	0.95	0.91	0.91	0	0.90	0.00	0.02
		5000	0.93	0.93	0.93	1.00	0.94	0.94	0.95	0	0.92	0.00	0.01

Table 1: Coverage (at nominal level 0.95) for Model 1 with Error distribution 1. The columns indexed with “TSCI-RF” “TSCI-ba” correspond to our proposed TSCI with the random forests and the basis approximation, where the columns indexed with “Oracle”, “Comp” and “Robust” correspond to the estimators with the violation space selected by the oracle knowledge, the comparison method, and the robust method. The column indexed with “Invalidity” reports the proportion of detecting the proposed IV as invalid. The columns index “TSLs” corresponds to the TSLs estimator. The columns indexed with “Init”, “Plug”, “Full” correspond to the RF estimators without bias-correction, the plug-in RF estimator and the no data-splitting RF estimator, with the oracle knowledge of the violation space.

			TSCI-RF										RF-Init	
			Bias			Length			Coverage			Invalidity	Bias	Coverage
vio	a	n	Orac	Comp	Robust	Orac	Comp	Robust	Orac	Comp	Robust		Orac	Orac
1	0.0	1000	0.03	0.03	0.03	0.31	0.31	0.31	0.83	0.83	0.83	1.00	0.09	0.69
		3000	0.00	0.00	0.00	0.13	0.13	0.12	0.95	0.95	0.94	1.00	0.01	0.94
		5000	0.00	0.00	0.00	0.08	0.08	0.08	0.96	0.96	0.95	1.00	0.01	0.93
	0.5	1000	0.01	0.01	0.01	0.18	0.18	0.17	0.92	0.92	0.92	1.00	0.04	0.84
		3000	0.00	0.00	0.00	0.08	0.08	0.08	0.95	0.95	0.95	1.00	0.01	0.93
		5000	0.00	0.00	0.00	0.06	0.06	0.06	0.96	0.96	0.95	1.00	0.00	0.94
	1.0	1000	0.00	0.00	0.00	0.16	0.16	0.15	0.93	0.94	0.92	1.00	0.02	0.90
		3000	0.00	0.00	0.00	0.08	0.08	0.08	0.94	0.94	0.94	1.00	0.01	0.92
		5000	0.00	0.00	0.00	0.06	0.06	0.06	0.94	0.94	0.94	1.00	0.01	0.92
2	0.0	1000	0.04	0.60	0.60	0.26	0.41	0.41	0.74	0.16	0.16	0.98	0.10	0.61
		3000	0.00	0.00	0.00	0.12	0.12	0.11	0.93	0.93	0.90	1.00	0.01	0.88
		5000	0.00	0.00	0.00	0.08	0.08	0.07	0.95	0.95	0.93	1.00	0.01	0.94
	0.5	1000	0.00	0.11	0.10	0.16	0.17	0.18	0.93	0.75	0.75	0.94	0.04	0.81
		3000	0.00	0.00	0.00	0.08	0.08	0.08	0.96	0.96	0.95	1.00	0.01	0.93
		5000	0.00	0.00	0.00	0.06	0.06	0.06	0.96	0.96	0.96	1.00	0.00	0.96
	1.0	1000	0.00	0.01	0.01	0.15	0.15	0.15	0.95	0.93	0.93	1.00	0.02	0.90
		3000	0.00	0.00	0.00	0.08	0.08	0.08	0.95	0.95	0.95	1.00	0.01	0.95
		5000	0.00	0.00	0.00	0.06	0.06	0.06	0.95	0.95	0.95	1.00	0.01	0.93

Table 2: Bias, length, and coverage (at nominal level 0.95) for Model 2 with Error distribution 2. The columns indexed with “TSCI-RF” corresponds to our proposed TSCI with the random forests, where the columns indexed with “Bias”, “Length”, and “Coverage” correspond to the absolute bias of the point estimator, the length and empirical coverage of the constructed confidence interval respectively. The columns indexed with “Oracle”, “Comp” and “Robust” correspond to the TSCI estimators with the violation space selected by the oracle knowledge, the comparison method, and the robust method. The column indexed with “Invalidity” reports the proportion of detecting the proposed IV as invalid. The columns indexed with “RF-Init” correspond to the RF estimators without bias-correction but with the oracle knowledge of the violation space.

strate the method with both homoscedastic and heteroscedastic errors. The observations are coherent with those for Models 1 and 2, with the main difference that the treatment effect is not even identifiable for $a = 0$, which happens only for the binary IV setting. However, as long as the interaction is increased, our proposed TSCI methods achieve the desired coverage.

			TSCI-RF										RF-Init	
Error	a	n	Bias			Length			Coverage			Invalidity	Bias	Coverage
			Oracle	Comp	Robust	Oracle	Comp	Robust	Oracle	Comp	Robust		Oracle	Oracle
1	0.0	1000	0.49	0.51	0.49	0.32	0.31	0.32	0.02	0.02	0.02	0.92	0.50	0.00
		3000	0.50	0.51	0.50	0.30	0.29	0.30	0.02	0.02	0.02	0.95	0.50	0.00
		5000	0.49	0.50	0.49	0.27	0.27	0.27	0.01	0.01	0.01	0.98	0.50	0.00
	0.5	1000	0.13	0.17	0.13	0.40	0.32	0.40	0.66	0.59	0.66	0.68	0.25	0.31
		3000	0.04	0.04	0.04	0.30	0.30	0.30	0.82	0.82	0.82	0.99	0.14	0.52
		5000	0.02	0.02	0.02	0.25	0.25	0.25	0.82	0.82	0.82	1.00	0.11	0.58
	1.0	1000	0.00	0.02	0.00	0.31	0.28	0.31	0.88	0.80	0.88	0.85	0.06	0.84
		3000	0.00	0.00	0.00	0.19	0.19	0.19	0.93	0.93	0.93	1.00	0.02	0.91
		5000	0.00	0.00	0.00	0.15	0.15	0.15	0.93	0.93	0.93	1.00	0.02	0.89
2	0.0	1000	0.60	0.63	0.60	0.36	0.33	0.36	0.01	0.01	0.01	0.80	0.60	0.00
		3000	0.60	0.61	0.60	0.31	0.29	0.31	0.01	0.01	0.01	0.90	0.60	0.00
		5000	0.60	0.61	0.60	0.28	0.26	0.28	0.00	0.00	0.00	0.92	0.60	0.00
	0.5	1000	0.11	0.16	0.11	0.41	0.32	0.41	0.69	0.62	0.69	0.68	0.26	0.31
		3000	0.03	0.03	0.03	0.29	0.29	0.29	0.83	0.83	0.83	1.00	0.14	0.48
		5000	0.01	0.01	0.01	0.24	0.24	0.24	0.88	0.88	0.88	1.00	0.11	0.57
	1.0	1000	0.00	0.02	0.00	0.30	0.28	0.30	0.93	0.87	0.93	0.90	0.06	0.88
		3000	0.00	0.00	0.00	0.18	0.18	0.18	0.94	0.94	0.94	1.00	0.03	0.89
		5000	0.00	0.00	0.00	0.14	0.14	0.14	0.96	0.96	0.96	1.00	0.02	0.91

Table 3: Bias, length, and coverage (at nominal level 0.95) for Model 3 (binary IV) with Error distributions 1 and 3. The columns indexed with “TSCI-RF” corresponds to our proposed TSCI with the random forests, where where the columns indexed with “Bias”, “Length”, and “Coverage” correspond to the absolute bias of the point estimator, the length and empirical coverage of the constructed confidence interval respectively. The columns indexed with “Oracle”, “Comp” and “Robust” correspond to the TSCI estimators with the violation space selected by the oracle knowledge, the comparison method, and the robust method. The column indexed with “Invalidity” reports the proportion of detecting the proposed IV as invalid. The columns index The columns indexed with “RF-Init” correspond to the RF estimators without bias-correction but with the oracle knowledge of the violation space.

7 Real data

We revisit the important economic question on the effect of education on income [12, 13]. We follow [11] and analyze the same data set from the National Longitudinal Survey of Young Men. The outcome is the log wages, and the treatment is the years of schooling. As argued in [11], there are various reasons that the treatment is endogenous. For example, the unobserved confounder “ability bias” may affect both the schooling years and wages, leading to the OLS estimator having a positive bias. [11] proposed an indicator for a nearby 4-year college in 1966 as the IV. As suggested in [11], we include the following baseline covariates: a quadratic function of potential experience, a race indicator, and dummy variables for residence in a metropolitan area and the source in 1976. The data set consists of $n = 3010$ observations, which is made available by the R package `ivmodel` [27].

On the left panel of Figure 2, we compare the OLS, TSLS, and TSCI estimators. Since the TSCI estimates depend on the specific sample splitting, we report 501 TSCI estimates due to 501 different splitting. The median of these 501 TSCI estimators is 0.0648, smaller than the OLS estimate (0.0747) and the TSLS estimate (0.1315). 81.84% of the 501 TSCI estimates are smaller than the OLS estimate. In contrast to the TSLS estimator, the TSCI estimators tend to be smaller than the OLS estimator, which helps correct the positive “ability bias”. We shall point out the IV strengths for the TSCI estimators are typically much larger than the TSLS (the concentration parameter is 13.26), which is illustrated in the right panel of Figure 2.

We apply our proposed IV validity test, and out of the total 501 splits, only two of them report an invalid IV. This test re-assures that the proximity to the college is a good IV (and our TSCI is robust against its invalidity). At least, the IV estimator does not substantially change if we allow for a linear function of IV in the outcome model.

In Figure 3, we further compare different CIs. The TSLS CI is (0.0238, 0.2392), which is much broader than the CIs by OLS and TSCI. This wide interval results from the relatively weak IV illustrated in Figure 2. The CI by TSCI with random forests varies with the specific sample splitting. We implement the methods described in Section 3.6 to adjust the finite-sample variation due to sample splitting. The two adjustment methods lead to similar results: the median CI (0.0343, 0.0953) and the multi-split CI (0.0341, 0.0949), both based on 501 different realized sample splitting. As reported in Figure 3, the CIs based on the TSCI estimator with random forests are pushed to the lower part of the wide CI by TSLS.

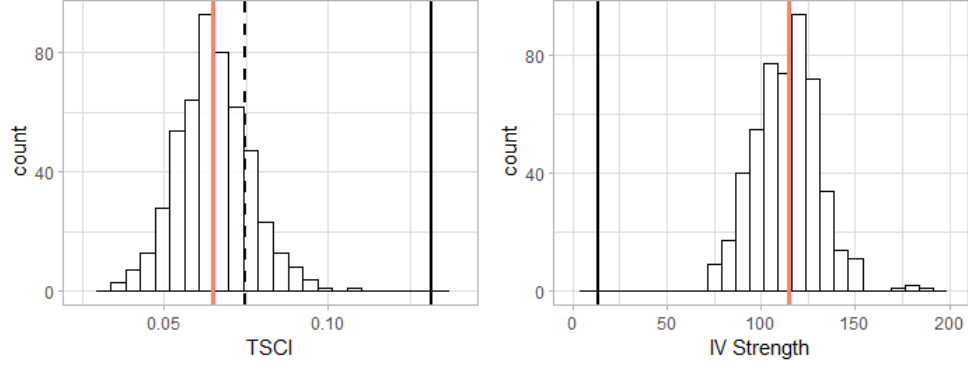


Figure 2: The left panel reports the histogram of the TSCI estimates with random forests, where the estimates differ due to the randomness of different 501 realized sample splitting; the solid red line corresponds to the median of the TSCI estimates while the solid and dashed black lines correspond to the TSLS and OLS estimates, respectively. The right panel displays the histogram of the generalized IV strength over the different 501 realized sample splitting; the solid red line denotes the median of all IV strength for TSCI while the solid black line denotes the IV strength of TSLS.

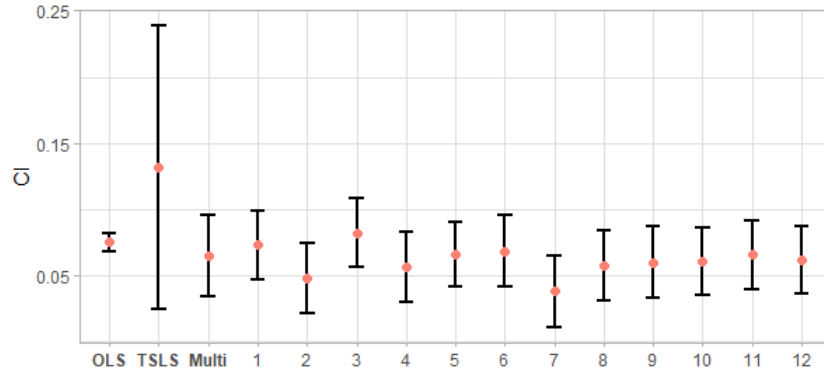


Figure 3: Confidence intervals (CIs) plots. The CIs with labels “OLS”, “TSLS”, and “Multi” correspond to the CIs constructed by OLS, TSLS, and the CI for TSCI by multi-splitting. The remaining CIs with indices belonging to $\{1, \dots, 12\}$ represent CIs constructed from different sample splitting (only the first 12 out of 501 splittings are shown)

8 Proofs

In Section 8.1, we establish Proposition 2. In Section 8.2, we establish Theorems 1 and 2. We prove Theorem 3 and Corollary 2 in Section 8.3. We first introduce some notations and lemmas used throughout the proof. We shall use \mathcal{O} to denote the set of random variables $\{Z_i, X_i\}_{1 \leq i \leq n}$ and $\{D_i\}_{i \in \mathcal{A}_2}$. We introduce the following lemma about the concentration of quadratic forms, which is Theorem 1.1 in [44].

Lemma 1 (Hanson-Wright inequality) *Let $\epsilon \in \mathbb{R}^n$ be a random vector with independent sub-gaussian components ϵ_i with zero mean and sub-gaussian norm K . Let A be an $n \times n$ matrix. Then for every $t \geq 0$,*

$$\mathbf{P}(|\epsilon^\top A \epsilon - \mathbf{E} \epsilon^\top A \epsilon| > t) \leq 2 \exp \left[-c \min \left(\frac{t^2}{K^4 \|A\|_F^2}, \frac{t}{K^2 \|A\|_2} \right) \right].$$

Note that $2\epsilon^\top A \delta = (\epsilon + \delta)^\top A (\epsilon + \delta) - \epsilon^\top A \epsilon - \delta^\top A \delta$. If both ϵ_i and δ_i are sub-gaussian, we apply the union bound, Lemma 1 for both ϵ and δ and then establish,

$$\mathbf{P}(|\epsilon^\top A \delta - \mathbf{E} \epsilon^\top A \delta| > t) \leq 6 \exp \left[-c \min \left(\frac{t^2}{K^4 \|A\|_F^2}, \frac{t}{K^2 \|A\|_2} \right) \right]. \quad (48)$$

We define the conditional covariance matrices $\Lambda, \Sigma^\delta, \Sigma^\epsilon \in \mathbb{R}^{n_1 \times n_1}$ as

$$\Lambda = \mathbf{E}(\delta_{\mathcal{A}_1} \epsilon_{\mathcal{A}_1}^\top \mid X_{\mathcal{A}_1}, Z_{\mathcal{A}_1}), \quad \Sigma^\delta = \mathbf{E}(\delta_{\mathcal{A}_1} \delta_{\mathcal{A}_1}^\top \mid X_{\mathcal{A}_1}, Z_{\mathcal{A}_1}), \quad \Sigma^\epsilon = \mathbf{E}(\epsilon_{\mathcal{A}_1} \epsilon_{\mathcal{A}_1}^\top \mid X_{\mathcal{A}_1}, Z_{\mathcal{A}_1}). \quad (49)$$

For any $i, j \in \mathcal{A}_1$ and $i \neq j$, we apply the iterative expectation and obtain, $\Lambda_{i,j} = \mathbf{E}(\epsilon_i \delta_j \mid X_{\mathcal{A}_1}, Z_{\mathcal{A}_1}) = \mathbf{E}[\delta_j \mathbf{E}(\epsilon_i \mid X_{\mathcal{A}_1}, Z_{\mathcal{A}_1}, \delta_j) \mid X_{\mathcal{A}_1}, Z_{\mathcal{A}_1}]$. Since $\mathbf{E}(\epsilon_i \mid X_{\mathcal{A}_1}, Z_{\mathcal{A}_1}, \delta_j) = \mathbf{E}(\epsilon_i \mid X_i, Z_i) = 0$ for $i \neq j$, we have $\Lambda_{i,j} = 0$ and Λ is a diagonal matrix. Similarly, we can show Σ^δ and Σ^ϵ are diagonal matrices. The conditional sub-gaussian condition in (R1) implies that $\max_{1 \leq j \leq n_1} \max \{|\Lambda_{j,j}|, |\Sigma_{j,j}^\delta|, |\Sigma_{j,j}^\epsilon|\} \leq K^2$.

8.1 Proof of Proposition 2

Recall that we are analyzing $\widehat{\beta}_{\text{init}}(V)$ defined in (11) with replacing $\mathbf{M}_{\text{RF}}(V)$ by $\mathbf{M}(V)$. We decompose the estimation error of $\widehat{\beta}_{\text{init}}(V)$ as

$$\widehat{\beta}_{\text{init}}(V) - \beta = \frac{\epsilon_{\mathcal{A}_1}^\top \mathbf{M}(V) \delta_{\mathcal{A}_1} + \epsilon_{\mathcal{A}_1}^\top \mathbf{M}(V) f_{\mathcal{A}_1} + R_{\mathcal{A}_1}(V)^\top \mathbf{M}(V) D_{\mathcal{A}_1}}{D_{\mathcal{A}_1}^\top \mathbf{M}(V) D_{\mathcal{A}_1}}. \quad (50)$$

The following Lemma controls the key components of the above decomposition, whose proof can be found in Section C.1 in the supplement.

Lemma 2 Under Condition (R1), with probability larger than $1 - \exp(-c \min\{t_0^2, t_0\})$ for some positive constants $c > 0$ and $t_0 > 0$,

$$|\epsilon_{\mathcal{A}_1}^\top \mathbf{M}(V) \delta_{\mathcal{A}_1} - \text{Tr}[\mathbf{M}(V) \Lambda]| \leq t_0 K^2 \sqrt{\text{Tr}([\mathbf{M}(V)]^2)}, \quad (51)$$

$$|\epsilon_{\mathcal{A}_1}^\top \mathbf{M}(V) f_{\mathcal{A}_1}| \leq t_0 K \sqrt{f_{\mathcal{A}_1}^\top [\mathbf{M}(V)]^2 f_{\mathcal{A}_1}}, \quad (52)$$

$$\left| \frac{D_{\mathcal{A}_1}^\top \mathbf{M}(V) D_{\mathcal{A}_1}}{f_{\mathcal{A}_1}^\top \mathbf{M}(V) f_{\mathcal{A}_1}} - 1 \right| \lesssim \frac{K^2 \text{Tr}[\mathbf{M}(V)] + t_0 K^2 \sqrt{\text{Tr}([\mathbf{M}(V)]^2)} + t_0 K \sqrt{f_{\mathcal{A}_1}^\top [\mathbf{M}(V)]^2 f_{\mathcal{A}_1}}}{f_{\mathcal{A}_1}^\top \mathbf{M}(V) f_{\mathcal{A}_1}}. \quad (53)$$

where the matrix Λ is defined in (49).

Define $\tau_n = f_{\mathcal{A}_1}^\top \mathbf{M}(V) f_{\mathcal{A}_1}$. Together with (70) and the generalized IV strength condition (R2), we apply (53) with $t_0 = (f_{\mathcal{A}_1}^\top \mathbf{M}(V) f_{\mathcal{A}_1})^{1/2-c_0}$ for some $0 < c_0 < 1/2$. Then there exists positive constants $c > 0$ and $C > 0$ such that with probability larger than $1 - \exp(-c \tau_n^{1/2-c_0})$,

$$\left| \frac{D_{\mathcal{A}_1}^\top \mathbf{M}(V) D_{\mathcal{A}_1}}{f_{\mathcal{A}_1}^\top \mathbf{M}(V) f_{\mathcal{A}_1}} - 1 \right| \leq C \frac{K^2 \text{Tr}[\mathbf{M}(V)]}{f_{\mathcal{A}_1}^\top \mathbf{M}(V) f_{\mathcal{A}_1}} + C \frac{K + K^2}{(f_{\mathcal{A}_1}^\top \mathbf{M}(V) f_{\mathcal{A}_1})^{c_0}} \leq 0.1. \quad (54)$$

Together with (50), we establish

$$|\widehat{\beta}_{\text{init}}(V) - \beta| \lesssim \frac{|\epsilon_{\mathcal{A}_1}^\top \mathbf{M}(V) f_{\mathcal{A}_1}|}{f_{\mathcal{A}_1}^\top \mathbf{M}(V) f_{\mathcal{A}_1}} + \frac{|\epsilon_{\mathcal{A}_1}^\top \mathbf{M}(V) \delta_{\mathcal{A}_1}|}{f_{\mathcal{A}_1}^\top \mathbf{M}(V) f_{\mathcal{A}_1}} + \sqrt{\frac{R_{\mathcal{A}_1}(V)^\top \mathbf{M}(V) R_{\mathcal{A}_1}(V)}{f_{\mathcal{A}_1}^\top \mathbf{M}(V) f_{\mathcal{A}_1}}}. \quad (55)$$

By applying the decomposition (55) and the upper bounds (51), and (52) with $t_0 = (f_{\mathcal{A}_1}^\top \mathbf{M}(V) f_{\mathcal{A}_1})^{1/2-c_0}$, we establish that, conditioning on \mathcal{O} , with probability larger than $1 - \exp(-c \tau_n^{1/2-c_0})$ for some positive constants $c > 0$ and $c_0 \in (0, 1/2)$,

$$|\widehat{\beta}_{\text{init}}(V) - \beta| \lesssim \frac{K^2 \text{Tr}[\mathbf{M}(V)]}{f_{\mathcal{A}_1}^\top \mathbf{M}(V) f_{\mathcal{A}_1}} + \frac{K + K^2}{(f_{\mathcal{A}_1}^\top \mathbf{M}(V) f_{\mathcal{A}_1})^{c_0}} + \frac{\|R_{\mathcal{A}_1}(V)\|_2}{\sqrt{f_{\mathcal{A}_1}^\top \mathbf{M}(V) f_{\mathcal{A}_1}}}. \quad (56)$$

The above concentration bound, the generalized IV strength assumption (R2), and the assumption $f_{\mathcal{A}_1}^\top \mathbf{M}(V) f_{\mathcal{A}_1} \gg \|R_{\mathcal{A}_1}(V)\|_2^2$ imply $\mathbb{P}(|\widehat{\beta}_{\text{init}}(V) - \beta| \geq c \mid \mathcal{O}) \rightarrow 0$. Then for any constant $c > 0$, we have $\mathbb{P}(|\widehat{\beta}_{\text{init}}(V) - \beta| \geq c) = \mathbf{E} \left(\mathbb{P}(|\widehat{\beta}_{\text{init}}(V) - \beta| \geq c \mid \mathcal{O}) \right)$. We apply the bounded convergence theorem and establish $\mathbb{P}(|\widehat{\beta}_{\text{init}}(V) - \beta| \geq c) \rightarrow 0$ and hence $\widehat{\beta}_{\text{init}}(V) \xrightarrow{P} \beta$.

8.2 Proof of Theorems 1 and 2

In the following, we establish Theorem 1, which implies Theorem 2 together with Condition (R2-Inf). We start with the following error decomposition,

$$\begin{aligned}\widehat{\beta}_{\text{RF}}(V) - \beta &= \widehat{\beta}_{\text{init}}(V) - \frac{\sum_{i=1}^{n_1} [\mathbf{M}(V)]_{ii} \widehat{\epsilon}_i [\widehat{\epsilon}(V)]_i}{D_{\mathcal{A}_1}^\top \mathbf{M}(V) D_{\mathcal{A}_1}} - \beta \\ &= \frac{\epsilon_{\mathcal{A}_1}^\top \mathbf{M}(V) f_{\mathcal{A}_1} + R_{\mathcal{A}_1}(V)^\top \mathbf{M}(V) D_{\mathcal{A}_1}}{D_{\mathcal{A}_1}^\top \mathbf{M}(V) D_{\mathcal{A}_1}} - \frac{\text{Err}_1 + \text{Err}_2}{D_{\mathcal{A}_1}^\top \mathbf{M}(V) D_{\mathcal{A}_1}},\end{aligned}\tag{57}$$

where $\text{Err}_1 = \sum_{1 \leq i \neq j \leq n_1} [\mathbf{M}(V)]_{ij} \delta_i \epsilon_j$, and

$$\text{Err}_2 = \sum_{i=1}^{n_1} [\mathbf{M}(V)]_{ii} (f_i - \widehat{f}_i) (\epsilon_i + [\widehat{\epsilon}(V)]_i - \epsilon_i) + \sum_{i=1}^{n_1} [\mathbf{M}(V)]_{ii} \delta_i ([\widehat{\epsilon}(V)]_i - \epsilon_i).$$

Define $\mathcal{G}(V) = \frac{1}{\text{SE}(V)} \frac{\epsilon_{\mathcal{A}_1}^\top \mathbf{M}(V) f_{\mathcal{A}_1}}{D_{\mathcal{A}_1}^\top \mathbf{M}(V) D_{\mathcal{A}_1}}$, and

$$\mathcal{E}(V) = \frac{1}{\text{SE}(V)} \frac{R_{\mathcal{A}_1}(V)^\top \mathbf{M}(V) D_{\mathcal{A}_1} - \text{Err}_1 - \text{Err}_2}{D_{\mathcal{A}_1}^\top \mathbf{M}(V) D_{\mathcal{A}_1}}.\tag{58}$$

Then the decomposition (57) implies (34). We apply (54) together with the generalized IV strength condition (R2) and establish $\frac{D_{\mathcal{A}_1}^\top \mathbf{M}(V) D_{\mathcal{A}_1}}{f_{\mathcal{A}_1}^\top \mathbf{M}(V) f_{\mathcal{A}_1}} \xrightarrow{p} 1$. Condition (33) implies the Linderberg condition. Hence, we establish $\mathcal{G}(V) \mid \mathcal{O} \xrightarrow{d} N(0, 1)$, and $\mathcal{G}(V) \xrightarrow{d} N(0, 1)$.

Since $\mathbf{E}(\text{Err}_1 \mid \mathcal{O}) = 0$, we apply the similar argument as in (51) and obtain that, conditioning on \mathcal{O} , with probability larger than $1 - \exp(-ct_0^2)$ for some positive constants $c > 0$ and $t_0 > 0$, $|\text{Err}_1| \leq t_0 K^2 \sqrt{\sum_{1 \leq i \neq j \leq n_1} [\mathbf{M}(V)]_{ij}^2} \leq t_0 K^2 \sqrt{\text{Tr}([\mathbf{M}(V)]^2)}$. Then we establish

$$\mathbb{P}\left(|\text{Err}_1| \geq t_0 K^2 \sqrt{\text{Tr}([\mathbf{M}(V)]^2)}\right) = \mathbf{E}\left[\mathbb{P}\left(|\text{Err}_1| \geq t_0 K^2 \sqrt{\text{Tr}([\mathbf{M}(V)]^2)} \mid \mathcal{O}\right)\right] \leq \exp(-ct_0^2).\tag{59}$$

We introduce the following Lemma to control Err_2 , whose proof is presented in Section C.2 in the supplement.

Lemma 3 *If Condition (R2) holds, then with probability larger than $1 - n_1^{-c}$,*

$$\max_{1 \leq i \leq n_1} |[\widehat{\epsilon}(V)]_i - \epsilon_i| \leq C \sqrt{\log n} \left(\|R(V)\|_\infty + |\beta - \widehat{\beta}_{\text{init}}(V)| + \frac{\log n}{\sqrt{n}} \right),$$

where $C > 0$ and $c > 0$ are positive constants independent of n and p .

The sub-gaussianity of ϵ_i implies that, with probability larger than $1 - n_1^{-c}$ for some positive constant $c > 0$, $\max_{1 \leq i \leq n_1} |\epsilon_i| + \max_{1 \leq i \leq n_1} |\delta_i| \leq C\sqrt{\log n}$ for some positive constant $C > 0$. Since $\mathbf{M}(V)$ is positive definite, we have $[\mathbf{M}(V)]_{ii} \geq 0$ for any $1 \leq i \leq n_1$. We have

$$|\text{Err}_2| \lesssim \sum_{i=1}^{n_1} [\mathbf{M}(V)]_{ii} \left[|f_i - \hat{f}_i| \left(\sqrt{\log n} + |[\hat{\epsilon}(V)]_i - \epsilon_i| \right) + \sqrt{\log n} |[\hat{\epsilon}(V)]_i - \epsilon_i| \right]. \quad (60)$$

By Lemma 3, we have $|\text{Err}_2| \lesssim \sqrt{\log n} \cdot \eta_n(V) \cdot \text{Tr}[\mathbf{M}(V)]$ with $\eta_n(V)$ defined in (36). Together with (58) and (59), we establish $\liminf_{n \rightarrow \infty} \mathbb{P}(|\mathcal{E}(V)| \leq CU_n(V)) \geq 1 - \exp(-t_0^2)$.

8.3 Proofs of Theorem 3

By conditional sub-gaussianity and $\text{Var}(\delta_i | Z_i, X_i) \geq c$, we have $c \leq \text{Var}(\delta_i | Z_i, X_i) \leq C$. Hence, we have $\mu(V) \asymp f_{\mathcal{A}_1}^\top \mathbf{M}(V) f_{\mathcal{A}_1}$. With $H(V_q, V_{q'})$ defined in (40), we have

$$\frac{\hat{\beta}(V_q) - \hat{\beta}(V_{q'})}{\sqrt{H(V_q, V_{q'})}} = \mathcal{G}_n(V_q, V_{q'}) + \mathcal{L}_n(V_q, V_{q'}) + \frac{1}{\sqrt{H(V_q, V_{q'})}} \left| \tilde{\mathcal{E}}(V_q) - \tilde{\mathcal{E}}(V_{q'}) \right|, \quad (61)$$

where $\mathcal{L}_n(V_q, V_{q'})$ is defined in (42),

$$\begin{aligned} \mathcal{G}_n(V_q, V_{q'}) &= \frac{1}{\sqrt{H(V_q, V_{q'})}} \left(\frac{f_{\mathcal{A}_1}^\top \mathbf{M}(V_q) \epsilon_{\mathcal{A}_1}}{D_{\mathcal{A}_1}^\top \mathbf{M}(V_q) D_{\mathcal{A}_1}} - \frac{f_{\mathcal{A}_1}^\top \mathbf{M}(V_{q'}) \epsilon_{\mathcal{A}_1}}{D_{\mathcal{A}_1}^\top \mathbf{M}(V_{q'}) D_{\mathcal{A}_1}} \right), \\ \tilde{\mathcal{E}}(V_q) &= \frac{\sum_{i=1}^{n_1} [\mathbf{M}(V_q)]_{ii} \hat{\delta}_i [\hat{\epsilon}(V_{Q_{\max}})]_i - \delta_{\mathcal{A}_1}^\top \mathbf{M}(V_q) \epsilon_{\mathcal{A}_1}}{D_{\mathcal{A}_1}^\top \mathbf{M}(V_q) D_{\mathcal{A}_1}}. \end{aligned} \quad (62)$$

The remaining proof relies on the following lemma, whose proof can be found at Section C.3 in the supplement.

Lemma 4 *Suppose that Conditions (R1), (R2), and (R3) hold, then*

$$\frac{1}{\sqrt{H(V_q, V_{q'})}} \left| \tilde{\mathcal{E}}(V_q) - \tilde{\mathcal{E}}(V_{q'}) \right| \xrightarrow{p} 0, \quad \text{and} \quad \mathcal{G}_n(V_q, V_{q'}) \xrightarrow{d} N(0, 1).$$

By applying (54), we establish that, conditioning on \mathcal{O} , with probability larger than $1 - \exp(-c\tau_n^{1/2-c_0})$, $|\mathcal{L}_n(V_q, V_{q'})| \lesssim \frac{1}{\sqrt{H(V_q, V_{q'})}} \left(\frac{\| [R(V_q)]_{\mathcal{A}_1} \|_2}{\sqrt{\mu(V_q)}} + \frac{\| [R(V_{q'})]_{\mathcal{A}_1} \|_2}{\sqrt{\mu(V_{q'})}} \right)$. Then we apply the above inequality and the condition (41) and establish that $|\mathcal{L}_n(V_q, V_{q'})| \xrightarrow{p} 0$. Together with the decomposition (61), and Lemma 4, we establish the asymptotic limiting distribution of $\hat{\beta}(V_q) - \hat{\beta}(V_{q'})$ in Theorem 3.

References

- [1] Takeshi Amemiya. The nonlinear two-stage least-squares estimator. *Journal of econometrics*, 2(2):105–110, 1974. [4](#)
- [2] Donald Andrews and James H Stock. Inference with weak instruments, 2005. [2](#), [13](#)
- [3] Susan Athey, Julie Tibshirani, and Stefan Wager. Generalized random forests. *The Annals of Statistics*, 47(2):1148–1178, 2019. [4](#)
- [4] Paul A Bekker and Federico Crudu. Jackknife instrumental variable estimation with heteroskedasticity. *Journal of econometrics*, 185(2):332–342, 2015. [28](#)
- [5] Alexandre Belloni, Daniel Chen, Victor Chernozhukov, and Christian Hansen. Sparse models and methods for optimal instruments with an application to eminent domain. *Econometrica*, 80(6):2369–2429, 2012. [4](#)
- [6] Andrew Bennett, Nathan Kallus, and Tobias Schnabel. Deep generalized method of moments for instrumental variable analysis. *Advances in neural information processing systems*, 32, 2019. [4](#)
- [7] Jack Bowden, George Davey Smith, and Stephen Burgess. Mendelian randomization with invalid instruments: effect estimation and bias detection through egger regression. *International journal of epidemiology*, 44(2):512–525, 2015. [3](#)
- [8] Jack Bowden, George Davey Smith, Philip C Haycock, and Stephen Burgess. Consistent estimation in mendelian randomization with some invalid instruments using a weighted median estimator. *Genetic epidemiology*, 40(4):304–314, 2016. [3](#)
- [9] Peter Bühlmann and Torsten Hothorn. Boosting algorithms: Regularization, prediction and model fitting. *Statistical science*, 22(4):477–505, 2007. [19](#)
- [10] Peter Bühlmann and Bin Yu. Sparse boosting. *Journal of Machine Learning Research*, 7(6), 2006. [19](#)
- [11] David Card. Using geographic variation in college proximity to estimate the return to schooling, 1993. [33](#)
- [12] David Card. The causal effect of education on earnings. In *Handbook of labor economics*, volume 3, pages 1801–1863. Elsevier, 1999. [33](#)

- [13] David Card. Estimating the return to schooling: Progress on some persistent econometric problems. *Econometrica*, 69(5):1127–1160, 2001. [33](#)
- [14] John C Chao and Norman R Swanson. Consistent estimation with a large number of weak instruments. *Econometrica*, 73(5):1673–1692, 2005. [2](#)
- [15] Victor Chernozhukov, Denis Chetverikov, Mert Demirer, Esther Duflo, Christian Hansen, Whitney Newey, and James Robins. Double/debiased machine learning for treatment and structural parameters: Double/debiased machine learning. *The Econometrics Journal*, 21(1), 2018. [4](#), [16](#), [18](#)
- [16] Corinne Emmenegger and Peter Bühlmann. Regularizing double machine learning in partially linear endogenous models. *Electronic Journal of Statistics*, 15(2):6461–6543, 2021. [4](#)
- [17] Peter J Green and Bernard W Silverman. *Nonparametric regression and generalized linear models: a roughness penalty approach*. Crc Press, 1993. [4](#)
- [18] Zijian Guo. Post-selection problems for causal inference with invalid instruments: A solution using searching and sampling. *arXiv preprint arXiv:2104.06911*, 2021. [3](#)
- [19] Zijian Guo, Hyunseung Kang, T Tony Cai, and Dylan S Small. Confidence intervals for causal effects with invalid instruments by using two-stage hard thresholding with voting. *Journal of the Royal Statistical Society: Series B (Statistical Methodology)*, 80(4):793–815, 2018. [3](#)
- [20] Chirok Han. Detecting invalid instruments using l1-gmm. *Economics Letters*, 101(3):285–287, 2008. [3](#)
- [21] Christian Hansen, Jerry Hausman, and Whitney Newey. Estimation with many instrumental variables. *Journal of Business & Economic Statistics*, 26(4):398–422, 2008. [2](#), [13](#)
- [22] Lars Peter Hansen. Large sample properties of generalized method of moments estimators. *Econometrica: Journal of the econometric society*, pages 1029–1054, 1982. [4](#)
- [23] Jason Hartford, Greg Lewis, Kevin Leyton-Brown, and Matt Taddy. Deep iv: A flexible approach for counterfactual prediction. In *International Conference on Machine Learning*, pages 1414–1423. PMLR, 2017. [4](#)

- [24] Paul W Holland. Causal inference, path analysis and recursive structural equations models. *ETS Research Report Series*, 1988(1):i–50, 1988. [5](#)
- [25] Torsten Hothorn, Berthold Lausen, Axel Benner, and Martin Radespiel-Tröger. Bagging survival trees. *Statistics in medicine*, 23(1):77–91, 2004. [8](#)
- [26] Gareth James, Daniela Witten, Trevor Hastie, and Robert Tibshirani. *An introduction to statistical learning*, volume 112. Springer, 2013. [20](#)
- [27] Hyunseung Kang, Yang Jiang, Qingyuan Zhao, and Dylan S Small. Ivmodel: an r package for inference and sensitivity analysis of instrumental variables models with one endogenous variable. *Observational Studies*, 7(2):1–24, 2021. [33](#)
- [28] Hyunseung Kang, Anru Zhang, T Tony Cai, and Dylan S Small. Instrumental variables estimation with some invalid instruments and its application to mendelian randomization. *Journal of the American Statistical Association*, 111(513):132–144, 2016. [3](#)
- [29] Harry H Kelejian. Two-stage least squares and econometric systems linear in parameters but nonlinear in the endogenous variables. *Journal of the American Statistical Association*, 66(334):373–374, 1971. [4](#)
- [30] Frank Kleibergen. Pivotal statistics for testing structural parameters in instrumental variables regression. *Econometrica*, 70(5):1781–1803, 2002. [2](#)
- [31] Michal Kolesár, Raj Chetty, John Friedman, Edward Glaeser, and Guido W Imbens. Identification and inference with many invalid instruments. *Journal of Business & Economic Statistics*, 33(4):474–484, 2015. [3](#)
- [32] Arthur Lewbel. Using heteroscedasticity to identify and estimate mismeasured and endogenous regressor models. *Journal of Business & Economic Statistics*, 30(1):67–80, 2012. [3](#)
- [33] Arthur Lewbel. Identification and estimation using heteroscedasticity without instruments: The binary endogenous regressor case. *Economics Letters*, 165:10–12, 2018. [3](#)
- [34] Sai Li and Zijian Guo. Causal inference for nonlinear outcome models with possibly invalid instrumental variables. *arXiv preprint arXiv:2010.09922*, 2020. [3](#)

- [35] Yi Lin and Yongho Jeon. Random forests and adaptive nearest neighbors. *Journal of the American Statistical Association*, 101(474):578–590, 2006. [8](#)
- [36] Ruiqi Liu, Zuofeng Shang, and Guang Cheng. On deep instrumental variables estimate. *arXiv preprint arXiv:2004.14954*, 2020. [4](#)
- [37] Nicolai Meinshausen. Quantile regression forests. *Journal of Machine Learning Research*, 7(Jun):983–999, 2006. [8](#)
- [38] Nicolai Meinshausen, Lukas Meier, and Peter Bühlmann. P-values for high-dimensional regression. *Journal of the American Statistical Association*, 104(488):1671–1681, 2009. [16](#), [18](#)
- [39] Marcelo J Moreira. A conditional likelihood ratio test for structural models. *Econometrica*, 71(4):1027–1048, 2003. [2](#)
- [40] Whitney K Newey. Efficient instrumental variables estimation of nonlinear models. *Econometrica: Journal of the Econometric Society*, pages 809–837, 1990. [4](#)
- [41] Whitney K Newey and Frank Windmeijer. Generalized method of moments with many weak moment conditions. *Econometrica*, 77(3):687–719, 2009. [2](#)
- [42] Thomas J Rothenberg. Approximating the distributions of econometric estimators and test statistics. *Handbook of econometrics*, 2:881–935, 1984. [14](#)
- [43] Donald B Rubin. Estimating causal effects of treatments in randomized and nonrandomized studies. *Journal of educational Psychology*, 66(5):688, 1974. [5](#)
- [44] Mark Rudelson and Roman Vershynin. Hanson-wright inequality and sub-gaussian concentration. *Electronic Communications in Probability*, 18, 2013. [35](#)
- [45] John D Sargan. The estimation of economic relationships using instrumental variables. *Econometrica: Journal of the Econometric Society*, pages 393–415, 1958. [4](#)
- [46] Jerzy Splawa-Neyman, Dorota M Dabrowska, and TP Speed. On the application of probability theory to agricultural experiments. essay on principles. section 9. *Statistical Science*, pages 465–472, 1990. [5](#)
- [47] Douglas Staiger and James H Stock. Instrumental variables regression with weak instruments. *Econometrica*, 65(3):557–586, 1997. [2](#)

- [48] James H Stock and Jonathan H Wright. Gmm with weak identification. *Econometrica*, 68(5):1055–1096, 2000. [2](#)
- [49] James H Stock, Jonathan H Wright, and Motohiro Yogo. A survey of weak instruments and weak identification in generalized method of moments. *Journal of Business & Economic Statistics*, 20(4):518–529, 2002. [2](#), [13](#), [14](#)
- [50] Eric Tchetgen Tchetgen, BaoLuo Sun, and Stefan Walter. The genius approach to robust mendelian randomization inference. *Statistical Science*, 36(3):443–464, 2021. [3](#)
- [51] Roman Vershynin. Introduction to the non-asymptotic analysis of random matrices. *arXiv preprint arXiv:1011.3027*, 2010. [11](#), [12](#), [15](#)
- [52] Frank Windmeijer, Helmut Farbmacher, Neil Davies, and George Davey Smith. On the use of the lasso for instrumental variables estimation with some invalid instruments. *Journal of the American Statistical Association*, 114(527):1339–1350, 2019. [3](#)
- [53] Frank Windmeijer, Xiaoran Liang, Fernando P Hartwig, and Jack Bowden. The confidence interval method for selecting valid instrumental variables. *Journal of the Royal Statistical Society: Series B (Statistical Methodology)*, 83(4):752–776, 2021. [3](#)
- [54] Liyuan Xu, Yutian Chen, Siddarth Srinivasan, Nando de Freitas, Arnaud Doucet, and Arthur Gretton. Learning deep features in instrumental variable regression. *arXiv preprint arXiv:2010.07154*, 2020. [4](#)

A Additional Discussions

A.1 Homoscedastic correlation

We present a simplified version of Theorem 1 by assuming homoscedastic correlation. We shall only present the results for the TSCI with random forests but the extension to the general machine learning methods is straightforward.

Theorem 5 *Consider the model (2) and (3) with $\text{Cov}(\epsilon_i, \delta_i \mid Z_i, X_i) = \text{Cov}(\epsilon_i, \delta_i)$. Suppose that Conditions (R1) and (R2) hold, then*

$$\left| \widehat{\text{Cov}}(\delta_i, \epsilon_i) - \text{Cov}(\delta_i, \epsilon_i) \right| \leq \eta_n^0, \quad (63)$$

where

$$\eta_n^0(V) = \frac{\|f_{\mathcal{A}_1} - \widehat{f}_{\mathcal{A}_1}\|_2}{\sqrt{n}} + \sqrt{\frac{\log n}{n}} + \left(|\beta - \widehat{\beta}_{\text{init}}(V)| + \frac{\|R(V)\|_2}{\sqrt{n}} \right) \left(1 + \frac{\|f_{\mathcal{A}_1} - \widehat{f}_{\mathcal{A}_1}\|_2}{\sqrt{n}} \right). \quad (64)$$

Furthermore, if we assume (33) holds, then $\widetilde{\beta}_{\text{RF}}(V)$ defined in (12) satisfies

$$\frac{1}{\text{SE}(V)} \left(\widetilde{\beta}_{\text{RF}}(V) - \beta \right) = \mathcal{G}(V) + \mathcal{E}(V), \quad (65)$$

where $\text{SE}(V)$ is defined in (34), $\mathcal{G}(V) \xrightarrow{d} N(0, 1)$ and there exist positive constants $C > 0$ and $t_0 > 0$ such that

$$\liminf_{n \rightarrow \infty} \mathbb{P} \left(|\mathcal{E}(V)| \leq C \frac{\eta_n^0(V) \cdot \text{Tr}[\mathbf{M}_{\text{RF}}(V)] + \|R(V)\|_2 + t_0 \sqrt{\text{Tr}([\mathbf{M}_{\text{RF}}(V)]^2)}}{\sqrt{f_{\mathcal{A}_1} [\mathbf{M}_{\text{RF}}(V)]^2 f_{\mathcal{A}_1}}} \right) \geq 1 - \exp(-t_0^2), \quad (66)$$

with $\eta_n^0(V)$ defined in (64).

As a remark, if $\|R(V)\|_2/\sqrt{n} \rightarrow 0$, $\widehat{\beta}_{\text{init}}(V) \xrightarrow{p} \beta$, and $\|f_{\mathcal{A}_1} - \widehat{f}_{\mathcal{A}_1}\|_2/\sqrt{n} \rightarrow 0$, then we have $\eta_n^0(V) \rightarrow 0$.

A.2 Theoretical justification for comparing two violation spaces

As a generalization of (24) and (23), we define the following data-dependent way of choosing between V_q and $V_{q'}$

$$C^{\text{RF}}(V_q, V_{q'}) = \begin{cases} 0 & \text{if } \frac{|\widehat{\beta}(V_q) - \widehat{\beta}(V_{q'})|}{\sqrt{\widehat{H}(V_q, V_{q'})}} \leq z_{\alpha_0}, \\ 1 & \text{otherwise} \end{cases}, \quad (67)$$

where z_{α_0} is the upper α_0 quantile of the standard normal random variable and

$$\begin{aligned}\widehat{H}(V_q, V_{q'}) &= \frac{\sum_{i=1}^{n_1} [\widehat{\epsilon}(V_{Q_{\max}})]_i^2 [\mathbf{M}(V_{q'}) D_{\mathcal{A}_1}]_i^2}{[D_{\mathcal{A}_1}^\top \mathbf{M}(V_{q'}) D_{\mathcal{A}_1}]^2} + \frac{\sum_{i=1}^{n_1} [\widehat{\epsilon}(V_{Q_{\max}})]_i^2 [\mathbf{M}(V_q) D_{\mathcal{A}_1}]_i^2}{[D_{\mathcal{A}_1}^\top \mathbf{M}(V_q) D_{\mathcal{A}_1}]^2} \\ &\quad - 2 \frac{\sum_{i=1}^{n_1} [\widehat{\epsilon}(V_{Q_{\max}})]_i^2 [\mathbf{M}(V_q) D_{\mathcal{A}_1}]_i [\mathbf{M}(V_{q'}) D_{\mathcal{A}_1}]_i}{[D_{\mathcal{A}_1}^\top \mathbf{M}(V_{q'}) D_{\mathcal{A}_1}] \cdot [D_{\mathcal{A}_1}^\top \mathbf{M}(V_q) D_{\mathcal{A}_1}]}.\end{aligned}$$

We generalize the multiple comparison in (25) as

$$\mathcal{C}(V_q) = \begin{cases} 0 & \text{if } \max_{q+1 \leq q' \leq Q_{\max}} \frac{|\widehat{\beta}(V_q) - \widehat{\beta}(V_{q'})|}{\sqrt{\widehat{H}(V_q, V_{q'})}} \leq \widehat{\rho} \\ 1 & \text{otherwise} \end{cases}, \quad (68)$$

where $\widehat{\rho} = \widehat{\rho}(\alpha_0)$ is defined in (27) with \mathbf{M}_{RF} replaced by \mathbf{M} . As a direct application of Theorem 3, we establish the type I error control in the following Corollary.

Corollary 1 *Suppose that Conditions of Theorem 3 hold and $\widehat{H}(V_q, V_{q'})/H(V_q, V_{q'}) \xrightarrow{p} 1$, then the type I error of $\mathcal{C}^{\text{RF}}(V_q, V_{q'})$ in (67) with corresponding α_0 is controlled as $\limsup_{n \rightarrow \infty} \mathbf{P}(\mathcal{C}(V_q, V_{q'}) = 1) = 2\alpha_0$.*

The following corollary characterizes the power of the comparison test $\mathcal{C}(V_q, V_{q'})$ in (67).

Corollary 2 *Suppose that the Conditions of Theorem 3 hold, $\widehat{H}(V_q, V_{q'})/H(V_q, V_{q'}) \xrightarrow{p} 1$, and $\mathcal{L}_n(V_q, V_{q'})$ defined in (42) satisfies $\mathcal{L}_n(V_q, V_{q'}) \xrightarrow{p} \mathcal{L}^*(V_q, V_{q'})$ for $\mathcal{L}^*(V_q, V_{q'}) \in \mathbb{R} \cup \{-\infty, \infty\}$, then the test $\mathcal{C}(V_q, V_{q'})$ in (67) with corresponding α_0 satisfies,*

$$\lim_{n \rightarrow \infty} \mathbf{P}(\mathcal{C}(V_q, V_{q'}) = 1) = 1 - \Phi(z_{\alpha_0} - \mathcal{L}^*(V_q, V_{q'})) + \Phi(-z_{\alpha_0} - \mathcal{L}^*(V_q, V_{q'})). \quad (69)$$

With $|\mathcal{L}^*(V_q, V_{q'})| = \infty$, then we have $\liminf_{n \rightarrow \infty} \mathbf{P}(\mathcal{C}(V_q, V_{q'}) = 1) = 1$.

With the decomposition (61), we establish (69) in Corollary 2 by Lemma 4 and applying the condition $\mathcal{L}_n(V_q, V_{q'}) \xrightarrow{p} \mathcal{L}^*(V_q, V_{q'})$ and $\widehat{H}(V_q, V_{q'}) \xrightarrow{p} H(V_q, V_{q'})$.

A.3 Properties of $\mathbf{M}(V)$

The following lemma is about the property of the transformation matrix $\mathbf{M}(V)$, whose proof can be found in Section C.4.

Lemma 5 *The transformation matrix $\mathbf{M}_{\text{RF}}(V)$ satisfies*

$$\lambda_{\max}(\mathbf{M}_{\text{RF}}(V)) \leq 1 \quad \text{and} \quad b^\top [\mathbf{M}_{\text{RF}}(V)]^2 b \leq b^\top \mathbf{M}_{\text{RF}}(V) b \quad \text{for any } b \in \mathbb{R}^{n_1}. \quad (70)$$

As a consequence, we establish $\text{Tr}([\mathbf{M}_{\text{RF}}(V)]^2) \leq \text{Tr}[\mathbf{M}_{\text{RF}}(V)]$. The transformation matrices $\mathbf{M}_{\text{ba}}(V)$ and $\mathbf{M}_{\text{DNN}}(V)$ are orthogonal projection matrices with

$$[\mathbf{M}_{\text{ba}}(V)]^2 = \mathbf{M}_{\text{ba}}(V) \quad \text{and} \quad [\mathbf{M}_{\text{DNN}}(V)]^2 = \mathbf{M}_{\text{DNN}}(V). \quad (71)$$

The transformation matrix $\mathbf{M}_{\text{boo}}(V)$ satisfies

$$\lambda_{\max}(\mathbf{M}_{\text{boo}}(V)) \leq \|\Omega^{\text{boo}}\|_2^2, \quad \text{and} \quad b^\top [\mathbf{M}_{\text{boo}}(V)]^2 b \leq \|\Omega^{\text{boo}}\|_2^2 \cdot b^\top \mathbf{M}_{\text{boo}}(V) b, \quad (72)$$

for any $b \in \mathbb{R}^{n_1}$. As a consequence, we establish $\text{Tr}([\mathbf{M}_{\text{boo}}(V)]^2) \leq \|\Omega^{\text{boo}}\|_2^2 \cdot \text{Tr}[\mathbf{M}(V)]$.

A.4 Consistency of variance estimators

The following lemma controls the variance consistency, whose proof can be found in Section C.5.

Lemma 6 *Suppose that Conditions (R1) and (R2) hold and $\kappa_n(V)^2 + \sqrt{\log n} \kappa_n(V) \xrightarrow{p} 0$, with $\kappa_n(V) = \sqrt{\log n} \left(\|R(V)\|_\infty + |\beta - \hat{\beta}_{\text{init}}(V)| + \frac{\log n}{\sqrt{n}} \right)$. If*

$$\frac{\sum_{i=1}^{n_1} \sigma_i^2 [\mathbf{M}(V) D_{\mathcal{A}_1}]_i^2}{\sum_{i=1}^{n_1} \sigma_i^2 [\mathbf{M}(V) f_{\mathcal{A}_1}]_i^2} \xrightarrow{p} 1, \quad \text{and} \quad \max_{1 \leq i \leq n_1} \frac{[\mathbf{M}(V) D_{\mathcal{A}_1}]_i^2}{\sum_{i=1}^{n_1} [\mathbf{M}(V) D_{\mathcal{A}_1}]_i^2} \xrightarrow{p} 0,$$

then we have $\widehat{\text{SE}}(V)/\text{SE}(V) \xrightarrow{p} 1$.

A.5 Calculation of Ω for the boosting method

In the following, we give three examples on the construction of the base procedures and provide the detailed expression for $\mathcal{H}^{[m]}$ used in the boosting method in Section 4.1 in the main paper. We write $C_i = (X_i^\top, Z_i^\top)^\top \in \mathbb{R}^p$ and define the matrix $C \in \mathbb{R}^{n \times p}$ with its i -th row as C_i^\top . An important step of building the base procedures $\{\hat{g}^{[m]}(Z_i, X_i)\}_{m \geq 1}$ is to conduct the variable selection. That is, each base procedure is only constructed based on a subset of covariates $C_i = (X_i^\top, Z_i^\top) \in \mathbb{R}^p$.

In Algorithm 2, we describe the construction of Ω^{boo} with the componentwise linear regression as the base procedure. In Algorithm 3, we describe the construction of Ω^{boo}

with the pairwise regression and the pairwise thin plate as the base procedure. For both base procedures, we need to specify how to construct the basis functions in steps 3 and 8. For the pairwise regression, we set the first element of C_i as 1 and define $S_i^{j,l} = C_{ij}C_{il}$ for $1 \leq i \leq n$. Then for step 3, we define $\mathcal{P}^{j,l}$ as the projection matrix to the vector $S_{\mathcal{A}_2}^{j,l}$; for step 8, we define $\mathcal{H}^{[m]} = (S_{\mathcal{A}_1}^{\hat{j}_m, \hat{l}_m})^\top / \|S_{\mathcal{A}_1}^{\hat{j}_m, \hat{l}_m}\|_2^2$.

For the pairwise thin plate, we follow chapter 7 of [17] to construct the projection matrix. For $1 \leq j < l \leq p$, we define the matrix $T^{j,l} = \begin{pmatrix} 1 & 1 & \cdots & 1 \\ X_{1,j} & X_{2,j} & \cdots & X_{n,j} \\ X_{1,l} & X_{2,l} & \cdots & X_{n,l} \end{pmatrix}$. For $1 \leq s \leq n$, define $E_{s,s}^{j,l} = 0$; for $1 \leq s \neq t \leq n$, define

$$E_{s,t}^{j,l} = \frac{1}{16\pi} \|(X_{s,(j,l)} - X_{t,(j,l)})\|_2^2 \log(\|(X_{s,(j,l)} - X_{t,(j,l)})\|_2^2).$$

Then we define $\bar{\mathcal{P}}^{j,l} = \begin{pmatrix} E_{\mathcal{A}_2, \mathcal{A}_2}^{j,l} & (T_{\cdot, \mathcal{A}_2}^{j,l})^\top \\ T_{\cdot, \mathcal{A}_2}^{j,l} & 0 \end{pmatrix}^{-1} \in \mathbb{R}^{n_2 \times (n_2+3)}$. In step 3, compute $\mathcal{P}^{j,l} \in \mathbb{R}^{n_2 \times n_2}$ as the first n_2 columns of $\bar{\mathcal{P}}^{j,l}$. For step 8, we compute

$$\bar{\mathcal{H}}^{j,l} = \begin{pmatrix} E_{\mathcal{A}_1, \mathcal{A}_1}^{j,l} & (T_{\cdot, \mathcal{A}_1}^{j,l})^\top \\ T_{\cdot, \mathcal{A}_1}^{j,l} & 0 \end{pmatrix}^{-1} \in \mathbb{R}^{n_1 \times (n_1+3)}$$

and set $\mathcal{H}^{[m]} \in \mathbb{R}^{n_1 \times n_1}$ as the first n_1 columns of $\bar{\mathcal{H}}^{\hat{j}_m, \hat{l}_m}$.

In Algorithm 4, we describe the construction of Ω^{boo} with the decision tree as the base procedure.

B Additional proofs

We establish Theorem 4 in Section B.1 and prove Theorem 5 in Section B.2.

B.1 Proof of Theorem 4

Recall that the test $\mathcal{C}(V_q)$ is defined in (68) and note that

$$\{\hat{q}_c = Q^*\} = \{Q_{\max} \geq Q^*\} \cap \left(\bigcap_{q=0}^{Q^*-1} \{\mathcal{C}(V_q) = 1\} \right) \cap \{\mathcal{C}(V_{Q^*}) = 0\}, \quad (73)$$

Define the events

$$\mathcal{B}_1 = \left\{ \max_{0 \leq q < q' \leq Q_{\max}} |\mathcal{G}_n(V_q, V_{q'})| \leq \rho(\alpha_0) \right\} \quad \text{and} \quad \mathcal{B}_2 = \{|\hat{\rho}/\rho(\alpha_0) - 1| \leq \tau_0\},$$

Algorithm 2 Construction of Ω in Boosting with componentwise linear regression

Input: Data $C \in \mathbb{R}^{n \times p}$, $D \in \mathbb{R}^n$; the step-length factor $0 < \nu \leq 1$; the stopping time m_{stop} .

Output: Ω^{boo}

- 1: Randomly split the data into disjoint subsets $\mathcal{A}_1, \mathcal{A}_2$ with $n_1 = \lfloor \frac{2n}{3} \rfloor$ and $|\mathcal{A}_2| = n - n_1$;
- 2: Set $m = 0$, $\hat{f}_{\mathcal{A}_2}^{[0]} = 0$, and $\Omega^{[0]} = 0$.
- 3: For $1 \leq j \leq p$, compute \mathcal{P}^j as the projection matrix to the column $C_{\mathcal{A}_2, j}$.
- 4: **for** $1 \leq m \leq m_{\text{stop}}$ **do**
- 5: Compute the adjusted outcome $U_{\mathcal{A}_2}^{[m]} = D_{\mathcal{A}_2} - \hat{f}_{\mathcal{A}_2}^{[m-1]}$
- 6: Implement the following base procedure on $\{C_i, U_i^{[m]}\}_{i \in \mathcal{A}_2}$

$$\hat{j}_m = \arg \min_{1 \leq j \leq p} \left\| U_{\mathcal{A}_2}^{[m]} - \mathcal{P}^j U_{\mathcal{A}_2}^{[m]} \right\|^2.$$

- 7: Update $\hat{f}_{\mathcal{A}_2}^{[m]} = \hat{f}_{\mathcal{A}_2}^{[m-1]} + \nu \mathcal{P}^{\hat{j}_m} \left(D_{\mathcal{A}_2} - \hat{f}_{\mathcal{A}_2}^{[m-1]} \right)$
- 8: Construct $\mathcal{H}^{[m]}$ in the same way as $\mathcal{P}^{\hat{j}_m}$ but with the data in \mathcal{A}_1 , that is,

$$\mathcal{H}^{[m]} = \frac{1}{\|C_{\hat{j}_m, \mathcal{A}_1}\|_2^2} C_{\hat{j}_m, \mathcal{A}_1}^\top$$

- 9: Compute $\Omega^{[m]} = \nu \mathcal{H}^{[m]} + (\text{I} - \nu \mathcal{H}^{[m]}) \Omega^{[m-1]}$
 - 10: **end for**
 - 11: Return Ω^{boo}
-

Algorithm 3 Construction of Ω in Boosting with non-parametric pairwise regression

Input: Data $C \in \mathbb{R}^{n \times p}$, $D \in \mathbb{R}^n$; the step-length factor $0 < \nu \leq 1$; the stopping time m_{stop} .

Output: Ω^{boo}

- 1: Randomly split the data into disjoint subsets $\mathcal{A}_1, \mathcal{A}_2$ with $n_1 = \lfloor \frac{2n}{3} \rfloor$ and $|\mathcal{A}_2| = n - n_1$;
- 2: Set $m = 0$, $\hat{f}_{\mathcal{A}_2}^{[0]} = 0$, and $\Omega^{[0]} = 0$.
- 3: For $1 \leq j, l \leq p$, compute $\mathcal{P}^{j,l}$ as the projection matrix to a set of basis functions generated by $C_{\mathcal{A}_2,j}$ and $C_{\mathcal{A}_2,l}$.
- 4: **for** $1 \leq m \leq m_{\text{stop}}$ **do**
- 5: Compute the adjusted outcome $U_{\mathcal{A}_2}^{[m]} = D_{\mathcal{A}_2} - \hat{f}_{\mathcal{A}_2}^{[m-1]}$
- 6: Implement the following base procedure on $\{C_i, U_i^{[m]}\}_{i \in \mathcal{A}_2}$

$$(\hat{j}_m, \hat{l}_m) = \arg \min_{1 \leq j, l \leq p} \left\| U_{\mathcal{A}_2}^{[m]} - \mathcal{P}^{j,l} U_{\mathcal{A}_2}^{[m]} \right\|^2.$$

- 7: Update $\hat{f}_{\mathcal{A}_2}^{[m]} = \hat{f}_{\mathcal{A}_2}^{[m-1]} + \nu \mathcal{P}^{\hat{j}_m, \hat{l}_m} (D_{\mathcal{A}_2} - \hat{f}_{\mathcal{A}_2}^{[m-1]})$
 - 8: Construct $\mathcal{H}^{[m]}$ in the same way as $\mathcal{P}^{\hat{j}_m, \hat{l}_m}$ but with the data in \mathcal{A}_1 .
 - 9: Compute $\Omega^{[m]} = \nu \mathcal{H}^{[m]} + (\mathbf{I} - \nu \mathcal{H}^{[m]}) \Omega^{[m-1]}$
 - 10: **end for**
 - 11: Return Ω^{boo}
-

Algorithm 4 Construction of Ω in Boosting with Decision tree

Input: Data $C \in \mathbb{R}^{n \times p}$, $D \in \mathbb{R}^n$; the step-length factor $0 < \nu \leq 1$; the stoping time m_{stop} .

Output: Ω^{boo}

- 1: Randomly split the data into disjoint subsets $\mathcal{A}_1, \mathcal{A}_2$ with $n_1 = \lfloor \frac{2n}{3} \rfloor$ and $|\mathcal{A}_2| = n - n_1$;
- 2: Set $m = 0$, $\hat{f}_{\mathcal{A}_2}^{[0]} = 0$, and $\Omega^{[0]} = 0$.
- 3: **for** $1 \leq m \leq m_{\text{stop}}$ **do**
- 4: Compute the adjusted outcome $U_{\mathcal{A}_2}^{[m]} = D_{\mathcal{A}_2} - \hat{f}_{\mathcal{A}_2}^{[m-1]}$
- 5: Run the decision tree on $\{C_i, U_i^{[m]}\}_{i \in \mathcal{A}_2}$ and partition \mathbb{R}^p as leaves $\{\mathcal{R}_1^{[m]}, \dots, \mathcal{R}_L^{[m]}\}$;
- 6: For any $j \in \mathcal{A}_2$, we identify the leaf $\mathcal{R}_{l(C_j)}^{[m]}$ containing C_j and compute

$$\mathcal{P}_{j,t}^{[m]} = \frac{\mathbf{1} \left[C_t \in \mathcal{R}_{l(C_j)}^{[m]} \right]}{\sum_{k \in \mathcal{A}_2} \mathbf{1} \left[C_k \in \mathcal{R}_{l(C_j)}^{[m]} \right]} \quad \text{for } t \in \mathcal{A}_2$$

- 7: Compute the matrix $(\mathcal{P}_{j,t}^{[m]})_{j,t \in \mathcal{A}_2}$ and update

$$\hat{f}_{\mathcal{A}_2}^{[m]} = \hat{f}_{\mathcal{A}_2}^{[m-1]} + \nu \mathcal{P}^{[m]} \left(D_{\mathcal{A}_2} - \hat{f}_{\mathcal{A}_2}^{[m-1]} \right)$$

- 8: Construct the matrix $(\mathcal{H}_{j,t}^{[m]})_{j,t \in \mathcal{A}_1}$ as $\mathcal{H}_{j,t}^{[m]} = \frac{\mathbf{1} \left[C_t \in \mathcal{R}_{l(C_j)}^{[m]} \right]}{\sum_{k \in \mathcal{A}_1} \mathbf{1} \left[C_k \in \mathcal{R}_{l(C_j)}^{[m]} \right]}$.
- 9: Compute $\Omega^{[m]} = \nu \mathcal{H}^{[m]} + (\mathbf{I} - \nu \mathcal{H}^{[m]}) \Omega^{[m-1]}$

10: **end for**

11: Return Ω^{boo}

$$\mathcal{B}_3 = \left\{ \max_{0 \leq q < q' \leq Q_{\max}} \frac{1}{\sqrt{H(V_q, V_{q'})}} \left| \tilde{\mathcal{E}}(V_q) - \tilde{\mathcal{E}}(V_{q'}) \right| \leq \tau_1 \rho(\alpha_0) \right\}.$$

where $\rho(\alpha_0)$ is defined in (43), $\hat{\rho}$ is defined in (27) with \mathbf{M}_{RF} replaced by \mathbf{M} , and $\mathcal{G}_n(V_q, V_{q'})$ is defined in (62). By the definition of $\rho(\alpha_0)$ in (43) and the following (92), we control the probability of the event $\lim_{n \rightarrow \infty} \mathbf{P}(\mathcal{B}_1) = 1 - 2\alpha_0$. By the following (4) and $\hat{\rho}/\rho(\alpha_0) \xrightarrow{p} 1$, we establish that, for any positive constants $\tau_0 > 0$ and $\tau_1 > 0$, $\liminf_{n \rightarrow \infty} \mathbf{P}(\mathcal{B}_2 \cap \mathcal{B}_3) = 1$. Combing the above two equalities, we have

$$\liminf_{n \rightarrow \infty} \mathbf{P}(\mathcal{B}_1 \cap \mathcal{B}_2 \cap \mathcal{B}_3) \geq 1 - 2\alpha_0. \quad (74)$$

For any $0 \leq q \leq Q^* - 1$, the condition (R4) implies that there exists some $q+1 \leq q' \leq Q^*$ such that $|\mathcal{L}_n(V_q, V_{q'})| \geq A\rho(\alpha_0)$. On the event $\mathcal{B}_1 \cap \mathcal{B}_2 \cap \mathcal{B}_3$, we apply the expression (61) and obtain

$$\left| \frac{\hat{\beta}(V_q) - \hat{\beta}(V_{q'})}{\sqrt{H(V_q, V_{q'})}} \right| \geq A\rho(\alpha_0) - \rho(\alpha_0) - \tau_1\rho(\alpha_0) \geq (A - 1 - \tau_1)(1 - \tau_0)\hat{\rho}. \quad (75)$$

For any $Q^* \leq q' \leq Q_{\max}$, we have $R(V_{q'}) = 0$. Then on the event $\mathcal{B}_1 \cap \mathcal{B}_2 \cap \mathcal{B}_3$, we apply the expression (61) and obtain that,

$$\left| \frac{\hat{\beta}(V_{Q^*}) - \hat{\beta}(V_{q'})}{\sqrt{H(V_{Q^*}, V_{q'})}} \right| \leq \rho(\alpha_0) + \tau_1\rho(\alpha_0) \leq (1 + \tau_1)(1 + \tau_0)\hat{\rho} \leq 1.01\hat{\rho}.$$

Together with (75), the event $\mathcal{B}_1 \cap \mathcal{B}_2 \cap \mathcal{B}_3$ implies $\cap_{q=0}^{Q^*-1} \{\mathcal{C}(V_q) = 1\} \cap \{\mathcal{C}(V_{Q^*}) = 0\}$. By (74), we establish $\liminf_{n \rightarrow \infty} \mathbf{P} \left[\left(\cap_{q=0}^{Q^*-1} \{\mathcal{C}(V_q) = 1\} \right) \cap \{\mathcal{C}(V_{Q^*}) = 0\} \right] \geq 1 - 2\alpha_0$. Together with (73), we have $\liminf_{n \rightarrow \infty} \mathbf{P}(\hat{q}_c \neq Q^*) \leq 2\alpha_0$. To control the coverage probability, we decompose $\mathbf{P} \left(\frac{1}{\text{SE}(V_{\hat{q}_c})} \left| \hat{\beta}(V_{\hat{q}_c}) - \beta \right| \geq z_{\alpha/2} \right)$ as

$$\begin{aligned} & \mathbf{P} \left(\left\{ \frac{1}{\text{SE}(V_{\hat{q}_c})} \left| \hat{\beta}(V_{\hat{q}_c}) - \beta \right| \geq z_{\alpha/2} \right\} \cap \{\hat{q}_c = Q^*\} \right) \\ & + \mathbf{P} \left(\left\{ \frac{1}{\text{SE}(V_{\hat{q}_c})} \left| \hat{\beta}(V_{\hat{q}_c}) - \beta \right| \geq z_{\alpha/2} \right\} \cap \{\hat{q}_c \neq Q^*\} \right). \end{aligned} \quad (76)$$

Note that

$$\begin{aligned} & \mathbf{P} \left(\left\{ \frac{1}{\text{SE}(V_{\hat{q}_c})} \left| \hat{\beta}(V_{\hat{q}_c}) - \beta \right| \geq z_{\alpha/2} \right\} \cap \{\hat{q}_c = Q^*\} \right) \\ & \leq \mathbf{P} \left(\left\{ \frac{1}{\text{SE}(V_{Q^*})} \left| \hat{\beta}(V_{Q^*}) - \beta \right| \geq z_{\alpha/2} \right\} \right) \leq \alpha, \end{aligned}$$

and

$$\mathbf{P} \left(\left\{ \frac{1}{\text{SE}(V_{\hat{q}_c})} \left| \hat{\beta}(V_{\hat{q}_c}) - \beta \right| \geq z_{\alpha/2} \right\} \cap \{\hat{q}_c \neq Q^*\} \right) \leq \mathbf{P}(\hat{q}_c \neq Q^*) \leq 2\alpha_0.$$

By the decomposition (76), we combine the above two inequalities and establish

$$\mathbf{P} \left(\frac{1}{\text{SE}(V_{\hat{q}_c})} \left| \hat{\beta}(V_{\hat{q}_c}) - \beta \right| \geq z_{\alpha/2} \right) \leq \alpha + 2\alpha_0,$$

which implies (45) with $\hat{q} = \hat{q}_c$. By the definition $\hat{q}_r = \min\{\hat{q}_c + 1, Q_{\max}\}$, we apply a similar argument and establish (45) with $\hat{q} = \hat{q}_r$.

B.2 Proof of Theorem 5

If $\text{Cov}(\epsilon_i, \delta_i \mid Z_i, X_i) = \text{Cov}(\epsilon_i, \delta_i)$, then (51) further implies

$$\left| \epsilon_{\mathcal{A}_1}^\top \mathbf{M}_{\text{RF}}(V) \delta_{\mathcal{A}_1} - \text{Cov}(\epsilon_i, \delta_i) \cdot \text{Tr}[\mathbf{M}_{\text{RF}}(V)] \right| \leq t_0 K^2 \sqrt{\text{Tr}([\mathbf{M}_{\text{RF}}(V)]^2)}. \quad (77)$$

Proof of (63). We decompose the error $\widehat{\text{Cov}}(\delta_i, \epsilon_i) - \text{Cov}(\delta_i, \epsilon_i)$ as,

$$\begin{aligned} & \frac{1}{n_1 - r} (f_{\mathcal{A}_1} - \hat{f}_{\mathcal{A}_1} + \delta_{\mathcal{A}_1})^\top P_{V_{\mathcal{A}_1}, W_{\mathcal{A}_1}}^\perp [\epsilon_{\mathcal{A}_1} + D_{\mathcal{A}_1}(\beta - \hat{\beta}_{\text{init}}(V)) + R_{\mathcal{A}_1}(V)] - \text{Cov}(\delta_i, \epsilon_i) \\ & = T_1 + T_2 + T_3, \end{aligned} \quad (78)$$

where $T_1 = \frac{1}{n_1 - r} \left[(\delta_{\mathcal{A}_1})^\top P_{V_{\mathcal{A}_1}, W_{\mathcal{A}_1}}^\perp \epsilon_{\mathcal{A}_1} - (n_1 - r) \text{Cov}(\delta_i, \epsilon_i) \right]$, and

$$\begin{aligned} T_2 &= \frac{1}{n_1 - r} (\delta_{\mathcal{A}_1})^\top P_{V_{\mathcal{A}_1}, W_{\mathcal{A}_1}}^\perp \left[D_{\mathcal{A}_1}(\beta - \hat{\beta}_{\text{init}}(V)) + R_{\mathcal{A}_1}(V) \right], \\ T_3 &= \frac{1}{n_1 - r} (f_{\mathcal{A}_1} - \hat{f}_{\mathcal{A}_1})^\top P_{V_{\mathcal{A}_1}, W_{\mathcal{A}_1}}^\perp [\epsilon_{\mathcal{A}_1} + D_{\mathcal{A}_1}(\beta - \hat{\beta}_{\text{init}}(V)) + R_{\mathcal{A}_1}(V)]. \end{aligned}$$

We apply (48) with $A = P_{V_{\mathcal{A}_1}, W_{\mathcal{A}_1}}^\perp$ and $t = t_0 K^2 \sqrt{n_1 - r}$ for some $0 < t_0 \leq \sqrt{n_1 - r}$, and establish

$$\mathbb{P} \left(\left| \epsilon_{\mathcal{A}_1}^\top P_{V_{\mathcal{A}_1}, W_{\mathcal{A}_1}}^\perp \delta_{\mathcal{A}_1} - \text{Cov}(\epsilon_i, \delta_i) \cdot \text{Tr} \left(P_{V_{\mathcal{A}_1}, W_{\mathcal{A}_1}}^\perp \right) \right| \geq t_0 K^2 \sqrt{n_1 - r} \mid \mathcal{O} \right) \leq 6 \exp(-ct_0^2).$$

By choosing $t_0 = \log(n_1 - r)$, we establish that, with probability larger than $1 - (n_1 - r)^{-c}$ for some positive constant $c > 0$, then

$$|T_1| \lesssim \sqrt{\frac{\log(n_1 - r)}{n_1 - r}}. \quad (79)$$

We apply (48) with $A = P_{V_{\mathcal{A}_1}, W_{\mathcal{A}_1}}^\perp$ and $t = t_0 K^2 \sqrt{n_1 - r}$ for some $0 < t_0 \leq \sqrt{n_1 - r}$,

$$\mathbb{P} \left(\left| \epsilon_{\mathcal{A}_1}^\top P_{V_{\mathcal{A}_1}, W_{\mathcal{A}_1}}^\perp D_{\mathcal{A}_1} - \text{Cov}(\epsilon_i, D_i) \cdot \text{Tr} \left(P_{V_{\mathcal{A}_1}, W_{\mathcal{A}_1}}^\perp \right) \right| \geq t_0 K^2 \sqrt{n_1 - r} \mid \mathcal{O} \right) \leq 6 \exp(-ct_0^2).$$

The above concentration bound implies

$$\mathbb{P} \left(\frac{1}{n_1 - r} \left| \epsilon_{\mathcal{A}_1}^\top P_{V_{\mathcal{A}_1}, W_{\mathcal{A}_1}}^\perp D_{\mathcal{A}_1} \right| \geq C \left(1 + \sqrt{\frac{\log(n_1 - r)}{n_1 - r}} \right) \mid \mathcal{O} \right) \leq 6(n_1 - r)^{-c}. \quad (80)$$

Hence, we establish that, with probability larger than $1 - (n_1 - r)^{-c}$,

$$|T_2| \lesssim \left| \beta - \widehat{\beta}_{\text{init}}(V) \right| + \frac{\|R(V)\|_2}{\sqrt{n_1 - r}}, \quad (81)$$

where the last inequality follows from (56). Regarding T_3 , we have

$$\begin{aligned} |T_3| &= \left| \frac{1}{n_1 - r} (f_{\mathcal{A}_1} - \widehat{f}_{\mathcal{A}_1})^\top P_{V_{\mathcal{A}_1}, W_{\mathcal{A}_1}}^\perp [\epsilon_{\mathcal{A}_1} + D_{\mathcal{A}_1}(\beta - \widehat{\beta}_{\text{init}}(V)) + R_{\mathcal{A}_1}(V)] \right| \\ &\lesssim \frac{\|P_{V_{\mathcal{A}_1}, W_{\mathcal{A}_1}}^\perp (f_{\mathcal{A}_1} - \widehat{f}_{\mathcal{A}_1})\|_2}{\sqrt{n_1 - r}} \frac{\|P_{V_{\mathcal{A}_1}, W_{\mathcal{A}_1}}^\perp \epsilon_{\mathcal{A}_1}\|_2 + \|P_{V_{\mathcal{A}_1}, W_{\mathcal{A}_1}}^\perp D_{\mathcal{A}_1}\|_2 \cdot |\beta - \widehat{\beta}_{\text{init}}(V)| + \|R_{\mathcal{A}_1}(V)\|_2}{\sqrt{n_1 - r}}. \end{aligned} \quad (82)$$

By a similar argument as in (80), we establish that, with probability larger than $1 - (n_1 - r)^{-c}$, $\frac{1}{\sqrt{n_1}} \|P_{V_{\mathcal{A}_1}, W_{\mathcal{A}_1}}^\perp \epsilon_{\mathcal{A}_1}\|_2 + \frac{1}{\sqrt{n_1}} \|P_{V_{\mathcal{A}_1}, W_{\mathcal{A}_1}}^\perp D_{\mathcal{A}_1}\|_2 \leq C$, for some positive constant $C > 0$. Together with (82), we establish that, with probability larger than $1 - (n_1 - r)^{-c}$,

$$|T_3| \lesssim \frac{\|P_{V_{\mathcal{A}_1}, W_{\mathcal{A}_1}}^\perp (f_{\mathcal{A}_1} - \widehat{f}_{\mathcal{A}_1})\|_2}{\sqrt{n_1 - r}} \cdot \left(1 + |\beta - \widehat{\beta}_{\text{init}}(V)| + \frac{\|R(V)\|_2}{\sqrt{n_1 - r}} \right).$$

Together with (78) and the upper bounds (79) and (81), we establish (63).

Proof of (66). By (50), we obtain the following decomposition for $\widetilde{\beta}_{\text{RF}}(V)$ in (12),

$$\begin{aligned} \widehat{\beta}_{\text{RF}}(V) - \beta &= \frac{\epsilon_{\mathcal{A}_1}^\top \mathbf{M}_{\text{RF}}(V) f_{\mathcal{A}_1} - [\widehat{\text{Cov}}(\delta_i, \epsilon_i) - \text{Cov}(\delta_i, \epsilon_i)] \text{Tr}[\mathbf{M}_{\text{RF}}(V)]}{D_{\mathcal{A}_1}^\top \mathbf{M}_{\text{RF}}(V) D_{\mathcal{A}_1}} \\ &+ \frac{\epsilon_{\mathcal{A}_1}^\top \mathbf{M}_{\text{RF}}(V) \delta_{\mathcal{A}_1} - \text{Cov}(\delta_i, \epsilon_i) \text{Tr}[\mathbf{M}_{\text{RF}}(V)]}{D_{\mathcal{A}_1}^\top \mathbf{M}_{\text{RF}}(V) D_{\mathcal{A}_1}} + \frac{R_{\mathcal{A}_1}(V)^\top \mathbf{M}_{\text{RF}}(V) D_{\mathcal{A}_1}}{D_{\mathcal{A}_1}^\top \mathbf{M}_{\text{RF}}(V) D_{\mathcal{A}_1}}. \end{aligned} \quad (83)$$

The above decomposition implies (34) with $\mathcal{G}(V)$ and $\mathcal{E}(V) = \mathcal{E}_1(V) + \mathcal{E}_2(V)$ defined as

$$\mathcal{G}(V) = \frac{1}{\text{SE}(V)} \frac{\epsilon_{\mathcal{A}_1}^\top \mathbf{M}_{\text{RF}}(V) f_{\mathcal{A}_1}}{D_{\mathcal{A}_1}^\top \mathbf{M}_{\text{RF}}(V) D_{\mathcal{A}_1}},$$

and

$$\begin{aligned} \text{SE}(V) \cdot \mathcal{E}(V) &= \frac{R_{\mathcal{A}_1}(V)^\top \mathbf{M}_{\text{RF}}(V) D_{\mathcal{A}_1}}{D_{\mathcal{A}_1}^\top \mathbf{M}_{\text{RF}}(V) D_{\mathcal{A}_1}} \\ &+ \frac{[\text{Cov}(\delta_i, \epsilon_i) - \widehat{\text{Cov}}(\delta_i, \epsilon_i)] \text{Tr}[\mathbf{M}_{\text{RF}}(V)] + \epsilon_{\mathcal{A}_1}^\top \mathbf{M}_{\text{RF}}(V) \delta_{\mathcal{A}_1} - \text{Cov}(\delta_i, \epsilon_i) \text{Tr}[\mathbf{M}_{\text{RF}}(V)]}{D_{\mathcal{A}_1}^\top \mathbf{M}_{\text{RF}}(V) D_{\mathcal{A}_1}}. \end{aligned}$$

We establish $\mathcal{G}(V) \xrightarrow{d} N(0, 1)$ by applying the same arguments as in Section 8.2. We establish (66) by combining (63), (54), and (77).

C Proof of Extra Lemmas

C.1 Proof of Lemma 2

Note that $\mathbf{E} [\epsilon_{\mathcal{A}_1}^\top \mathbf{M}(V) \delta_{\mathcal{A}_1} \mid \mathcal{O}] = \text{Tr}(\mathbf{M}(V) \Lambda)$. We apply (48) with $A = \mathbf{M}(V)$ and $t = t_0 K^2 \|\mathbf{M}(V)\|_F$ for some $t_0 > 0$ and establish

$$\begin{aligned} &\mathbb{P}(|\epsilon_{\mathcal{A}_1}^\top \mathbf{M}(V) \delta_{\mathcal{A}_1} - \text{Tr}(\mathbf{M}(V) \Lambda)| \geq t_0 K^2 \|\mathbf{M}(V)\|_F \mid \mathcal{O}) \\ &\leq 6 \exp\left(-c \min\left\{t_0^2, t_0 \frac{\|\mathbf{M}(V)\|_F}{\|\mathbf{M}(V)\|_2}\right\}\right) \leq 6 \exp(-c \min\{t_0^2, t_0\}), \end{aligned} \quad (84)$$

where the last inequality follows from $\|\mathbf{M}(V)\|_F \geq \|\mathbf{M}(V)\|_2$. The above concentration bound implies (51) by taking an expectation with respect to \mathcal{O} .

Note that $\mathbf{E} [\delta_{\mathcal{A}_1}^\top \mathbf{M}(V) \delta_{\mathcal{A}_1} \mid \mathcal{O}] = \text{Tr}(\mathbf{M}(V) \Sigma^\delta)$. With a similar argument to (84), we establish

$$\mathbb{P}(|\delta_{\mathcal{A}_1}^\top \mathbf{M}(V) \delta_{\mathcal{A}_1} - \text{Tr}(\mathbf{M}(V) \Sigma^\delta)| \geq t_0 K^2 \|\mathbf{M}(V)\|_F \mid \mathcal{O}) \leq 2 \exp(-c \min\{t_0^2, t_0\}). \quad (85)$$

Note that $\mathbf{E} [\delta_{\mathcal{A}_1}^\top \mathbf{M}(V) f_{\mathcal{A}_1} \mid \mathcal{O}] = 0$, and conditioning on \mathcal{O} , $\{\delta_i\}_{i \in \mathcal{A}_1}$ are independent sub-gaussian random variables. We apply Proposition 5.16 of [51] and establish that, with probability larger than $1 - \exp(-t_0^2)$ for some positive constant $c > 0$,

$$\mathbb{P}\left(\delta_{\mathcal{A}_1}^\top \mathbf{M}(V) f_{\mathcal{A}_1} \geq C t_0 K \sqrt{f_{\mathcal{A}_1}^\top [\mathbf{M}(V)]^2 f_{\mathcal{A}_1}} \mid \mathcal{O}\right) \leq \exp(-c t_0^2). \quad (86)$$

The above concentration bound implies (52) by taking an expectation with respect to \mathcal{O} .

By the decomposition $D_{\mathcal{A}_1}^\top \mathbf{M}(V) D_{\mathcal{A}_1} - f_{\mathcal{A}_1}^\top \mathbf{M}(V) f_{\mathcal{A}_1} = \delta_{\mathcal{A}_1}^\top \mathbf{M}(V) f_{\mathcal{A}_1} + \delta_{\mathcal{A}_1}^\top \mathbf{M}(V) \delta_{\mathcal{A}_1}$, we establish (53) by applying the concentration bounds (85) and (86).

C.2 Proof of Lemma 3

Under the model (9), we have

$$Y_{\mathcal{A}_1} - \widehat{\beta}_{\text{init}}(V)D_{\mathcal{A}_1} = V_{\mathcal{A}_1}\pi + W_{\mathcal{A}_1}\psi + R_{\mathcal{A}_1} + D_{\mathcal{A}_1}(\beta - \widehat{\beta}_{\text{init}}(V)) + \epsilon_{\mathcal{A}_1}. \quad (87)$$

Define the matrix $\Psi = (V_{\mathcal{A}_1}, W_{\mathcal{A}_1})$. The least square estimator of $(\pi^\top, \psi^\top)^\top$ is expressed as, $(\widehat{\pi}^\top, \widehat{\psi}^\top) = (\Psi^\top \Psi)^{-1} \Psi^\top (Y_{\mathcal{A}_1} - \widehat{\beta}_{\text{init}}(V)D_{\mathcal{A}_1})$. Note that

$$\begin{aligned} & (\Psi^\top \Psi)^{-1} \Psi^\top (Y_{\mathcal{A}_1} - \widehat{\beta}_{\text{init}}(V)D_{\mathcal{A}_1}) - (\pi^\top, \psi^\top)^\top \\ &= (\Psi^\top \Psi)^{-1} \Psi^\top ([R(V)]_{\mathcal{A}_1} + D_{\mathcal{A}_1}(\beta - \widehat{\beta}_{\text{init}}(V)) + \epsilon_{\mathcal{A}_1}) \\ &= \left(\sum_{i=1}^{n_1} \Psi_i \Psi_i^\top \right)^{-1} \sum_{i=1}^{n_1} \Psi_i \left([R(V)]_i + D_i(\beta - \widehat{\beta}_{\text{init}}(V)) + \epsilon_i \right). \end{aligned}$$

Note that $\mathbf{E} \Psi_i \epsilon_i = 0$ and conditioning on \mathcal{O} , $\{\epsilon_i\}_{i \in \mathcal{A}_1}$ are independent sub-gaussian random variables. By Proposition 5.16 of [51], there exist positive constants $C > 0$ and $c > 0$ such that $\mathbb{P}\left(\frac{1}{n_1} |\sum_{i=1}^{n_1} \Psi_{ij} \epsilon_i| \geq Ct_0 \sqrt{\sum_{i=1}^{n_1} \Psi_{ij}^2 / n_1} \mid \mathcal{O}\right) \leq \exp(-ct_0^2)$. By Condition (R1), we have $\max_{i,j} \Psi_{ij}^2 \leq C \log n$ and apply the union bound and establish

$$\mathbb{P}\left(\left\| \frac{1}{n_1} \sum_{i=1}^{n_1} \Psi_i \epsilon_i \right\|_\infty \geq C \frac{\log n_1}{\sqrt{n_1}}\right) \leq n_1^{-c}. \quad (88)$$

Similarly to (88), we establish $\mathbb{P}\left(\left\| \frac{1}{n_1} \sum_{i=1}^{n_1} \Psi_i \delta_i \right\|_\infty \geq C \frac{\log n_1}{\sqrt{n_1}}\right) \leq n_1^{-c}$. Together with the expression $\frac{1}{n_1} \sum_{i=1}^{n_1} \Psi_i D_i = \frac{1}{n_1} \sum_{i=1}^{n_1} \Psi_i f_i + \frac{1}{n_1} \sum_{i=1}^{n_1} \Psi_i \delta_i$, we apply Condition (R1) and establish $\mathbb{P}\left(\left| \frac{1}{n_1} \sum_{i=1}^{n_1} \Psi_i D_i \right| \geq C\right) \leq n_1^{-c}$. Together with (88), and Condition (R1), we establish that, with probability larger than $1 - n_1^{-c}$,

$$\|(\widehat{\pi}^\top, \widehat{\psi}^\top) - (\pi^\top, \psi^\top)^\top\|_2 \lesssim \|R(V)\|_\infty + \left| \beta - \widehat{\beta}_{\text{init}}(V) \right| + \frac{\log n}{\sqrt{n}}. \quad (89)$$

Our proposed estimator $\widehat{\epsilon}(V)$ defined in (14) has the following equivalent expression,

$$\begin{aligned} \widehat{\epsilon}(V) &= P_{V_{\mathcal{A}_1}, W_{\mathcal{A}_1}}^\perp [Y_{\mathcal{A}_1} - D_{\mathcal{A}_1} \widehat{\beta}_{\text{init}}(V)] \\ &= Y_{\mathcal{A}_1} - D_{\mathcal{A}_1} \widehat{\beta}_{\text{init}}(V) - \Psi (\Psi^\top \Psi)^{-1} \Psi^\top (Y_{\mathcal{A}_1} - \widehat{\beta}_{\text{init}}(V) D_{\mathcal{A}_1}) \\ &= Y_{\mathcal{A}_1} - D_{\mathcal{A}_1} \widehat{\beta}_{\text{init}}(V) - V_{\mathcal{A}_1} \widehat{\pi} - W_{\mathcal{A}_1} \widehat{\psi}. \end{aligned}$$

Then we apply (87) and obtain $[\widehat{\epsilon}(V)]_i - \epsilon_i = D_i(\beta - \widehat{\beta}_{\text{init}}(V)) + V_i^\top(\pi - \widehat{\pi}) + W_i^\top(\psi - \widehat{\psi}) + R_i(V)$. Together with Condition (R1) and (89), we establish Lemma 3.

C.3 Proof of Lemma 4

Similarly to (57), we decompose $\tilde{\mathcal{E}}(V_q)$ as

$$\tilde{\mathcal{E}}(V_q) = \frac{\text{Err}_1 + \text{Err}_2}{D_{\mathcal{A}_1}^\top \mathbf{M}(V_q) D_{\mathcal{A}_1}},$$

where $\text{Err}_1 = \sum_{1 \leq i \neq j \leq n_1} [\mathbf{M}(V_q)]_{ij} \delta_i \epsilon_j$, and

$$\text{Err}_2 = \sum_{i=1}^{n_1} [\mathbf{M}(V_q)]_{ii} (f_i - \hat{f}_i) (\epsilon_i + [\hat{\epsilon}(V_{Q_{\max}})]_i - \epsilon_i) + \sum_{i=1}^{n_1} [\mathbf{M}(V_q)]_{ii} \delta_i ([\hat{\epsilon}(V_{Q_{\max}})]_i - \epsilon_i).$$

We apply the same analysis as that of (60) and establish

$$|\text{Err}_2| \lesssim \sum_{i=1}^{n_1} [\mathbf{M}(V)]_{ii} \left[|f_i - \hat{f}_i| \left(\sqrt{\log n} + |[\hat{\epsilon}(V_{Q_{\max}})]_i - \epsilon_i| \right) + \sqrt{\log n} |[\hat{\epsilon}(V_{Q_{\max}})]_i - \epsilon_i| \right].$$

By Lemma 3 with $V = V_{Q_{\max}}$, we apply the similar argument as that of (35) and establish that

$$\mathbb{P} \left(\left| \tilde{\mathcal{E}}(V_q) \right| \geq C \frac{\sqrt{\log n} \cdot \eta_n(V_{Q_{\max}}) \cdot \text{Tr}[\mathbf{M}(V_q)] + t_0 \sqrt{\text{Tr}([\mathbf{M}(V_q)]^2)}}{f_{\mathcal{A}_1} \mathbf{M}(V_q) f_{\mathcal{A}_1}} \right) \geq 1 - \exp(-t_0^2)$$

where $\eta_n(V)$ is defined in (36). We establish $\left| \tilde{\mathcal{E}}(V_q) \right| / \sqrt{H(V_q, V_{q'})} \xrightarrow{p} 0$ under Condition (R3). Similarly, we establish $\left| \tilde{\mathcal{E}}(V_{q'}) \right| / \sqrt{H(V_q, V_{q'})} \xrightarrow{p} 0$ under Condition (R3). That is, we establish $\frac{1}{\sqrt{H(V_q, V_{q'})}} \left| \tilde{\mathcal{E}}(V_q) - \tilde{\mathcal{E}}(V_{q'}) \right| \xrightarrow{p} 0$.

Now we prove $\mathcal{G}_n(V_q, V_{q'}) \xrightarrow{d} N(0, 1)$ and start with the decomposition,

$$\begin{aligned} & \frac{f_{\mathcal{A}_1}^\top \mathbf{M}(V_{q'}) \epsilon_{\mathcal{A}_1}}{D_{\mathcal{A}_1}^\top \mathbf{M}(V_{q'}) D_{\mathcal{A}_1}} - \frac{f_{\mathcal{A}_1}^\top \mathbf{M}(V_q) \epsilon_{\mathcal{A}_1}}{D_{\mathcal{A}_1}^\top \mathbf{M}(V_q) D_{\mathcal{A}_1}} = \frac{f_{\mathcal{A}_1}^\top \mathbf{M}(V_{q'}) \epsilon_{\mathcal{A}_1}}{f_{\mathcal{A}_1}^\top \mathbf{M}(V_{q'}) f_{\mathcal{A}_1}} - \frac{f_{\mathcal{A}_1}^\top \mathbf{M}(V_q) \epsilon_{\mathcal{A}_1}}{f_{\mathcal{A}_1}^\top \mathbf{M}(V_q) f_{\mathcal{A}_1}} \\ & + \frac{f_{\mathcal{A}_1}^\top \mathbf{M}(V_{q'}) \epsilon_{\mathcal{A}_1}}{f_{\mathcal{A}_1}^\top \mathbf{M}(V_{q'}) f_{\mathcal{A}_1}} \left(\frac{f_{\mathcal{A}_1}^\top \mathbf{M}(V_{q'}) f_{\mathcal{A}_1}}{D_{\mathcal{A}_1}^\top \mathbf{M}(V_{q'}) D_{\mathcal{A}_1}} - 1 \right) - \frac{f_{\mathcal{A}_1}^\top \mathbf{M}(V_q) \epsilon_{\mathcal{A}_1}}{f_{\mathcal{A}_1}^\top \mathbf{M}(V_q) f_{\mathcal{A}_1}} \left(\frac{f_{\mathcal{A}_1}^\top \mathbf{M}(V_q) f_{\mathcal{A}_1}}{D_{\mathcal{A}_1}^\top \mathbf{M}(V_q) D_{\mathcal{A}_1}} - 1 \right). \end{aligned} \quad (90)$$

Since the vector S defined in (39) satisfies $\max_{i \in \mathcal{A}_1} S_i^2 / \sum_{i \in \mathcal{A}_1} S_i^2 \rightarrow 0$, we verify the Linderberg condition and establish

$$\frac{1}{\sqrt{H(V_q, V_{q'})}} \left(\frac{f_{\mathcal{A}_1}^\top \mathbf{M}(V_{q'}) \epsilon_{\mathcal{A}_1}}{f_{\mathcal{A}_1}^\top \mathbf{M}(V_{q'}) f_{\mathcal{A}_1}} - \frac{f_{\mathcal{A}_1}^\top \mathbf{M}(V_q) \epsilon_{\mathcal{A}_1}}{f_{\mathcal{A}_1}^\top \mathbf{M}(V_q) f_{\mathcal{A}_1}} \right) \xrightarrow{d} N(0, 1). \quad (91)$$

We apply (52) and (53) and establish that with probability larger than $1 - \exp(-c \min\{t_0^2, t_0\})$ for some positive constants $c > 0$ and $t_0 > 0$,

$$\left| \frac{f_{\mathcal{A}_1}^\top \mathbf{M}(V_q) \epsilon_{\mathcal{A}_1}}{f_{\mathcal{A}_1}^\top \mathbf{M}(V_q) f_{\mathcal{A}_1}} \right| \lesssim \frac{t_0}{\sqrt{\mu(V_q)}}, \quad \text{and} \quad \left| \frac{f_{\mathcal{A}_1}^\top \mathbf{M}(V_q) f_{\mathcal{A}_1}}{D_{\mathcal{A}_1}^\top \mathbf{M}(V_q) D_{\mathcal{A}_1}} - 1 \right| \lesssim \frac{\text{Tr}[\mathbf{M}(V_q)]}{\mu(V_q)} + \frac{t_0}{\sqrt{\mu(V_q)}}.$$

We apply the above inequalities and establish that with probability larger than $1 - \exp(-c \min\{t_0^2, t_0\})$ for some positive constants $c > 0$ and $t_0 > 0$,

$$\begin{aligned} & \frac{1}{\sqrt{H(V_q, V_{q'})}} \left| \frac{f_{\mathcal{A}_1}^\top \mathbf{M}(V_{q'}) \epsilon_{\mathcal{A}_1}}{f_{\mathcal{A}_1}^\top \mathbf{M}(V_{q'}) f_{\mathcal{A}_1}} \left(\frac{f_{\mathcal{A}_1}^\top \mathbf{M}(V_{q'}) f_{\mathcal{A}_1}}{D_{\mathcal{A}_1}^\top \mathbf{M}(V_{q'}) D_{\mathcal{A}_1}} - 1 \right) \right| \\ & \lesssim \frac{1}{\sqrt{H(V_q, V_{q'})}} \frac{t_0}{\sqrt{\mu(V_q)}} \left(\frac{\text{Tr}[\mathbf{M}(V_q)]}{\mu(V_q)} + \frac{t_0}{\sqrt{\mu(V_q)}} \right). \end{aligned}$$

Under the condition (R3), we establish

$$\frac{1}{\sqrt{H(V_q, V_{q'})}} \left| \frac{f_{\mathcal{A}_1}^\top \mathbf{M}(V_q) \epsilon_{\mathcal{A}_1}}{f_{\mathcal{A}_1}^\top \mathbf{M}(V_q) f_{\mathcal{A}_1}} \left(\frac{f_{\mathcal{A}_1}^\top \mathbf{M}(V_q) f_{\mathcal{A}_1}}{D_{\mathcal{A}_1}^\top \mathbf{M}(V_q) D_{\mathcal{A}_1}} - 1 \right) \right| \xrightarrow{p} 0.$$

Similarly, we have $\frac{1}{\sqrt{H(V_q, V_{q'})}} \left| \frac{f_{\mathcal{A}_1}^\top \mathbf{M}(V_{q'}) \epsilon_{\mathcal{A}_1}}{f_{\mathcal{A}_1}^\top \mathbf{M}(V_{q'}) f_{\mathcal{A}_1}} \left(\frac{f_{\mathcal{A}_1}^\top \mathbf{M}(V_{q'}) f_{\mathcal{A}_1}}{D_{\mathcal{A}_1}^\top \mathbf{M}(V_{q'}) D_{\mathcal{A}_1}} - 1 \right) \right| \xrightarrow{p} 0$. The above inequalities and the decomposition (90) imply

$$\left| \mathcal{G}_n(V_q, V_{q'}) - \frac{1}{\sqrt{H(V_q, V_{q'})}} \left(\frac{f_{\mathcal{A}_1}^\top \mathbf{M}(V_{q'}) \epsilon_{\mathcal{A}_1}}{f_{\mathcal{A}_1}^\top \mathbf{M}(V_{q'}) f_{\mathcal{A}_1}} - \frac{f_{\mathcal{A}_1}^\top \mathbf{M}(V_q) \epsilon_{\mathcal{A}_1}}{f_{\mathcal{A}_1}^\top \mathbf{M}(V_q) f_{\mathcal{A}_1}} \right) \right| \xrightarrow{p} 0. \quad (92)$$

Together with (91), we establish $\mathcal{G}_n(V_q, V_{q'}) \xrightarrow{d} N(0, 1)$.

C.4 Proof of Lemma 5

Note that $[\mathbf{M}_{\text{RF}}(V)]^2 = (\Omega)^\top P_{\widehat{V}_{\mathcal{A}_1}, \widehat{W}_{\mathcal{A}_1}}^\perp \Omega (\Omega)^\top P_{\widehat{V}_{\mathcal{A}_1}, \widehat{W}_{\mathcal{A}_1}}^\perp \Omega$, and $\mathbf{M}_{\text{RF}}(V)$ and $[\mathbf{M}_{\text{RF}}(V)]^2$ are positive definite. For a vector $b \in \mathbb{R}^n$, we have

$$b^\top [\mathbf{M}_{\text{RF}}(V)]^2 b = (P_{\widehat{V}_{\mathcal{A}_1}, \widehat{W}_{\mathcal{A}_1}}^\perp \Omega b)^\top \Omega (\Omega)^\top P_{\widehat{V}_{\mathcal{A}_1}, \widehat{W}_{\mathcal{A}_1}}^\perp \Omega b \leq \|P_{\widehat{V}_{\mathcal{A}_1}, \widehat{W}_{\mathcal{A}_1}}^\perp \Omega b\|_2^2 \|\Omega\|_2^2. \quad (93)$$

Let $\|\Omega\|_1$ and $\|\Omega\|_\infty$ denote the matrix 1 and ∞ norm, respectively. Since $\|\Omega\|_1 = 1$ and $\|\Omega\|_\infty = 1$ for the random forests setting, we have the upper bound for the spectral norm $\|\Omega\|_2^2 \leq \|\Omega\|_1 \cdot \|\Omega\|_\infty \leq 1$. Together with (93), we establish (70). Note that $b^\top \mathbf{M}_{\text{RF}}(V) b = b^\top (\Omega)^\top P_{\widehat{V}_{\mathcal{A}_1}, \widehat{W}_{\mathcal{A}_1}}^\perp \Omega b \leq \|\Omega\|_2^2 \|b\|_2^2$, we establish that $\lambda_{\max}(\mathbf{M}_{\text{RF}}(V)) \leq 1$.

We apply the minimax expression of eigenvalues and obtain that

$$\begin{aligned} \lambda_k([\mathbf{M}_{\text{RF}}(V)]^2) &= \max_{U: \dim(U)=k} \min_{u \in U} \frac{u^\top [\mathbf{M}_{\text{RF}}(V)]^2 u}{\|u\|_2^2} \\ &\leq \max_{U: \dim(U)=k} \min_{u \in U} \frac{u^\top \mathbf{M}_{\text{RF}}(V) u}{\|u\|_2^2} = \lambda_k(\mathbf{M}_{\text{RF}}(V)). \end{aligned}$$

where the inequality follows from (70). The above inequality leads to $\text{Tr}([\mathbf{M}_{\text{RF}}(V)]^2) \leq \text{Tr}[\mathbf{M}_{\text{RF}}(V)]$. Since $P_{BW}^\perp P_{V_{BW},W}^\perp = P_{BW}^\perp$, we have

$$\begin{aligned} [\mathbf{M}_{\text{ba}}(V)]^2 &= P_{BW} P_{V_{BW},W}^\perp P_{BW} P_{V_{BW},W}^\perp P_{BW} \\ &= P_{BW} P_{V_{BW},W}^\perp (I - P_{BW}^\perp) P_{V_{BW},W}^\perp P_{BW} \\ &= P_{BW} P_{V_{BW},W}^\perp P_{BW} = \mathbf{M}_{\text{ba}}(V) \end{aligned}$$

Similar to the above proof, we establish $[\mathbf{M}_{\text{DNN}}(V)]^2 = \mathbf{M}_{\text{DNN}}(V)$. The proof of (72) is the same as that of (70) by replacing (93) with $b^\top [\mathbf{M}_{\text{RF}}(V)]^2 b \leq b^\top \mathbf{M}_{\text{RF}}(V) b \cdot \|\Omega\|_2^2$.

C.5 Proof of Lemma 6

By rewriting Lemma 3, we have that, with probability larger than $1 - n^{-c}$,

$$\max_{1 \leq i \leq n_1} |[\hat{\epsilon}(V)]_i - \epsilon_i| \leq C\kappa_n(V), \quad \kappa_n(V) = \sqrt{\log n} \left(\|R(V)\|_\infty + |\beta - \hat{\beta}_{\text{init}}(V)| + \frac{\log n}{\sqrt{n}} \right). \quad (94)$$

It is sufficient to show

$$\frac{(f_{\mathcal{A}_1}^\top \mathbf{M}(V) f_{\mathcal{A}_1})^2}{\sum_{i=1}^{n_1} \sigma_i^2 [\mathbf{M}(V) f_{\mathcal{A}_1}]_i^2} \frac{\sum_{i=1}^{n_1} [\hat{\epsilon}(V)]_i^2 [\mathbf{M}(V) D_{\mathcal{A}_1}]_i^2}{(D_{\mathcal{A}_1}^\top \mathbf{M}(V) D_{\mathcal{A}_1})^2} \xrightarrow{p} 1. \quad (95)$$

Note that

$$\frac{\sum_{i=1}^{n_1} [\hat{\epsilon}(V)]_i^2 [\mathbf{M}(V) D_{\mathcal{A}_1}]_i^2}{\sum_{i=1}^{n_1} \sigma_i^2 [\mathbf{M}(V) f_{\mathcal{A}_1}]_i^2} = \frac{\sum_{i=1}^{n_1} \sigma_i^2 [\mathbf{M}(V) D_{\mathcal{A}_1}]_i^2}{\sum_{i=1}^{n_1} \sigma_i^2 [\mathbf{M}(V) f_{\mathcal{A}_1}]_i^2} \cdot \frac{\sum_{i=1}^{n_1} [\hat{\epsilon}(V)]_i^2 [\mathbf{M}(V) D_{\mathcal{A}_1}]_i^2}{\sum_{i=1}^{n_1} \sigma_i^2 [\mathbf{M}(V) D_{\mathcal{A}_1}]_i^2}. \quad (96)$$

We further decompose

$$\begin{aligned} \frac{\sum_{i=1}^{n_1} [\hat{\epsilon}(V)]_i^2 [\mathbf{M}(V) D_{\mathcal{A}_1}]_i^2}{\sum_{i=1}^{n_1} \sigma_i^2 [\mathbf{M}(V) D_{\mathcal{A}_1}]_i^2} - 1 &= \frac{\sum_{i=1}^{n_1} [\hat{\epsilon}(V) - \epsilon_i + \epsilon_i]^2 [\mathbf{M}(V) D_{\mathcal{A}_1}]_i^2}{\sum_{i=1}^{n_1} \sigma_i^2 [\mathbf{M}(V) D_{\mathcal{A}_1}]_i^2} - 1 \\ &= \frac{\sum_{i=1}^{n_1} [\hat{\epsilon}(V) - \epsilon_i]^2 [\mathbf{M}(V) D_{\mathcal{A}_1}]_i^2}{\sum_{i=1}^{n_1} \sigma_i^2 [\mathbf{M}(V) D_{\mathcal{A}_1}]_i^2} + \frac{\sum_{i=1}^{n_1} \epsilon_i [\hat{\epsilon}(V) - \epsilon_i] [\mathbf{M}(V) D_{\mathcal{A}_1}]_i^2}{\sum_{i=1}^{n_1} \sigma_i^2 [\mathbf{M}(V) D_{\mathcal{A}_1}]_i^2} + \frac{\sum_{i=1}^{n_1} (\epsilon_i^2 - \sigma_i^2) [\mathbf{M}(V) D_{\mathcal{A}_1}]_i^2}{\sum_{i=1}^{n_1} \sigma_i^2 [\mathbf{M}(V) D_{\mathcal{A}_1}]_i^2} \end{aligned} \quad (97)$$

Note that $\left| \frac{\sum_{i=1}^{n_1} (\epsilon_i^2 - \sigma_i^2) [\mathbf{M}(V) D_{\mathcal{A}_1}]_i^2}{\sum_{i=1}^{n_1} \sigma_i^2 [\mathbf{M}(V) D_{\mathcal{A}_1}]_i^2} \right| \lesssim \left| \frac{\sum_{i=1}^{n_1} (\epsilon_i^2 - \sigma_i^2) [\mathbf{M}(V) D_{\mathcal{A}_1}]_i^2}{\sum_{i=1}^{n_1} [\mathbf{M}(V) D_{\mathcal{A}_1}]_i^2} \right|$. Define the vector $a \in \mathbb{R}^{n_1}$ with $a_i = \frac{[\mathbf{M}(V) D_{\mathcal{A}_1}]_i^2}{\sum_{i=1}^{n_1} [\mathbf{M}(V) D_{\mathcal{A}_1}]_i^2}$ and we have $\|a\|_1 = 1$ and $\|a\|_2^2 \leq \|a\|_\infty$. By applying Proposition 5.16 of [51], we establish that,

$$\mathbb{P} \left(\left| \sum_{i=1}^{n_1} a_i (\epsilon_i^2 - \sigma_i^2) \right| \geq t_0 K \|a\|_\infty \mid \mathcal{O} \right) \leq \exp(-c \min\{t_0^2, t_0\}). \quad (98)$$

By the condition $\|a\|_\infty \xrightarrow{p} 0$ and $\kappa_n(V)^2 + \sqrt{\log n} \kappa_n(V) \xrightarrow{p} 0$, we establish

$$\frac{\sum_{i=1}^{n_1} [\widehat{\epsilon}(V)]_i^2 [\mathbf{M}(V) D_{\mathcal{A}_1}]_i^2}{\sum_{i=1}^{n_1} \sigma_i^2 [\mathbf{M}(V) D_{\mathcal{A}_1}]_i^2} \xrightarrow{p} 1.$$

By (96) and $\frac{\sum_{i=1}^{n_1} \sigma_i^2 [\mathbf{M}(V) D_{\mathcal{A}_1}]_i^2}{\sum_{i=1}^{n_1} \sigma_i^2 [\mathbf{M}(V) f_{\mathcal{A}_1}]_i^2} \xrightarrow{p} 1$, and $\frac{(f_{\mathcal{A}_1}^\top \mathbf{M}(V) f_{\mathcal{A}_1})^2}{(D_{\mathcal{A}_1}^\top \mathbf{M}(V) D_{\mathcal{A}_1})^2} \xrightarrow{p} 1$, we establish (95).

D Additional Simulations

D.1 Homoscedastic Setting

We present the additional results for Homoscedastic regression errors. For Model 1, we further report the mean absolute bias and the confidence interval length in Tables S1 and S2, respectively. TSLS has a large bias due to the existence of invalid IVs; even when the violation space is known, RF-Full, and RF-Plug have a large bias, and RF-Init has a large bias for vio=2. Our proposed TSCI method corrects the bias effectively. This explains why TSLS, RF-Full, RF-Plug, and RF-Init fail to have correct coverage probability 0.95. In table S2, the lengths of confidence intervals by TSCI-RF are in general smaller than those by TSCI-ba due to the reason that TSCI-RF tends to capture the more complex relationship and leads to stronger IVs. The robust selection methods typically lead to longer confidence intervals since more violation forms might be adjusted with the robust selection.

For Model 2, we report the empirical coverage, the mean absolute bias, and the confidence interval length in Tables S4, S5, and S6, respectively. The observations for Model 2 are generally similar to those for Model 1. For vio=2, Model 2 is slightly easier since the generalized IV strength remains relatively large even after adjusting for quadratic violation forms; see Table S7 for details.

D.2 Heteroscedastic Setting

We report additional simulation results for the heteroscedastic regression error setting. In table S8, we consider model 1 with the error distribution 2 and compare the performance of RF-Init and our proposed TSCI with random forests. The results are similar to that for model 2 in table 2. We note that TSCI effectively corrects the bias of the RF-Init.

			TSCI-RF			TSCI-ba			TSLs	Other RF(oracle)		
vio	a	n	Oracle	Comp	Robust	Oracle	Comp	Robust		Init	Plug	Full
1	0.0	1000	0.00	0.00	0.00	0.00	0.00	0.01	1.00	0.00	0.14	0.02
		3000	0.00	0.00	0.00	0.00	0.00	0.02	1.00	0.00	0.08	0.01
		5000	0.00	0.00	0.00	0.00	0.00	0.01	1.00	0.00	0.06	0.01
	0.5	1000	0.00	0.00	0.00	0.00	0.00	0.01	0.44	0.00	0.12	0.02
		3000	0.00	0.00	0.00	0.00	0.00	0.01	0.44	0.00	0.08	0.01
		5000	0.00	0.00	0.00	0.00	0.00	0.01	0.45	0.00	0.07	0.01
	1.0	1000	0.00	0.00	0.00	0.00	0.00	0.01	0.29	0.00	0.12	0.02
		3000	0.00	0.00	0.00	0.00	0.00	0.01	0.29	0.00	0.10	0.01
		5000	0.00	0.00	0.00	0.00	0.00	0.01	0.29	0.00	0.09	0.01
2	0.0	1000	0.24	0.69	0.69	0.05	0.65	0.65	1.00	0.33	0.98	0.41
		3000	0.07	0.69	0.69	0.02	0.04	0.03	1.00	0.19	0.81	0.37
		5000	0.03	0.67	0.67	0.02	0.01	0.01	1.00	0.14	0.74	0.35
	0.5	1000	0.04	0.60	0.60	0.04	0.56	0.55	0.44	0.12	0.55	0.21
		3000	0.01	0.01	0.01	0.01	0.02	0.01	0.44	0.05	0.03	0.17
		5000	0.00	0.00	0.00	0.01	0.01	0.01	0.44	0.04	0.11	0.16
	1.0	1000	0.00	0.01	0.01	0.03	0.53	0.53	0.29	0.03	0.18	0.08
		3000	0.00	0.00	0.00	0.01	0.04	0.03	0.29	0.01	0.39	0.06
		5000	0.00	0.00	0.00	0.01	0.00	0.00	0.29	0.01	0.37	0.06

Table S1: Mean absolute bias for Model 1 with Error distribution 1. The columns indexed with “TSCI-RF” and “TSCI-ba” correspond to our proposed TSCI with the random forests and the basis approximation, where the columns indexed with “Oracle”, “Comp” and “Robust” correspond to the estimators with the violation space selected by the oracle knowledge, the comparison method, and the robust method. The columns index “TSLs” corresponds to the TSLs estimator. The columns indexed with “Init”, “Plug”, “Full” correspond to the RF estimators without bias-correction, the plug-in RF estimator and the no data-splitting RF estimator, with the oracle knowledge of the violation space.

			TSCI-RF			TSCI-ba			TSLs	Other RF(oracle)		
vio	a	n	Oracle	Comp	Robust	Oracle	Comp	Robust		Init	Plug	Full
1	0.0	1000	0.10	0.10	0.10	0.07	0.08	0.12	0.25	0.10	0.10	0.07
		3000	0.05	0.05	0.05	0.04	0.05	0.46	0.14	0.05	0.06	0.04
		5000	0.04	0.04	0.05	0.03	0.03	0.36	0.11	0.04	0.04	0.03
	0.5	1000	0.09	0.09	0.09	0.07	0.07	0.14	0.07	0.09	0.09	0.07
		3000	0.05	0.05	0.19	0.04	0.04	0.38	0.04	0.05	0.05	0.04
		5000	0.04	0.04	0.15	0.03	0.03	0.30	0.03	0.04	0.04	0.03
	1.0	1000	0.08	0.09	0.17	0.06	0.06	0.10	0.04	0.08	0.08	0.06
		3000	0.05	0.05	0.09	0.04	0.04	0.31	0.02	0.05	0.04	0.03
		5000	0.03	0.03	0.07	0.03	0.03	0.25	0.02	0.03	0.03	0.03
2	0.0	1000	0.48	0.09	0.09	0.79	0.10	0.11	0.14	0.48	0.82	0.23
		3000	0.43	0.05	0.05	0.46	0.45	0.46	0.08	0.43	0.49	0.15
		5000	0.37	0.04	0.04	0.36	0.36	0.37	0.06	0.37	0.39	0.12
	0.5	1000	0.31	0.09	0.09	0.66	0.13	0.13	0.05	0.31	0.58	0.18
		3000	0.19	0.19	0.19	0.38	0.38	0.38	0.03	0.19	0.26	0.10
		5000	0.15	0.15	0.15	0.30	0.30	0.30	0.02	0.15	0.18	0.08
	1.0	1000	0.17	0.17	0.17	0.56	0.10	0.10	0.04	0.17	0.27	0.11
		3000	0.09	0.09	0.09	0.32	0.31	0.31	0.02	0.09	0.13	0.06
		5000	0.07	0.07	0.07	0.25	0.25	0.25	0.02	0.07	0.09	0.05

Table S2: Average confidence interval length for Model 1 with Error distribution 1. The columns indexed with “TSCI-RF” “TSCI-ba” correspond to our proposed TSCI with the random forests and the basis approximation, where the columns indexed with “Oracle”, “Comp” and “Robust” correspond to the estimators with the violation space selected by the oracle knowledge, the comparison method, and the robust method. The columns index “TSLs” corresponds to the TSLs estimator. The columns indexed with “Init”, “Plug”, “Full” correspond to the RF estimators without bias-correction, the plug-in RF estimator and the no data-splitting RF estimator, with the oracle knowledge of the violation space.

Table S3: Coverage

			TSCI-RF			Invalidity	TSCI-ba			TSLs	Other RF(oracle)		
vio	a	n	Oracle	Comp	Robust	TSCI-RF	Oracle	Comp	Robust		Init	Plug	Full
1	0.0	1000	0.86	0.86	0.86	1.00	0.92	0.92	0.91	0.42	0.82	0.07	0.06
		3000	0.96	0.96	0.95	1.00	0.95	0.95	0.95	0.03	0.96	0.00	0.11
		5000	0.95	0.95	0.95	1.00	0.95	0.95	0.95	0.00	0.93	0.00	0.07
	0.5	1000	0.92	0.92	0.92	1.00	0.95	0.95	0.94	0.00	0.91	0.00	0.23
		3000	0.93	0.93	0.94	1.00	0.93	0.93	0.93	0.00	0.93	0.00	0.13
		5000	0.95	0.95	0.95	1.00	0.95	0.95	0.94	0.00	0.95	0.00	0.08
	1.0	1000	0.94	0.93	0.93	1.00	0.96	0.96	0.95	0.00	0.94	0.00	0.23
		3000	0.95	0.95	0.95	1.00	0.95	0.95	0.95	0.00	0.95	0.00	0.09
		5000	0.94	0.94	0.94	1.00	0.95	0.95	0.95	0.00	0.93	0.00	0.03
2	0.0	1000	0.82	0.16	0.16	0.99	0.94	0.94	0.94	0.41	0.69	0.09	0.06
		3000	0.95	0.95	0.96	1.00	0.94	0.94	0.95	0.03	0.94	0.00	0.09
		5000	0.95	0.95	0.96	1.00	0.94	0.94	0.93	0.00	0.94	0.00	0.11
	0.5	1000	0.94	0.89	0.88	0.97	0.93	0.93	0.94	0.00	0.92	0.00	0.24
		3000	0.93	0.93	0.93	1.00	0.94	0.94	0.95	0.00	0.93	0.00	0.15
		5000	0.96	0.96	0.95	1.00	0.95	0.95	0.95	0.00	0.95	0.00	0.07
	1.0	1000	0.92	0.92	0.92	1.00	0.95	0.95	0.95	0.00	0.91	0.00	0.19
		3000	0.95	0.95	0.95	1.00	0.95	0.95	0.94	0.00	0.94	0.00	0.06
		5000	0.95	0.95	0.94	1.00	0.97	0.97	0.96	0.00	0.93	0.00	0.03

Table S4: Empirical coverage for Model 2 with Error distribution 1. The columns indexed with “TSCI-RF” “TSCI-ba” correspond to our proposed TSCI with the random forests and the basis approximation, where the columns indexed with “Oracle”, “Comp” and “Robust” correspond to the estimators with the violation space selected by the oracle knowledge, the comparison method, and the robust method. The column indexed with “Invalidity” reports the proportion of detecting the proposed IV as invalid. The columns index “TSLs” corresponds to the TSLs estimator. The columns indexed with “Init”, “Plug”, “Full” correspond to the RF estimators without bias-correction, the plug-in RF estimator and the no data-splitting RF estimator, with the oracle knowledge of the violation space.

			TSCI-RF			TSCI-ba			TSLs	Other RF(oracle)		
vio	a	n	Oracle	Comp	Robust	Oracle	Comp	Robust		Init	Plug	Full
1	0.0	1000	0.01	0.01	0.01	0.01	0.01	0.01	25.89	0.05	2.12	0.09
		3000	0.00	0.00	0.00	0.00	0.00	0.00	9.80	0.00	1.11	0.04
		5000	0.00	0.00	0.00	0.00	0.00	0.00	9.32	0.00	0.70	0.04
	0.5	1000	0.00	0.00	0.00	0.00	0.00	0.00	0.88	0.02	0.95	0.06
		3000	0.00	0.00	0.00	0.00	0.00	0.00	0.88	0.00	0.51	0.04
		5000	0.00	0.00	0.00	0.00	0.00	0.00	0.88	0.00	0.37	0.03
	1.0	1000	0.00	0.00	0.00	0.00	0.00	0.00	0.42	0.01	0.60	0.05
		3000	0.00	0.00	0.00	0.00	0.00	0.00	0.42	0.00	0.46	0.04
		5000	0.00	0.00	0.00	0.00	0.00	0.00	0.42	0.00	0.37	0.03
2	0.0	1000	0.02	0.60	0.60	0.00	0.00	0.00	13.32	0.06	2.24	0.09
		3000	0.00	0.00	0.00	0.00	0.00	0.00	10.03	0.01	1.17	0.05
		5000	0.00	0.00	0.00	0.00	0.00	0.00	9.26	0.00	0.71	0.04
	0.5	1000	0.00	0.03	0.03	0.00	0.00	0.00	0.88	0.02	1.05	0.06
		3000	0.00	0.00	0.00	0.00	0.00	0.00	0.88	0.00	0.54	0.04
		5000	0.00	0.00	0.00	0.00	0.00	0.00	0.88	0.00	0.38	0.03
	1.0	1000	0.00	0.00	0.00	0.00	0.00	0.00	0.42	0.01	0.69	0.06
		3000	0.00	0.00	0.00	0.00	0.00	0.00	0.42	0.00	0.50	0.04
		5000	0.00	0.00	0.00	0.00	0.00	0.00	0.42	0.00	0.39	0.03

Table S5: Mean absolute bias for Model 2 with Error distribution 1. The columns indexed with “TSCI-RF” “TSCI-ba” correspond to our proposed TSCI with the random forests and the basis approximation, where the columns indexed with “Oracle”, “Comp” and “Robust” correspond to the estimators with the violation space selected by the oracle knowledge, the comparison method, and the robust method. The columns index “TSLs” corresponds to the TSLs estimator. The columns indexed with “Init”, “Plug”, “Full” correspond to the RF estimators without bias-correction, the plug-in RF estimator and the no data-splitting RF estimator, with the oracle knowledge of the violation space.

			TSCI-RF			TSCI-ba			TSLs	Other RF(oracle)		
vio	a	n	Oracle	Comp	Robust	Oracle	Comp	Robust		Init	Plug	Full
1	0.0	1000	0.21	0.21	0.21	0.10	0.10	0.10	20950.62	0.21	2.83	0.09
		3000	0.09	0.09	0.09	0.06	0.06	0.06	13.93	0.09	0.31	0.05
		5000	0.06	0.06	0.06	0.04	0.04	0.04	8.28	0.06	0.13	0.04
	0.5	1000	0.14	0.14	0.14	0.09	0.09	0.10	0.17	0.14	0.47	0.09
		3000	0.07	0.07	0.07	0.05	0.05	0.06	0.10	0.07	0.12	0.05
		5000	0.05	0.05	0.05	0.04	0.04	0.04	0.07	0.05	0.07	0.04
	1.0	1000	0.12	0.12	0.12	0.09	0.09	0.09	0.06	0.12	0.24	0.08
		3000	0.06	0.06	0.06	0.05	0.05	0.06	0.03	0.06	0.10	0.04
		5000	0.04	0.04	0.05	0.04	0.04	0.04	0.03	0.04	0.06	0.03
2	0.0	1000	0.18	0.34	0.34	0.10	0.10	0.10	448.18	0.18	3.06	0.09
		3000	0.09	0.09	0.08	0.06	0.06	0.06	21.77	0.09	0.34	0.05
		5000	0.06	0.06	0.06	0.04	0.04	0.04	8.13	0.06	0.13	0.04
	0.5	1000	0.14	0.15	0.15	0.10	0.10	0.10	0.20	0.14	0.54	0.09
		3000	0.07	0.07	0.07	0.06	0.06	0.06	0.11	0.07	0.12	0.05
		5000	0.05	0.05	0.05	0.04	0.04	0.04	0.09	0.05	0.07	0.04
	1.0	1000	0.12	0.12	0.12	0.09	0.09	0.10	0.08	0.12	0.28	0.08
		3000	0.06	0.06	0.06	0.06	0.06	0.06	0.05	0.06	0.10	0.04
		5000	0.05	0.05	0.05	0.04	0.04	0.04	0.03	0.05	0.07	0.03

Table S6: Average confidence interval length for Model 2 with Error distribution 1. The columns indexed with “TSCI-RF” “TSCI-ba” correspond to our proposed TSCI with the random forests and the basis approximation, where the columns indexed with “Oracle”, “Comp” and “Robust” correspond to the estimators with the violation space selected by the oracle knowledge, the comparison method, and the robust method. The columns index “TSLs” corresponds to the TSLs estimator. The columns indexed with “Init”, “Plug”, “Full” correspond to the RF estimators without bias-correction, the plug-in RF estimator and the no data-splitting RF estimator, with the oracle knowledge of the violation space.

			Model 1				Model 2			
vio	a	n	\mathcal{V}_0	\mathcal{V}_1	\mathcal{V}_2	\mathcal{V}_3	\mathcal{V}_0	\mathcal{V}_1	\mathcal{V}_2	\mathcal{V}_3
1	0.0	1000	347.03	279.07	2.67	2.35	7.08	6.38	5.52	4.02
		3000	2663.64	2273.12	13.87	12.45	212.83	209.76	201.42	176.71
		5000	5667.89	4911.53	28.27	25.75	844.87	838.33	823.38	758.17
	0.5	1000	582.85	251.22	7.74	7.45	69.17	27.66	25.39	24.31
		3000	4406.84	2184.45	57.07	56.36	881.78	534.40	515.37	504.05
		5000	9305.30	4866.74	129.19	128.22	2332.43	1531.17	1482.05	1448.54
	1.0	1000	871.09	231.48	28.14	27.41	280.22	50.99	43.42	41.86
		3000	6961.58	2052.39	271.15	268.90	2525.78	640.20	565.99	559.32
		5000	15418.66	4765.79	660.33	657.00	5961.63	1713.63	1537.16	1529.18
2	0.0	1000	350.04	280.64	2.62	2.33	7.52	6.75	5.81	4.28
		3000	2649.53	2261.19	13.60	12.21	224.02	220.83	212.66	187.63
		5000	5720.80	4946.08	27.94	25.60	863.60	857.18	842.03	776.99
	0.5	1000	576.94	254.82	7.72	7.43	72.36	28.56	26.31	25.12
		3000	4318.80	2187.03	57.10	56.39	895.57	538.72	519.16	506.96
		5000	9363.30	4846.90	129.58	128.58	2321.53	1536.10	1484.55	1452.61
	1.0	1000	886.50	232.60	28.42	27.69	286.65	51.57	43.35	41.85
		3000	6885.64	2043.48	272.83	270.53	2541.53	631.83	563.91	557.23
		5000	15449.13	4712.01	660.27	657.11	5995.36	1711.35	1538.21	1530.59

Table S7: Generalized IV strength for the TSCI with random forests for the setting of Error distribution 1. The columns indexed with “Model 1” and “Model 2” correspond to the conditional mean models for $f(Z_i, X_i)$. The columns indexed with “ \mathcal{V}_q ” for $q = 0, 1, 2, 3$ stand for the violation space \mathcal{V}_q is adjusted in the definition of the generalized IV strength.

			TSCI-RF										RF-Init	
			Bias			Length			Coverage			Invalidity	Bias	Coverage
vio	a	n	Oracle	Comp	Robust	Oracle	Comp	Robust	Oracle	Comp	Robust		Oracle	Oracle
1	0.0	1000	0.00	0.00	0.00	0.15	0.15	0.15	0.92	0.92	0.92	1.00	0.01	0.92
		3000	0.00	0.00	0.00	0.08	0.08	0.08	0.96	0.96	0.96	1.00	0.00	0.95
		5000	0.00	0.00	0.00	0.06	0.06	0.06	0.94	0.93	0.93	1.00	0.00	0.94
	0.5	1000	0.00	0.00	0.00	0.13	0.13	0.13	0.94	0.94	0.94	1.00	0.01	0.93
		3000	0.00	0.00	0.01	0.08	0.08	0.25	0.94	0.90	0.88	1.00	0.00	0.94
		5000	0.00	0.00	0.00	0.06	0.06	0.20	0.95	0.92	0.89	1.00	0.00	0.95
	1.0	1000	0.00	0.00	0.01	0.11	0.12	0.20	0.92	0.90	0.91	1.00	0.01	0.92
		3000	0.00	0.00	0.00	0.06	0.06	0.13	0.95	0.94	0.92	1.00	0.00	0.94
		5000	0.00	0.00	0.00	0.05	0.05	0.10	0.95	0.94	0.94	1.00	0.00	0.94
2	0.0	1000	0.38	0.69	0.69	0.47	0.11	0.11	0.28	0.00	0.00	1.00	0.47	0.09
		3000	0.17	0.69	0.69	0.47	0.07	0.07	0.59	0.00	0.00	1.00	0.32	0.26
		5000	0.09	0.68	0.68	0.44	0.05	0.05	0.70	0.00	0.00	1.00	0.25	0.38
	0.5	1000	0.07	0.61	0.61	0.36	0.11	0.11	0.75	0.00	0.00	0.89	0.20	0.40
		3000	0.02	0.03	0.03	0.25	0.25	0.25	0.90	0.88	0.89	1.00	0.09	0.68
		5000	0.00	0.00	0.00	0.20	0.20	0.20	0.89	0.89	0.89	1.00	0.06	0.75
	1.0	1000	0.01	0.12	0.12	0.23	0.20	0.20	0.91	0.71	0.71	1.00	0.05	0.85
		3000	0.00	0.00	0.00	0.13	0.13	0.13	0.94	0.94	0.94	1.00	0.02	0.89
		5000	0.00	0.00	0.00	0.10	0.10	0.10	0.92	0.92	0.92	1.00	0.01	0.91

Table S8: Bias, length, and coverage for Model 1 with Error distribution 2. The columns indexed with “TSCI-RF” corresponds to our proposed TSCI with the random forests, where where the columns indexed with “Bias”, “Length”, and “Coverage” correspond to the absolute bias of the point estimator, the length and empirical coverage of the constructed confidence interval respectively. The columns indexed with “Oracle”, “Comp” and “Robust” correspond to the TSCI estimators with the violation space selected by the oracle knowledge, the comparison method, and the robust method. The column indexed with “Invalidity” reports the proportion of detecting the proposed IV as invalid. The columns index The columns indexed with “RF-Init” correspond to the RF estimators without bias-correction but with the oracle knowledge of the violation space.