

Constraining the Gravitational-Wave Spectrum from Cosmological First-Order Phase Transitions Using Data from LIGO-Virgo First Three Observing Runs

Yang Jiang^{1,2,*} and Qing-Guo Huang^{1,2,3,†}

¹*CAS Key Laboratory of Theoretical Physics, Institute of Theoretical Physics,
Chinese Academy of Sciences, Beijing 100190, China*

²*School of Physical Sciences, University of Chinese Academy of Sciences, No. 19A Yuquan Road, Beijing 100049, China*

³*School of Fundamental Physics and Mathematical Sciences Hangzhou
Institute for Advanced Study, UCAS, Hangzhou 310024, China*

(Dated: March 30, 2022)

We search for a first-order phase transition (PT) gravitational wave (GW) signal from Advanced LIGO and Advanced Virgo's first three observing runs. Due to the large theoretical uncertainties, four GW energy spectral shapes from bubble and sound wave collisions widely adopted in literature are investigated, separately. Our results indicate that there is no evidence for the existence of such GW signals, and therefore we give the upper limits on the amplitude of GW energy spectrum $\Omega_{\text{pt}}(f_*)$ in the peak frequency range of $f_* \in [5, 500]$ Hz for these four theoretical models, separately. We find that $\Omega_{\text{pt}}(f_* \simeq 40 \text{ Hz}) < 1.3 \times 10^{-8}$ at 95% credible level, and roughly $H_*/\beta \lesssim 0.1$ and $\alpha \lesssim 1$ at 68% credible level in the peak frequency range of $20 \lesssim f_* \lesssim 100$ Hz corresponding to the most sensitive frequency band of Advanced LIGO and Advanced Virgo's first three observing runs, where H_* is the Hubble parameter when PT happens, β is the bubble nucleation rate and α is the ratio of vacuum and relativistic energy density.

Introduction. The evolution of the Universe can be carried out in a smooth or abrupt way, and these sudden changes are what we called phase transitions (PTs) [1–3]. The early evolution of the Universe might contain a variety of PTs since many extensions of Standard Model, such as grand unification model [4], supersymmetric model [5] and so on, predict the occurrence of PTs. See some other relevant models in [6–14]. At QCD scale, PT could happen due to the confinement between quarks and gluons [15, 16]. At a higher energy scale, the destruction of electroweak gauge symmetry may lead to electroweak PT [17]. Generally, each breaking of new symmetry introduced by theoretical models might lead to the occurrence of PT. Therefore, the observation of PT becomes a way to explore new physics.

Among all kinds of PTs, the first-order PT is of great significance for gravitational wave (GW) astronomy, because they are usually strong enough to be interesting sources of GW radiation [18, 19] in the Universe. When the temperature of the Universe drops to a certain value, bubbles containing true vacuum will nucleate in the meta-stable vacuum. Subsequently, these bubbles expand, merge, fill the Universe in the end and GWs are produced during this process [20–22]. Since the process of nucleation and collision occurs in a random manner, the radiated GWs form a stochastic gravitational wave background (SGWB). Because the gravitational interaction is very weak, SGWB decouples from the primordial plasma rapidly. Detecting these GW signals has become an important way to explore the early Universe which is difficult to be observed by any other methods due to the longer decoupling time [23].

At the time when GWs are produced, its frequency depends on the duration of PT, and then GWs would be

redshifted by the expansion of the Universe. Therefore, the frequency band of SGWB today is also related to the temperature T_* at which PT occurs. Pulsar Timing Arrays (PTAs) [24–27] are used to search for the SGWB at frequencies of several nHz, corresponding T_* at the order of MeV. Even though a stochastic process has been detected by PTA data sets [28–31], a SGWB detection consistent with general relativity cannot be claimed because there is no statistically significant evidence of quadrupolar spatial correlations [32–34], and the constraints on the first-order PT parameters from PTA data sets are presented in [35, 36]. On the other hand, the terrestrial GW observatories like Advanced LIGO [37] and Advanced Virgo [38] are designed to be sensitive to the frequency of $10 \sim 10^3$ Hz roughly corresponding to the PT temperature in the range of $10^5 \sim 10^{10}$ GeV. So far, LIGO/Virgo/KAGRA Collaboration has accumulated three generations (O1-O3) of GWs observing data and there is no evidence for the SGWB signal [39, 40]. The related constraints on the GW energy spectrum generated by the first order PT have been investigated in [41] based on the broken power law and two phenomenological PT models.

In this letter, we present a comprehensive analysis of the first-order PT models utilizing data from Advanced LIGO and Advanced Virgo's first three observing runs by extending and improving the analysis in [41] in several aspects. First of all, we take into account four different GW energy spectral shapes from bubble and sound wave collisions widely adopted in literature due to the large theoretical uncertainties, and provide the constraints on the amplitude of the GW energy spectrum in the peak frequency range of $f_* \in [5, 500]$ Hz for these four theoretical models, separately. Secondly, although compact

binary coalescences (CBCs) background is supposed to contribute SGWB as well, it is not strong enough to produce a detectable correlation according to the current sensitivities of both Advanced LIGO and Advanced Virgo [39]. Therefore, different from [41], we do not include the contribution of CBCs in our analysis. Thirdly, the parameters related to the amplitude of the GW spectrum are chosen to be uniform distributions in our analysis for resulting in more conservative upper limits than the log-uniform priors adopted in [41]. Fourthly, we do not keep the bubble nucleation rate β and the PT temperature T_* fixed for deriving the upper limits on the GW spectrum because they should be free from the viewpoint of data analysis.

SGWB from the first-order PT. Isotropic SGWB can be described by the fractional energy density spectrum in the frequency domain:

$$\Omega(f) = \frac{1}{\rho_c} \frac{d\rho_{\text{gw}}}{d \ln f}, \quad (1)$$

where $\rho_c = 3H_0^2 c^2 / (8\pi G)$ denotes the critical density of the current universe. It has been known that there are three main sources of GW produced by a first-order PT: bubble collisions, collisions of sound waves and magnetohydrodynamic turbulence [42, 43]. In this letter, the contribution from turbulence is not considered due to the lack of understanding about its energy spectrum [44–47]. Besides, magnetohydrodynamic turbulence is always subdominant compared with sound waves. The amplitude of the GW energy spectrum from a first-order PT is characterized by the bubble nucleation rate β and the ratio of vacuum and relativistic energy density α . Quantitatively, the following energy density spectrum can be used to fit the SGWB from both bubble collisions and sound waves [35, 44, 48–50]:

$$h^2 \Omega_{\text{pt}}(f) = \mathcal{R} g_*^{-\frac{1}{3}} \Delta(v_w) \left(\frac{\kappa \alpha}{1 + \alpha} \right)^p \left(\frac{H_*}{\beta} \right)^q \mathcal{S} \left(\frac{f}{f_*} \right), \quad (2)$$

where h is the dimensionless Hubble constant, the factor $\mathcal{R} \simeq 7.69 \times 10^{-5}$, $\Delta(v_w)$ is a function of bubble walls velocity v_w , g_* is the number of relativistic degrees of freedom which is fixed to be 100 in this letter, H_* is the Hubble parameter when phase transition happens and κ counts for the fraction of vacuum energy converted. $\mathcal{S}(x)$ represents the shape of the spectrum and it comes to its maximum value at $x = 1$. Here, f_* is the peak frequency of SGWB at present:

$$f_* \simeq 1.13 \times 10^{-7} \left(\frac{\tilde{f}_*}{\beta} \right) \left(\frac{\beta}{H_*} \right) \left(\frac{T_*}{\text{GeV}} \right) \left(\frac{g_*}{10} \right)^{1/6} \text{ Hz}, \quad (3)$$

where \tilde{f}_* is the peak frequency when PT happens. For sound waves, a suppression factor Υ should be multiplied in Eq. (2) counting for the finite lifetime [51, 52]:

$$\Upsilon = 1 - (1 + 2\tau_{\text{sw}} H_*)^{-1/2}. \quad (4)$$

The time scale τ_{sw} is usually taken to be the timescale for the onset of turbulence [43]: $\tau_{\text{sw}} \simeq R_*/\bar{U}_f$, where $R_* = (8\pi)^{1/3} \beta^{-1} \text{Max}(v_w, c_s)$ [52, 53] and $\bar{U}_f^2 \simeq 3\kappa_{\text{sw}} \alpha / [4(1 + \alpha)]$ [43]. More details about the parameters in Eq. (2) and Eq. (3) are listed in Table I.

	Bubbles Collisions	Sound Waves
$\Delta(v_w)$	$\frac{0.48 v_w^3}{1 + 5.3 v_w^2 + 5 v_w^4}$	$0.513 v_w$
κ	1	$f(\alpha, v_w)$
p	2	2
q	2	1
$\mathcal{S}(x)$	$\frac{(a+b)^c}{(bx^{-a/c} + ax^{b/c})^c}$	$x^3 \left(\frac{7}{4+3x^2} \right)^{7/2}$
\tilde{f}_*/β	$\frac{0.35}{1 + 0.07 v_w + 0.69 v_w^4}$	$\frac{0.536}{v_w}$

TABLE I. Parameters for the GW energy spectrum in Eq. (2) and Eq. (3)

In fact, there are still large theoretical uncertainties for predicting the PT GW energy spectrum. Analytically, GW energy spectrum can be calculated assuming that energy is concentrated on the infinitesimal bubble wall and it vanishes once the bubbles collide with others. This method is called envelope approximation [21, 49]. Numerically, 3D lattice simulations [54, 55] can be used to break through these assumptions. However, large solved volume to accomodate multiple bubbles and very dense lattices to fit thin bubble walls usually lead to substantial costs. Hence, semi-analytic [56] methods are served as alternative ways to do the calculation. Table II illustrates the details of different GW energy spectra and the typical shapes of these spectra are shown in Fig. 1. In the high frequency band, the numerical simulation results show faster attenuation than envelope approximation, while the opposite is true at low frequency band.

	Envelope	Semi-analytic	Numerical
a	3	1 ~ 2.3	1.6 ~ 0.7
b	1	2.2 ~ 2.4	1.4 ~ 2.3
c	1.5	2 ~ 4.2	1
\tilde{f}_*/β	$\frac{0.35}{1 + 0.07 v_w + 0.69 v_w^4}$	0.1	0.2

TABLE II. Energy spectra of bubble collisions for envelope approximation, semi-analytic approach and lattice simulations. In this letter, we take $(a, b, c) = (1, 2.2, 2)$ and $(a, b, c) = (0.7, 2.3, 1)$ for semi-analytic and numerical methods respectively.

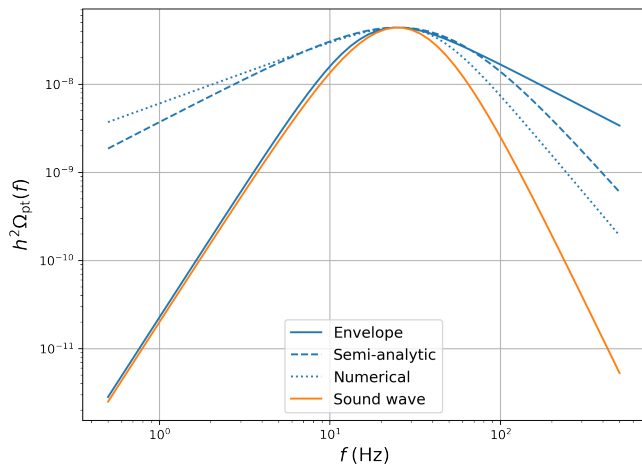


FIG. 1. SGWB energy spectra for bubble collision and sound wave. The peak frequency f_* is chosen to be 25 Hz.

Method of data analysis. The measurement of SGWB depends on the correlations [57, 58] between multiple detectors and Bayesian approach is used to calculate the possibility of models [59]. Correlated magnetic noise budget shows that such signal is negligible [39, 60] since the intensity of this correlation is much lower than the sensitivity of the current detectors. Therefore, a Gaussian distributed fluctuation is assumed and likelihood is given by

$$p(\hat{C}_{IJ}|\boldsymbol{\theta}; \lambda) \propto \exp \left[-\frac{1}{2} \sum_{IJ} \sum_f \frac{(\hat{C}_{IJ}(f) - \lambda \Omega(f; \boldsymbol{\theta}))^2}{\sigma_{IJ}^2(f)} \right]. \quad (5)$$

The energy spectrum is characterized by parameters $\boldsymbol{\theta}$ to be estimated. \hat{C}_{IJ} denotes the spectrum of correlation and σ_{IJ} is related to the noise intensity of detector pair IJ . Summing the index IJ means multiplying the likelihoods from all detector pairs since the correlations between different baselines can be neglected [58]. Here λ denotes the calibration uncertainties [61] of the detector baselines and should be marginalized by the method given in [62].

The Bayesian analyses for the circumstances of bubble collision dominant and sound wave dominant cases will be done separately because it is ambiguous to determine which one plays a leading role. Python software *bilby* [63] is used for parameter estimation and generate 2D posterior distribution corner-plots. For the bubble collision dominant case, all three models are considered, and κ and v_w are set to unity based on the assumption that the bubble wall interacts weakly with the plasma and runaway regime has been reached. For the sound wave dominant case, κ is related to α and v_w [64]. In our statistical analysis, $\boldsymbol{\theta} = (\alpha, H_*/\beta, f_*, v_w)$ are free parameters

to be determined in the bubble collision dominant cases, and $\boldsymbol{\theta} = (\alpha, H_*/\beta, f_*, v_w)$ are free parameters in the sound wave dominant case. The parameters related to the amplitude of the GW energy spectrum are chosen to be uniform distributions in our analysis because it results in more conservative upper bounds than the log-uniform prior. Besides, we note that Eq. (2) may not be applicable for $\alpha \gtrsim 10$ and $H_*/\beta \gtrsim 1$ [65, 66]. Details about the priors are listed in Table III.

Parameter	Prior
α	Uniform(10^{-3} , 10)
H_*/β	Uniform(10^{-3} , 1)
v_w	Uniform(10^{-2} , 1)
f_*	LogUniform(5, 500)

TABLE III. Priors distributions of the parameters used for Bayesian analysis, and the distribution of v_w is set to be $\delta(1)$ for the bubble collision dominant cases.

Results. The posterior distributions of parameters are illustrated in Fig. 2 for all four theoretical models. Roughly speaking, we find $H_*/\beta \gtrsim 0.1$ and $\alpha \gtrsim 1$ are excluded at 68% confidence level in the peak frequency range of $f_* \in [20, 100]$ Hz for all four theoretical models considered in this letter. This frequency range roughly corresponds to the most sensitive frequency band of Advanced LIGO and Advanced Virgo since 99% of the sensitivity measuring the SGWB comes from the frequency band of 20 ~ 76.6 Hz during O3 observation run [39]. The Bayes factors between SGWB caused by PT and pure noise $\log \mathcal{B}_{\text{noise}}^{\text{PT}}$ are -0.64, -0.74, -0.70 and -0.63 for the bubble collision dominant cases fitted by envelope approximation, semi-analytic, numerical methods, and the sound wave dominant case, respectively. This result indicates that there is no evidence to claim such SGWB signals in the data.

In order to effectively demonstrate the constraints on the GW energy spectrum in the frequency band, we provide the upper limits on the amplitude of the GW energy spectrum $\Omega_{\text{pt}}(f_*)$ for the peak frequency f_* in the range of $f_* \in [5, 500]$ Hz. Our results are illustrated in Fig. 3, and we find that the constraints are different for these four different theoretical models. However, the most stringent constraint appears at around $f_* \simeq 40$ Hz with the upper limits of $\Omega_{\text{pt}}(f_* \simeq 40 \text{ Hz}) < 1.3 \times 10^{-8}$ at 95% credible level for all four scenarios.

Discussion and Conclusions. We search for the GW signals generated by first-order PT in various theoretical models widely adopted in literature using data from Advanced LIGO and Advanced Virgo's first three observing runs. To demonstrate the influence of theoretical

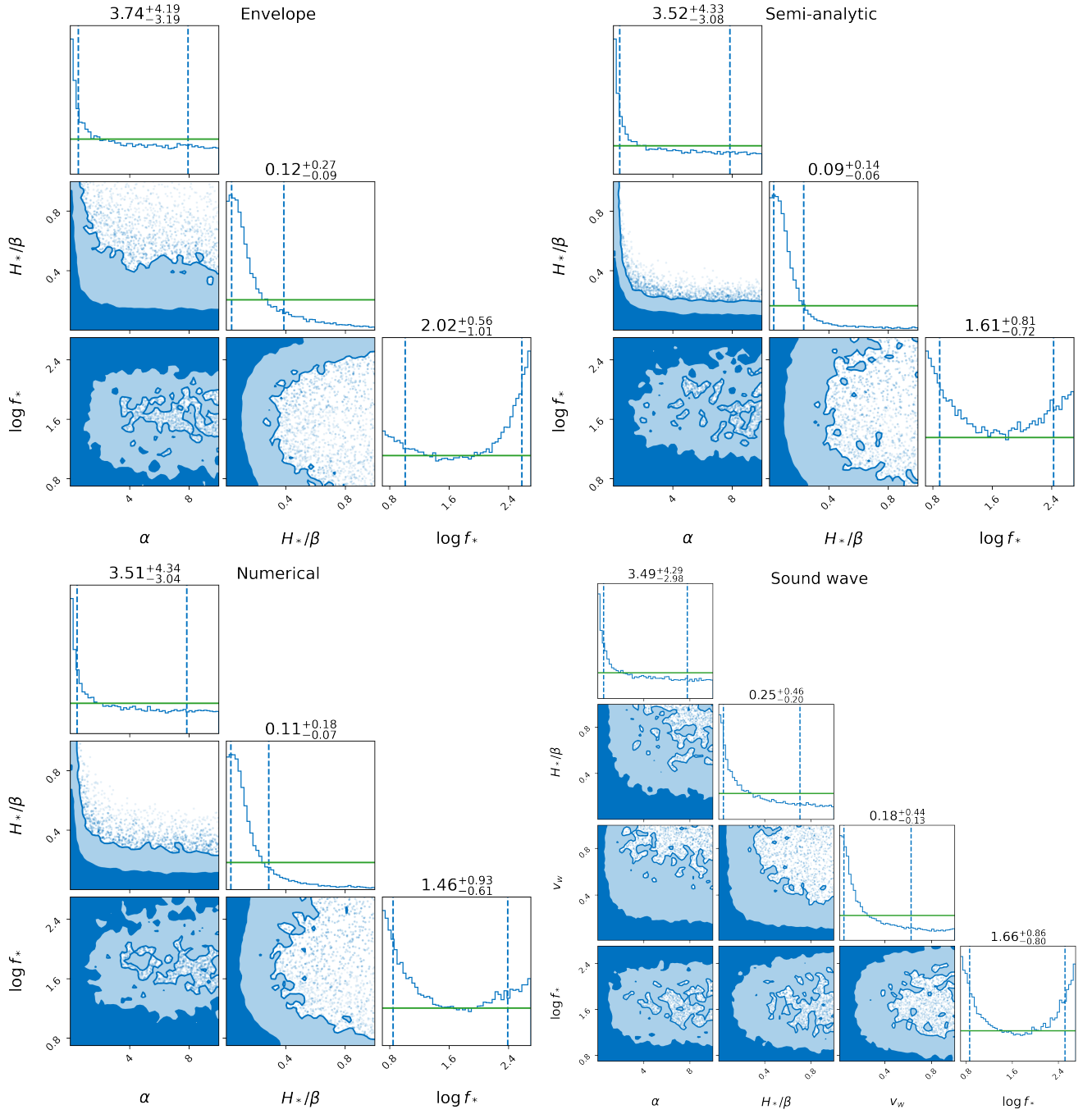


FIG. 2. Posterior distributions of parameters for bubble collision and sound wave dominant cases. Here 68% and 95% exclusion contours are shown. Horizontal solid green lines denote the priors used in analysis.

uncertainties, three models of bubble collision and one of sound wave contribution are investigated separately. The result of Bayesian analysis does not show preference between different models and implies that it is impossible to tell which model is more preferred. In all, we find that, roughly speaking, $H_*/\beta \lesssim 0.1$ and $\alpha \lesssim 1$ at 68% credible level in the peak frequency range of $20 \lesssim f_* \lesssim 100$ Hz corresponding to the most sensitive frequency band

of Advanced LIGO and Advanced Virgo's first three observing runs.

Generally, a log-uniform prior is preferred for variables spanning several orders of magnitude. However, the lower bound of a log-uniform distribution cannot be taken to be zero, and how to choose such a specific value is unclear. Because there is no correlation found in the raw data, the result of posterior depends on the choice

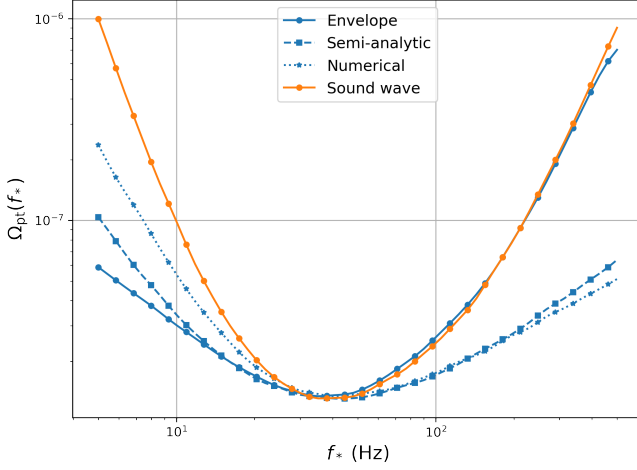


FIG. 3. Upper limit of $\Omega(f_*)$ at 95% credible level for certain values of peak frequency f_* .

of priors. The initial sampling points are mostly concentrated in small values of parameters for log-uniform priors and might lead to an under-estimation of the upper bound of the GW energy spectrum. In this sense, we adopt uniform prior distributions to avoid ambiguities in the choice of priors. Since there is no correlated signal examined from the observing periods, we put the upper limits on the amplitude of the GW energy spectrum in the peak frequency range of $f_* \in [5, 500]$ Hz. Because the GW spectra of the four theoretical models considered in this letter are roughly the same around the peaks, the constraints on the amplitudes of the GW spectra are roughly the same for them if the peak frequency of the GW energy spectra stays within the most sensitive frequency band of Advanced LIGO and Advanced Virgo, such as $f_* \in [20, 80]$ Hz. But, once the peak frequency stays outside the the most sensitive frequency band, the shape of GW spectra plays an important role on the data analysis and the constraints should be different for different theoretical models. The results in Fig. 3 are consistent with what we expect.

Acknowledgments. We would like to thank Li Li, Jiang-Hao Yu and Yue Zhao for their useful conversations. We acknowledge the use of HPC Cluster of ITP-CAS and HPC Cluster of Tianhe II in National Supercomputing Center in Guangzhou. This work is supported by the National Key Research and Development Program of China Grant No.2020YFC2201502, grants from NSFC (grant No. 11975019, 11991052, 12047503), Key Research Program of Frontier Sciences, CAS, Grant NO. ZDBS-LY-7009, CAS Project for Young Scientists in Basic Research YSBR-006, the Key Research Program of the Chinese Academy of Sciences (Grant NO. XDPB15).

* jiangyang@itp.ac.cn

† Corresponding author: huangqg@itp.ac.cn

- [1] A D Linde, “Phase transitions in gauge theories and cosmology,” *Reports on Progress in Physics* **42**, 389–437 (1979).
- [2] T.W.B. Kibble, “Some implications of a cosmological phase transition,” *Physics Reports* **67**, 183–199 (1980).
- [3] Anupam Mazumdar and Graham White, “Review of cosmic phase transitions: their significance and experimental signatures,” *Rept. Prog. Phys.* **82**, 076901 (2019), [arXiv:1811.01948 \[hep-ph\]](#).
- [4] Djuna Croon, Tomás E. Gonzalo, Lukas Graf, Nejc Košnik, and Graham White, “GUT Physics in the era of the LHC,” *Front. in Phys.* **7**, 76 (2019), [arXiv:1903.04977 \[hep-ph\]](#).
- [5] Stephan J. Huber, Thomas Konstandin, Germano Nardini, and Ingo Rues, “Detectable Gravitational Waves from Very Strong Phase Transitions in the General NMSSM,” *JCAP* **03**, 036 (2016), [arXiv:1512.06357 \[hep-ph\]](#).
- [6] Eugenio Megías, Germano Nardini, and Mariano Quirós, “Cosmological Phase Transitions in Warped Space: Gravitational Waves and Collider Signatures,” *JHEP* **09**, 095 (2018), [arXiv:1806.04877 \[hep-ph\]](#).
- [7] Lars Fromme, Stephan J. Huber, and Michael Seniuch, “Baryogenesis in the two-Higgs doublet model,” *JHEP* **11**, 038 (2006), [arXiv:hep-ph/0605242](#).
- [8] Peisi Huang, Andrew J. Long, and Lian-Tao Wang, “Probing the Electroweak Phase Transition with Higgs Factories and Gravitational Waves,” *Phys. Rev. D* **94**, 075008 (2016), [arXiv:1608.06619 \[hep-ph\]](#).
- [9] Arthur Hebecker, Joerg Jaeckel, Fabrizio Rompineve, and Lukas T. Witkowski, “Gravitational Waves from Axion Monodromy,” *JCAP* **11**, 003 (2016), [arXiv:1606.07812 \[hep-ph\]](#).
- [10] Ryusuke Jinno and Masahiro Takimoto, “Probing a classically conformal B-L model with gravitational waves,” *Phys. Rev. D* **95**, 015020 (2017), [arXiv:1604.05035 \[hep-ph\]](#).
- [11] Vedran Brdar, Lukas Graf, Alexander J. Helmboldt, and Xun-Jie Xu, “Gravitational Waves as a Probe of Left-Right Symmetry Breaking,” *JCAP* **12**, 027 (2019), [arXiv:1909.02018 \[hep-ph\]](#).
- [12] Rong-Gen Cai, Katsuya Hashino, Shao-Jiang Wang, and Jiang-Hao Yu, “Gravitational waves from patterns of electroweak symmetry breaking: an effective perspective,” (2022), [arXiv:2202.08295 \[hep-ph\]](#).
- [13] Eleanor Hall, Thomas Konstandin, Robert McGehee, and Hitoshi Murayama, “Asymmetric Matters from a Dark First-Order Phase Transition,” (2019), [arXiv:1911.12342 \[hep-ph\]](#).
- [14] Eleanor Hall, Thomas Konstandin, Robert McGehee, Hitoshi Murayama, and Géraldine Servant, “Baryogenesis From a Dark First-Order Phase Transition,” *JHEP* **04**, 042 (2020), [arXiv:1910.08068 \[hep-ph\]](#).
- [15] Dominik J. Schwarz and Maik Stuke, “Lepton asymmetry and the cosmic QCD transition,” *JCAP* **11**, 025 (2009), [Erratum: JCAP 10, E01 (2010)], [arXiv:0906.3434 \[hep-ph\]](#).
- [16] Tillmann Boeckel and Jürgen Schaffner-Bielich, “A little inflation in the early universe at the qcd phase transi-

- tion,” *Phys. Rev. Lett.* **105**, 041301 (2010).
- [17] K. Kajantie, M. Laine, K. Rummukainen, and Mikhail E. Shaposhnikov, “The Electroweak phase transition: A Nonperturbative analysis,” *Nucl. Phys. B* **466**, 189–258 (1996), [arXiv:hep-lat/9510020](#).
 - [18] Edward Witten, “Cosmic separation of phases,” *Phys. Rev. D* **30**, 272–285 (1984).
 - [19] C. J. Hogan, “Gravitational radiation from cosmological phase transitions,” *Monthly Notices of the Royal Astronomical Society* **218**, 629–636 (1986), <https://academic.oup.com/mnras/article-pdf/218/4/629/3299141/mnras218-0629.pdf>.
 - [20] Arthur Kosowsky, Michael S. Turner, and Richard Watkins, “Gravitational waves from first-order cosmological phase transitions,” *Phys. Rev. Lett.* **69**, 2026–2029 (1992).
 - [21] Arthur Kosowsky, Michael S. Turner, and Richard Watkins, “Gravitational radiation from colliding vacuum bubbles,” *Phys. Rev. D* **45**, 4514–4535 (1992).
 - [22] Marc Kamionkowski, Arthur Kosowsky, and Michael S. Turner, “Gravitational radiation from first order phase transitions,” *Phys. Rev. D* **49**, 2837–2851 (1994), [arXiv:astro-ph/9310044](#).
 - [23] Michele Maggiore, “Gravitational wave experiments and early universe cosmology,” *Phys. Rept.* **331**, 283–367 (2000), [arXiv:gr-qc/9909001](#).
 - [24] A. Brazier *et al.*, “The NANOGrav Program for Gravitational Waves and Fundamental Physics,” (2019), [arXiv:1908.05356 \[astro-ph.IM\]](#).
 - [25] G. Desvignes *et al.*, “High-precision timing of 42 millisecond pulsars with the European Pulsar Timing Array,” *Mon. Not. Roy. Astron. Soc.* **458**, 3341–3380 (2016), [arXiv:1602.08511 \[astro-ph.HE\]](#).
 - [26] Matthew Kerr *et al.*, “The Parkes Pulsar Timing Array project: second data release,” *Publ. Astron. Soc. Austral.* **37**, e020 (2020), [arXiv:2003.09780 \[astro-ph.IM\]](#).
 - [27] B. B. P. Perera *et al.*, “The International Pulsar Timing Array: Second data release,” *Mon. Not. Roy. Astron. Soc.* **490**, 4666–4687 (2019), [arXiv:1909.04534 \[astro-ph.HE\]](#).
 - [28] Zaven Arzoumanian *et al.* (NANOGrav), “The NANOGrav 12.5 yr Data Set: Search for an Isotropic Stochastic Gravitational-wave Background,” *Astrophys. J. Lett.* **905**, L34 (2020), [arXiv:2009.04496 \[astro-ph.HE\]](#).
 - [29] Boris Goncharov *et al.*, “On the Evidence for a Common-spectrum Process in the Search for the Nanohertz Gravitational-wave Background with the Parkes Pulsar Timing Array,” *Astrophys. J. Lett.* **917**, L19 (2021), [arXiv:2107.12112 \[astro-ph.HE\]](#).
 - [30] Zu-Cheng Chen, Yu-Mei Wu, and Qing-Guo Huang, “Searching for Isotropic Stochastic Gravitational-Wave Background in the International Pulsar Timing Array Second Data Release,” (2021), [arXiv:2109.00296 \[astro-ph.CO\]](#).
 - [31] J. Antoniadis *et al.*, “The International Pulsar Timing Array second data release: Search for an isotropic gravitational wave background,” *Mon. Not. Roy. Astron. Soc.* **510**, 4873–4887 (2022), [arXiv:2201.03980 \[astro-ph.HE\]](#).
 - [32] Zu-Cheng Chen, Chen Yuan, and Qing-Guo Huang, “Non-tensorial gravitational wave background in NANOGrav 12.5-year data set,” *Sci. China Phys. Mech. Astron.* **64**, 120412 (2021), [arXiv:2101.06869 \[astro-ph.CO\]](#).
 - [33] Yu-Mei Wu, Zu-Cheng Chen, and Qing-Guo Huang, “Constraining the Polarization of Gravitational Waves with the Parkes Pulsar Timing Array Second Data Release,” *Astrophys. J.* **925**, 37 (2022), [arXiv:2108.10518 \[astro-ph.CO\]](#).
 - [34] Zaven Arzoumanian *et al.* (NANOGrav), “The NANOGrav 12.5-year Data Set: Search for Non-Einsteinian Polarization Modes in the Gravitational-wave Background,” *Astrophys. J. Lett.* **923**, L22 (2021), [arXiv:2109.14706 \[gr-qc\]](#).
 - [35] Zaven Arzoumanian *et al.* (NANOGrav), “Searching for Gravitational Waves from Cosmological Phase Transitions with the NANOGrav 12.5-Year Dataset,” *Phys. Rev. Lett.* **127**, 251302 (2021), [arXiv:2104.13930 \[astro-ph.CO\]](#).
 - [36] Xiao Xue *et al.*, “Constraining Cosmological Phase Transitions with the Parkes Pulsar Timing Array,” *Phys. Rev. Lett.* **127**, 251303 (2021), [arXiv:2110.03096 \[astro-ph.CO\]](#).
 - [37] J. Aasi *et al.* (LIGO Scientific), “Advanced LIGO,” *Class. Quant. Grav.* **32**, 074001 (2015), [arXiv:1411.4547 \[gr-qc\]](#).
 - [38] F. Acernese *et al.* (VIRGO), “Advanced Virgo: a second-generation interferometric gravitational wave detector,” *Class. Quant. Grav.* **32**, 024001 (2015), [arXiv:1408.3978 \[gr-qc\]](#).
 - [39] R. Abbott *et al.* (KAGRA, Virgo, LIGO Scientific), “Upper limits on the isotropic gravitational-wave background from Advanced LIGO and Advanced Virgo’s third observing run,” *Phys. Rev. D* **104**, 022004 (2021), [arXiv:2101.12130 \[gr-qc\]](#).
 - [40] R. Abbott *et al.* (KAGRA, Virgo, LIGO Scientific), “Search for anisotropic gravitational-wave backgrounds using data from Advanced LIGO and Advanced Virgo’s first three observing runs,” *Phys. Rev. D* **104**, 022005 (2021), [arXiv:2103.08520 \[gr-qc\]](#).
 - [41] Alba Romero, Katarina Martinovic, Thomas A. Callister, Huai-Ke Guo, Mario Martínez, Mairi Sakellariadou, Feng-Wei Yang, and Yue Zhao, “Implications for First-Order Cosmological Phase Transitions from the Third LIGO-Virgo Observing Run,” *Phys. Rev. Lett.* **126**, 151301 (2021), [arXiv:2102.01714 \[hep-ph\]](#).
 - [42] Mark B. Hindmarsh, Marvin Lüben, Johannes Lumma, and Martin Pauly, “Phase transitions in the early universe,” *SciPost Phys. Lect. Notes* **24**, 1 (2021), [arXiv:2008.09136 \[astro-ph.CO\]](#).
 - [43] David J. Weir, “Gravitational waves from a first order electroweak phase transition: a brief review,” *Phil. Trans. Roy. Soc. Lond. A* **376**, 20170126 (2018), [arXiv:1705.01783 \[hep-ph\]](#).
 - [44] Chiara Caprini *et al.*, “Science with the space-based interferometer eLISA. II: Gravitational waves from cosmological phase transitions,” *JCAP* **04**, 001 (2016), [arXiv:1512.06239 \[astro-ph.CO\]](#).
 - [45] Alberto Roper Pol, Sayan Mandal, Axel Brandenburg, Tina Kahniashvili, and Arthur Kosowsky, “Numerical simulations of gravitational waves from early-universe turbulence,” *Phys. Rev. D* **102**, 083512 (2020), [arXiv:1903.08585 \[astro-ph.CO\]](#).
 - [46] Tina Kahniashvili, Leonardo Campanelli, Grigol Gogoberidze, Yurii Maravin, and Bharat Ratra, “Gravitational radiation from primordial helical inverse cascade magnetohydrodynamic turbulence,” *Phys. Rev. D* **78**, 123006 (2008).
 - [47] Tina Kahniashvili, Leonard Kisslinger, and Trevor Stevens, “Gravitational radiation generated by cosmo-

- logical phase transition magnetic fields,” *Phys. Rev. D* **81**, 023004 (2010).
- [48] Pierre Binetruy, Alejandro Bohe, Chiara Caprini, and Jean-Francois Dufaux, “Cosmological Backgrounds of Gravitational Waves and eLISA/NGO: Phase Transitions, Cosmic Strings and Other Sources,” *JCAP* **06**, 027 (2012), [arXiv:1201.0983 \[gr-qc\]](#).
- [49] Ryusuke Jinno and Masahiro Takimoto, “Gravitational waves from bubble collisions: An analytic derivation,” *Phys. Rev. D* **95**, 024009 (2017), [arXiv:1605.01403 \[astro-ph.CO\]](#).
- [50] Mark Hindmarsh, Stephan J. Huber, Kari Rummukainen, and David J. Weir, “Shape of the acoustic gravitational wave power spectrum from a first order phase transition,” *Phys. Rev. D* **96**, 103520 (2017), [Erratum: *Phys.Rev.D* 101, 089902 (2020)], [arXiv:1704.05871 \[astro-ph.CO\]](#).
- [51] John Ellis, Marek Lewicki, and José Miguel No, “Gravitational waves from first-order cosmological phase transitions: lifetime of the sound wave source,” *JCAP* **07**, 050 (2020), [arXiv:2003.07360 \[hep-ph\]](#).
- [52] Huai-Ke Guo, Kuver Sinha, Daniel Vagie, and Graham White, “Phase Transitions in an Expanding Universe: Stochastic Gravitational Waves in Standard and Non-Standard Histories,” *JCAP* **01**, 001 (2021), [arXiv:2007.08537 \[hep-ph\]](#).
- [53] Mark Hindmarsh and Mulham Hijazi, “Gravitational waves from first order cosmological phase transitions in the Sound Shell Model,” *JCAP* **12**, 062 (2019), [arXiv:1909.10040 \[astro-ph.CO\]](#).
- [54] Daniel Cutting, Elba Granados Escartin, Mark Hindmarsh, and David J. Weir, “Gravitational waves from vacuum first order phase transitions II: from thin to thick walls,” *Phys. Rev. D* **103**, 023531 (2021), [arXiv:2005.13537 \[astro-ph.CO\]](#).
- [55] Daniel Cutting, Mark Hindmarsh, and David J. Weir, “Gravitational waves from vacuum first-order phase transitions: from the envelope to the lattice,” *Phys. Rev. D* **97**, 123513 (2018), [arXiv:1802.05712 \[astro-ph.CO\]](#).
- [56] Marek Lewicki and Ville Vaskonen, “Gravitational waves from colliding vacuum bubbles in gauge theories,” *Eur. Phys. J. C* **81**, 437 (2021), [arXiv:2012.07826 \[astro-ph.CO\]](#).
- [57] Joseph D. Romano and Neil J. Cornish, “Detection methods for stochastic gravitational-wave backgrounds: a unified treatment,” *Living Rev. Rel.* **20**, 2 (2017), [arXiv:1608.06889 \[gr-qc\]](#).
- [58] Bruce Allen and Joseph D. Romano, “Detecting a stochastic background of gravitational radiation: Signal processing strategies and sensitivities,” *Phys. Rev. D* **59**, 102001 (1999).
- [59] V. Mandic, E. Thrane, S. Giampanis, and T. Regimbau, “Parameter estimation in searches for the stochastic gravitational-wave background,” *Phys. Rev. Lett.* **109**, 171102 (2012).
- [60] B. P. Abbott *et al.* (LIGO Scientific, Virgo), “Search for the isotropic stochastic background using data from Advanced LIGO’s second observing run,” *Phys. Rev. D* **100**, 061101 (2019), [arXiv:1903.02886 \[gr-qc\]](#).
- [61] Ling Sun, Evan Goetz, Jeffrey S Kissel, Joseph Betzwieser, Sudarshan Karki, Aaron Viets, Madeline Wade, Dripta Bhattacharjee, Vladimir Bossilkov, Pep B Covas, Laurence E H Datrier, Rachel Gray, Shivaraj Kandhasamy, Yannick K Lecoecueche, Gregory Mendell, Timesh Mistry, Ethan Payne, Richard L Savage, Alan J Weinstein, Stuart Aston, Aaron Buikema, Craig Cahillane, Jenne C Driggers, Sheila E Dwyer, Rahul Kumar, and Alexander Urban, “Characterization of systematic error in advanced LIGO calibration,” *Classical and Quantum Gravity* **37**, 225008 (2020).
- [62] J T Whelan, E L Robinson, J D Romano, and E H Thrane, “Treatment of calibration uncertainty in multi-baseline cross-correlation searches for gravitational waves,” *Journal of Physics: Conference Series* **484**, 012027 (2014).
- [63] Gregory Ashton, Moritz Hübner, Paul D. Lasky, Colm Talbot, Kendall Ackley, Sylvia Biscoveanu, Qi Chu, Atul Divakarla, Paul J. Easter, Boris Goncharov, Francisco Hernandez Vivanco, Jan Harms, Marcus E. Lower, Grant D. Meadors, Denyz Melchor, Ethan Payne, Matthew D. Pitkin, Jade Powell, Nikhil Sarin, Rory J. E. Smith, and Eric Thrane, “Bilby: A user-friendly bayesian inference library for gravitational-wave astronomy,” *The Astrophysical Journal Supplement Series* **241**, 27 (2019).
- [64] Jose R. Espinosa, Thomas Konstandin, Jose M. No, and Geraldine Servant, “Energy Budget of Cosmological First-order Phase Transitions,” *JCAP* **06**, 028 (2010), [arXiv:1004.4187 \[hep-ph\]](#).
- [65] John Ellis, Marek Lewicki, José Miguel No, and Ville Vaskonen, “Gravitational wave energy budget in strongly supercooled phase transitions,” *JCAP* **06**, 024 (2019), [arXiv:1903.09642 \[hep-ph\]](#).
- [66] John Ellis, Marek Lewicki, and José Miguel No, “On the Maximal Strength of a First-Order Electroweak Phase Transition and its Gravitational Wave Signal,” *JCAP* **04**, 003 (2019), [arXiv:1809.08242 \[hep-ph\]](#).