

General and Domain Adaptive Chinese Spelling Check with Error Consistent Pretraining

QI LV*, ZIQIANG CAO*, LEI GENG, CHUNHUI AI, XU YAN, and GUOHONG FU, Institution for Artificial Intelligence, Soochow University, China

The lack of label data is one of the significant bottlenecks for Chinese Spelling Check (CSC). Existing researches use the method of automatic generation by exploiting unlabeled data to expand the supervised corpus. However, there is a big gap between the real input scenario and automatic generated corpus. Thus, we develop a competitive general speller **ECSpell** which adopts the Error Consistent masking strategy to create data for pretraining. This error consistency masking strategy is used to specify the error types of automatically generated sentences which is consistent with real scene. The experimental result indicates our model outperforms previous state-of-the-art models on the general benchmark.

Moreover, spellers often work within a particular domain in real life. Due to lots of uncommon domain terms, experiments on our built domain specific datasets show that general models perform terribly. Inspired by the common practice of input methods, we propose to add an alterable user dictionary to handle the zero-shot domain adaption problem. Specifically, we attach a **User Dictionary** guided inference module (**UD**) to a general token classification based speller. Our experiments demonstrate that **ECSpell^{UD}**, namely **ECSpell** combined with **UD**, surpasses all the other baselines largely, even approaching the performance on the general benchmark¹.

CCS Concepts: • **Computing methodologies** → **Natural language processing**.

Additional Key Words and Phrases: Chinese spelling check, domain adaptive, user dictionary

ACM Reference Format:

Qi Lv, Ziqiang Cao, Lei Geng, Chunhui Ai, Xu Yan, and Guohong Fu. 2022. General and Domain Adaptive Chinese Spelling Check with Error Consistent Pretraining. 1, 1 (March 2022), 17 pages. <https://doi.org/10.1145/nnnnnnn.nnnnnnn>

1 INTRODUCTION

Chinese spelling check (CSC) [25] aims to identify and correct the misspelling characters in Chinese sentences. Since spelling errors may cause deviations in the semantics of sentences, the CSC task is significant to most down stream NLP applications such as name entity recognition, machine translation and text summarization. CSC is usually regarded as a token classification problem [11] as the input and output lengths are the same.

Recently, CSC has made remarkable progress with the help of the large-scale pretrained language models like BERT [4]. Hong et al. [11] firstly modeled CSC as a BERT token classification task. Since almost all the spelling errors are related to phonological or visual similarity [16], many

*Both authors contributed equally to this research.

¹<https://github.com/Aopolin-Lv/ECSpell>

Authors' address: Qi Lv, 20205227047@stu.suda.edu.cn; Ziqiang Cao, zqcao@suda.edu.cn; Lei Geng, Chunhui Ai; Xu Yan; Guohong Fu, ghfu@hotmail.com, Institution for Artificial Intelligence, Soochow University, Suzhou, China, 43017-6221.

Permission to make digital or hard copies of all or part of this work for personal or classroom use is granted without fee provided that copies are not made or distributed for profit or commercial advantage and that copies bear this notice and the full citation on the first page. Copyrights for components of this work owned by others than ACM must be honored. Abstracting with credit is permitted. To copy otherwise, or republish, to post on servers or to redistribute to lists, requires prior specific permission and/or a fee. Request permissions from permissions@acm.org.

© 2022 Association for Computing Machinery.

XXXX-XXXX/2022/3-ART \$15.00

<https://doi.org/10.1145/nnnnnnn.nnnnnnn>

subsequent studies incorporated the similarity knowledge into spellers. For example, Nguyen et al. [21] utilized glyph information while Cheng et al. [2], Xu et al. [32], Zhang et al. [35] employed phonetic features. The fusion method of these similarities has also been explored, such as Graph Convolution Network (GCN) [2] and multi-modal [12, 32].

In aspect of utilizing supervised learning for CSC, one of the main challenges is the lack of high-quality annotated corpora. Most previous CSC studies concentrated on the general benchmark SIGHAN [25, 31, 34]. To alleviate this problem, large-scale unlabelled corpus was used to enhance the spelling check ability of models. Some works [6, 17, 28, 35] adopted multimodal-based methods to build corpora automatically for weakly supervised learning. Although some of these methods [28] work well, they still lack the consideration of the consistency between the real datasets and the automatically generated corpora, which will bring a big gap.

To build a practical competitive speller, we develop a novel general speller **ECSpell** which uses the Error Consistent masking strategy to exploit unlabeled data for pretraining. Previous work [17, 35] ignored the significant phenomenon that the error source of a sentence could often be the only one due to the input method. The masking strategy we proposed uses this property to simulate the real scene as much as possible to automatically construct the corpus. Concretely, this masking strategy first specifies an error type of the given sentence, and then masks single or continuous characters according to this error type to create spelling errors. It can be simply applied on large-scale corpus for unsupervised CSC learning. Meanwhile, we fuse the glyph information and fine-grained phonetic features. See details in following sections 3.2 and 3.3.

In addition, spellers often work within a specific domain. Considering that most domain terms, our experiments show that general spellers perform terribly in this case. Many of such errors can not be corrected, and some correct parts are even wrongly changed. For example, with no medical knowledge, it is difficult to detect that “Xian Bing” means “癣病 (Tinea)” instead of the common word “馅饼 (pie)”. Under the circumstance of the document writing, it is common for speller to wrongly change “金字村 (Jinzi Village)” into “金子村 (Golden Village)” as the lack of the special external terms knowledge.

It is unacceptable in time and economy to annotate data in each domain or everyone and fine-tune models individually, especially for domains with increasing new terms. Considering the actual application, we extend the traditional CSC task to domain adaptive CSC task. Following the common practice of the industrial word segmentation tools (e.g., Jieba²) and input methods (e.g., Sougou³), we propose to add an alterable user dictionary to handle the adaption problem of CSC in the zero-shot schema. Since the output probability in token classification is independent token-by-token, the user dictionary can not be directly adopted in such spellers. Hence we propose a novel User Dictionary guided inference module (UD) to post-process the prediction results of a token classification based speller. Specifically, given the predicted token path candidates, UD rewards the paths containing more dictionary terms. Notably, this methods applies to both general CSC task and domain adaptive task.

Due to the lack of existing evaluation datasets, we annotate a CSC dataset in the law, medical treatment and official document writing domains to represent these three scenarios. We both conduct experiments on the general benchmark [25] and our domain specific evaluation datasets. Our experimental results show that our ECSpell achieves new state-of-the-art performance on the general benchmark and UD can improve the performance of all the tested with no extra fine-tuning. We combine our ECSpell and UD to form our CSC extensive speller ECSpell^{UD}. Related experiments demonstrate that ECSpell^{UD} surpasses all the other baselines.

²<https://github.com/fxsjy/jieba>

³<https://pinyin.sogou.com>

Our contributions can be summarized as follows:

- We develop an error consistent masking strategy for unsupervised CSC learning.
- We annotate domain specific datasets for follow-up CSC research.
- We use the user dictionary guided inference module (UD) to enhance the domain adaptive for any token classification based speller.

2 RELATED WORK

2.1 Chinese Spelling Check

Previous research on CSC can be divided into three typical categories: rule based methods, machine learning based methods and deep learning based methods. Jiang et al. [13] utilized the China National Matriculation Examinations (NME) rules to classify spelling errors into Idiom Error and Word Error. Yu and Li [33] used character-level n-gram language models and a word vocab to detect and correct potential misspelled characters. For machine learning based methods, CRF-based word segmentation/part of speech tagger was integrated to a tri-gram language model after the rule-based fronted [7, 30].

With the rapid development of deep learning techniques, the process of CSC has moved a big step forward. Wang et al. [29] leveraged the pointer network by picking the correct character from the confusion set. Hong et al. [11] firstly modeled CSC as a BERT token classification task. As most spelling errors come from similar pronunciations or glyphs, Many successive studies merged the similarity knowledge into spellers. Nguyen et al. [21] adopted glyph features while Cheng et al. [2], Xu et al. [32], Zhang et al. [35] employed phonetic information. Researcher also explored the mixture method of these similarities, such as an adaptive gating module [32], GCN [2] and multi-modal [12]. To refine the learning object, Li et al. [14] applied an adversarial strategy to enhance the robustness of the model while Li and Shi [15] adopted the focal loss penalty strategy to alleviate the class imbalance problem. Zhang et al. [36] combined the losses of detection and correction with a soft-mask strategy. Different from the above mentioned approaches, Bao et al. [1] applied a non-autoregressive model to improve the phrase correction performance.

2.2 Domain Terminology Injection

In the development of the neural machine translation (NMT), significant studies proposed methods to integrate external specialized domain terminologies. It can be roughly divided into the following three categories [20]: 1). Placeholders. Terms appearing in the sentence pair are replaced by placeholders in pre- and post-processing [3]. It is obviously that this method lacks flexibility as the model will always replace the placeholder with the same phrase irrespective of grammatical context. 2). Learning to apply constraints. It learns a copy behaviour of terminology at training time [5, 23]. For example, “疟疾疟疾是一种由寄生虫引起的威胁生命的疾病” (Malaria Malaria is a life-threatening disease caused by parasites). The model is trained to incorporate terminology translations when they are provided as additional input in the source sentence. It also lacks generalization power as it simply ‘copy’ the term found in the terminology base in the source sentence, irrespective of the target hypothesis context [5]. 3). Constrained decoding. The model takes the translation terms as the decoding constraints applied in the inference stage [9, 10, 24]. However, a source term may have multiple translation term inflections among which the MT engine should on-the-fly select the best one depending on the source and target context.

As far as we known, there is little study devoted to the domain adaptive spelling check although it is quite important in real life.

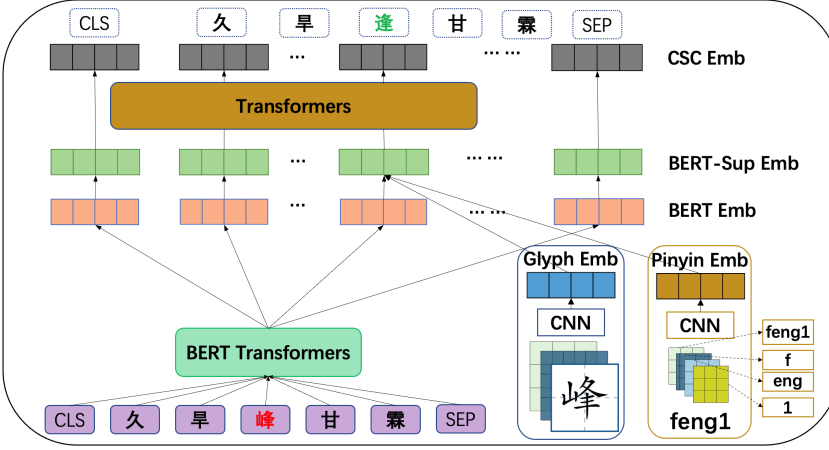


Fig. 1. Overview of our general model.

3 GENERAL CSC TASK

3.1 Problem Formulation

Given an input sentence $X = \{x_1, x_2, \dots, x_n\}$ of length n , the model needs to generate its corresponding correct sentence $Y = \{y_1, y_2, \dots, y_n\}$. Since the length of input sentence is equal to the generating result and only a few characters in the given sentence need to be corrected and the rest remain unchanged, this task was usually formed token classification task [2, 11].

3.2 Our ECSpell Overview

Since spelling errors focus on shape and sound similarities, we enrich the BERT token classification model with related features as shown in Figure 1. In order to make more effective use of these two knowledge mentioned above, our general model ECSpell has made two improvements. On one hand, the knowledge of glyph including the meaning of radical and the frame structure are considered. On the other hand, we explore the fusion of pinyin⁴ knowledge.

3.2.1 Embedding Layer.

BERT Embedding. Following previous works [11, 12, 32], we employ BERT [4] encoder as the semantic encoder. Benefit from the pretraining on large scale corpus, BERT embedding of a sentence contains its rich contextual information.

For the input sentence $X = \{x_1, x_2, \dots, x_n\}$, the semantic embedding $E^S = \{e_1^S, e_2^S, \dots, e_n^S\}$ is formulated as follows:

$$e_i^S = \text{BERTEncoder}(x_i) \quad (1)$$

where $E^S \in \mathbb{R}^{l \times 768}$ and l is the length of the input sentence.

Glyph Embedding. Compared with recent research, we pay more attention to the radical meaning and the frame structure of Chinese characters. The Glyce-Bert encoder [19] which utilized a Tianzige-CNN structure is adopted as the visual information encoder. To some extent, it fits the origin of Chinese characters better than other methods, such as stroke sequence [8, 17] or object detection [12]. Taking account of the evolution of Chinese characters and their current form, we select two fonts (楷书, kǎishū) in both traditional and simplified Chinese finally.

⁴<https://en.wikipedia.org/wiki/Pinyin>

Given an input sentence $X = \{x_1, x_2, \dots, x_n\}$, we define its glyph embedding $E^G = \{e_1^G, e_2^G, \dots, e_n^G\}$ as follows:

$$e_i^G = \text{GlyphEncoder}(x_i) \quad (2)$$

where $E^G \in \mathbb{R}^{l \times d_g}$ and d_g is the dimension of glyph embedding.

Pinyin Embedding. For phonetic errors, following recent research [12, 27], we use *Pinyin* to represent pronunciation. Previous works usually treated the pinyin as a whole token [17, 35], ignoring its internal components of the initial, final, and tone. Although two pinyin strings are different, they may be still similar in phonetic due to the same initials or finals. For example, the pinyin string of “插 (insert)” and “擦 (wipe)” are “chā” and “cā” respectively. Thus, we separate the integral pinyin of each character into its initial, final and tone.

When given an input sentence $X = \{x_1, x_2, \dots, x_n\}$, we first convert each character x in X to its corresponding separation form. Then we concatenate the integral form and the separation form of each character as its pinyin representation. Finally, we use a CNN network to extract the phonetic information as:

$$p_i^S = [p_{x_i}^{Initial} \cdot p_{x_i}^{Final} \cdot p_{x_i}^{Tone}] \quad (3)$$

$$p_i = [p_i^I \cdot p_i^S] \quad (4)$$

$$e_i^P = \text{CNN}(p_i) \quad (5)$$

where $[\cdot]$ means concatenate operation between embeddings, p_i^I and p_i^S is the integral pinyin string and separation pinyin form of x_i respectively, p_i is the final pinyin representation, $e_i^P \in \mathbb{R}^{l \times d_p}$ and d_p is the dimension of pinyin embedding.

3.2.2 Output Layer. The original BERT embedding integrated with glyph embedding and pinyin embedding is feed into the 2-layer Transformers encoder [26]:

$$e_i = \text{MLP}([e_i^S \cdot e_i^G \cdot e_i^P]) \quad (6)$$

$$\tilde{e}_i = \text{LayerNorm}(e_i) \quad (7)$$

$$h_i = \text{Transformers}(\tilde{e}_i) \quad (8)$$

where MLP is a linear layer, $h_i \in \mathbb{R}^{d_t}$ and d_t is the output dimension of the Transformer encoder.

Following Meng et al. [19], we combine the loss of token classification task and glyph classification task as the final training objective. The training objective \mathcal{L} is given as follows:

$$\mathcal{L}_{glyph} = -\log p(z|x) \quad (9)$$

$$= -\log \text{softmax}(W \times h_{image}) \quad (10)$$

$$\mathcal{L}_{csc} = -\sum_{i=1}^n \log P(\hat{y}_i = y_i|X) \quad (11)$$

$$\mathcal{L} = (1 - \lambda)\mathcal{L}_{csc} + \lambda\mathcal{L}_{glyph} \quad (12)$$

where z is the label of font image x , h_{image} is the hidden state from CNNs in the Glyph-BERT, \hat{y}_i, y_i are the prediction and label of X respectively. λ controls the trade-off between the CSC classification objective and the auxiliary image classification objective, where $\lambda \in [0, 1]$.

3.3 Error Consistent Masking Strategy

We propose an error consistent masking strategy to create misspelling. In Liu et al. [17], Zhang et al. [35], candidates to replace the original character are selected from the confusion set independently. For example, “报导 (bào dǎo)” (report) could be changed into “爆异 (bào yì) (explosive difference)”,

where “报 (bào)” (hug) and “爆 (bào)” (burst) hold the same pronunciation while “导 (dǎo)” (guide) and “异 (yì)” (different) look similar.

However, people use only one input method when inputting sentences in fact. Specially, under the circumstance of using pinyin input method, people mostly are used to inputting continuous characters. Previous masking strategies break the consistency of spelling errors in one sentence.

In order to better simulate the real input scene, we simulate the idea of generating candidates by input method based on N-gram method and build a N-gram level confusion set:

- Step 1. We collect 2-gram, 3-gram, 4-gram spans from large scale corpus¹⁴.
- Step 2. We match spans in different gram sets by using the single character pinyin confusion set which only includes phonetic-similar candidates.
- Step 3. To further robust, we segmented the sentences of large-scale corpus, collect medium and high-frequency phrases. These phrases are converted to pinyin⁵ and reconverted to characters⁶ by tools. We collect the candidates phrases provided in this process.

Eventually, we get a N-gram confusion set of which size is 57,363. This N-gram confusion set can provide candidates if given a fragment. Notably, this N-gram confusion set contains not only phrases with similar pinyin, but also high frequency input segments with similar voice. For example, “一年 (yì nián) (one year) - 意念 (yì niàn) (mind)”, both of which are phrases and “四类 (sì lèi) (four types) - 室内 (shì nèi) (indoor)”, where the former is a high-frequency input segment, and the latter is a phrase.

Overall, we do following operations:

- (1) determining the type of error in a sentence according to 30% of the pronunciation, 30% of the shape, 20% of the random and 20% of the unchanged, referring to Liu et al. [16].
- (2) selecting single or continuous characters randomly and replacing them with the same type from the single character confusion set or the N-gram confusion set.

The total number of chosen characters is limited to less than 15% of the sentence length according to the mask ratio in Devlin et al. [4].

4 USER DICTIONARY GUIDED DOMAIN ADAPTIVE CSC TASK

Existing benchmark SIGHAN15 [25] most focus on the general domain. However, it is common for spellers to function within a specific domain or personalized scenario. Unfortunately, based on our information, there is no domain specific CSC evaluation benchmark. Hence we annotate three domain specific CSC datasets. Meanwhile, to extend CSC task to the real application, we introduce the zero-shot CSC task which aims to be adaptive to specific domain or personalized scenario without extra training data. Accordingly, we also propose a simple but effective framework to handle this problem with the help of the user dictionary.

4.1 Domain Specific Dataset Construction

We collected the raw sentences from publicly available websites, consisting of three typical domains: Law⁷, medical treatment (Med)⁸ and official document writing (Odw)⁹. The legal data is composed of both the question stems and options of the multiple-choice questions in the judicial examination. The medical treatment data consists of sentences in QA pairs from online network consultation.

⁵<https://pypi.org/project/ppinyin/>

⁶<https://github.com/letiantian/Pinyin2Hanzi>

⁷<http://cail.cipsc.org.cn:2020/>

⁸<https://github.com/CBLUEbenchmark/CBLUE>

⁹<http://www.gov.cn/>

	Law	Med	Odw	SIGHAN15
# Error sents/Sents	1,314/2,460	1,699/3,500	1,266/2,228	542/1,100
Min.Len	12	11	9	5
Max.Len	120	127	161	108
Avg.Len	30.5	50.1	41.2	30.7
# Continuous error sents	229	253	265	51
# Annotators per sent	5	5	5	1
PPL	30.71	32.45	26.67	30.76

Table 1. Statistics of different datasets.

The official document writing data is made up of news, policies and national conditions officially reported by the state. We sample complete sentences with appropriate lengths.

We enlist five native volunteers to copy the raw sentences and create possible spelling errors in the two domains. The guideline for manufacturing errors are as follows:

- Annotators should fully consider the context and the meaning of the selected characters when making the spelling errors.
- Apart from single-character errors, continuous phrase-level errors should also be considered.
- As SIGHAN15, error characters in each sentence should be no more than 15%, with a maximum total of 7.

Finally, the annotation results are merged and manually proofread. The dataset holds the following three appealing properties.

Reduce Subjective Bias. Each sentence is labeled by 5 annotators and the results are then proofread manually to minimize the annotation deviation caused by subjective factors.

Reduce Bias of Input Methods. To simulate people’s input as much as possible, these annotators are required to different input methods including Microsoft Pinyin¹⁰, Google Pinyin¹¹, Tencent Pinyin¹², Baidu Pinyin¹³ and Sougou Handwriting³. Meanwhile, we ensure that an annotator keeps one input method to label a sentence, just like the real input scenario.

Continuous Misspelling. Continuous spelling errors are also common in real life. We create this type of misspelling via phrase-level phonetic or visual similar replacement, Internet buzzword replacement and different input intervals in continuous input.

We supplement correct sentences to make the correction rate close to SIGHAN15. The statistic of this dataset is shown in Table 1. We introduce the SIGHAN15 test dataset to make an intuitive comparison. Compared with the general domain, we choose some domains with representative terms, which can be seen from the differences in PPL metric in the above table. As can be seen, the sentences in both Law, Med and Odw datasets are much more than that in the SIGHAN15 test dataset. The proportion of error sentences in our built datasets is similar to the SIGHAN15 test dataset. The average length of sentences in the Med dataset is 50.1, which longer than others. In addition, the number of continuous error sents is similar to that in the SIGHAN15, which can better restore the real input scene.

¹⁰https://en.wikipedia.org/wiki/Microsoft_Pinyin_IME

¹¹https://en.wikipedia.org/wiki/Google_Pinyin

¹²<http://qq.pinyin.cn/>

¹³<https://srf.baidu.com/>

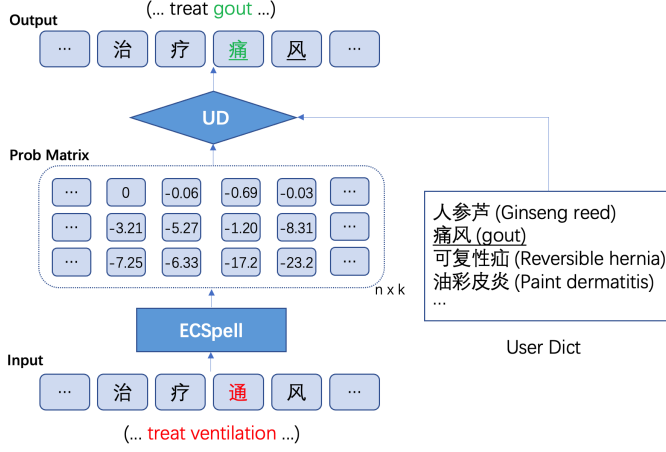


Fig. 2. UD framework flow chart

4.2 User Dictionary Guided Framework

Furthermore, we propose a simple and effective framework named **User Dictionary (UD)** for this domain adaptive CSC task, which is also suitable for classified-based check spellers. Compared with obtaining domain-specific or personalized training corpus, collecting its corresponding dictionary saves more time and economy. Moreover, UD can obtain the ability to adapt to various application scenarios by switching user dictionaries. Our experiment shows that the result of error correction will be greatly improved with the help of these dictionaries.

We can first achieve the top- k rank log-probability matrix O generated by any token classification based speller. Then UD will update the prediction result according to the given user dictionary. Specifically, we can select a token $y_j^{\mathcal{P}}$ in each column j of O and connect them to form a candidate correction path $\mathcal{P} = \{y_1^{\mathcal{P}}, y_2^{\mathcal{P}}, \dots, y_n^{\mathcal{P}}\}$, where $y_j^{\mathcal{P}} \in O_j$. In this way, the score of \mathcal{P} computed by the original speller is:

$$score_O^{\mathcal{P}} = \sum_{j=1}^n score(y_j^{\mathcal{P}}) \quad (13)$$

where $score(y_j^{\mathcal{P}})$ is the related log-probability value from O . Since the output probability of token classification based models is independent token-by-token, the optimal path from Eq. 13 is simply to pick the first candidate of each position. Our UD module adopts the following rules to encourage paths including more dictionary terms:

4.2.1 Raw Span Match (RSM). If the span in the input sentence can be found in the dictionary, we regard this part as correct and keep unchanged.

4.2.2 Altered Span Match (ASM). In aspect of alternative paths containing dictionary terms, we rewards them as follows:

$$score_D^{\mathcal{P}} = l_{match}^{\mathcal{P}} \quad (14)$$

where $l_{match}^{\mathcal{P}}$ stands for the character number of altered span matched the dictionary in \mathcal{P} .

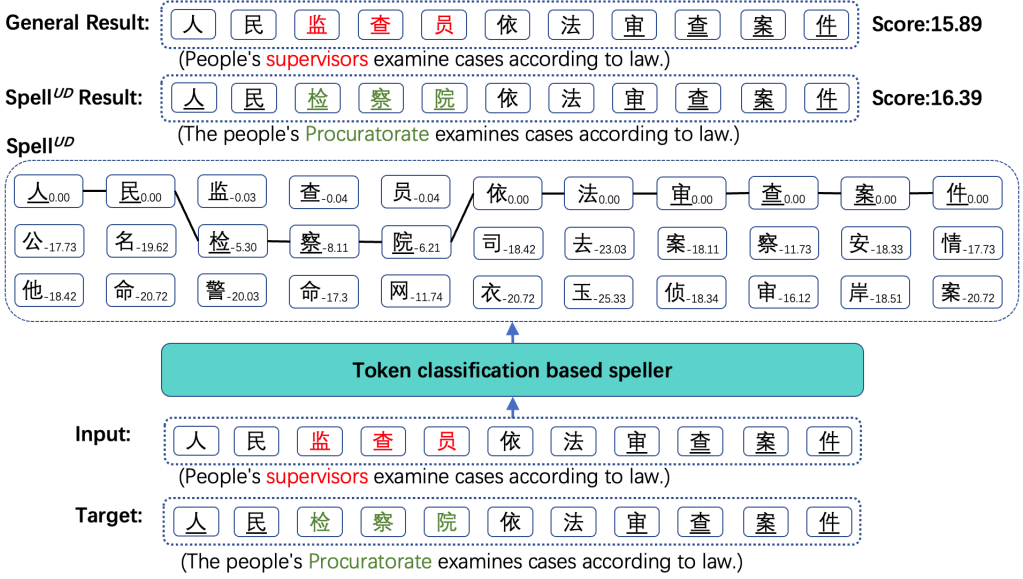


Fig. 3. An example of inference process with UD. “监查员” in this sentence should be corrected to “检察院”. Underline character, “人民检察院” and “审查案件”, are included in the user dictionary. The scores of general result and UD inference result are calculated with parameters by Eq.15.

Finally, the optimal candidate path is selected as follows:

$$\mathcal{P}_{opt} = \arg \max_{\mathcal{P}} (score_O^{\mathcal{P}} + \eta \times score_D^{\mathcal{P}}) \quad (15)$$

where η is a hyper-parameter and we set it to 4 empirically.

For a sentence X of length n , the total number of candidate paths is k^n . Besides RSM, we further set the minimal and maximal threshold for each token candidate to prune. When the probability of a token candidate exceeds the maximal threshold, we fix that token as the predicted result. On the other hand, we discard a token if its score is below the minimal threshold. In the following experiment, the minimal threshold and the maximal threshold are set to -11 and -0.001 respectively.

After pruning, the average number of candidate paths in different spellers are shown in Table 2. We can find that the number varies greatly. For weak models, there are still too many candidate paths. It will consume a lot of time if the greedy algorithm is used to obtain the global optimum. Hence we use beam search to reduce the search space. To balance the speed and effect, we set the beam size to 20 and the hyperparameter k to 5. As can be seen from Table 2, for our model ECSpell[#], it is usually able to select the optimal candidate path while this chance in weaker models like SM BERT and SpellGCN is reduced seriously.

5 EXPERIMENTS

5.1 Data

5.1.1 Pretraining. We collect 38.1 million sentences from news2016¹⁴ and wiki2019zh¹⁴ for pre-training. Compared with Liu et al. [17], our pre-training is quite lightweight.

¹⁴https://github.com/brightmart/nlp_chinese_corpus

Model	Law	Med	Odw
SM BERT	783.45	1258.83	106.67
SpellGCN	77.29	507.04	107.85
BERT [#]	4.50	149.85	2.89
ECSpell [#]	3.89	38.49	2.64

Table 2. The average candidate paths per sentence. "[#]" denotes the model is pretrained.

	Law	Med	Odw
Num	9896	18749	12509
Min.Len	2	2	2
Max.Len	29	13	14
Avg.Len	7.9	4.2	2.8
# Error Related / All	403/2,460	1,155/3,500	1,158/2228

Table 3. Statistics of dictionaries of law, medicine and official document writing. "# Error Related / All", represents the number of dictionary related error sentences / all sentences in each dataset.

5.1.2 General Task. We evaluate our general model on the widely-used SIGHAN15 benchmark. The corpus for fine-tuning consists of the SIGHAN training data (6,476 samples) [25, 31, 34] and automatically generated pseudo data (271,329 samples) [28]. Follow the previous works [2, 11, 14, 36], we convert the traditional Chinese character in SIGHAN dataset to simplified Chinese form using OpenCC¹⁵.

5.1.3 Domain Adaptive Task. Regarding the specific domain CSC evaluation, the dataset we built is employed. There is no extra data for training. Any dictionaries can be used to guide the general speller. In this paper, we adopt the public Tsinghua University open Chinese dictionaries¹⁶ for law and medical treatment domain. As for official document writing domain, we firstly adopt AutoPhrase [22], a clustering method to sample domain focused phrase. Then word segment tool is used to collect high and medium frequency phrase from domain related corpus. Finally, we integrate them and manually filter the phrases and fragments with low relevance. The statistics related to the dictionary is shown in Table 3.

5.2 Baselines

We compare our model with these typical baselines:

BERT[4] The basic BERT token classification model.

FASpell[11] This model utilized a denoising autoencoder to generate candidates from context.

SM BERT[36] This model using a soft-masked strategy to combined the detection module and correction module.

SpellGCN[2] This model incorporated pronunciation and shape similarity graphs into BERT model via GCN.

DCN[27] This model considered connection between two adjacent characters.

PLOME[17] This model predicted the token and pinyin at the same time.

¹⁵<https://github.com/BYVoid/OpenCC>

¹⁶<http://thucl.thunlp.org/>

Method	Detection Level				Correction Level			
	Acc.	Pre.	Rec.	F1	Acc.	Pre.	Rec.	F1
FASpell	67.6	67.6	60.0	63.5	66.6	66.6	69.1	62.6
SM BERT	80.9	73.7	73.2	73.5	77.4	66.7	66.2	66.4
SM BERT*	80.5	71.2	75.1	73.1	78.5	67.3	71.0	69.1
SpellGCN	74.8	74.8	80.7	77.7	72.1	72.1	77.7	75.9(74.8)
SpellGCN*	84.0	76.9	78.9	77.9	82.7	74.4	76.3	75.4
DCN-P [#]	-	77.1	80.9	79.0	-	74.5	78.2	76.3
PLOME [#]	-	77.4	81.5	79.4	-	75.3	79.3	77.2
REALISE [#]	84.7	77.3	81.3	79.3	84.0	75.9	79.9	77.8
PHMOSpell [#]	-	90.1	72.7	80.5	-	89.6	69.2	78.1
2ways [#]	-	-	-	80.0	-	-	-	78.2
BERT	79.4	69.8	76.6	73.0	78.4	67.9	74.5	71.1
BERT [#]	84.7	76.0	81.0	78.4	84.0	74.7	79.5	77.0
ECSpell	83.4	76.4	79.9	78.1	82.4	74.4	77.9	76.1
ECSpell [#]	86.3	81.1	83.0	81.0	85.6	77.5	81.7	79.5

Table 4. Performance on the SIGHAN15 test. Best results are in **bold**. For SM BERT and SpellGCN, "*" represents the results we reproduced. "[#]" denotes the model is pretrained. Specially, if the precision and recall are correct, F-score of SpellGCN cited in its essay should be 74.8.

Method	Detection Level				Correction Level			
	Acc.	Pre.	Rec.	F1	Acc.	Pre.	Rec.	F1
SpellGCN	83.7	85.9	80.6	83.1	82.2	85.4	77.6	81.3
DCN-P [#]	94.6	88.0	80.2	83.9	83.2	87.6	77.3	82.1
TtT	82.7	85.4	78.1	81.6	81.5	85.0	75.6	80.0
ECSpell	82.9	85.7	78.4	81.9	82.0	85.4	76.6	80.7
ECSpell [#]	86.3	88.3	83.2	85.7	85.6	88.1	81.7	84.8

Table 5. Performance on the SIGHAN15 test evaluated by the official tools. Best results are in **bold**. "[#]" denotes the model is pretrained.

REALISE[32] This model adopted a multi modal method to mix the phonological and visual information.

PHMOSpell[12] This model integrated pinyin and glyph representations with a multi-modal method.

2ways[14] This model used an adversarial strategy to optimize the robustness.

TtT[15] This model adopted focal loss penalty strategy to alleviate the class imbalance problem considering that most of the tokens in a sentence are not changed.

Copy BERT This model combines a copy behaviour of terminology [5] with BERT for token classification method at training time to handle the domain adaptive CSC task.

5.3 Settings

Our model is implemented based on huggingface's pytorch implementation of transformers¹⁷. The pre-trained Chinese BERT_{wwm} is employed to initialize the model. Concerning pretraining, the training batch size is 2560 and the training step is 150k, and we utilize AdamW [18] optimizer with learning rate of 5e-5. As to finetune, the number of fonts in glyce embeddings is 4452 as Meng et al. [19]. The training batch size is 128 and the learning rate is 2e-5.

5.4 Evaluation Metrics

To evaluate the performance, we adopt the widely used metrics following Cheng et al. [2], Zhang et al. [36]. Compared with character-level metrics, sentence-level metrics are more rigorous since they measure the ability to detect and correct the spelling errors for the entire sentence. Metrics include accuracy, precision, recall and F1.

Besides, we also report the experimental result of general task evaluated by official tool. In order to facilitate the following research, we also rewritten the original java code version of the official tool into Python version and verify it on all the relevant experiments mentioned in this paper¹⁸.

5.5 Main Results

General Task. The performance on the SIGHAN15 test set is shown in Table 4. As can be seen, our model ECSpell[#] outperforms all previous methods. It achieves 2.5% gain on correction F1 score compared with the basic BERT[#]. From the results, the effect of pretraining for CSC task is very obvious, especially BERT[#]. Even without pretraining, ECSpell can compete against DCN-P[#]. The results indicate that our enhanced embedding representation and error consistent masking strategy take effect indeed. Notably, Li et al. [14] applies a complex adversarial training mechanism to largely strengthen the model robustness. We believe that the ECSpell will be further improved if we use the same training mechanism.

Domain Adaptive Task. The upper, middle and lower parts of Table 6 correspond to the results on the Law dataset, Med dataset and Odw dataset respectively. As shown in this table, general models worsen to some extent in the domain specific scenarios. Relying on the copy mechanism, Copy BERT obtain a certain ability to retain domain terminology. However, its lower correction-F1 score denotes that the copy mechanism can only hold terms rather than find the potential errors. With the help of our user dictionary guided inference module UD, the performance of all the tested spellers rises although there is no extra data for fine-tuning. Notable, in the detection-f1 level, ECSpell[#] does not comprehensively exceed BERT[#]. while in the correction-f1 level, the former performs better than the latter. This phenomenon illustrates that ECSpell[#] has a stronger ability of accurate error correction.

It can be seen that UD is good at identifying and correcting term-in-dictionary errors. Take Table 7 as an example. The dictionary term “剂量” is wrongly changed without UD while another dictionary term “甲苯咪唑” can be corrected only with UD. The experimental results also verify that with the help of shifting user dictionaries of different domains, the model could have a good adaptability to its current applying domain field when checking spelling errors.

Moreover, we also find that UD tends to work more effectively and efficiently for stronger general models. The more powerful the model is, the more accurate the provided candidates are. Thus, stronger models are more likely to contain terms in candidate paths and the numbers of candidate paths for stronger models are much less than that for weaker ones as Table 2.

¹⁷<https://github.com/huggingface/transformers>

¹⁸The python version code of official evaluation tool is released along with our source code.

Model	Detection				Correction			
	Acc.	Pre.	Rec.	F1	Acc.	Pre.	Rec.	F1
Copy BERT [#]	80.2/59.8	76.1/72.4	65.9/59.8	70.6/65.5	74.7/52.1	64.2/63.1	55.6/52.1	59.6/57.1
SM BERT + UD	65.7/41.2 +0.7/+8.2	53.5 /52.9 +1.7/+ 8.1	48.3/41.2 +1.0/+8.2	50.8/46.3 +1.3/+8.3	58.5/32.0 +0.6/+10.7	38.4/41.1 +1.4/+ 11.7	34.7/32.0 +0.9/+10.7	36.5/36.0 +1.1/+11.2
SpellGCN + UD	64.0/35.7 +1.4/+7.5	53.4/50.2 +1.9/+5.9	44.0/35.7 +2.4/+7.5	48.3/41.7 +2.1/+7.1	54.9/23.6 +1.7/+10.6	32.6/33.1 + 3.0 /+11.4	26.9/23.6 +3.0/+10.6	29.5/27.5 + 3.0 /+11.2
BERT [#] + UD	80.7/56.8 +1.7/+ 9.7	76.9/69.6 + 2.1 /+6.8	65.5/56.8 + 3.1 /+ 9.7	70.8/62.6 + 2.6 /+ 8.7	77.1/50.9 + 1.8 /+ 11.6	69.0/62.3 +2.4/+9.9	58.8/50.9 + 3.2 /+ 11.6	63.5/56.0 +2.8/+ 11.0
ECSpell [#] + UD	80.2/57.1 + 1.9 /+9.5	76.5/70.3 +1.7/+5.5	65.0/57.1 +2.8/+9.5	70.3/63.0 +2.3/+6.4	77.4/52.6 +1.6/+10.9	70.5/64.8 +1.7/+8.1	59.9/52.6 +2.7/+10.9	64.8/58.1 +2.4/+9.8
Copy BERT [#]	72.5/46.8	59.6/60.4	53.9/46.8	56.6/52.7	67.9/38.4	49.1/49.6	44.4/38.4	46.7/43.3
SM BERT + UD	61.5/35.6 +0.9/+6.4	43.6/49.1 +0.8/+3.4	41.0/35.6 +4.1/+6.4	42.3/41.3 +2.4/+5.6	53.8/20.9 +1.2/+7.4	26.7/28.6 +0.1/+3.7	25.1/20.8 +4.1/+6.7	25.9/24.1 +2.1/+5.6
SpellGCN + UD	56.7/25.8 +1.3/+6.9	35.6/38.2 +0.7/+3.1	32.7/25.8 +4.8/+7.0	34.1/30.8 +2.8/+5.8	48.9/11.6 +1.2/+7.3	18.2/17.2 +0.3/+4.1	16.8/11.6 +4.0/+7.1	17.5/13.9 +2.1/+6.0
BERT [#] + UD	79.6/55.0 +2.2/+7.1	74.5/72.9 + 1.5 /+5.2	61.4/55.0 + 5.8 /+7.1	67.3/62.7 + 3.7 /+7.6	76.0/48.3 + 1.8 /+8.7	65.6/64.1 + 0.8 /+5.8	54.0/48.3 +3.6/+8.7	59.2/55.1 + 3.7 /+7.8
ECSpell [#] + UD	79.1/54.2 + 1.9 /+ 9.6	75.2/71.7 +0.6/+ 5.9	60.6/54.2 +5.2/+ 9.6	67.1/61.7 +3.3/+ 8.8	76.0/49.6 +1.5/+ 10.5	67.3/65.6 +0.3/+ 6.6	54.2/49.6 + 4.4 /+ 10.5	60.0/56.5 +2.8/+ 9.1
Copy BERT [#]	79.3/67.7	78.6/79.9	64.9/67.7	71.1/73.3	74.5/59.4	68.3/70.1	56.4/59.4	61.8/64.3
SM BERT + UD	62.4/46.3 +0.7/+6.8	52.1/59.9 +1.3/+3.2	44.9/46.3 +4.1/+6.7	48.2/52.2 +2.9/+5.4	55.0/33.2 +1.1/+7.1	37.1/42.9 +0.4/+ 4.3	31.9/33.2 +3.2/+5.5	34.3/37.5 +2.0/+5.0
SpellGCN + UD	60.6/39.5 +0.2/+0.5	53.1/59.0 +0.5/+0.6	38.4/39.5 +0.5/+0.5	44.6/47.3 +0.5/+0.6	51.7/23.7 +0.5/+0.8	31.6/35.4 +1.0/+0.8	22.8/23.7 +0.8/+0.8	26.5/28.4 +0.9/+1.0
BERT [#] + UD	78.4/64.9 + 4.0 /+ 7.6	79.8/80.0 + 2.8 /+ 3.4	62.6/64.9 +3.2/+ 7.6	70.1/71.7 + 6.8 /+ 5.9	75.9/60.7 + 4.5 /+ 6.7	74.0/74.8 + 1.9 /+2.7	58.1/60.7 +4.0/+ 6.7	65.1/67.0 +3.6/+4.9
ECSpell [#] + UD	79.1/66.2 +3.4/+7.0	81.4/81.6 +1.0/+2.0	63.6/66.2 + 6.5 /+7.0	71.4/73.1 +4.4/+5.0	76.8/62.5 +3.1/+6.6	76.3/77.0 +0.6/+2.7	59.6/62.5 + 4.7 /+6.6	67.0/69.0 + 2.4 /+ 5.2

Table 6. Performance on the Law (top), Med (mid) and Odw (bottom) test. “[#]” denotes the results with pretraining. Best results are in **bold**. The values to the left/right of the slash distinguish the result of the entire dataset and the result of the sentences containing dictionary-related errors.

Input	患者需要按照剂 <u>量</u> 服用甲苯 <u>米</u> 坐片。 Patients need to take toluidine sitting tablets according to the dose.
w/o UD	患者需要按照计 <u>量</u> 服用甲苯 <u>米</u> 坐片。 Patients need to take toluidine sitting tablets according to the meter.
w/ UD	患者需要按照剂 <u>量</u> 服用甲苯 <u>咪</u> 唑片。 Patients need to take mebendazole tablets according to the dose.

Table 7. A example of the input and output of ECSpell[#] with/without UD. We highlight the wrong or correct characters in red or green color. The underlined phrases, “剂量” and “甲苯咪唑”, are in the dictionary.

Model	Law		Med		Odw	
	D-F1.	C-F1.	D-F1.	C-F1.	D-F1.	C-F1.
ECSpell ^{UD}	72.9	67.2	70.4	62.8	75.8	70.2
w/o glyph	70.8	64.3	67.7	60.1	73.7	67.7
w/o pinyin	71.5	65.2	68.9	61.9	74.1	68.8
w/o inter-c	72.2	65.8	69.1	62.2	75.0	69.6
w/o ECM	71.3	65.1	68.5	61.3	73.5	68.5
w/o RSM	72.8	67.0	69.1	62.4	75.5	70.0
w/o ASM	70.2	63.9	67.5	60.7	71.6	67.2

Table 8. Ablation results on our built dataset.

Overall, our ECSpell model performs best among all the tested spellers regardless of whether it is guided by UD or not. Extraordinarily, ECSpell^{UD} can approach the performance on the general benchmark.

5.6 Ablation Study

We explore the contribution of each component in ECSpell^{UD} with pretraining by conducting ablation studies with the following settings: 1) removing the glyph information, 2) removing the pinyin information, 3) removing internal components of pinyin (denoted as inter-c), 4) removing the error consistent masking (ECM) strategy, 5) removing the raw span match (RSM) rule in UD, 6) removing the altered span match (ASM) rule in UD.

For general models, removing glyph, pinyin or internal components of pinyin both lead to performance degradation. This proves that the glyph information, as well as the entire pinyin information, i.e., pinyin with its initial, final and tone, could benefit CSC. Then we remove the consistent masking strategy. The drop of performance indicates the importance of this strategy. In order to further study the role of two modules in UD, we remove RSM and ASM respectively. The decline in experimental results illustrates that they are both effective while RSM is more significant. This phenomenon is also very logical. On one hand, RSM allows UD to reduce the probability of incorrect modification of some terms, it still has great limitations. On the other hand, if a fragment containing spelling errors matched, these errors will persist. By contrast, ASM makes the error correction process more fault-tolerant. UD would synthesize the prediction results according to the probability predicted by the model and the user dictionary. To sum up, we can observe that removing any components in ECSpell^{UD} with pretraining brings performance decline.

5.7 Upper Bound Analysis

We attempt to build ideal dictionaries consisting of different proportions of original phrase-level errors in each dataset. Specifically, we use the word segmentation tool to split original error sentences in each dataset. Then we collect different proportions of error phrases from the word segmentation results to form the ideal dictionaries. We use the ideal dictionaries to verify the ability of UD to update in real time according to the dictionary. At the same time, it reflects the upper bound of UD to a certain extent. Figure 4 demonstrates that with the increase of dictionary coverage ratio, the performance has been further improved. However, gradual slow growth and final ceiling indicates that the performance of UD relies on the quality of the dictionary as well. For example, if there are several conflicting terms which is hard to distinguish in the target domain

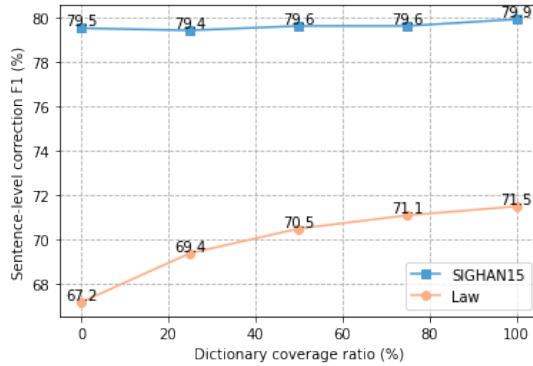


Fig. 4. The upper bound analysis results.

like “检察” and “监察”, the effect of our UD will also be limited. Meanwhile, it is also difficult to deal with the independent character error such as “他, 她, 它”.

Overall, the method we proposed has a certain ability to improve performance both in general and domain dataset with a more specific user dictionary.

6 CONCLUSION

In this paper, we developed an error consistent strategy for unsupervised CSC learning and annotated domain specific datasets. Meanwhile, we proposed a domain adaptive speller ECSpell^{UD} which is composed of a competitive general speller ECSpell and a generic user dictionary guided inference module UD. Experimental results showed that the performance of ECSpell^{UD} on domain-related benchmarks can approach the level of general benchmarks.

We believe our work can be extended in various aspects. On one hand, it is meaningful to collected spelling error from more different domain especially the emerging areas containing the latest terms. On the other hand, in addition to the domain adaption problem, our model is likely to fit the personalized scenarios.

ACKNOWLEDGMENTS

Relevant works won the first prize in the spelling correction competition with official document writing as the theme held by Jiangsu Artificial Intelligence Association of China.

REFERENCES

- [1] Zuyi Bao, Chen Li, and Rui Wang. 2020. Chunk-based Chinese Spelling Check with Global Optimization. In *Proceedings of the 2020 Conference on Empirical Methods in Natural Language Processing: Findings*. 2031–2040. <https://aclanthology.org/2020.findings-emnlp.184.pdf>
- [2] Xingyi Cheng, Weidi Xu, Kunlong Chen, Shaohua Jiang, Feng Wang, Taifeng Wang, Wei Chu, and Yuan Qi. 2020. Spellgen: Incorporating phonological and visual similarities into language models for chinese spelling check. *arXiv preprint arXiv:2004.14166* (2020). <https://aclanthology.org/2020.acl-main.81.pdf>
- [3] Josep Crego, Jungi Kim, Guillaume Klein, Anabel Rebollo, Kathy Yang, Jean Senellart, Egor Akhanov, Patrice Brunelle, Aurelien Coquard, Yongchao Deng, et al. 2016. Systran’s pure neural machine translation systems. *arXiv preprint arXiv:1610.05540* (2016).
- [4] Jacob Devlin, Ming-Wei Chang, Kenton Lee, and Kristina Toutanova. 2018. BERT: Pre-training of Deep Bidirectional Transformers for Language Understanding. *CoRR* abs/1810.04805 (2018). [arXiv:1810.04805](http://arxiv.org/abs/1810.04805) <http://arxiv.org/abs/1810.04805>
- [5] Georgiana Dinu, Prashant Mathur, Marcello Federico, and Yaser Al-Onaizan. 2019. Training neural machine translation to apply terminology constraints. *arXiv preprint arXiv:1906.01105* (2019).

- [6] Jianyong Duan, Lijian Pan, Hao Wang, Mei Zhang, and Mingli Wu. 2019. Automatically build corpora for chinese spelling check based on the input method. In *CCF International Conference on Natural Language Processing and Chinese Computing*. Springer, 471–485.
- [7] Lei Gu, Yong Wang, and Xitao Liang. 2014. Introduction to NJUPT Chinese Spelling Check Systems in CLP-2014 Bakeoff. In *Proceedings of The Third CIPS-SIGHAN Joint Conference on Chinese Language Processing*. Association for Computational Linguistics, Wuhan, China, 167–172. <https://doi.org/10.3115/v1/W14-6826>
- [8] Zijia Han, Chengguo Lv, Qiansheng Wang, and Guohong Fu. 2019. Chinese Spelling Check based on Sequence Labeling. In *2019 International Conference on Asian Language Processing (IALP)*. 373–378. <https://doi.org/10.1109/IALP48816.2019.9037652>
- [9] Eva Hasler, Adrià De Gispert, Gonzalo Iglesias, and Bill Byrne. 2018. Neural machine translation decoding with terminology constraints. *arXiv preprint arXiv:1805.03750* (2018).
- [10] Chris Hokamp and Qun Liu. 2017. Lexically constrained decoding for sequence generation using grid beam search. *arXiv preprint arXiv:1704.07138* (2017).
- [11] Yuzhong Hong, Xianguo Yu, Neng He, Nan Liu, and Junhui Liu. 2019. FASpell: A Fast, Adaptable, Simple, Powerful Chinese Spell Checker Based On DAE-Decoder Paradigm. In *Proceedings of the 5th Workshop on Noisy User-generated Text (W-NUT 2019)*. Association for Computational Linguistics, Hong Kong, China, 160–169. <https://doi.org/10.18653/v1/D19-5522>
- [12] Li Huang, Junjie Li, Weiwei Jiang, Zhiyu Zhang, Minchuan Chen, Shaojun Wang, and Jing Xiao. 2021. PHMOSpell: Phonological and Morphological Knowledge Guided Chinese Spelling Check. In *Proceedings of the 59th Annual Meeting of the Association for Computational Linguistics and the 11th International Joint Conference on Natural Language Processing (Volume 1: Long Papers)*. Association for Computational Linguistics, Online, 5958–5967. <https://doi.org/10.18653/v1/2021.acl-long.464>
- [13] Ying Jiang, Tong Wang, Tao Lin, Fangjie Wang, Wenting Cheng, Xiaofei Liu, Chenghui Wang, and Weijian Zhang. 2012. A rule based Chinese spelling and grammar detection system utility. In *2012 International Conference on System Science and Engineering (ICSSE)*. 437–440. <https://doi.org/10.1109/ICSSE.2012.6257223>
- [14] Chong Li, Cenyuan Zhang, Xiaoqing Zheng, and Xuanjing Huang. 2021. Exploration and Exploitation: Two Ways to Improve Chinese Spelling Correction Models. In *Proceedings of the Joint Conference of the 59th Annual Meeting of the Association for Computational Linguistics and the 11th International Joint Conference on Natural Language Processing*. Association for Computational Linguistics. <https://arxiv.org/pdf/2105.14813.pdf>
- [15] Piji Li and Shuming Shi. 2021. Tail-to-Tail Non-Autoregressive Sequence Prediction for Chinese Grammatical Error Correction. *arXiv:2106.01609 [cs.CL]* <https://arxiv.org/pdf/2106.01609.pdf>
- [16] Chao-Lin Liu, Min-Hua Lai, Yi-Hsuan Chuang, and Chia-Ying Lee. 2010. Visually and Phonologically Similar Characters in Incorrect Simplified Chinese Words. In *Coling 2010: Posters*. Coling 2010 Organizing Committee, Beijing, China, 739–747. <https://aclanthology.org/C10-2085>
- [17] Shulin Liu, Tao Yang, Tianchi Yue, Feng Zhang, and Di Wang. 2021. PLOME: Pre-training with Misspelled Knowledge for Chinese Spelling Correction. In *Proceedings of the 59th Annual Meeting of the Association for Computational Linguistics and the 11th International Joint Conference on Natural Language Processing (Volume 1: Long Papers)*. Association for Computational Linguistics, Online, 2991–3000. <https://doi.org/10.18653/v1/2021.acl-long.233>
- [18] Ilya Loshchilov and Frank Hutter. 2019. Decoupled Weight Decay Regularization. In *International Conference on Learning Representations*. <https://openreview.net/forum?id=Bkg6RiCqY7>
- [19] Yuxian Meng, Wei Wu, Fei Wang, Xiaoya Li, Ping Nie, Fan Yin, Muyu Li, Qinghong Han, Xiaofei Sun, and Jiwei Li. 2019. Glyce: Glyph-vectors for Chinese Character Representations. *CoRR abs/1901.10125* (2019). *arXiv:1901.10125* <http://arxiv.org/abs/1901.10125>
- [20] Elise Michon, Josep M Crego, and Jean Senellart. 2020. Integrating domain terminology into neural machine translation. In *Proceedings of the 28th International Conference on Computational Linguistics*. 3925–3937.
- [21] Minh Nguyen, Hoang Gia Ngo, and Nancy F Chen. 2021. Domain-shift Conditioning using Adaptable Filtering via Hierarchical Embeddings for Robust Chinese Spell Check. *IEEE/ACM Transactions on Audio, Speech, and Language Processing* (2021). <https://arxiv.org/pdf/2008.12281.pdf>
- [22] Jingbo Shang, Jialu Liu, Meng Jiang, Xiang Ren, Clare R Voss, and Jiawei Han. 2018. Automated phrase mining from massive text corpora. *IEEE Transactions on Knowledge and Data Engineering* 30, 10 (2018), 1825–1837.
- [23] Kai Song, Yue Zhang, Heng Yu, Weihua Luo, Kun Wang, and Min Zhang. 2019. Code-switching for enhancing NMT with pre-specified translation. *arXiv preprint arXiv:1904.09107* (2019).
- [24] Raymond Hendy Susanto, Shamil Chollampatt, and Liling Tan. 2020. Lexically constrained neural machine translation with Levenshtein transformer. *arXiv preprint arXiv:2004.12681* (2020).
- [25] Yuen-Hsien Tseng, Lung-Hao Lee, Li-Ping Chang, and Hsin-Hsi Chen. 2015. Introduction to sighan 2015 bake-off for chinese spelling check. In *Proceedings of the Eighth SIGHAN Workshop on Chinese Language Processing*. 32–37. <https://aclanthology.org/W15-3106.pdf>

- [26] Ashish Vaswani, Noam Shazeer, Niki Parmar, Jakob Uszkoreit, Llion Jones, Aidan N Gomez, Łukasz Kaiser, and Illia Polosukhin. 2017. Attention is all you need. In *Advances in neural information processing systems*. 5998–6008.
- [27] Baoxin Wang, Wanxiang Che, Dayong Wu, Shijin Wang, Guoping Hu, and Ting Liu. 2021. Dynamic Connected Networks for Chinese Spelling Check. In *Findings of the Association for Computational Linguistics: ACL-IJCNLP 2021*. Association for Computational Linguistics, Online, 2437–2446. <https://doi.org/10.18653/v1/2021.findings-acl.216>
- [28] Dingmin Wang, Yan Song, Jing Li, Jialong Han, and Haisong Zhang. 2018. A hybrid approach to automatic corpus generation for Chinese spelling check. In *Proceedings of the 2018 Conference on Empirical Methods in Natural Language Processing*. 2517–2527. <https://aclanthology.org/D18-1273.pdf>
- [29] Dingmin Wang, Yi Tay, and Li Zhong. 2019. Confusionset-guided Pointer Networks for Chinese Spelling Check. In *Proceedings of the 57th Annual Meeting of the Association for Computational Linguistics*. Association for Computational Linguistics, Florence, Italy, 5780–5785. <https://doi.org/10.18653/v1/P19-1578>
- [30] Yih-Ru Wang, Yuan-Fu Liao, Yeh-Kuang Wu, and Liang-Chun Chang. 2013. Conditional Random Field-based Parser and Language Model for Traditional Chinese Spelling Checker. In *Proceedings of the Seventh SIGHAN Workshop on Chinese Language Processing*. 69–73. <https://aclanthology.org/W13-4412.pdf>
- [31] Shih-Hung Wu, Chao-Lin Liu, and Lung-Hao Lee. 2013. Chinese spelling check evaluation at SIGHAN bake-off 2013. In *Proceedings of the Seventh SIGHAN Workshop on Chinese Language Processing*. 35–42. <https://aclanthology.org/W13-4406.pdf>
- [32] Heng-Da Xu, Zhongli Li, Qingyu Zhou, Chao Li, Zizhen Wang, Yunbo Cao, Heyan Huang, and Xian-Ling Mao. 2021. Read, Listen, and See: Leveraging Multimodal Information Helps Chinese Spell Checking. In *Findings of the Association for Computational Linguistics: ACL-IJCNLP 2021*. Association for Computational Linguistics, Online, 716–728. <https://doi.org/10.18653/v1/2021.findings-acl.64>
- [33] Junjie Yu and Zhenghua Li. 2014. Chinese spelling error detection and correction based on language model, pronunciation, and shape. In *Proceedings of The Third CIPS-SIGHAN Joint Conference on Chinese Language Processing*. 220–223. <https://aclanthology.org/W14-6835.pdf>
- [34] Liang-Chih Yu, Lung-Hao Lee, Yuen-Hsien Tseng, and Hsin-Hsi Chen. 2014. Overview of SIGHAN 2014 bake-off for Chinese spelling check. In *Proceedings of The Third CIPS-SIGHAN Joint Conference on Chinese Language Processing*. 126–132. <https://aclanthology.org/W14-6820.pdf>
- [35] Ruiqing Zhang, Chao Pang, Chuanqiang Zhang, Shuohuan Wang, Zhongjun He, Yu Sun, Hua Wu, and Haifeng Wang. 2021. Correcting Chinese Spelling Errors with Phonetic Pre-training. In *Findings of the Association for Computational Linguistics: ACL-IJCNLP 2021*. Association for Computational Linguistics, Online, 2250–2261. <https://doi.org/10.18653/v1/2021.findings-acl.198>
- [36] Shaohua Zhang, Haoran Huang, Jicong Liu, and Hang Li. 2020. Spelling Error Correction with Soft-Masked BERT. In *Proceedings of the 58th Annual Meeting of the Association for Computational Linguistics*. Association for Computational Linguistics, Online, 882–890. <https://doi.org/10.18653/v1/2020.acl-main.82>